



ISSUE 3

SPECIAL EDITION

JULY - SEPTEMBER, 2024

NALSA NEWSLETTER



SUPREME COURT OF INDIA

INSIDE STORIES

RENDEZVOUS WITH JUSTICE SANJIV KHANNA
HON'BLE EXECUTIVE CHAIRMAN, NALSA

NALSA IN FOCUS

NATIONAL LOK ADALATS


REACHING THE GRASSROOTS

SHINING THE LIGHT ON OUR JUSTICE CHAMPIONS

NALSA'S IMPACT: A STATISTICAL OVERVIEW

Talisman

*I will give you a talisman.
Whenever you are in doubt,
or when the self becomes too
much with you, apply the
following test. Recall the
face of the poorest and the
weakest man (woman) whom
you may have seen, and
ask yourself, if the step you
contemplate is going to be
of any use to him (her). Will
he (she) gain anything by it?
Will it restore him (her) to
a control over his (her) own
life and destiny? In other
words, will it lead to swaraj
(freedom) for the hungry and
spiritually starving millions?
Then you will find your
doubts and your self melt
away.*



– Mahatma Gandhi

WE AT NALSA

Hon'ble Dr. Justice D.Y. Chandrachud
Patron-in-Chief

Hon'ble Mr. Justice Sanjiv Khanna
Executive Chairman

Mr. Bharat Parashar
Member Secretary

Ms. Shreya AroraMehta
Officer on Special Duty

Ms. Harshita Mishra
Officer on Special Duty

EDITORIAL TEAM

Ms. Harshita Mishra
Editor-in-Chief

Ms. Madhurima Dhanuka
Associate Editor

Mr. Zakhar Naved
Deputy Editor

Mr. Aman Uniyal
Deputy Editor

Mr. Arvinth Subramoniam
Design Coordinator

TABLE OF CONTENTS

CONTENT	PAGE NO.
Message from the Patron-in-Chief	3
Message from the Executive Chairman, NALSA	4
Message from the Member Secretary, NALSA	6
Rendezvous with Executive Chairman, NALSA	7
NALSA in Focus	11
NALSA: A Glimpse into The Year Gone By	18
<i>Lok Adalats: "Ghar Ghar Nyaya, Ek Naya Adhyay"</i>	25
Reaching the Grassroots	26
Best Practices in Legal Aid	42
Interning at NALSA	43
Shining the Light on our Justice Champions	44
NALSA's Impact: A Statistical Overview	47



Dr Justice D Y Chandrachud
Chief Justice of India

Message

I am delighted to share the latest edition of the NALSA Quarterly Newsletter, showcasing our progress in expanding legal aid services, particularly in rural and remote areas.

This newsletter highlights key initiatives that are strengthening NALSA's reach and impact, ensuring that legal aid is accessible to those who need it most. First, State Level Conferences organized by DSLAs under NALSA's guidance are crucial for sharing best practices and improving legal aid delivery. Second, a focus on training and capacity building through the Online Mediation Training Web Portal and advanced mediation programs equips legal professionals with essential skills, while National Lok Adalats continue to connect litigants with justice, supported by Judicial Academies. Third, collaboration with various organizations and government functionaries amplifies their impact, creating a more integrated approach to legal aid and community support.

For young lawyers and aspiring legal professionals, this newsletter is an invaluable resource that offers insights into NALSA's impactful work and unique internship opportunities in public interest law. It shares inspiring stories of Justice Champions making a difference, along with statistics on legal aid cases and outcomes that promote accountability and encourage active participation in the social justice movement.

These efforts are building a more accessible and inclusive justice system, and this edition is sure to inspire as NALSA continues its essential work. I look forward to seeing the continued impact of these initiatives.

Dhananjaya Chandrachud

Dr Dhananjaya Y Chandrachud
Patron in Chief, NALSA



From the Desk of the Executive Chairman, NALSA

As we continue on our journey to ensure "Nyaya Sabke Liye", I am delighted to share with you the latest edition of our Newsletter. This publication is a testament to the tireless efforts of our dedicated team and the unwavering commitment of our Legal Services functionaries. Within these pages, you will find stories of hope, resilience, and triumph. You will read about the lives transformed, the rights protected, and the justice delivered. You will also discover the innovative initiatives, partnerships, and programs that are shaping the future of Legal Aid in India.

This issue refers to the activities with which I have been associated since January 2024, which includes interactions at the grassroot level in villages, with commoners, *Adhikar Mitras* and *Nyaya Rakshaks*, and persons in custody in prisons. We have also enclosed data and details State-wise of the work and the activities undertaken by NALSA.

NALSA released two new schemes viz. NALSA (Child-Friendly Legal Services for Children) Scheme, 2024 and NALSA (Legal Services to Persons with Mental Illness and Persons with Intellectual Disabilities) Scheme, 2024, which envision implementation of a preventive, strategic, need-based and responsive legal services programme for vulnerable children and persons with mental illness and intellectual disabilities. Both the Schemes were finalized after an extensive public consultation process wherein comments were invited from the stakeholders. The Scheme for Children has been drafted in collaboration with UNICEF India and the Scheme for Persons with Mental Illness and Persons with Intellectual Disabilities has been drafted in consultation with NIMHANS, Bengaluru.

Page 1 of 2

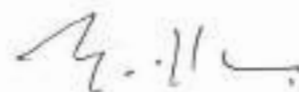
Address for Communication: National Legal Services Authority, Ground Floor, Double Storey, Jaisafmer House
26, Mansingh Road, New Delhi-110011 • Website: www.nalsa.gov.in, E-mail: nalsa-dla@nic.in
Ph: 011-23382778, 23071450, Fax: 23382121

NALSA also formally released a Framework and Schedule for Quarterly Meetings of Under Trial Review Committees in the year 2024 with a view to ensure uniform periodicity of UTRC meetings across the country ; to ensure frequent reviews of the cases of prison inmates; to address the disparities and gaps existing in the identification of prisoners for review/ recommendation; to address disparities and gaps which exist in the number of cases recommended for release and number of bail applications moved finally etc.

'Restoring the Youth': Pan-India Campaign for identifying juveniles in prisons and rendering legal assistance- 2024 was launched by NALSA on 25th January, 2024 on the eve of the 75th Year of India as a Republic. As a result, vulnerable young souls were identified and have been released from adult prisons into an environment that fosters growth, and nurtures their potential.

As we strive to make justice accessible, inclusive, and effective, I invite you to join us in this noble endeavour. Together, let us empower the marginalized, amplify the voices of the vulnerable, and build a society that is fair, equitable, and just for all.

Thank you for your continued support and partnership.



(Sanjiv Khanna)

New Delhi;
October 29, 2024.



राष्ट्रीय विधिक सेवा प्राधिकरण
NATIONAL LEGAL SERVICES AUTHORITY
(Constituted under the Legal Services Authorities Act, 1987)

भरत पाराशर
BHARAT PARASHAR
(Delhi Higher Judicial Service)
सदस्य सचिव
MEMBER SECRETARY
(In-charge)

B-Block, Ground Floor,
Administrative Buildings Complex,
Supreme Court of India, New Delhi-110001

Ground Floor, Double Storey,
Jaisalmer House, 26, Mansingh Road,
New Delhi-110011

Message from the Member Secretary, NALSA

Dear Readers,

As we continue on our journey towards a more inclusive and compassionate society, I am delighted to present to you a special edition of our newsletter, showcasing the tireless efforts of NALSA in promoting access to justice for all. In this edition, we highlight: the State Level Conferences of DLSAs organized under the aegis of NALSA; innovative initiatives for bringing justice closer to the marginalized communities; capacity-building programs for the legal aid providers; and success stories from the field during the year gone by.

Through these stories, we reaffirm our commitment to bridging the gap between law and justice and ensuring that the rights of the most vulnerable are protected. I extend my gratitude to our partners, stakeholders, and team members for their unwavering dedication.

Together, let us strive towards a justice system that is fair, equitable, and accessible to all.


(Bharat Parashar)

Website: www.nalsa.gov.in, E-mail: nalsa-dla@nic.in, Ph: 011-23385720

RENDEZVOUS WITH

JUSTICE SANJIV KHANNA

HON'BLE EXECUTIVE
CHAIRMAN, NALSA



Under Hon'ble Mr. Justice Sanjiv Khanna's dynamic leadership, NALSA has pioneered groundbreaking initiatives, transforming the landscape of legal aid services in India. We are honored to present an exclusive interview with our visionary leader. In this candid conversation, Justice Khanna shares his vision for a more inclusive justice system; success stories and challenges in legal aid delivery; and the road ahead for access to justice in India. Join us as we delve into his thoughts and experiences, illuminating the path to justice and equality for all.

How do you perceive the role of Legal Awareness in enhancing the effectiveness of Legal Services Institutions?

Legal awareness is a vital prong of access to justice, serving as the foundation that enables individuals—especially those from marginalized communities—to understand their rights, seek benefits, and pursue legal remedies. Without legal awareness, even the most robust Legal Services Institutions would struggle to effectively reach and assist those in need. People who are informed about their legal rights and the resources available to them are more likely to approach Legal Services Institutions for assistance. In increasing legal awareness, literacy, and accessibility, our approach can be categorized into two:

- **Reach-In Approach:** This approach is resorted to when the public, either for general legal awareness, inquiry, or in instances of distress, approaches legal services authorities for assistance.
- **Reach-Out Approach:** It signifies the efforts of the Legal Services Institutions to extend help to those in need, which includes disseminating information to the public, raising awareness through advertisements and campaigns, or contacting and offering help to those affected. Additionally, authorities contact and offer help to those who may be affected by legal issues but are unaware of the resources available to them. To further the Reach-Out approach, we have established Legal Services Help Desks, similar to Legal Services Clinics, in court complexes and jails. These Help Desks provide critical support to individuals who arrive at court unacquainted with legal procedures or without legal assistance, ensuring that they are informed about the mechanisms available for legal aid. Currently, over 21,089 Legal Literacy Clubs operate in schools and colleges nationwide. In 2023 alone, more than 4,30,306 legal awareness programs were organized, benefiting approximately 4.5 crore

citizens. We have also employed multiple media platforms—such as television, radio, and YouTube—to broaden our outreach. Our dedicated legal services helpline (15100), available in over 10 languages, with features like voice recognition, call transfers to State or District Legal Services Authorities, and call-back options furthers legal awareness.

By balancing both the Reach-In and Reach-Out approaches, we are ensuring that individuals are informed, empowered, and connected to legal aid services, promoting the cause of access to justice.

Recognizing that rural and remote communities frequently face significant barriers to accessing legal services, how is NALSA advancing its legal aid services and outreach initiatives to address these challenges?

NALSA is making significant progress in expanding Legal Aid Services, particularly in rural and remote areas. To address geographical disparities, NALSA has deployed mobile vans, directly linking isolated regions to the justice system. These mobile units ensure that even the most distant communities receive access to legal support. Grassroots initiatives like door-to-door legal campaigns have allowed NALSA to effectively extend their reach into communities that traditional methods might overlook, ensuring legal aid services penetrate even the hardest-to-reach areas. Further, the E-Portal offers a multilingual platform where users can apply for legal aid, upload documents, track their cases, and send reminders—all from one place. *Nyaya Sampark* desks, set up at State Legal Services Authority (SLSA) offices, provide a one-stop hub where beneficiaries can check the status of their cases, get legal advice, and learn about government schemes. These desks are equipped with toll-free helplines and video conferencing facilities, even connecting undertrials in jails with legal representation. Additionally, NALSA team regularly visits rural communities to engage with paralegal volunteers and local residents, aiming to understand their grievances. This hands-on approach helps NALSA monitor and improve the quality of legal assistance being provided. Similar visits are also made to the Prisons

thereby ensuring that undertrials aren't left without the representation they deserve.

How do you think the public's perception of legal aid has changed in recent years, and what factors do you believe have driven that change?

Public perception of legal aid has evolved significantly in recent years, largely due to increased awareness of legal rights and the crucial role of access to justice. Educational campaigns have shifted the understanding of legal aid from being merely a safety net to a fundamental right. Technological advancements have further enhanced accessibility, particularly in remote areas, through online platforms and helplines, making it easier for individuals to seek assistance. Courts, too, have reinforced the importance of legal aid in ensuring fair trials, while social movements advocating for justice and government policies aimed at expanding legal aid services have bolstered public support. In response to this evolving scenario, we have made key changes to reflect the role of Legal Services Institutions. Recently, we renamed our Paralegal Volunteers as “*Adhikar Mitrs*” (friends of rights) and our Legal Aid Defense Counsel as “*Nyaya Rakshak*” (defenders of justice). This change in nomenclature underscores that Legal Services Institutions are not simply state-aid services but are uniquely positioned within the judicial domain to provide high-quality access to justice. By adopting these titles, we aim to foster a greater sense of approachability and trust among the public, emphasizing that legal aid is a vital part of the justice system, rather than a government welfare program. Legal services institutions must continue to be viewed as trusted, accessible, and effective partners in ensuring justice for all, regardless of socio-economic status.

How far has NALSA come in its mission, and what impactful progress has been made that has transformed the legal aid landscape? Could you highlight some key achievements?

NALSA has made remarkable progress in advancing access to justice in India, particularly for women, children, and marginalized groups, through specialized schemes and initiatives. Recently NALSA released the *NALSA (Legal Services to Persons with Mental Illness and*

Persons with Intellectual Disabilities) Scheme, 2024, which seeks to provide tailored legal support to individuals with mental health conditions and intellectual disabilities, ensuring they receive appropriate representation and advocacy to protect their rights. NALSA also released the *NALSA (Child-Friendly Legal Services for Children) Scheme, 2024*, aimed at creating a child-sensitive legal environment that prioritizes the best interests of minors through dedicated legal aid. In addition to these schemes, NALSA recently launched a first-of-its-kind *40-hour online Mediation Training Portal* to enhance the skills of legal professionals and mediators. This initiative promotes effective mediation practices and alternative dispute resolution methods, helping to reduce the judicial system's burden by encouraging out-of-court settlements. In 2023, legal assistance was provided to 1,71,794 accused at the remand stage, and to 27,521 suspects at the pre-arrest stage, of which 9,948 suspects (36%) were not arrested. This underscores the importance of legal aid at the pre-arrest and remand stage, preventing unnecessary detentions. Additionally, under the *Pan-India Under Trial Review Committee (UTRC) Special Campaign- 2023*, 7,246 meetings were held across the country, which led to the release of over 27,000 prison inmates. *Lok Adalats* have proven to be the heart and soul of mediatory dispute settlement, playing a vital role in alleviating the overwhelming caseload in India's justice system. In 2023 alone, over 14 crore cases were taken up in *Lok Adalats*, resulting in the disposal of 8.5 crore cases. This achievement highlights the efficacy of *Lok Adalats* in providing quick and amicable resolutions to disputes. Further, NALSA has formed strategic partnerships with NGOs, legal professionals, and educational institutions to enhance its outreach and effectiveness. It has recently collaborated with government departments like the Department for Social Justice and Empowerment and the National Commission for Women, as well as organizations like UNICEF India and NIMHANS to frame its two new schemes—the NALSA (Child-Friendly Legal Services for Children) Scheme, 2024 and the NALSA (Legal Services to Persons with Mental Illness and Persons with Intellectual Disabilities) Scheme, 2024.

Through these initiatives, NALSA continues to address barriers to access, ensuring that legal services remain within reach for all.

As the future leaders of the legal profession, law students and young lawyers possess the potential to drive significant change in the field. How can they contribute to strengthening the legal aid system and ensuring greater access to justice for underserved communities, especially in the face of systemic challenges and barriers?

Engaging in pro bono work offers law students and young lawyers a meaningful way to provide crucial legal assistance to underserved communities. By addressing immediate legal needs, they also gain a deeper, practical understanding of social justice and the realities of inequality. Law students can take the initiative to organize workshops and seminars to inform the public about their legal rights and available resources. Also, young lawyers can gain hands-on experience by interning with DLSAs, SLSAs or NALSA. These internships offer direct exposure to client cases, developing a pool of advocates well-equipped to serve low-income and vulnerable clients. This early involvement also instils a sense of responsibility that they can carry forward into their legal careers. Law students can also play an impactful role by conducting research into systemic challenges within the legal aid system. Their research can uncover gaps and inefficiencies, providing valuable insights for advocating necessary reforms. By offering innovative solutions, they can contribute to making justice more accessible, especially for those who face significant legal barriers. Young lawyers can guide law students through the complexities of pro bono work, passing on their knowledge and insights gained from real-world experience. This mentorship shapes a new generation of lawyers with a strong commitment to public service, cultivating a culture of responsibility and a deeper sense of purpose within the legal profession. Through a sustained commitment to pro bono efforts—whether through raising awareness, direct legal aid, or policy advocacy—law students and young lawyers help create a more equitable legal system and ensure that those most in need have access to justice.

How can citizens play an active role in bolstering the legal aid system and enabling NALSA to achieve its mission of delivering justice for all?

Citizens hold the power to make a significant impact on the legal aid system, helping organizations like NALSA expand their reach and effectively deliver justice. Their role is often overlooked, yet they are uniquely positioned to identify flaws and gaps within the system, offering invaluable insights into the community's needs. Citizens can contribute by raising awareness about the importance of legal aid. Advocacy within their communities can demystify legal rights and inform people about the legal aid services available to them. By initiating conversations, participating in local campaigns, or simply spreading the word, citizens can encourage those in need to seek assistance, thereby breaking down the stigma or hesitation that often surrounds legal matters. Paralegal volunteers play a vital role in community outreach efforts, and those with legal expertise can offer their knowledge and counsel to individuals seeking legal help. Volunteers serve as a critical link, ensuring that people who are unaware of or unable to access legal services are guided to the appropriate institutions for assistance. Citizens can support or organize initiatives aimed at educating others about their rights. By simplifying legal concepts and making them relatable, they can empower their peers to navigate the legal system with greater confidence. I believe that engagement with the legal aid system should be a two-way street. Citizens can provide valuable feedback on the quality and effectiveness of legal aid services, helping authorities identify gaps or areas for improvement. By participating in community consultations or engaging directly with legal services institutions, individuals can voice their concerns, share their experiences, and contribute to shaping a more responsive and tailored legal aid system.

What measures has NALSA taken to address the concerns of undertrial prisoners in the country?

While the principle of law presumes an accused to be innocent until proven guilty, prolonged detention can unjustly blur this

distinction, effectively punishing individuals without due process. Beyond the direct impact on the accused, such delays also have significant consequences for their families, often threatening financial stability and social well-being. Recognizing this, NALSA has been addressing the challenges faced by undertrial prisoners on war-footing, not only by reviewing their incarceration status but also by providing comprehensive support to both inmates and their families during detention. Recent data underscores the positive progress in addressing undertrial cases. According to the *Prison Statistics India Report, 2022*, approximately 69% of undertrial prisoners were incarcerated for up to one year, reflecting that a large majority of cases are being processed within the same year, without excessive delays. Additionally, out of 16,75,778 undertrial prisoners admitted in 2022, 87.7% (14,70,848) were released on bail, highlighting an improved rate of case disposal. A significant part of NALSA's efforts is driven through the Undertrial Review Committees (UTRCs), which serve as critical oversight mechanisms established in every district. Led by a judicial officer and including representatives from the district administration, police, and prison departments, UTRCs conduct regular jail visits to review undertrial cases and determine their eligibility for release. In 2023 alone, UTRCs convened 7,246 meetings nationwide, resulting in the release of over 27,000 inmates, demonstrating the impact of these targeted efforts. NALSA also extends legal assistance to the families of undertrial prisoners, including legal aid in civil litigation, counselling, ensuring the education of children, identifying employment opportunities, and facilitating life and accidental insurance. Additionally, NALSA's training programs, run in collaboration with NGOs and expert bodies, are aimed at upskilling prisoners. These programs include academic education, vocational training in tailoring, carpentry, agriculture, and weaving, along with compensation for skilled and semi-skilled labour. By combining legal intervention with holistic support for prisoners and their families, NALSA plays a pivotal role in not only addressing the issue of prolonged incarceration but also fostering rehabilitation, reintegration, and justice for those awaiting trial.

NALSA IN FOCUS

STATE CONFERENCE OF DISTRICT LEGAL SERVICES AUTHORITIES OF ODISHA



**Vignette from State Conference of DLSAs of Odisha on 17th August, 2024
at the Odisha Judicial Academy, Cuttack, Odisha**



**Vignette from State Conference of DLSAs of Odisha on 17th August, 2024
at the Odisha Judicial Academy, Cuttack, Odisha**

On 17th August, 2024, Odisha State Legal Services Authority organized the Conference of District Legal Services Authorities of Odisha at the Odisha Judicial Academy, Cuttack. The said Conference was presided over by Hon'ble Mr. Justice Sanjiv Khanna, Judge, Supreme Court of India and Executive Chairman, NALSA in the presence of Hon'ble Mr. Justice Chakradhari Sharan Singh, Chief Justice, High Court of Orissa and Patron-

in-Chief, OSLSA and Hon'ble Mr. Justice Arindam Sinha, Judge, High Court of Orissa and Executive Chairman, OSLSA and Hon'ble Judges of High Court of Orissa. District Judges-cum-Chairpersons and the Secretaries of DLSAs of 30 districts of Odisha and PLVs from different districts participated in this Conference. The Conference was meant to begin a conversation around: the challenges faced in outreach activities and provisioning of court-based legal services; challenges in adopting ADR mechanisms; the innovative practices being followed by the Legal Services Institutions; exploring the potential of collaboration with different organizations to ensure equitable access to justice etc.

STATE CONFERENCE OF DISTRICT LEGAL SERVICES AUTHORITIES OF HIMACHAL PRADESH, PUNJAB, HARYANA & CHANDIGARH



Vignette from State Conference of DLSAs of Himachal Pradesh, Punjab, Haryana & Chandigarh at Dalhousie, Himachal Pradesh

On 6th October, 2024, the State Conference of District Legal Services Authorities of Himachal Pradesh, Punjab, Haryana and Chandigarh, State Legal Services Authorities was organised at Dalhousie, Himachal Pradesh under the aegis of NALSA. The Conference aimed at enhancing coordination and collaboration amongst DLSAs and provided a platform for addressing common challenges, sharing best practices, and strengthening the implementation of legal aid and justice delivery services across the region.

Hon'ble Mr. Justice Sanjiv Khanna, Judge, Supreme Court of India & Executive Chairman, NALSA; Hon'ble Mr. Justice Rajiv Shakdher, Chief Justice, High Court of Himachal Pradesh and Patron-in-Chief, Himachal Pradesh State Legal Services Authority (HPSLSA); Hon'ble Mr. Justice G.S. Sandhawalia, Judge, High Court of Punjab & Haryana and Executive Chairman, Punjab State Legal Services Authority; Hon'ble Mr. Justice Arun Palli, Judge, High Court of Punjab and Haryana and Executive Chairman, Haryana State Legal Services Authority; Hon'ble Mrs. Justice Lisa Gill, Judge, High Court of Punjab & Haryana and Executive Chairperson, Chandigarh State Legal Services Authority; and Hon'ble Mr. Justice Tarlok Singh Chauhan, Judge, High Court of Himachal Pradesh and Executive Chairman, HPSLSA

graced the occasion. The Member Secretary and Officers of NALSA, the Member Secretaries of PSLSA, HSLSA and Chandigarh SLSA, nominated Chairpersons and Secretaries of the District Legal Services Authorities of Himachal Pradesh, Punjab, Haryana and Chandigarh participated in this State Conference. PLVs, Legal Aid Counsels, Anganwadi workers etc. also attended the Inaugural Ceremony.

In his address, Hon'ble Mr. Justice Sanjiv Khanna unfolded the deep and enduring purpose of Legal Services Institutions. He illuminated the





Vignette from State Conference of DLSAs of Himachal Pradesh, Punjab, Haryana & Chandigarh at Dalhousie, Himachal Pradesh

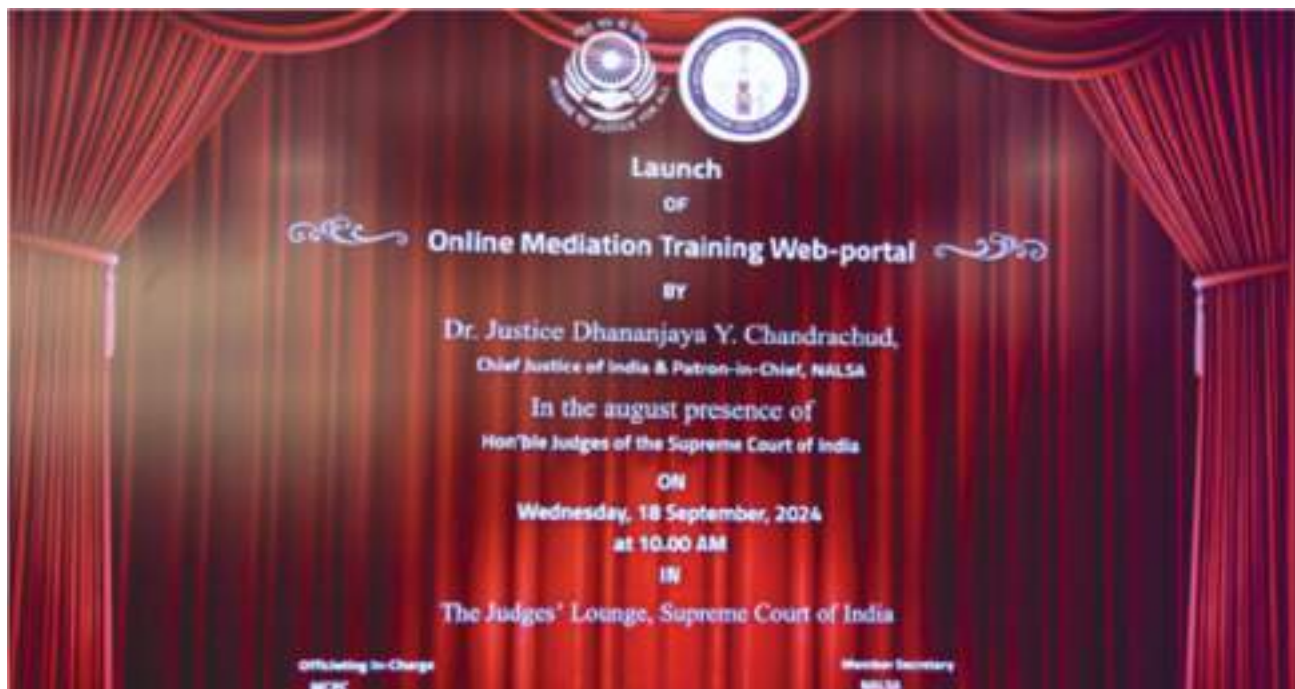
pivotal role of the legal aid functionaries guiding those who find themselves entangled in the complex web of the justice system. He outlined the importance of legal aid at the pre-arrest and arrest stage, while advocating provisioning of legal aid at those stages. He also highlighted the importance of the Under Trial Review Committees which ensure that their incarceration is not needlessly prolonged, especially for petty offences. He also highlighted the important role played by the Legal Aid Defence Counsels and called for further expansion within the system. He also stressed on the transformative power of digital platforms such as the Legal Services Management System and the Legal Aid Case Management System. He called for wider publicity of NALSA's National Helpline No. 15100.

During the session, Justice Khanna also interacted with the Para Legal Volunteers (PLVs), who have recently been given an alternative nomenclature “*Adhikar Mitr*”, Anganwadi Workers, Legal Aid Defence Counsels etc. He commended them for their unwavering dedication and discussed the hurdles being faced by them, offering words of encouragement and strategies for overcoming challenges. Justice Khanna emphasized the crucial need to place PLVs at key junctures—Legal Aid Clinics, Police Stations, and public offices—where their presence could directly benefit the common citizen. He encouraged them to utilize Government e-Seva Kendras and Mobile Vans to raise legal awareness, extending the reach of justice to the farthest corners of the land.

Vignette from State Conference of DLSAs of Himachal Pradesh, Punjab, Haryana & Chandigarh at Dalhousie, Himachal Pradesh



LAUNCH OF THE ONLINE MEDIATION TRAINING PORTAL



Vignette from the Inaugural Ceremony of the Online Mediation Training Web Portal at The Judges' Lounge, Supreme Court of India



Vignette from the Inaugural Ceremony of the Online Mediation Training Web Portal at The Judges' Lounge, Supreme Court of India

It is one of the institutional mandates of NALSA to advance the use of alternative dispute resolution mechanisms. In line with this, the Online Mediation Training Web-Portal was officially launched on 18th September, 2024, by Hon'ble Dr. Justice D.Y. Chandrachud, Chief Justice of India & Patron-in-Chief, NALSA along with Hon'ble Justice Sanjiv Khanna, Judge, Supreme Court of India & Executive Chairman, NALSA at the Supreme Court of India. This significant initiative was developed by NALSA in collaboration with the Mediation and Conciliation Project Committee of Supreme Court of India with a view to promote

alternative dispute resolution mechanisms in India. The Online Mediation Training Web-Portal combines theoretical knowledge with practical skills, covered by 50+ lectures on 20 topics pertaining to mediation and 10+ hours of online/interactive practical sessions. The curriculum was developed through extensive consultations with national and international experts in mediation, ensuring a robust knowledge base. The aim of this Online Mediation Training Programme is to make mediation the first and default mode of dispute resolution, broaden its use as a conflict resolution mechanism, increase the number of trained mediators and open avenues for community mediation. Anyone who enrolls for this online course will be equipped to turn disputes into deals and new opportunities.

15-HOURS ADVANCED COMMERCIAL MEDIATION TRAINING PROGRAM



Vignette from the Inaugural Day of the 15-Hours Advanced Commercial Mediation Training Program on 14th October, 2024 at the Administrative Buildings Complex, Supreme Court of India

NALSA in collaboration with the International Academy of Mediators, successfully conducted a 15-hours Advanced Commercial Mediation Training Program from 14th to 16th October, 2024, at the Supreme Court of India. This three-day event brought together esteemed legal professionals, mediators, and judges to enhance their mediation skills, particularly in managing complex commercial disputes. The program was inaugurated by Hon'ble Mr. Justice Sanjiv Khanna, Judge, Supreme Court of India & Executive Chairman, NALSA in the august presence of Hon'ble Mr. Justice M.M. Sundresh, various members of the Supreme Court Mediation and Conciliation Project Committee, along with representatives from the National Legal Services Authority and the Supreme Court Legal Services Committee. The



Vignette from the Valedictory Ceremony of the 15-Hours Advanced Commercial Mediation Training Program on 16th October, 2024

training program featured leading global experts in mediation, including Mr. Jonathan Lloyd-Jones, Mr. Claude Amar, Mr. Tat Lim, Ms. Prachi Mehta, and Ms. Anveeksha T. Jain, who covered essential topics such as the unique aspects of commercial mediation and techniques for managing complex disputes. The sessions included interactive elements, case studies, and practical simulations to enhance participants' learning experiences. The training concluded with a Valedictory Session on October 16th, during which participants received certificates of completion of training. This initiative represents a significant advancement in promoting commercial mediation as a preferred dispute resolution method in India, furthering NALSA's commitment to integrating alternative dispute resolution mechanisms into the Indian judicial system.

REVISION OF NALSA SCHEMES FOR CHILDREN AND PERSONS WITH MENTAL ILLNESS OR INTELLECTUAL DISABILITIES

NALSA, with the approval of Hon'ble Dr. Justice D.Y. Chandrachud, Patron-in-Chief, NALSA; Hon'ble Mr. Justice Sanjiv Khanna, Executive Chairman, NALSA, and the learned members of its Central Authority, released two new schemes viz. NALSA (Child-Friendly Legal Services for Children) Scheme, 2024 and NALSA (Legal Services to Persons with Mental Illness and Persons with Intellectual Disabilities) Scheme, 2024.

The former Scheme consolidates and revises previous two schemes on children and focuses on the provision of free legal services to children, including children with disabilities. It envisions implementation of a preventive, strategic, need-based and responsive legal services programme for vulnerable children. The latter Scheme updates and revises NALSA's previous

scheme and seeks to align the mandate of the Legal Services Institutions with the legislative provisions under the Rights of Persons with Disabilities Act, 2016 and the Mental Healthcare Act, 2017, with the aim to ensure access to free legal services for persons with mental illness and persons with intellectual disabilities. The Scheme seeks to ensure that legal services are responsive to the specific legal and social needs of such persons.

Both the Schemes were finalized after an extensive public consultation process wherein comments were invited from the stakeholders. The Scheme for Children has been drafted in collaboration with UNICEF India and the Scheme for Persons with Mental Illness and Persons with Intellectual Disabilities has been drafted in consultation with NIMHANS, Bengaluru.

SIGNING OF MEMORANDUM OF UNDERSTANDING WITH THE DEPARTMENT OF SOCIAL JUSTICE & EMPOWERMENT



Vignette from the MoU Signing Ceremony on 30th September, 2024
at Dr. Ambedkar International Centre, Janpath, New Delhi



Vignette from the MoU Signing Ceremony on 30th September, 2024 at Dr. Ambedkar International Centre, Janpath, New Delhi

NALSA signed a Memorandum of Understanding with the Department of Social Justice and Empowerment (DoSJE), Government of India, on 30th September 2024 at Dr. Ambedkar International Centre, Janpath, New Delhi. The MoU was signed in the august presence of Shri Virendra Kumar, Union Minister for Social Justice & Empowerment; Hon'ble Shri Justice Sanjiv Khanna, Judge, Supreme Court of India & Executive Chairman of NALSA and Shri B.L. Verma, Hon'ble Minister of State for Social Justice and Empowerment. Mr. Bharat Parashar, Ld.

Member Secretary, NALSA and Shri Amit Yadav, Secretary, DoSJE also graced the occasion. The event also witnessed the official launch of the SARTHIE 1.0 initiative, a joint effort intended to empower disadvantaged communities, including Scheduled Castes (SCs), Other Backward Classes (OBCs), Senior Citizens, Transgender Persons, Victims of Alcoholism and Substance Abuse, persons engaged in the act of Begging, De-notified and Nomadic Tribes, and more. Under this partnership, State Legal Services Authorities (SLSAs) and District Legal Services Authorities (DLSAs), will organize awareness camps across the country. The services of Paralegal Volunteers and Panel Lawyers shall be taken for these camps. The camps will also focus on spreading awareness about provisions of legislations such as the Protection of Civil Rights Act, 1955; Scheduled Castes and the Scheduled Tribes (Prevention of Atrocities) Act, 1989; The Maintenance and Welfare of Parents and Senior Citizens Act, 2007; The Transgender Persons (Protection of Rights) Act, 2019; and Prohibition of Employment as Manual Scavengers and their Rehabilitation Act, 2013 etc.

COLLABORATION WITH NATIONAL COMMISSION FOR WOMEN UNDER THE INITIATIVE : “VIDHI SE SAMADHAN”

NALSA, in collaboration with the National Commission for Women (NCW), is organising Legal Awareness Programmes at the Block-level across 11 States, namely, Andhra Pradesh, Goa, Haryana, Himachal Pradesh, Jharkhand, Karnataka, Kerala, Punjab, Tamil Nadu, Tripura, and Uttar Pradesh, under the initiative called “Vidhi Se Samadhan”. This initiative aims to promote legal literacy among women in 1,495 blocks. The first phase of the programme will run until March 2025. In September, 2024, NALSA undertook preparatory activities to carry out the legal awareness programmes effectively.

These camps aim to empower women by providing them essential knowledge about their rights, entitlements and the legal remedies available under various laws such as the *Bharatiya Nyaya Sanhita*, 2023; Indian Penal Code, 1860; Protection of Women Domestic

Violence Act, 2005; Sexual Harassment of Women at Workplace (Prevention, Prohibition and Redressal) Act, 2013 etc. Under the programme, participants will also be informed about the roles and functions of various Institutions such as NALSA, NCW, Courts etc. They will also be told about various government schemes aimed at empowering rural women through skill development and financial independence. The SLSAs will identify 2-3 women in each block as potential local champions, who will play a crucial role in advocating for women's rights and raising awareness about legal issues. Ultimately, this programme aims to create a network of informed women who can advocate for their rights and inspire others, fostering a more just and equitable society.

NALSA: A GLIMPSE INTO THE YEAR GONE BY

STATE CONFERENCE OF DISTRICT LEGAL SERVICES AUTHORITIES OF MADHYA PRADESH

Hon'ble Mr. Justice Sanjiv Khanna, Judge, Supreme Court of India & Executive Chairman, NALSA chaired the State Conference of DLSAs of Madhya Pradesh on 13th January, 2024 at Bhopal, Madhya Pradesh. This Conference was attended by the Member Secretary, NALSA; Member Secretary, M.P. SLISA; Chairmen and Secretaries of DLSAs of Madhya Pradesh. The Conference agenda was to discuss the ground level challenges, concerns, solutions, and get feedback from the Legal Services functionaries.



Vignette from the State Conference of DLSAs of Madhya Pradesh on 13th January, 2024 at Bhopal, Madhya Pradesh

STATE CONFERENCE OF DISTRICT LEGAL SERVICES AUTHORITIES OF KARNATAKA

On 24th March 2024, Karnataka State Legal Services Authority organized a State Conference of District Legal Services Authorities under the aegis of NALSA. This Conference was chaired by Hon'ble Mr. Justice Sanjiv Khanna, Judge, Supreme Court of India & Executive Chairman, NALSA. Hon'ble Mr. Justice K. Somashekar, Judge, High Court of Karnataka & Executive Chairman, KSLSA and Hon'ble Mr. Justice H.B. Prabhakara Sastry, Chairman, High Court Legal Services Authority, High Court of Karnataka also graced the occasion. The Conference provided a platform for the integration of the knowledge triangle i.e. integration of inputs and perspectives of District Legal Services Authorities, Karnataka State Legal Services Authority and NALSA. After the Conference, the Hon'ble Executive Chairman, NALSA, also visited the City Civil Court; the Parappana Agrahara Central Prison; and a Model Village near Bengaluru.

Access to justice is the cornerstone of democracy. Free legal aid empowers the marginalized to claim their rights.



Vignette from interactive session with Panel Lawyers, LADC Counsels and Paralegal Volunteers during the visit to City Civil Court in Bengaluru on 23rd March, 2024



Vignette from State Level Conference of DLSAs of Karnataka on 24th March, 2024



Vignette from the inaugural ceremony of the Legal Service Centre at Panchayat Building at Jalige Village, Devanahalli Taluk, Bengaluru Rural District on 25th March, 2024



Vignette from visit to the Parappana Agrahara Central Prison in Bengaluru on 23rd March, 2024



Vignette from the visit to Jalige Village, Devanahalli Taluk, Bengaluru Rural District on 25th March, 2024

STATE CONFERENCE OF DISTRICT LEGAL SERVICES AUTHORITIES OF RAJASTHAN

Rajasthan State Legal Services Authority organised the State Conference of DLSAs of Rajasthan on 30th March, 2024. During this programme, Hon'ble Mr. Justice Sanjiv Khanna interacted with the Ld. Chairpersons and Secretaries of DLSAs in Rajasthan. Noting the importance of PLVs in the work of Legal Services Institutions, Hon'ble Mr. Justice Sanjiv Khanna harped on the need to strengthen this entrenched community asset, which PLVs are, by organizing frequent training programmes and bringing diversity in the PLV workforce. Discerning a lack of trust in Legal Services Institutions and its functionaries, among many undertrial prisoners and convicts, he highlighted the need to bring about a perceptual change by taking remedial action. He emphasized on the need to strengthen the Prison Legal Aid Clinics and the office of Legal Aid Defence Counsels, while simultaneously stressing on the need to bolster the monitoring and mentoring mechanisms in place. To expand the outreach of the Legal Services Institutions, he encouraged Legal Services Institutions to harness technology.



Vignettes from the Conference of DLSAs of Rajasthan at Jaipur, Rajasthan on 30th March, 2024

STATE CONFERENCE OF DISTRICT LEGAL SERVICES AUTHORITIES OF TAMIL NADU AND PUDUCHERRY

On 28th April, 2024, Hon'ble Mr. Justice Sanjiv Khanna, addressed the Chairpersons and Secretaries of DLSAs of Tamil Nadu and Puducherry during the Conference of DLSAs of Tamil Nadu and Puducherry at ADR Building, Madras High Court. This Conference had been convened to serve as a forum to discuss the challenges being faced by the DLSAs, the best/ novel practises being adopted by the

Legal Services Institutions in Tamil Nadu and Puducherry, and the way forward.

Later in the day, Justice Khanna also visited the Madurai Central Prison. He undertook this visit to: gain insights into the inner workings of the prison system, the overall facilities for the inmates and problems faced by them, the legal services being provided to the inmates by the Legal Services Institutions; and to discover the areas



**Vignettes from the Conference of DLSAs of Tamil Nadu and Puducherry
at Chennai, Tamil Nadu on 28th April, 2024**

for improvement and explore means to increase the outreach and acceptability of Legal Services Institutions and services offered by them. During the visit, the Hon'ble Executive Chairman, NALSA, visited the barracks for the inmates; the Prison Hospital; the kitchen; the Vocational Training Centre; the Prison Legal Services Clinic etc. He also interacted with the prison inmates, jail officials, doctors and counsellors posted at the Prison Hospital.



During the visit to the Central Prison, Madurai, Hon'ble Executive Chairman, NALSA also inaugurated the Convict Paralegal Volunteer Training Programme titled "PATTAM Project" being conceptualised by the PRISM NGO in collaboration with the DLSA Madurai and Prison Authorities. During his visit to Madurai, the Hon'ble Executive Chairman, NALSA, also visited the Legal Aid Camp organised at Vellaripatti village and interacted with villagers.



STATE CONFERENCE OF DISTRICT LEGAL SERVICES AUTHORITIES OF KERALA AND LAKSHADWEEP



Vignettes from the Conference of DLSAs of Kerala and Lakshadweep on 6th June, 2024

The State Conference of the DLSAs of Kerala and Lakshadweep was held on 6th June, 2024 at the Kerala High Court Auditorium, Kochi. It was chaired by Hon'ble Mr. Justice Sanjiv Khanna, Judge, Supreme Court of India & Executive Chairman, NALSA. Hon'ble Mr. Justice Ashish K. Desai, Chief Justice, High Court of Kerala and Patron-in-Chief, KeLSA; Hon'ble Mr. Justice A. Muhamed Mustaque, Judge, High Court of Kerala & Executive Chairman, KeLSA; Member Secretary, NALSA; Member Secretary, KeLSA and Director, ADR Centre were also present. During his visit to Kerala, Hon'ble Mr. Justice Sanjiv Khanna, also visited the Office of the Legal Aid Defence Counsels, Ernakulam; District Jail & Women's Jail, Kakkanad and Kadamakkudy Village where he interacted with legal aid functionaries and villagers. The Conference provided an opportunity for key stakeholders to deliberate on effective strategies to improve access to justice and explore innovative approaches to legal aid delivery.



STATE CONFERENCE OF DISTRICT LEGAL SERVICES AUTHORITIES OF JAMMU & KASHMIR AND LADAKH

Hon'ble Mr. Justice Sanjiv Khanna, Judge, Supreme Court of India & Hon'ble Executive Chairman, NALSA, visited Jammu & Kashmir and Ladakh from 17th June to 22nd June, 2024,

for the State Conference of DLSAs of Jammu & Kashmir and Ladakh. During the said visit, Hon'ble Mr. Justice Sanjiv Khanna also visited the Central Prison, Srinagar on 17th June,

2024, to interact with the prison inmates, Jail Authorities, and functionaries of the Prison Legal Aid Clinic. Thereafter, Justice Sanjiv Khanna also graced the Community Awareness Programme organized by Ladakh Legal Services Authority and District Legal Services Authority, Kargil, in Kargil District on 19th June, when he interacted with Panel Lawyers, Para Legal Volunteers, Legal Aid Defence Counsels, Members of Civil Society Organizations, Anganwadi Workers, persons manning the One Stop Centres, Mission Shakti and Mission Poshan Workers etc. On 21st June, 2024, Hon'ble Mr. Justice Sanjiv Khanna, chaired the State Level Conference of DLSAs of Jammu



& Kashmir and Ladakh, at the Jammu & Kashmir Judicial Academy, Srinagar. This Conference was attended by Hon'ble Mr. Justice N. Kotiswar Singh, Chief Justice of High Court of Jammu & Kashmir and Ladakh and Patron in Chief, Jammu & Kashmir State Legal Services Authority; Hon'ble Mr. Justice Tashi Rabstan, Judge, High Court of Jammu & Kashmir and Ladakh and Executive Chairman, Jammu & Kashmir State Legal Services Authority; and Hon'ble Mr. Justice Atul Sreedharan, Judge, High Court of Jammu & Kashmir and Ladakh and Executive Chairman, Ladakh Legal Services Authority.



Vignettes from the Conference of DLSAs of Jammu & Kashmir and Ladakh in June, 2024

RELEASE OF THE FRAMEWORK AND SCHEDULE FOR QUARTERLY UTRC MEETINGS- 2024

On 08th April, 2024, Hon'ble Mr. Justice Sanjiv Khanna, Judge, Supreme Court of India and Executive Chairman, NALSA, formally released a Framework and Schedule for Quarterly Meetings of Under Trial Review Committees in the year 2024. This initiative was in furtherance of several directives of the Hon'ble Supreme Court of India for conducting periodic review of detention of all prisoners. The virtual launch was attended by the Hon'ble Executive Chairpersons and Ld. Member Secretaries of the various State Legal Services Authorities; Ld. Chairpersons and Secretaries of the DLSAs and other members of the UTRCs. In 2024, these meetings will be conducted across all districts in India as per the schedule released.

Hon'ble Mr. Justice Sanjiv Khanna, while highlighting the crucial mandate of UTRCs to prevent long periods of incarceration during pendency of trial, gave a rallying call for further streamlining, strengthening, and reinvigorating functioning of the UTRCs in every district across India. He emphasised upon the need to increase awareness among lawyers about the fourteen categories of prisoners eligible for review, timely filing of bail applications, recourse to appellate



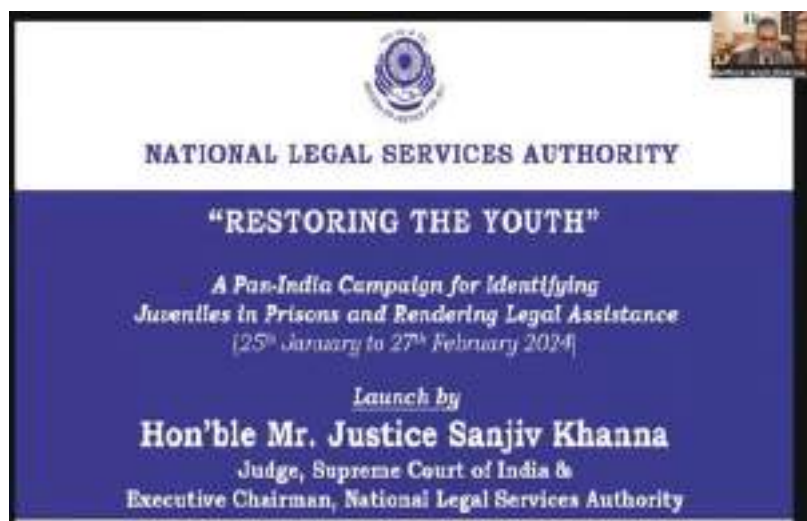
remedy where bail applications are rejected. He further emphasized the need to undertake confidence building steps with prisoners as well as their families, to boost their trust in legal services. He also observed that during the two special campaigns of NALSA in the years 2022 and 2023, around 50,000 prisoners were released from the prisons. He stated that these figures were a testament to the seminal role played by the UTRCs. He however, sounded a note of caution here and stated that though on the face of it, the numbers of prisoners released were encouraging, an institutional reflection and

analysis of the functioning and efficacy of UTRCs done by NALSA, revealed some gaps, which need to be addressed at the earliest to enhance UTRC's reach and efficacy. He further stated that if the UTRCs are conducted in a uniform and concerted manner across the country, as is being sought to be done by this "Framework and Quarterly Schedule of UTRC Meetings", the outcomes are bound to be much better.

Pursuant to the Schedule released in April, 2024, the 1st and 2nd Quarterly meetings of the UTRCs were held across all districts in India on 15th April and 15th July, 2024. The State and District Legal Services Authorities are prioritizing the filing of appropriate applications for all cases recommended and ensuring that releases are

made in cases where bail is granted by the Courts. The data received from the SLSAs regarding the functioning of the UTRCs is a positive indication of a strengthened mechanism for periodic review of prisoner's cases. The data for the third Quarterly Meeting of the UTRCs for 2024 held on 16th October 2024 is yet to be received from the States. In the UTRC Quarterly meeting held in April, a total of 24,100 prisoners were identified for review, leading to the recommendation of 15,777 prisoners for release, which resulted in release of 7,421 prisoners. In the UTRC Quarterly meeting held in July 2024, 20,103 prisoners were identified for review, leading to recommendation of 14,048 prisoners for release, which resulted in release of 7,366 prisoners.

‘RESTORING THE YOUTH’: PAN-INDIA CAMPAIGN FOR IDENTIFYING JUVENILES IN PRISONS AND RENDERING LEGAL ASSISTANCE – 2024



‘RESTORING THE YOUTH’: Pan-India Campaign for identifying juveniles in prisons and rendering legal assistance– 2024 was launched by Hon’ble Mr. Justice Sanjiv Khanna, Judge, Supreme Court of India & Executive Chairman, NALSA on 25th January, 2024 on the eve of the 75th Year of India as a Republic. The immediate spur for launching this campaign was the fact that in recent years several unfortunate cases have come to light where children have been found languishing in prisons meant for adult offenders, without any judicial determination on the plea of juvenility that may have been taken by them before the courts. The tragic reality of these children languishing in jails stood in stark contrast to the ideals of justice, rehabilitation, and the fundamental belief that no child should be forced to navigate a criminal justice system meant for adults,

which doesn’t recognize their developmental vulnerabilities and unique circumstances. Recognizing its institutional responsibility to take immediate action to identify these vulnerable young souls and to ensure that they are transported from the dark alleys of adult jails and transplanted into an environment that fosters their growth, nurtures their potential, and offers them a pathway towards societal reintegration, NALSA came up with this Campaign.

From 25th January, 2024 till 27th February, 2024, 7,134 probable juveniles were identified in adult prisons. Applications for age determination were filed by the Legal Services Institutions on behalf of 3,381 such probable juveniles. 1,200 applications were disposed off while 2,173 applications remained pending. 287 probable juveniles were transferred to Place of Safety or Special Home or Observation Home and around 461 such persons were released on bail.

NATIONAL LOK ADALATS

“GHAR GHAR NYAYA, EK NAYA ADHYAY”

The National *Lok Adalats* which are organized across India, as per the annual calendar of NALSA, have bridged the gap between litigants and justice; ensured speedy and cost-effective dispute resolution; promoted social harmony and community cohesion; and enhanced public trust in the judicial system. As an illustrative example, the three National *Lok Adalats* organized so far this year have successfully disposed of over 7.7 crore cases. These figures encompass both pending cases and pre-litigation cases. By including pre-litigation cases in the National *Lok Adalat* framework, potential disputes were

resolved at an early stage, preventing them from escalating into formal court proceedings. The necessity of addressing pre-litigation cases is underscored by data, showing that a greater number of these cases are resolved compared to pending ones. For instance, in the three National *Lok Adalats* held in 2024, over 6.4 crore pre-litigation cases were disposed of, in contrast to more than 1.2 crore pending cases. Furthermore, under the stellar leadership of Hon'ble Mr. Justice Sanjiv Khanna, the disposal rate of cases has been constantly improving.



REACHING THE GRASSROOTS

EMPOWERING THE MARGINALIZED COMMUNITIES THROUGH LEGAL AWARENESS

Delhi State Legal Services Authority in collaboration with North & North- West DLSAs organized a Mega Legal and Other Services Camp on 10th August, 2024 at Sarvodaya Vidyalaya, Jaunti Village, Delhi under its Project गूँज : कानूनी सहायता के नए आयाम. By integrating legal, health, and educational services, the project fostered an all-comprehensive development, ultimately promoting justice and equality in these communities. The Chief Guest of the Program was Hon'ble Mr. Justice Sanjiv Khanna, Judge, Supreme Court of India & Executive Chairman, NALSA. The event was also graced by Hon'ble Mr. Justice Manmohan, Acting Chief Justice, High Court of Delhi & Executive Chairman, DSLSA and other Hon'ble Judges of the High Court of Delhi. The event began with the Inauguration of Legal Services Information Board of DSLSA and the Legal Services Clinic at Panchayat Ghar of the village. It was followed by the flagging off of the Mobile Legal Services Van. The 'Mega Legal Services Camp' was organized in collaboration with various Government Departments such as Department of Women & Child Development, Department of Social Welfare, Department of Empowerment of Persons with Disabilities, Health and



Family Welfare Department, Labour Department, Unique Identification Authority of India, District Magistrate, IHBAS, Delhi Police, Tihar Jail etc. who provided their services and apprised the visitors about various welfare schemes. In the inaugural ceremony, assistive aids and prosthetics designed to improve the quality of life of disabled persons were distributed. Around 1700 persons from Jaunti Village and surrounding areas attended the Mega Services Camp to avail multifarious services provided by different departments/organization.



Chandigarh Legal Services Authority in collaboration with Haryana State Legal Services Authority and Punjab State Legal Services Authority organized a Walkathon in Chandigarh on 28th September, 2024 to spread awareness about Legal Services Institutions and the services being rendered by them. The Walkathon, which saw a participation of over 600 persons, including lawyers and children, was led by Hon'ble Mr. Justice Surya Kant, Judge, Supreme Court of India and Hon'ble Mr. Justice Sheel Nagu, Chief Justice, High Court of Punjab and Haryana. The program aimed at educating the public about free legal aid services available through Legal Services Institutions; encouraging citizens to seek justice



and exercise their rights; and promoting the importance of legal literacy and awareness.

In the first week of July 2024, the Odisha State Legal Services Authority (OSLSA) organized a State-wide Plantation Drive in collaboration with the Forest and Environment Department as part of "Van Mahotsav Week". Engaging 30 District Legal Services Authorities, 114 Taluka Legal Services Committees, and Schools with Student Legal Literacy Clubs, the initiative aimed to raise environmental awareness. The program featured a Plantation Event at the Record Room Digitization Centre and Aain Seva Bhawan in Cuttack, which was graced by Hon'ble Mr. Justice Chakradhari Sharan Singh, Chief Justice, High Court of



Odisha and other esteemed Judges of the High Court of Odisha.

On 22nd September 2024, Jharkhand Legal Services Authority organised a Legal Awareness Program at "Apna Ghar", an Old Age Home, in Ranchi. The program was inaugurated in the benign presence of Hon'ble Mr. Justice Sujit Narayan Prasad, Judge, High Court of Jharkhand and Executive Chairman, JHALSA and was dedicated to promoting the rights and well-being of our senior citizens. During the program, the "Atal Clinic" was also inaugurated, which would provide healthcare services to the elderly persons. During his address, Hon'ble Justice Sujit Narayan Prasad informed the residents of the old age home about laws on elder abuse prevention and provided guidance on wills, inheritance, and property rights. He



also addressed questions on provision of pension, healthcare facilities, and social security benefits. He stressed on JHALSA's goal of "Empowering Elders, Ensuring Dignity".

DLSA Gondia under the aegis of Maharashtra State Legal Services Authority organized a Mega Legal Awareness Camp at Powar Sanskrutik Bhavan, Laxmi Nagar, District Gondia on 14th September 2024 to spread legal awareness

about public welfare schemes, particularly those meant for weaker and marginalized sections of the society and to facilitate the benefits of various welfare schemes of the Centre and the State to the needy and deserving persons.



DLSA Kolhapur under the aegis of Maharashtra State Legal Services Authority organized a Mega Legal Awareness Camp at Shri Swami Vivekanand Shikshan Sanstha, Tarabai Park, District Kolhapur on 29th September 2024. The program witnessed a huge footfall as different government departments had put up their kiosks to assist people in applying for different beneficial entitlements under different government schemes.



In a concerted effort to ensure every child in Meghalaya receives the education they deserve, the Meghalaya State Legal Services Authority (MSLSA), in collaboration with Red FM 93.5 and the Education Department, launched the “Back-to-School” campaign across different districts. The initiative, under the slogan “Opening Doors for Education to Children” and the tagline “Securing Free and Compulsory Education to Children of Meghalaya,” aimed to motivate and encourage the people of Meghalaya to reintegrate school dropouts back into formal education. At the heart of this campaign is the promotion of education as a fundamental right under Article 21A of the Constitution of India. The campaign highlighted the alternative educational opportunities available, such as the National Institute of Open Schooling (NIOS), to ensure that no child is a



victim of familial circumstances. The campaign also provided crucial information to parents and guardians about the NALSA National Helpline Number- 15100.

Jharkhand Legal Services Authority launched a 45-days long “Special Campaign for Children with Disabilities” on 13th July, 2024. The Campaign was launched in the benign presence of Hon’ble Dr. Justice Vidyut Ranjan Sarangi, Chief Justice of High Court of Jharkhand. The campaign aimed to protect the rights of around 23,458 children with disabilities identified across Jharkhand. Out of these, 12,352 children received benefits from government schemes and 10,782 children were issued Disability Certificates. Tricycles, assistive devices and other prosthetic aids were also distributed to these children. This Campaign aimed to ensure equal access to justice and opportunities for children with disabilities; to empower families



with knowledge and resources; and to break barriers and stigma surrounding disability. This Campaign endeavoured to unlock the potential of our young champions and build a society that values diversity.

In accordance with the State Plan of Action for July 2024, the District Legal Services Authorities and Taluk Legal Services Committees of Sikkim organized a series of Legal Awareness Programmes focusing on the NALSA (Effective Implementation of Poverty Alleviation) Scheme, 2015 to ensure effective implementation of poverty alleviation initiatives. These programs were organized in collaboration with the Social Welfare and Rural Development Departments, to spread awareness about the State and Central Government Welfare Schemes. These programs which sought to bridge the gap between policy and practice; ensure beneficiary identification and registration;



facilitate linkages with Government Schemes, witnessed huge participation at Chujachen, Pakyong; Ringhim Nampatam, Mangan District; Namchi and Gyalshing.

The District Legal Services Authorities and Taluka Legal Services Committees of Odisha, successfully conducted 260 Legal Awareness programs from July to September, 2024. These programs targeted women, Scheduled Castes, Scheduled Tribes, labourers, and persons with disabilities. Around 18,896 persons attended these programs wherein they were told about their rights and entitlements under different statutes and welfare schemes, the availability of free legal aid, and the functioning of Legal Services Institutions. These programs exemplified the Legal



Services Authorities’ dedication to harnessing the power of law for social change, ensuring no one is left behind.

In its pursuit of “Empowering Communities, Enhancing Lives”, the Uttar Pradesh State Legal Services Authority in collaboration with the Women’s Club of the High Court of Allahabad, organised a legal literacy and social welfare program on 15th September, 2024 at Banka village, Prayagraj. Legal Experts and Government Officials provided information on government welfare schemes to the participants. The public was also informed about the provision of free legal aid and advise. A medical camp was also organized during the said event where free health check-ups and consultations were done; medicines and health kits were distributed; and health counselling



was also done. This program exemplified UPLSA’s dedication to harnessing the power of law for social change.

On 6th September 2024, Shri Alek Muivah, Member Secretary of the Manipur State Legal Services Authority, as a compassionate initiative, visited the Litan Sareikhong Relief Camp in Ukhrul District. During his visit, he interacted with approximately 200 inmates and distributed clothes to 58 internally displaced children. The children’s clothing, donated by a well-wisher through the High Court of Manipur, provided much-needed relief to those residing at the camp. During the visit, the Member Secretary, Manipur SLISA also told the residents about free legal aid and counselling facility; victims’ compensation scheme etc. This program embodied Manipur State Legal Services Authority’s commitment to



safeguarding the rights and dignity of internally displaced children by impressing that there was hope beyond displacement.

On 08th August, 2024, the Member Secretary of the Arunachal Pradesh State Legal Services Authority inaugurated a Legal Aid Clinic at the Head Office of the Arunachal Pradesh Women Welfare Society in Naharlagun. This initiative aimed to enhance access to justice for vulnerable groups by providing free legal aid at the grassroots level. The program witnessed participation from diverse sections of the society.



The true measure of a lawyer’s success is not in fees earned, but in lives changed through pro bono service.

On 29th August, 2024, the District Legal Services Authority of East Siang District, Arunachal Pradesh inaugurated a Legal Aid Clinic at Mebo Police Station. This was indeed a groundbreaking initiative meant to integrate justice and law enforcement. This Legal Aid Clinic has been opened to provide easy access to justice for marginalized communities; to strengthen the rule of law and promote legal awareness; to foster collaboration between law enforcement and legal aid. This initiative shall ensure better implementation of NALSA



Framework for Early Access to Justice at Pre-Arrest, Arrest and Remand Stage. Opening of this Legal Aid Clinic shall strengthen police-community relations and trust.

On 30th July, 2024, DLSA, North Garo Hills, Meghalaya organized an Awareness Programme on the topic “Access to Legal Aid for Victims” at Resu Bakrapara MFC Hall, North Garo Hills, Resubelpara. This program comprised an Expert session on “Victim Rights and Legal Aid” and retelling of personal narratives of victims showcasing resilience and hope. It was followed by an interactive session. The participants were informed about the



victims’ compensation schemes and the NALSA National Helpline Number 15100.

In 2024, Assam State Legal Services Authority organised a series of Legal Awareness Programs on laws prohibiting Child Marriage. The aim of these programs which were organised at different community centres was: creation of a sustainable community based human resource to advocate eradication of child marriage; strengthening social accountability and enhancing the acceptability of laws prohibiting child marriage in the community; nurturing and mentoring children as crusaders and agents of change; and creating awareness about a range of social protection measures, which families or individuals can effectively avail when encountered with a situation of child marriage.



Resource persons for these programs included Panel Lawyers and Paralegal Volunteers who told the participants about the preventive and punitive provisions of the Prohibition of Child Marriage Act, 2006.

In August, 2024, Tripura State Legal Services Authority organised special programs to assist residents of flood-affected districts of Tripura. The programs were organized as per the NALSA Scheme for Legal Services to the Victims of Disasters. Dedicated Legal Aid Help Desks were setup to provide legal assistance to flood affected victims. The DLSAs of Gomati, South Tripura & North Tripura Districts conducted a survey (through PLVs) in the flood affected areas to ascertain the actual damages sustained and thereafter, chalked out a plan to help people retrieve their lost documents. PLVs along with the Government officials such as tehshildars helped flood affected persons to apply for compensation under different government schemes.



EMPOWERING THE FUTURE CHANGE MAKERS- LEGAL AWARENESS PROGRAM IN SCHOOLS AND COLLEGES

On 29th August 2024, the Uttar Pradesh Legal Services Authority (UPSLSA) opened a Legal Aid Clinic at Dr. Rajendra Prasad National Law University in the august presence of Hon'ble Mr. Justice Arun Bhansali, Chief Justice of High Court of Allahabad and Patron-in-Chief, UPSLSA and Hon'ble Mr. Justice Manoj Kumar Gupta, Judge, High Court of Allahabad. The aim of the Legal Aid Clinic was to empower law students to serve the community, one case at a time by fostering clinical legal education and skills in the law students. Justice Bhansali in his address encouraged the law students to offer pro-bono services to underprivileged individuals as that would provide them with hands-on training and invaluable practical experience. A 3-days long Paralegal Volunteer Training Programme was also started on this day to provide legal training to Law Students who were empanelled as Para Legal Volunteers and to acquaint them with different Schemes, SoPs etc. prepared by NALSA.



On 30th July 2024, the Gangtok, Sikkim District Legal Services Authority, organized a Legal Awareness Programme at Enchey Senior Secondary School, Chandmari, to spread awareness about the NALSA (Effective Implementation of Poverty Alleviation Schemes) Scheme, 2015, and the Micro Legal Literacy Scheme. The event was attended by 180 participants. The programme aimed to educate students, parents, and teachers on available legal resources and schemes for the underprivileged.

The District Legal Services Authority, Thoubal, Manipur, in collaboration with New Public Sr. Secondary School, Khangabok, organized a One-day Legal Awareness Programme about the key provisions of two crucial laws i.e. the "POCSO Act, 2012" and the "Juvenile Justice (Care and Protection of Children) Act, 2015", which form the bedrock of child protection laws in India and serve different but complementary purposes. The Resource Persons for the program discussed specific cases to tell children about different forms of child sexual abuse and exploitation and emphasized that prevention is as important as protection. By informing children about their rights and the mechanisms available to protect them, the Resource Persons endeavoured to provide a holistic understanding of the problem and create a proactive defense against child abuse, exploitation, and neglect.



On 9th July 2024, a Legal Aid Clinic was inaugurated at MIET School of Law, Jammu by Hon'ble Mr. Justice N. Kotiswar Singh, Judge, Supreme Court of India, in the esteemed presence of Hon'ble Mr. Justice Tashi Rabstan, Chief Justice, High Court of Jammu & Kashmir and Ladakh. The program was organized by the J&K Legal Services Authority in collaboration with the District Legal Services Authority, Jammu. The programme highlighted the vital role of law students in promoting access to justice and saw active participation from law students and faculty members.



On 02nd August, 2024, Chandigarh Legal Services Authority organized a Legal Awareness Program at Government Model Senior Secondary School, Sector-28D, Chandigarh, focusing on the POCSO Act and the Juvenile Justice Act. This initiative aimed to enhance awareness and understanding of child protection laws among the students and teachers. In addition to discussing the types of abuse, the awareness session also covered the specific offenses outlined in the POCSO Act. The participants were informed about the legal definitions and consequences of sexual offenses such as penetrative sexual assault, aggravated penetrative sexual assault, sexual assault, aggravated sexual assault, sexual harassment, use of a child for pornographic purposes, abetment, and attempt. The faculty members were also told about the importance of maintaining confidentiality and the procedure for reporting complaints. Emphasis



was also laid on the duty of the staff to report any suspicion or evidence of abuse, reinforcing their role as mandated reporters.

In a pioneering effort to safeguard the well-being of our future generations, Goa State Legal Services Authority organised a series of Legal Awareness Programs across different schools on the Protection of Children from Sexual Offences (POCSO) Act, 2012. These programs endeavoured to educate and empower school students, teachers, and parents on child sexual abuse prevention and the POCSO Act; to create a safe and supportive environment for children to thrive; to encourage children and their parents to break the silence surrounding child sexual abuse. During these sessions children were sensitized about recognizing and reporting sexual abuse; and teachers and staff were told about their roles and responsibilities



under POCSO Act. These programs aimed to foster a culture of prevention and zero tolerance against child sexual abuse. Around 8100 students benefited from these programs.

Tripura State Legal Services Authority displaying its commitment to nurturing informed, responsible, and socially conscious citizens, organised several Legal Awareness Programs in schools across the State. These programs aimed to educate students about their legal rights, entitlements and duties, thereby empowering them. These programs also endeavoured to promote critical thinking among the students and foster a culture of justice and equality. The programs covered a wide range of topics such as constitutional rights and duties; child rights and protection; cybercrime prevention and online safety; gender equality and women's empowerment;



environmental laws and sustainability etc. and saw interactive exchanges between Resource Persons and students. Engaging workshops, debates, and quizzes were also organised for the school students.

Embodying its commitment to protecting youth from Cybercrime and Drug Abuse, Leh District Legal Services Authority organized a Legal Awareness Programme on 29th June 2024 at the Government Girls' Higher Secondary School, Leh on the topics "Cyber Crime" and "Drug Abuse". The Program was attended by students, teachers and staff members of the school. The aim of this program was to educate and empower students on online safety; to prevent drug abuse and promote healthy lifestyles; to foster responsible decision-making and social awareness. The Resource Persons for this program endeavoured to sensitize students on cyber threats (such as online harassment, stalking, identity theft, and phishing) and consequences of unsafe online behaviour; risks associated with drug consumption etc.



They also encouraged students to have critical thinking and exhorted them to adopt ethical online behaviour and digital etiquette. They also informed the students about different helpline numbers where they may seek help, including the NALSA National Helpline Number 15100.

District Legal Services Authorities of East, Shahdara and North-East Districts of Delhi in association with the Directorate of Education, Government of NCT of Delhi launched an awareness project titled "DISHA – Disseminating Information to Secure Wholesome Awareness among Children: सजग एवं सुरक्षित बचपन की ओर", for students of schools under Directorate of Education. The programme was inaugurated by Ld. Chairpersons of East, North-East and Shahdara DLSAs on 03rd September 2024 at Rajkiya Pratibha Vikas Vidyalaya, Surajmal Vihar. The project was carried out under the National Legal Services Authority (Child Friendly Legal Services to Children and their Protection) Scheme, 2015 and in compliance of directions of Hon'ble High Court of Delhi in various cases. Under this project, Awareness



Programmes were organized on topics such as "Virtual Touch, Cyber Safety and Cyber Consciousness" & "Problem of Child Marriage and Reporting Mechanisms", "Problem of Child Labour and Reporting Mechanisms" etc. Around 285 such programmes covering approximately 13,000 students and teachers were conducted in the schools.

On 20th July 2024, Karnataka State Legal Services Authority in collaboration with Bengaluru District Legal Services Authority and Bengaluru Law College organized a “One Day Symposium on Legal Services Authorities” at the Auditorium of Bengaluru Law College. The programme was inaugurated by Member Secretary, Karnataka State Legal Services Authority; Managing Trustee of Bengaluru Law College; Director, Karnataka Mediation Centre, Bengaluru and other dignitaries. During the day long program, the students were informed about the mandate of the Legal Services Authorities; ways in which free legal aid is provided to marginalized communities and vulnerable



groups; expanding footprints of the legal services institutions; new projects and initiatives of NALSA etc. Students were encouraged to volunteer with Legal Services Institutions to get hands-on experience of legal work.

The Gujarat State Legal Services Authority organized a drawing workshop for the children of officers and employees of High Court of Gujarat (who were between the age group of 06 to 16 years) on 2nd October, 2024 at the Auditorium of the High Court of Gujarat. The said event was graced by Hon'ble Ms. Justice Sunita Agarwal, Chief Justice, High Court of Gujarat & Patron-in-Chief, GSLSA; Hon'ble Mr. Justice Biren A. Vaishnav, Judge, High Court of Gujarat and Executive Chairman, GSLSA along with Hon'ble Judges of High Court of Gujarat. Participating children were awarded Participation Certificates.



On 30th July, 2024, DLSA, Harda, Madhya Pradesh organized an awareness campaign at the Government Girls' Higher Secondary School, Harda on the topic 'Child Sexual Abuse and POCSO Act'. The District Legal Aid Officer and DSP Harda were the Speakers for the program. The campaign aimed at raising awareness regarding the provisions of the POCSO Act and Child Friendly Scheme of NALSA. A Nukkad Natak was also performed by members of Art Society. 400 students participated in the said event.



REKINDLING HOPE BEHIND BARS

Delhi State Legal Services Authority organized a visit to Jail No. 4, Central Jail, Tihar Complex on 10th August, 2024. Hon'ble Mr. Justice Sanjiv Khanna, Judge, Supreme Court of India & Executive Chairman, NALSA along with Sh. Vinai Kumar Saxena, Hon'ble Lt. Governor of Delhi, Hon'ble Mr. Justice Manmohan, Acting Chief Justice, High Court of Delhi (as his lordship then was) & Executive Chairman, DSLSA and Hon'ble Mr. Justice Suresh Kumar Kait, Judge, High Court of Delhi visited Ward No. 5 in the said Jail where the Hon'ble dignitaries had an interactive session with the Jail Para Legal Volunteers. Thereafter, Hon'ble dignitaries visited Tihar School of Art as well as Counselling Cell functional at ward no 13. A visit was also made to Jute Centre, Paper Craft Unit, LED Unit operational at Jail no 4. Throughout the visit, the Hon'ble dignitaries interacted with the inmates to understand their legal issues as well as to ensure maximum access to and utilization of free legal services by them. They also visited the Legal Services Clinic at Jail no 4.



During his visit to Odisha for the State Conference of DLSAs in August, 2024, Hon'ble Mr. Justice Sanjiv Khanna also visited the Special Jail, Bhubaneswar where he inaugurated a Vocational Training Programme on Electronics and distributed certificates to the jail inmates who had passed the courses of Journalism and Mass Communication etc. He also inaugurated the Vocational Training programme for Data Entry Operators and interacted with the prisoners. Justice Khanna also visited the Community Radio Centre of the jail and thereafter went to the Prison Hospital where he inaugurated the Health Camp. He also went to the Prison Legal Aid Clinic to interact with the Legal Aid functionaries deputed there. During his visit he also inaugurated the Sewing Machine Operator programme in the Jail for women.



On 20th September 2024, the Sikkim State Legal Services Authority, in coordination with the Health & Family Welfare Department, organized a quarterly Mental Health Camp for the inmates of the State Central Prison, Rongyek, and District Prison, Boomtar, Namchi, in line with the resolution adopted at the 19th All India Meet of Legal Services Authorities. The camp, conducted by expert psychiatrists and mental health professionals, provided crucial mental health services to 112 inmates. This initiative underscored Sikkim SLSA's ongoing



commitment to the well-being and rehabilitation of prisoners through mental health support.

On 18th July, 2024, the State Legal Services Authority and District Legal Services Authority, U.T. Chandigarh, in collaboration with the Legal Aid Clinic of the Department of Laws, P.U., Chandigarh, organized an Awareness Program on "Mental Health: Problems & Solutions with Special Reference to Drug De-addiction" for inmates at the Model Jail, Chandigarh. Led by the CJM-cum-Secretary DLSA, the event featured expert insights from Dr. Rahul Chakravarty, a Consultant Psychiatrist, and Professor (Dr.) Jyoti Rattan. The program aimed to enhance understanding of mental health issues among



inmates and the impact of substance abuse on their overall well-being.

On 08th July, 2024, in a groundbreaking initiative, DLSA, Salem, Tamil Nadu conducted a comprehensive Legal Awareness Programme for prison inmates at Central Prison, Salem, Tamil Nadu. This pioneering effort aimed to educate and empower inmates on their rights, entitlements, and legal recourse available. This Legal Awareness Programme was attended by 130 undertrial prisoners. By empowering inmates with knowledge and resources, DLSA, Salem strove to foster a more inclusive and humane society.



Punjab State Legal Services Authority organized a special campaign across different Jails in the State to inform prisoners about the appellate remedies available and to assist them in availing of these remedies. The Campaign was flagged off on 10th September, 2024 and shall continue till 31st October, 2024. During this period, Jail Visiting Lawyers shall visit prisons and interact with convicts to inform them about their appellate rights.



On 24th August, 2024, DLSA, Dhar under the aegis of Madhya Pradesh State Legal Services Authority organized a Legal Awareness Camp at District Jail, Dhar to spread awareness about Free Legal Aid, Rights of Prisoners, provisions of Compounding of Offences and Plea Bargaining etc. The Principal District & Sessions Judge, Dhar/ Chairman, DLSA, Dhar addressed the prisoners and answered their queries. Around 120 prisoners participated in the said program.



On 17th July, 2024, DLSA Nainital organized a Legal Awareness Camp at Sub- Jail Haldwani. Justice Manoj Kumar Tiwari, Hon'ble Executive Chairperson of the Uttarakhand SLSA graced the occasion and interacted with the prisoners. During the program, a Bakery Unit, developed in collaboration with the District Administration was also inaugurated, as a part of skill development initiative for the prisoners. The program also witnessed the inauguration of a medical camp for prisoners.



On 28th September, 2024, under the aegis of the Delhi State Legal Services Authority (DSLISA), the Ld. Principal District & Sessions Judge-cum-Chairperson, DLSA South East, along with the Ld. Secretary, DLSA South East, conducted an inspection visit to Central Jail No. 07, Tihar, Delhi. The inspection included a thorough review of the medical facilities, confirming that essential medical equipment was installed and fully operational. The Ld. Chairperson further inspected several wards to evaluate the living conditions of inmates and examined the water supply infrastructure. The inspection also included a visit to the Permanent Legal Aid Clinic (PLAC) established by DLSA South East, where it was confirmed that the Kiosk Machine—intended to facilitate access to legal aid services for inmates— was fully operational.



“Advocacy is not a craft but a calling; a profession wherein devotion to duty constitutes the hallmark. Sincerity of performance and the earnestness of endeavor are the two wings that will bare aloft the advocate to the tower of success. Given these virtues other qualifications will follow of their own account. This is the reason why the legal profession is regarded as a noble one.

- J.S. Jadhav v. Mustafa Haji Mohamad Yusuf,
AIR 1993 SC 1535: 1993(2) SCC 562

CAPACITY BUILDING PROGRAMS

Manipur State Legal Services Authority in collaboration with the Law & Legislative Affairs Department, organized an Orientation Programme on New Criminal Laws on 17th and 18th August 2024 at the City Convention Centre, Imphal. The event was inaugurated by Hon'ble Mr. Justice Siddharth Mridul, Chief Justice of the High Court of Manipur, alongside Hon'ble Justices A. Guneshwar Sharma and Golmei Gaiphulshillu, as well as senior government officials. The programme focused on recent legislative changes, including the introduction of the "*Bharatiya Nyaya Sanhita*," "*Bharatiya Nagarik Suraksha Sanhita*," and "*Bharatiya Sakshya Adhiniyam*," which replace the Indian



Penal Code, Code of Criminal Procedure, and Indian Evidence Act, respectively. The discussions underscored the importance of evolving the judicial system in alignment with India's aspirations and challenges.

Delhi State Legal Services Authority organized an Induction Training Program for the newly empanelled Advocates and Legal Aid Defence Counsels of South- West DLSA at Conference Hall, Dwarka Courts Complex from 07th to 10th September 2024. The Training Programme was inaugurated in the esteemed presence of Hon'ble Mr. Justice Manmohan, Acting Chief Justice, High Court of Delhi & Executive Chairman, DSLSA and Hon'ble Ms. Justice Prathiba M. Singh, Judge, High Court of Delhi. Thereafter, the sessions were delivered by Judicial Officers and experts on topics such as: Overview of Legal Services Authorities



Act, 1987 with special emphasis on roles & responsibilities of LSAs; Schemes of NALSA & DSLSA; Delhi Victims' Compensation Scheme-2018; Professional Ethics of Lawyers and use of Technology & Case Updation etc.

From June to October 2024, a series of Advanced Training Programmes for Legal Aid Defense Counsels were conducted at the Judicial Training and Research Institute, Lucknow, following the directives of the Hon'ble Executive Chairman, NALSA. The training sessions catered to Chief, Deputy Chief, and Assistant Legal Aid Defense Counsels, with participation from representatives across 74 districts. Topics such as: the roles and responsibilities of defense counsels; rights of accused at various stages of criminal proceedings; provisions regarding bail;



plea bargaining; compounding of offences; specialized representation for vulnerable groups etc. were covered.

*The law is a powerful tool for change.
Free legal aid puts it in the hands of those who need it most.*

DLSA, West Khasi Hills, Meghalaya held a one-day training program on 26th-29th July 2024, to enhance the skills of Police Personnel, Panel Lawyers, Legal Aid Counsels, PLVs, DCPU representatives, and Special Juvenile Police Unit members.



In June and July 2024, the State Legal Services Authority, U.T. Chandigarh, conducted capacity-building programs for Legal Aid Defense Counsels, following the directives of the National Legal Services Authority. The training sessions, held in collaboration with the Chandigarh Judicial Academy, focused on critical topics such as framing charges, electronic evidence, the rights of suspects, bail applications, and provisions under the POCSO and NDPS Acts, enhancing the skills of Chief, Deputy Chief, and



Assistant Legal Aid Defense Counsels from Punjab, Haryana, and U.T. Chandigarh.

On 21st September 2024, the Tamil Nadu State Legal Services Authority in collaboration with NGO “SAATHII” hosted a “State Level Consultation on the Rights of Sex Workers”, which saw participation of around 77 persons. Ms. Shyamala Nataraj from the South India AIDS Action Programme discussed the Supreme Court’s 2022 ruling recognizing sex work as a profession and highlighted recommendations on trafficking prevention, rehabilitation, and safe working conditions. Ms. Priya Babu, from the Tamil Nadu Transgender Welfare Board



led a session on the Transgender Persons (Protection of Rights) Act, 2019.

A Capacity Building Programme for Chief and Deputy Chief Legal Aid Defense Counsels of Arunachal Pradesh was conducted at the Judicial Academy, Assam in collaboration with several State Legal Services Authorities of

North-East on 23rd- 24th August 2024. A similar program was subsequently organised for the Assistant Legal Aid Defense Counsels on 7th and 8th September 2024.



Maharashtra State Legal Services Authority organized First 40- hours Free Mediation Training Programme for Advocates on 06th July, 2024 at Conference Hall, Mazagaon Court, Mumbai.



From 08th July to 10th July 2024, the Punjab State Legal Services Authority organized a Capacity-Building Program for 56 Assistant Legal Aid Defence Counsels at the Chandigarh Judicial Academy, covering the new penal statutes; recent Supreme Court and High Court directives on bail, default bail, remission etc.



From 21st August to 23rd August 2024, the Tamil Nadu SLSA, in collaboration with the Tamil Nadu State Judicial Academy, conducted a three-day Refresher Training Program for Chief, Deputy Chief, and Assistant LADCs at the Judicial Academy, Chennai. A total of 135 LADCs participated. The program covered topics including legal safeguards for suspects, admissibility of statements under the Indian Evidence Act and Criminal Procedure Code, plea bargaining, the rights of prisoners, specialized legal representation for vulnerable



groups, and case studies on the POSCO Act, NDPS Act, and other criminal minor acts.

DSLISA organized a Para Legal Volunteers' Training Programme from 23rd July- 24th July 2024 at Conference Hall, Tis Hazari Courts Complex, Delhi. The training was conducted for the fresh community representatives of East, North- East and Shahdara DSLISAs and Law Students of the Ideal Institute of Management and Technology (IIMT), Karkardooma. The sessions covered topics such as: Introduction to Legal Services Authorities Act, 1987 and activities of DSLISA; Roles and Responsibilities of PLVs; Overview of Criminal Justice System including Bail, Rights of Accused and Victims, Registration of FIR u/s 154 Cr.P.C and Petition under 156(3) Cr. P.C. and relevant provisions made under *Bharatiya Nagrik Suraksha Sanhita*;



Overview of Laws relating to Protection of Children with Special emphasis on Cyber Crimes; Senior Citizens; Transgender; Schedule Castes & Schedule Tribes etc.

*Lawyers who provide free legal aid are not just advocates,
but architects of social change.*

BEST PRACTICES IN LEGAL AID

- Legal Services Institutions should have a diverse workforce of Paralegal Volunteers and should empanel transgenders, acid attack survivors, persons with disabilities, senior citizens etc. to be more reflective and responsive to community needs.
- Legal Services Institutions should encourage more convicts to train as Paralegal Volunteers as they can help address the trust deficit among prisoners towards legal services being offered by the Legal Services Institutions. These Convict PLVs can act as a bridge between the legal services institutions and the prisoners, thereby helping in effectuation of the legal rights and entitlements of the latter.
- Secretaries and Chairmen of DLSAs should regularly visit the Prison Legal Aid Clinics to monitor their activities and take prompt remedial action whenever deficiency in services are noted. They should fill up the Inspection Forms as circulated by NALSA and send it to SLSA concerned for onward transmission to NALSA.
- Legal Services Institutions should also provide timely assistance to convicts to challenge orders passed by the Sentence Review Boards, whenever their applications for premature release are rejected.
- Legal Services Clinics should be opened at more community places. Mobile Legal Services Clinics should also be started for reaching far flung areas, thereby ensuring that individuals in remote areas can obtain the legal assistance they need.
- Assessment and documentation of community needs should be regularly done through door to door campaigns by deploying community PLVs for the same. The community needs be kept in mind to develop area specific programs.
- Legal Awareness Programs should be conducted in Vernacular Language and IEC material should also be developed in vernacular language. NALSA National Helpline Number 15100 should be given widest publicity.
- Curated content should be preferably used for the Legal Awareness programs to make them more effective and interactive.
- State Legal Services Authorities should hold periodic orientation and refresher training programs for Secretaries of DLSAs to acquaint them with the NALSA Manual for DLSAs; NALSA Handbook of Formats; directives of the Hon'ble Supreme Court and concerned High Courts.



INTERNING AT NALSA

For law students, an internship at NALSA offers a unique opportunity to gain firsthand experience in legal aid and public interest law. Interning at NALSA gives students the chance to understand how free legal services are extended to those who cannot afford them. This includes working on cases involving women, children, prisoners, marginalized communities, and victims of disasters or trafficking. It provides invaluable exposure to the implementation of social welfare legislation and human rights advocacy. Interns at NALSA often contribute to research on issues like access to justice, the effectiveness of legal aid schemes, and legal awareness programs. They may assist in drafting proposals, reports, or

recommendations for improving legal services. Through this, they gain insight into policy-making processes aimed at enhancing the legal aid framework in India. Interns may also have the chance to counsel legal aid beneficiaries under the supervision of our officers. This interaction enables them to develop essential skills in communication, empathy, and professionalism, which are critical for any lawyer. An internship at NALSA is not just an academic or professional endeavor but also a personal contribution to the cause of social justice. It allows law students to actively participate in bridging the gap between the privileged and the underprivileged by making legal recourse accessible to all.



National Legal Services Authority
June Internship Batch - 2024



National Legal Services Authority
July Internship Batch - 2024



National Legal Services Authority
August Internship Batch - 2024



National Legal Services Authority
September Internship Batch - 2024



Justice knows no bounds when law knows no price.
Free legal aid makes justice accessible.

SHINING THE LIGHT ON OUR JUSTICE CHAMPIONS

Success Story 1

Empowering Elders, Ensuring Dignity

An elderly widowed woman had some domestic discord with her son and daughter-in-law. She was forced out of her house and was thereafter, staying at an Old Age Home. On coming to know of her plight through a Paralegal Volunteer, the Secretary, DLSA, Sri Muktsar Sahib, Punjab, intervened in the matter and through pre-institution mediation at the ADR Centre, got the dispute amicably resolved between the hapless woman and her son and daughter-in-law. She is now staying happily with them.

Success Story 2

Securing Justice for the Injured through Timely Intervention

When a labourer who had been electrocuted while working at a construction site in Shillong, Meghalaya, was denied compensation by his employer despite repeated requests, he approached the Meghalaya State Legal Services Authority. On his request, Meghalaya State Legal Services Authority, intervened in the matter. After a dogged pursuit, Meghalaya State Legal Services Authority ensured that the labourer got compensation to the tune of Rs. 62, 000/- from his employer.

Success Story 3

Rays of Hope in Turbulent Waters: DLSA's Flood Relief Efforts

Floods recently ravaged the State of Sikkim. DLSA Team of District Mangan, Sikkim visited the areas affected by floods and landslides. They conducted door-to-door surveys to assess damage; provided emotional support and counselling to the affected families; distributed essential supplies (food, water, shelter materials) by collaborating with civil society organizations and district administration; helped residents claim compensation and benefits under different Schemes etc. Legal aid clinic was set up and the victims were also assisted in procuring their documents which was lost in the disaster. DLSA's help was like a ray of hope during the darkest hour in the lives of Mangan residents, who lauded DLSA's relentless efforts.

Success Story 4

Building a Brighter Future for the Nation's Future

When the Chairman of DLSA, Phulbani, Odisha was inspecting the construction site of the New Civil Courts Complex, he came across 5-6 children of the construction workers. These children were left unattended in unhygienic condition while their parents toiled hard. The Chairman, DLSA Phulbani instructed the Secretary, DLSA to coordinate with the District Administration and ensure that these children are provided necessary facilities/ benefits under the Integrated Child Development Scheme. All the children were thereafter enrolled in the Anganwadi Centre nearby. This intervention of DLSA, Phulbani ensured enhanced nutrition and health services for these children and supported their early childhood education and development.

Success Story 5

Reclaiming Innocence: DLSA's Noble Quest

During the monthly inspection of Prison Legal Aid Clinics by the Secretary, District Legal Services Authority, Kandhamal, Odisha, some prisoners voiced their concerns for their children during the period of their incarceration. On coming to know of their plight and predicament, DLSA, Kandhamal, Odisha, embarked on a compassionate journey to rehabilitate children of Under Trial Prisoners and Convicts, shielding them from the shadows of stigma and despair. DLSA, Kandhamal collaborated with the Government agencies and Child Welfare Committee for enrolling the children of those prison inmates under different welfare schemes and got them admitted to residential schools nearby.

Success Story 6

Rekindling Love: DLSA's Mediation Miracle

When a lady approached DLSA Khurda, Odisha and informed the Secretary concerned about her marital discord, the latter intervened in the matter and referred the case for mediation. The lady along with her husband and in-laws were called for settlement talks. After several rounds of counselling, the parties decided to bury the hatchet and start living together happily.

Success Story 7

From Shadows to Sunshine: DLSA's Compassionate Care

A victim of sexual abuse, aged 21 years, approached the Front Office of Delhi State Legal Services Authority seeking legal help and counselling. DSLSA wrapped its supportive arms around this brave survivor of sexual abuse, guiding her towards healing and empowerment. The girl shared her journey through darkness and narrated how she silently endured the unspeakable trauma and pain accompanied with crushing fear and shame for having been in an incestuous relationship with her cousin, who have taken advantage of her gullibility and naivete to force her into physical relations with him. The victim narrated her ordeal and how she grappled with relationship/ trust issues on account of this dark chapter in her life. The counsellor at DSLSA counselled the victim. Her trauma began to dissipate and her confidence and sense of self-worth was revived gradually. With support from the counsellor and legal advice from the legal aid lawyers, hope and resilience blossomed in the victim who was immensely grateful to DSLSA for helping her find her voice again. The Victim is now happily pursuing Masters in Journalism from Kurukshetra University and has beautiful plans for the future.

Success Story 8

From Shadows to Sunshine: DLSA's Compassionate Care

NALSA had received an email from a PLV working in Haryana regarding an industrial accident in Dharuhera, Rewari, wherein 16 precious lives were lost. NALSA forwarded the letter to Haryana SLSA seeking an Action Taken Report in the matter at the earliest. Secretary, DLSA, Rewari acted with due promptitude and called for a status report in the FIR registered in the matter, from the SHO concerned. Other than the 16 persons who had succumbed to the injuries during treatment, 23 others had been injured in the industrial accident. A team of a PLV and a Panel Lawyer was constituted to assist the victims/ their dependants in applying for compensation under different Government Schemes. This team also made efforts to contact dependents of the victims (many of whom were migrant labourers) living in other States. This team also assisted the victims/ their dependents get necessary documents for the purpose of getting compensation. Compensation ranging from Rs. 1.50 lacs to Rs. 24.50 lacs has been given to the victims/ their dependents. Team at DLSA, Rewari also helped the victims get necessary medical assistance. Thus, in the aftermath of a devastating industrial accident, DLSA, Rewari rushed to the aid of affected workers- whose families were shattered and lives forever altered, providing a beacon of hope.

NALSA's Impact: A Statistical Overview

CONTENTS

Sl. No.	TABLE	PAGE
1	Legal Services Institutions	50
2	Legal Services Clinics	51
3	Para-Legal Volunteers	52
4	Legal Aid Counsels/ Panel Lawyers	53
5	Legal Aid Defence Counsel	54
6	Pro- Bono Counsels	55
7	Criminal Cases Handled by Panel Lawyers	56 - 57
8	Criminal Matters Handled by Legal Aid Defense Counsels	58 - 59
9	Status of Criminal Cases Disposed Off	60
10	Cases Dealt with by the Panel Lawyers (Dealing with Civil Cases)	61
11	Cases Dealt with by the Pro-Bono Lawyers	62 - 63
12	Fresh Legal Aid Cases Filed	64
13	Legal Aided Cases Settled/Disposed	65
14	Legal Aid Beneficiaries	66 - 67
15	Legal Aid and Assistance Provided in Civil and Criminal Matters	68
16	Category-wise Beneficiaries Provided Legal Assistance	69 - 70
17	NALSA Early Access to Justice Framework	71
18	Legal Services to Prisoners	72
19	Legal Assistance Provided to Prisoners for Filing Appeals	73
20	Assistance to Juveniles in Adult Prisons	74 - 75
21	Compensation to Victims of Crime	76 - 77
22	National <i>Lok Adalats</i>	78 - 80
23	State <i>Lok Adalats</i>	81
24	Permanent <i>Lok Adalats</i>	82
25	ADR Centres and Mediation Centres (Other than ADR Centres)	83
26	Pre- Institution Mediation in Commercial Disputes	84
27	Grievances Received and Redressed	85 - 86
28	Legal Awareness and Outreach Programmes	87
29	Mega Legal Aid Camps	88

Legal Services Institutions

as on 01st September, 2024

S. No.	SLSAs	Number of Districts	Number of DLSAs	Number of Talukas	Number of TLSCs	Number of HCLSCs	Number of Front Offices at District Level	Number of Front Offices at Taluka Level
1	Andhra Pradesh	26	13	680	145	1	13	140
2	Arunachal Pradesh	27	25	45	0	1	21	0
3	Assam	33	33	2	2	1	31	1
4	Bihar	38	37	48	48	1	37	10
5	Chhattisgarh	23	23	177	67	1	26	60
6	Goa	2	2	12	11	1	3	11
7	Gujarat	32	32	247	247	1	43	186
8	Haryana	22	22	75	34	1*	22	34
9	Himachal Pradesh	12	11	53	49	1	11	35
10	Jharkhand	24	24	6	6	1	24	4
11	Karnataka	30	30	149	149	3	31	149
12	Kerala	14	14	78	62	1	14	3
13	Madhya Pradesh	51	51	168	168	3	56	75
14	Maharashtra	34	34	305	305	3	34	0
15	Manipur	9	9	0	0	1	8	0
16	Meghalaya	12	11	0	0	1	11	0
17	Mizoram	11	8	0	0	1	10	0
18	Nagaland	16	11	42	0	1	11	0
19	Odisha	30	30	179	114	1	30	114
20	Punjab	22	22	44	44	1*	22	44
21	Rajasthan	33	36	0	181	2	36	177
22	Sikkim	6	6	16	12	1	4	1
23	Tamil Nadu	38	32	313	193	2	32	178
24	Telangana	33	34	620	66	1	34	65
25	Tripura	8	8	23	14	1	8	14
26	Uttar Pradesh	75	74	347	308	2	74	308
27	Uttarakhand	13	13	84	36	1	13	4
28	West Bengal	23	23	39	0	1	22	21
29	A&N Islands	3	1	4	4	0	2	0
30	Chandigarh	1	1	0	0	1	1	0
31	Dadra & Nagar Haveli	1	1	0	0	0	1	0
32	Daman & Diu	2	1	0	0	0	2	0
33	Delhi	11	12	0	0	1	12	0
34	Jammu & Kashmir	20	20	207	63	1	20	33
35	Ladakh	2	2	9	5	0	2	1
36	Lakshadweep	1	1	2	2	0	0	0
37	Puducherry	2	2	6	2	0	4	2
	TOTAL	740	709	3980	2337	38	725	1670

Note: *Haryana, Punjab and Chandigarh SLSAs have common HCLSC i.e. HCLSC, Chandigarh.

Legal Services Clinics

as on 01st September, 2024

S. No.	SLSAs	At Colleges/ Universities	At Villages	At Community centres	At Courts	At Jails	At JJBs/CWCs/ Observation Homes/ Child-Care Institutions/ Shelter Homes	For the people of North-East India	Others	Total
1	Andhra Pradesh	29	92	26	2	82	7	4	78	320
2	Arunachal Pradesh	5	0	1	21	5	2	0	14	48
3	Assam	34	155	13	26	37	25	2	78	370
4	Bihar	18	86	70	29	59	68	2	121	453
5	Chhattisgarh	16	3	6	0	34	27	2	5	93
6	Goa	4	6	4	13	1	2	0	6	36
7	Gujarat	38	191	16	25	63	31	3	58	425
8	Haryana	5	0	0	45	22	32	1	0	105
9	Himachal Pradesh	20	65	0	46	14	11	3	42	201
10	Jharkhand	6	33	10	0	30	24	2	297	402
11	Karnataka	130	55	0	180	55	29	3	781	1233
12	Kerala	14	206	19	0	54	16	0	40	349
13	Madhya Pradesh	114	415	156	77	124	76	2	371	1335
14	Maharashtra	104	217	29	98	60	36	4	200	748
15	Manipur	2	40	0	3	2	0	0	12	59
16	Meghalaya	7	76	20	10	5	23	0	1	142
17	Mizoram	7	24	2	8	9	3	0	0	53
18	Nagaland	4	89	19	11	11	1	0	0	135
19	Odisha	21	132	2	144	87	31	1	73	491
20	Punjab	18	72	3	32	29	3	1	45	203
21	Rajasthan	94	168	0	159	97	43	9	0	570
22	Sikkim	8	12	7	4	2	4	0	13	50
23	Tamil Nadu	26	555	119	0	131	43	1	0	875
24	Telangana	23	23	26	2	35	10	4	112	235
25	Tripura	3	125	0	0	12	14	51	0	205
26	Uttar Pradesh	156	120	48	58	79	16	7	324	808
27	Uttarakhand	21	131	30	13	10	12	0	126	343
28	West Bengal	21	620	122	45	58	38	2	232	1138
29	A&N Islands	1	0	0	0	1	0	0	0	2
30	Chandigarh	4	13	2	2	2	6	1	3	33
31	Dadra & Nagar Haveli	3	0	0	0	1	0	0	1	5
32	Daman & Diu	0	9	0	0	1	0	0	0	10
33	Delhi	19	102	7	14	18	19	0	21	200
34	Jammu & Kashmir	15	98	68	31	16	6	0	17	251
35	Ladakh	0	17	0	1	1	0	0	0	19
36	Lakshadweep	0	0	0	0	0	0	0	0	0
37	Puducherry	7	55	0	0	4	3	2	2	73
	TOTAL	997	4005	825	1099	1251	661	107	3073	12018

Para-Legal Volunteers

as on 01st September, 2024

S. No.	SLSAs	Number of PLVs						
		Male	Female	Transgender	Total	In Rural Areas	In Urban Areas	Number of prisoners working as PLVs
1	Andhra Pradesh	1104	561	3	1668	835	833	29
2	Arunachal Pradesh	1342	917	0	2259	0	2259	4
3	Assam	644	381	2	1027	714	313	61
4	Bihar	2849	1182	0	4031	2754	1277	95
5	Chhattisgarh	1002	610	1	1613	644	969	44
6	Goa	8	29	0	37	7	30	3
7	Gujarat	1560	1348	0	2908	1640	1268	12
8	Haryana	678	456	1	1135	801	334	84
9	Himachal Pradesh	109	87	1	197	158	39	22
10	Jharkhand	463	222	0	685	424	261	62
11	Karnataka	2086	3050	33	5169	2651	2518	107
12	Kerala	545	949	6	1500	925	575	0
13	Madhya Pradesh	1775	1078	5	2858	1382	1476	175
14	Maharashtra	1918	1325	7	3250	1531	1719	74
15	Manipur	438	295	5	738	498	240	2
16	Meghalaya	203	144	0	347	274	73	11
17	Mizoram	46	19	0	65	33	32	5
18	Nagaland	80	37	0	117	55	62	5
19	Odisha	1484	936	11	2431	1546	885	76
20	Punjab	503	318	1	822	486	336	51
21	Rajasthan	1085	396	0	1481	885	596	18
22	Sikkim	54	169	0	223	119	104	2
23	Tamil Nadu	556	498	8	1062	676	386	29
24	Telangana	642	516	15	1173	550	623	38
25	Tripura	138	51	0	189	120	69	11
26	Uttar Pradesh	1816	733	31	2580	1251	1329	243
27	Uttarakhand	312	353	0	665	395	270	21
28	West Bengal	692	432	2	1126	744	382	23
29	A&N Islands	7	12	0	19	11	8	0
30	Chandigarh	16	20	2	38	30	8	6
31	Dadra & Nagar Haveli	7	10	0	17	1	16	0
32	Daman & Diu	4	17	0	21	18	3	1
33	Delhi	264	304	4	572	0	572	69
34	Jammu & Kashmir	330	219	1	550	346	204	3
35	Ladakh	6	35	0	41	35	6	0
36	Lakshadweep	8	22	0	30	30	0	0
37	Puducherry	233	173	0	406	341	65	0
	TOTAL	25007	17904	139	43050	22910	20140	1386

Legal Aid Counsels/ Panel Lawyers

as on 01st September, 2024

S. No.	SLSAs	Number of Legal Aid Counsels/ Panel Lawyers					
		Male	Female	Transgender	Total	In District Courts	In High Courts
1	Andhra Pradesh	1085	283	0	1368	1234	134
2	Arunachal Pradesh	150	53	0	203	191	12
3	Assam	497	295	0	792	753	39
4	Bihar	1477	327	0	1804	1747	57
5	Chhattisgarh	2385	680	0	3065	2867	198
6	Goa	90	92	0	182	163	19
7	Gujarat	2078	763	0	2841	2683	158
8	Haryana	823	325	0	1148	1148	0
9	Himachal Pradesh	388	140	0	528	366	162
10	Jharkhand	801	149	0	950	913	37
11	Karnataka	1541	1202	0	2743	2559	184
12	Kerala	1590	1505	0	3095	3022	73
13	Madhya Pradesh	1344	249	0	1593	1313	280
14	Maharashtra	2228	1172	1	3401	2615	786
15	Manipur	106	69	0	175	175	0
16	Meghalaya	86	144	0	230	214	16
17	Mizoram	32	51	0	83	74	9
18	Nagaland	36	44	0	80	68	12
19	Odisha	2018	334	0	2352	2288	64
20	Punjab	737	237	0	974	974	0
21	Rajasthan	0	0	0	0	0	0
22	Sikkim	84	68	0	152	152	0
23	Tamil Nadu	3243	1004	0	4247	3889	358
24	Telangana	801	177	0	978	708	270
25	Tripura	224	98	0	322	281	41
26	Uttar Pradesh	1598	273	0	1871	1732	139
27	Uttarakhand	208	100	0	308	283	25
28	West Bengal	2469	824	0	3293	3000	293
29	A&N Islands	20	12	0	32	32	0
30	Chandigarh	280	91	0	371	54	317
31	Dadra & Nagar Haveli	5	1	0	6	6	0
32	Daman & Diu	14	9	0	23	23	0
33	Delhi	956	526	0	1482	1335	147
34	Jammu & Kashmir	407	200	0	607	580	27
35	Ladakh	8	6	0	14	14	0
36	Lakshadweep	9	1	0	10	10	0
37	Puducherry	157	73	0	230	230	0
	TOTAL	29975	11577	1	41553	37696	3857

Legal Aid Defence Counsel

as on 01st September, 2024

Sl. No.	SLSAs	Number of Chief LADCs	Number of Deputy LADCs	Number of Assistant LADCs	Number of Women Chief LADCs	Number of Women Deputy LADCs	Number of Women Assistant LADCs	Number of Male LADCs	Number of Female LADCs
1	Andhra Pradesh	12	12	13	0	2	5	30	7
2	Arunachal Pradesh	8	11	17	1	4	6	25	11
3	Assam	33	98	199	6	27	101	196	134
4	Bihar	32	49	64	2	5	18	120	25
5	Chhattisgarh	23	32	50	1	2	19	83	22
6	Goa	2	6	11	1	5	6	7	12
7	Gujarat	33	96	206	6	20	54	255	80
8	Haryana	13	30	46	2	3	12	72	17
9	Himachal Pradesh	5	13	26	0	1	11	32	12
10	Jharkhand	20	37	66	0	7	18	98	25
11	Karnataka	29	29	34	3	8	14	67	25
12	Kerala	13	29	56	2	15	28	53	45
13	Madhya Pradesh	47	89	133	2	6	46	214	54
14	Maharashtra	33	55	146	5	12	63	154	80
15	Manipur	4	4	4	0	1	1	10	2
16	Meghalaya	11	21	53	7	18	23	37	48
17	Mizoram	4	9	7	2	5	6	7	13
18	Nagaland	5	5	5	0	3	2	10	5
19	Odisha	18	37	40	2	3	13	77	18
20	Punjab	23	41	60	0	8	29	87	37
21	Rajasthan	35	12	48	1	2	12	80	15
22	Sikkim	2	6	12	0	1	4	15	5
23	Tamil Nadu	28	41	64	3	6	30	94	39
24	Telangana	31	29	42	1	2	14	85	17
25	Tripura	8	9	10	0	3	7	17	10
26	Uttar Pradesh	73	80	147	3	7	39	251	49
27	Uttarakhand	13	4	8	0	1	3	21	4
28	West Bengal	9	20	28	1	5	13	38	19
29	A&N Islands	0	0	0	0	0	0	0	0
30	Chandigarh	1	3	4	0	0	2	6	2
31	Dadra & Nagar Haveli	0	0	1	0	0	0	1	0
32	Daman & Diu	1	0	1	0	0	0	2	0
33	Delhi	7	20	37	0	4	12	48	16
34	Jammu & Kashmir	4	20	24	0	5	8	35	13
35	Ladakh	0	2	2	0	0	0	4	0
36	Lakshadweep	0	0	0	0	0	0	0	0
37	Puducherry	1	0	0	0	0	0	1	0
	TOTAL	581	949	1664	51	191	619	2332	861

Pro- Bono Counsels

as on 01st September, 2024

Sl. No.	SLSAs	Number of Pro-Bono Lawyers offering services through Legal Services Authorities		
		In District Courts	In High Courts	Total
1	Andhra Pradesh	415	8	423
2	Arunachal Pradesh	1	0	1
3	Assam	51	43	94
4	Bihar	288	45	333
5	Chhattisgarh	312	87	399
6	Goa	46	11	57
7	Gujarat	359	0	359
8	Haryana	316	29	345
9	Himachal Pradesh	344	53	397
10	Jharkhand	118	0	118
11	Karnataka	93	217	310
12	Kerala	44	64	108
13	Madhya Pradesh	131	321	452
14	Maharashtra	180	5	185
15	Manipur	29	10	39
16	Meghalaya	2	0	2
17	Mizoram	0	0	0
18	Nagaland	1	0	1
19	Odisha	426	83	509
20	Punjab	1707	29	1736
21	Rajasthan	914	317	1231
22	Sikkim	19	2	21
23	Tamil Nadu	160	62	222
24	Telangana	76	78	154
25	Tripura	0	5	5
26	Uttar Pradesh	192	0	192
27	Uttarakhand	30	14	44
28	West Bengal	7	24	31
29	A&N Islands	0	0	0
30	Chandigarh	40	29	69
31	Dadra & Nagar Haveli	0	0	0
32	Daman & Diu	1	0	1
33	Delhi	26	107	133
34	Jammu & Kashmir	23	48	71
35	Ladakh	0	0	0
36	Lakshadweep	0	0	0
37	Puducherry	0	0	0
	TOTAL	6351	1691	8042

Criminal Cases Handled by Panel Lawyers

From 01st January, 2024 to 01st September, 2024

S. No.	SLSAs	NO. OF CASES ASSIGNED						NUMBER OF CASES DISPOSED OFF					
		Sessions Cases	Magistrate Court Cases (including in JJBs/ CWCs)	Remand	Front Office Work	Bail	Total	Sessions Cases	Magistrate Court Cases (including in JJBs/ CWCs)	Remand	Front Office Work	Bail	Total
1	Andhra Pradesh	261	448	165	419	342	1635	124	155	67	247	228	821
2	Arunachal Pradesh	130	873	289	79	88	1459	24	163	8	20	65	280
3	Assam	303	1099	321	484	177	2384	111	247	113	163	122	756
4	Bihar	40	384	3863	1688	140	6115	6	76	2558	1416	68	4124
5	Chhattisgarh	661	954	833	520	225	3193	183	180	659	194	290	1506
6	Goa	96	382	69	0	3	550	1	13	44	0	2	60
7	Gujarat	4	21	0	0	0	25	0	0	0	0	0	0
8	Haryana	1130	3408	2518	1790	200	9046	291	1014	1448	972	176	3901
9	Himachal Pradesh	354	2119	492	870	10	3845	89	616	489	870	10	2074
10	Jharkhand	250	576	569	198	44	1637	7	26	488	70	44	635
11	Karnataka	406	1028	367	148	298	2247	166	631	143	39	203	1182
12	Kerala	439	2441	773	1399	464	5516	57	273	167	255	323	1075
13	Madhya Pradesh	770	2535	20	68	54	3447	403	804	59	0	139	1405
14	Maharashtra	1794	2414	1755	3671	3261	12895	495	881	1608	1096	2314	6394
15	Manipur	25	17	80	0	14	136	7	0	13	0	2	22
16	Meghalaya	197	712	62	100	34	1105	15	105	0	74	23	217
17	Mizoram	12	1021	220	309	159	1721	5	888	152	0	148	1193
18	Nagaland	54	143	7	24	52	280	13	98	0	10	15	136
19	Odisha	119	415	1151	704	506	2895	27	126	1104	650	483	2390
20	Punjab	766	2637	1345	3400	441	8589	128	669	784	518	307	2406
21	Rajasthan	337	2519	31	142	94	3123	50	1246	2	109	75	1482
22	Sikkim	456	184	18	48	20	726	80	44	14	44	11	193
23	Tamil Nadu	532	631	358	909	1207	3637	190	307	286	396	1071	2250
24	Telangana	676	1320	353	269	920	3538	241	590	209	11	511	1562

Criminal Cases Handled by Panel Lawyers

From 01st January, 2024 to 01st September, 2024

S. No.	SLSAs	NO. OF CASES ASSIGNED						NUMBER OF CASES DISPOSED OFF					
		Sessions Cases	Magistrate Court Cases (including in JJBs/ CWCs)	Remand	Front Office Work	Bail	Total	Sessions Cases	Magistrate Court Cases (including in JJBs/ CWCs)	Remand	Front Office Work	Bail	Total
25	Tripura	92	366	68	232	33	791	18	88	5	18	5	134
26	Uttar Pradesh	521	1040	76	3216	388	5241	111	173	37	1415	354	2090
27	Uttarakhand	68	1164	435	422	393	2482	18	209	308	178	185	898
28	West Bengal	1171	1872	9490	2464	4701	19698	184	289	3642	795	1652	6562
29	A&N Islands	3	50	18	0	20	91	0	20	2	0	12	34
30	Chandigarh	6	401	0	0	0	407	19	184	0	0	0	203
31	Dadra & Nagar Haveli	3	0	2	0	3	8	0	0	2	0	3	5
32	Daman & Diu	6	16	5	0	0	27	0	3	3	0	0	6
33	Delhi	1475	9059	6951	5545	2820	25850	254	2733	2162	1509	1673	8331
34	Jammu & Kashmir	79	653	0	327	6	1065	14	90	0	0	4	108
35	Ladakh	0	3	0	0	0	3	0	1	0	0	0	1
36	Lakshadweep	1	0	0	0	0	1	0	0	0	0	0	0
37	Puducherry	1	10	0	0	0	11	1	10	0	0	0	11
	TOTAL	13238	42915	32704	29445	17117	135419	3332	12952	16576	11069	10518	54447

Criminal Cases Handled by Legal Aid Defense Counsels

From 01st January, 2024 to 01st September, 2024

S. No.	SLSAs	Number of Cases assigned					Number of Cases disposed off				
		Sessions Cases	Magistrate Court Cases	Remand	Bail	Total	Sessions Cases	Magistrate Court Cases	Remand	Bail	Total
1	Andhra Pradesh	662	1414	140	1000	3216	237	638	65	880	1820
2	Arunachal Pradesh	190	301	110	76	677	28	99	5	60	192
3	Assam	2479	4234	4095	5412	16220	452	1304	2220	4348	8324
4	Bihar	3685	2807	16663	4050	27205	666	626	7445	3439	12176
5	Chhattisgarh	1597	2405	4220	2055	10277	548	955	2468	1973	5944
6	Goa	89	63	81	48	281	10	33	45	45	133
7	Gujarat	1460	2123	636	2236	6455	424	1347	548	2138	4457
8	Haryana	1933	3929	10317	2210	18389	667	1598	8271	1973	12509
9	Himachal Pradesh	333	402	2662	331	3728	123	139	2195	326	2783
10	Jharkhand	2076	12567	11681	3332	29656	714	1397	11377	3066	16554
11	Karnataka	1420	1335	537	1244	4536	650	593	350	934	2527
12	Kerala	1745	2539	2669	3331	10284	618	750	1400	2734	5502
13	Madhya Pradesh	3393	5814	2062	3873	15142	1321	2394	1325	3739	8779
14	Maharashtra	2842	5552	3254	4948	16596	889	2320	3077	3858	10144
15	Manipur	70	46	143	88	347	17	29	44	70	160
16	Meghalaya	229	93	85	90	497	23	32	7	81	143
17	Mizoram	135	675	174	203	1187	67	470	0	164	701
18	Nagaland	45	142	51	0	238	5	49	0	0	54
19	Odisha	1391	1726	2828	3244	9189	452	496	2533	3030	6511
20	Punjab	4277	5758	5410	3451	18896	906	1677	3288	3183	9054
21	Rajasthan	1169	2309	720	2030	6228	531	1057	572	1985	4145
22	Sikkim	54	43	0	74	171	2	16	0	65	83
23	Tamil Nadu	1384	1176	3091	4228	9879	467	637	2963	3617	7684
24	Telangana	1073	2197	434	1963	5667	393	978	224	1415	3010

Criminal Cases Handled by Legal Aid Defense Counsels

From 01st January, 2024 to 01st September, 2024

S. No.	SLSAs	Number of Cases assigned					Number of Cases disposed off				
		Sessions Cases	Magistrate Court Cases	Remand	Bail	Total	Sessions Cases	Magistrate Court Cases	Remand	Bail	Total
25	Tripura	489	1067	509	2183	4248	173	655	239	1492	2559
26	Uttar Pradesh	7037	6449	3095	5666	22247	1787	2096	2004	5338	11225
27	Uttarakhand	622	661	507	632	2422	100	314	371	629	1414
28	West Bengal	1396	2638	5333	3937	13304	509	770	2893	2405	6577
29	A&N Islands	0	0	0	0	0	0	0	0	0	0
30	Chandigarh	92	562	0	0	654	70	238	0	0	308
31	Dadra & Nagar Haveli	0	7	2	2	11	0	0	2	2	4
32	Daman & Diu	17	269	36	34	356	0	253	34	33	320
33	Delhi	1277	3301	2923	2583	10084	100	281	1060	2215	3656
34	Jammu & Kashmir	612	512	3635	660	5419	52	146	3624	562	4384
35	Ladakh	8	7	10	7	32	0	3	0	3	6
36	Lakshadweep	0	0	0	0	0	0	0	0	0	0
37	Puducherry	196	87	0	364	647	42	19	0	174	235
	TOTAL	45477	75210	88113	65585	274385	13043	24409	60649	55976	154077

Status of Criminal Cases Disposed off

From 01st January, 2024 to 01st September, 2024

Sl. No.	SLSAs	Number of Cases disposed off	Number of Cases ending in acquittal or discharge or abatement etc.	Number of Cases ending in conviction
1	Andhra Pradesh	875	666	209
2	Arunachal Pradesh	170	97	87
3	Assam	3166	758	876
4	Bihar	1574	652	162
5	Chhattisgarh	1957	1139	277
6	Goa	39	2	5
7	Gujarat	4457	3412	1045
8	Haryana	2526	988	995
9	Himachal Pradesh	146	38	50
10	Jharkhand	2126	1508	559
11	Karnataka	2527	1818	709
12	Kerala	954	478	302
13	Madhya Pradesh	4342	2351	847
14	Maharashtra	3210	1381	744
15	Manipur	65	17	6
16	Meghalaya	53	27	25
17	Mizoram	713	21	676
18	Nagaland	55	7	48
19	Odisha	2182	697	84
20	Punjab	3523	924	1392
21	Rajasthan	4123	1151	417
22	Sikkim	18	14	4
23	Tamil Nadu	1016	589	266
24	Telangana	1374	922	299
25	Tripura	1898	391	328
26	Uttar Pradesh	3883	1604	2279
27	Uttarakhand	418	65	227
28	West Bengal	2695	328	133
29	A&N Islands	0	0	0
30	Chandigarh	308	48	114
31	Dadra & Nagar Haveli	0	0	0
32	Daman & Diu	214	0	0
33	Delhi	381	277	104
34	Jammu & Kashmir	317	76	21
35	Ladakh	0	0	0
36	Lakshadweep	0	0	0
37	Puducherry	22	8	14
	TOTAL	51327	22454	13304

Cases Dealt with by the Panel Lawyers (Dealing with Civil Cases)

From 01st January, 2024 to 01st September, 2024

Sl. No.	SLSAs	Number of Cases assigned				Number of Cases disposed off			
		Civil Cases	Revenue Matters	Others	Total	Civil Cases	Revenue Matters	Others	Total
1	Andhra Pradesh	531	5	357	893	47	0	8	55
2	Arunachal Pradesh	326	1	0	327	155	1	0	156
3	Assam	499	32	237	768	76	16	91	183
4	Bihar	162	4	134	300	14	0	15	29
5	Chhattisgarh	775	107	785	1667	130	10	166	306
6	Goa	125	0	61	186	13	0	0	13
7	Gujarat	0	0	0	0	0	0	0	0
8	Haryana	2588	69	409	3066	500	15	101	616
9	Himachal Pradesh	1626	15	549	2190	354	0	108	462
10	Jharkhand	360	2	46	408	26	0	9	35
11	Karnataka	1018	16	122	1156	277	2	20	299
12	Kerala	1547	165	1186	2898	133	13	96	242
13	Madhya Pradesh	1071	29	540	1640	163	1	130	294
14	Maharashtra	2570	33	3209	5812	288	5	723	1016
15	Manipur	95	14	69	178	1	0	45	46
16	Meghalaya	127	0	192	319	16	0	19	35
17	Mizoram	156	74	115	345	46	50	84	180
18	Nagaland	5	0	0	5	0	0	0	0
19	Odisha	468	8	267	743	72	1	32	105
20	Punjab	5352	187	351	5890	1066	20	94	1180
21	Rajasthan	358	25	179	562	42	3	32	77
22	Sikkim	263	0	0	263	54	0	0	54
23	Tamil Nadu	1712	33	561	2306	403	15	248	666
24	Telangana	506	13	185	704	58	3	15	76
25	Tripura	308	2	236	546	51	0	30	81
26	Uttar Pradesh	262	16	271	549	25	3	34	62
27	Uttarakhand	466	13	278	757	36	1	16	53
28	West Bengal	1381	9	989	2379	128	1	71	200
29	A&N Islands	25	0	3	28	18	0	1	19
30	Chandigarh	271	0	501	772	87	0	259	346
31	Dadra & Nagar Haveli	3	0	0	3	0	0	0	0
32	Daman & Diu	5	0	0	5	1	0	0	1
33	Delhi	5061	79	128	5268	565	5	8	578
34	Jammu & Kashmir	746	564	454	1764	94	517	200	811
35	Ladakh	0	1	0	1	0	0	0	0
36	Lakshadweep	0	0	0	0	0	0	0	0
37	Puducherry	128	0	58	186	34	0	0	34
	TOTAL	30896	1516	12472	44884	4973	682	2655	8310

Cases Dealt with by the Pro-Bono Lawyers

 From 01st January, 2024 to 01st September, 2024

S. No.	SLSAs	District Courts				High Courts				Total			
		Number of Cases assigned		Number of Cases disposed off		Number of Cases assigned		Number of Cases disposed off		Number of Cases assigned		Number of Cases disposed off	
		Civil Cases	Criminal Cases	Civil Cases	Criminal Cases	Civil Cases	Criminal Cases	Civil Cases	Criminal Cases	Civil Cases	Criminal Cases	Civil Cases	Criminal Cases
1	Andhra Pradesh	11	1	0	0	0	13	0	0	11	14	0	3
2	Arunachal Pradesh	1	0	1	0	0	0	0	0	1	0	1	0
3	Assam	0	29	0	0	0	0	0	0	0	29	0	0
4	Bihar	19	41	0	6	0	1	0	0	19	42	0	6
5	Chhattisgarh	18	24	0	0	0	0	0	0	18	24	0	0
6	Goa	0	0	0	0	4	1	0	0	4	1	0	0
7	Gujarat	0	0	0	0	0	0	0	0	0	0	0	0
8	Haryana	46	10	10	1	2	1	0	0	48	11	10	1
9	Himachal Pradesh	0	0	0	0	0	0	0	0	0	0	0	0
10	Jharkhand	8	15	3	2	0	0	0	0	8	15	3	2
11	Karnataka	32	18	11	2	63	167	7	30	95	185	18	32
12	Kerala	2	0	2	0	8	6	0	0	10	6	2	0
13	Madhya Pradesh	0	6	0	4	159	1514	29	364	159	1520	29	368
14	Maharashtra	1	1	0	0	0	0	0	0	1	1	0	0
15	Manipur	0	0	0	0	2	1	0	1	2	1	0	1
16	Meghalaya	0	0	0	0	0	0	0	0	0	0	0	0
17	Mizoram	0	0	0	0	0	0	0	0	0	0	0	0
18	Nagaland	0	0	0	0	0	0	0	0	0	0	0	0
19	Odisha	0	0	0	0	0	0	0	0	0	0	0	0
20	Punjab	1882	1561	291	173	2	1	0	0	1884	1562	291	173
21	Rajasthan	29	87	4	5	40	107	6	26	69	194	10	31
22	Sikkim	5	3	3	0	0	2	0	0	5	5	3	0
23	Tamil Nadu	0	2	0	0	15	11	3	2	15	13	3	2

Cases Dealt with by the Pro-Bono Lawyers

From 01st January, 2024 to 01st September, 2024

S. No.	SLSAs	District Courts				High Courts				Total			
		Number of Cases assigned		Number of Cases disposed off		Number of Cases assigned		Number of Cases disposed off		Number of Cases assigned		Number of Cases disposed off	
		Civil Cases	Criminal Cases	Civil Cases	Criminal Cases	Civil Cases	Criminal Cases	Civil Cases	Criminal Cases	Civil Cases	Criminal Cases	Civil Cases	Criminal Cases
24	Telangana	31	15	6	12	0	0	0	0	31	15	6	12
25	Tripura	0	0	0	0	0	0	0	0	0	0	0	0
26	Uttar Pradesh	17	70	3	23	0	0	0	0	17	70	3	23
27	Uttarakhand	0	0	0	0	0	0	0	0	0	0	0	0
28	West Bengal	26	692	0	223	4	102	0	7	30	794	0	230
29	A&N Islands	0	0	0	0	0	0	0	0	0	0	0	0
30	Chandigarh	2	15	0	0	2	1	0	0	4	16	0	0
31	Dadra & Nagar Haveli	0	0	0	0	0	0	0	0	0	0	0	0
32	Daman & Diu	0	0	0	0	0	0	0	0	0	0	0	0
33	Delhi	10	13	0	2	240	325	8	21	250	338	8	23
34	Jammu & Kashmir	0	1	0	0	0	0	0	1	0	1	0	1
35	Ladakh	0	0	0	0	0	0	0	0	0	0	0	0
36	Lakshadweep	0	0	0	0	0	0	0	0	0	0	0	0
37	Puducherry	0	0	0	0	0	0	0	0	0	0	0	0
	TOTAL	2140	2604	334	453	541	2253	53	455	2681	4857	387	908

Fresh Legal Aid Cases Filed

From 01st January, 2024 to 01st September, 2024

Sl. No.	SLSAs	High Court			District Courts		
		Civil	Criminal	Total	Civil	Criminal	Total
1	Andhra Pradesh	28	131	159	241	265	506
2	Arunachal Pradesh	3	0	3	136	151	287
3	Assam	30	100	130	425	3851	4276
4	Bihar	12	66	78	104	2507	2611
5	Chhattisgarh	0	21	21	927	2450	3377
6	Goa	17	14	31	35	16	51
7	Gujarat	337	887	1224	1292	7635	8927
8	Haryana	381	904	1285	2196	2269	4465
9	Himachal Pradesh	51	105	156	866	1536	2402
10	Jharkhand	54	474	528	133	3005	3138
11	Karnataka	98	274	372	1353	2922	4275
12	Kerala	382	228	610	669	238	907
13	Madhya Pradesh	12	211	223	1214	4865	6079
14	Maharashtra	240	399	639	1651	2559	4210
15	Manipur	5	7	12	110	142	252
16	Meghalaya	1	8	9	107	664	771
17	Mizoram	9	4	13	360	373	733
18	Nagaland	0	0	0	10	179	189
19	Odisha	49	80	129	320	649	969
20	Punjab	381	904	1285	5781	9897	15678
21	Rajasthan	44	284	328	398	3659	4057
22	Sikkim	17	22	39	67	54	121
23	Tamil Nadu	140	210	350	476	557	1033
24	Telangana	40	155	195	348	1381	1729
25	Tripura	19	31	50	293	268	561
26	Uttar Pradesh	22	366	388	279	15117	15396
27	Uttarakhand	12	22	34	252	1107	1359
28	West Bengal	122	126	248	1641	4989	6630
29	A&N Islands	0	0	0	4	13	17
30	Chandigarh	381	904	1285	271	1246	1517
31	Dadra & Nagar Haveli	0	0	0	3	0	3
32	Daman & Diu	0	0	0	0	17	17
33	Delhi	1011	1647	2658	4628	10555	15183
34	Jammu & Kashmir	18	55	73	866	671	1537
35	Ladakh	0	0	0	14	0	14
36	Lakshadweep	0	0	0	0	0	0
37	Puducherry	0	0	0	128	72	200
	TOTAL	3916	8639	12555	27598	85879	113477

Legal Aided Cases Settled/Disposed

From 01st January, 2024 to 01st September, 2024

Sl. No.	SLSAs	HIGH COURT			DISTRICT COURTS		
		Civil	Criminal	Total	Civil	Criminal	Total
1	Andhra Pradesh	9	56	65	22	503	525
2	Arunachal Pradesh	7	35	42	78	46	124
3	Assam	8	39	47	174	2242	2416
4	Bihar	2	53	55	7	1032	1039
5	Chhattisgarh	0	0	0	159	1234	1393
6	Goa	6	4	10	6	2	8
7	Gujarat	209	435	644	246	3235	3481
8	Haryana	127	263	390	479	1753	2232
9	Himachal Pradesh	14	33	47	370	962	1332
10	Jharkhand	3	20	23	32	1536	1568
11	Karnataka	7	43	50	455	1510	1965
12	Kerala	210	126	336	53	199	252
13	Madhya Pradesh	11	56	67	169	2644	2813
14	Maharashtra	328	654	982	1130	1796	2926
15	Manipur	1	1	2	48	0	48
16	Meghalaya	2	5	7	45	197	242
17	Mizoram	1	4	5	213	378	591
18	Nagaland	0	0	0	10	160	170
19	Odisha	5	14	19	109	299	408
20	Punjab	127	263	390	1057	2180	3237
21	Rajasthan	8	58	66	51	1036	1087
22	Sikkim	16	21	37	48	85	133
23	Tamil Nadu	89	158	247	344	702	1046
24	Telangana	8	3	11	66	778	844
25	Tripura	6	5	11	69	101	170
26	Uttar Pradesh	9	19	28	28	4190	4218
27	Uttarakhand	5	10	15	20	380	400
28	West Bengal	24	157	181	101	2841	2942
29	A&N Islands	0	0	0	1	2	3
30	Chandigarh	127	263	390	10	658	668
31	Dadra & Nagar Haveli	0	0	0	0	0	0
32	Daman & Diu	0	0	0	0	0	0
33	Delhi	72	526	598	661	2864	3525
34	Jammu & Kashmir	2	1	3	332	76	408
35	Ladakh	0	0	0	11	0	11
36	Lakshadweep	0	0	0	0	0	0
37	Puducherry	0	0	0	34	4	38
	TOTAL	1443	3325	4768	6638	35625	42263

Legal Aid Beneficiaries

 From 01st January, 2024 to 01st September, 2024

S. No.	SLSAs	Number of people provided legal assistance in Front Offices				Number of persons given legal assistance at Pre-Arrest Stage in Police Stations	Number of persons given legal assistance at Arrest State	Number of persons given legal assistance at Remand Stage	Number of persons who received Legal Assistance at the Legal Aid Clinics	Total	Grand Total
		Legal Advice	Legal Drafting	Legal Aid	Total						
1	Andhra Pradesh	2326	867	975	4168	3	1	572	3892	4468	8636
2	Arunachal Pradesh	758	173	260	1191	5	4	592	979	1580	2771
3	Assam	12111	2980	2314	17405	614	1181	4281	8581	14657	32062
4	Bihar	21130	2740	2919	26789	1997	1661	21838	42928	68424	95213
5	Chhattisgarh	22032	889	1506	24427	2012	2234	3658	8422	16326	40753
6	Goa	242	27	562	831	0	3	94	1	98	929
7	Gujarat	1216	0	1420	2636	95	0	1397	10563	12055	14691
8	Haryana	6321	1608	6025	13954	3	890	8296	19954	29143	43097
9	Himachal Pradesh	8330	758	2280	11368	605	771	3273	33700	38349	49717
10	Jharkhand	35221	7917	2567	45705	2812	3730	122103	44737	173382	219087
11	Karnataka	23824	878	3634	28336	824	24	1998	37369	40215	68551
12	Kerala	12166	1014	4389	17569	953	987	2082	19175	23197	40766
13	Madhya Pradesh	40989	2437	6890	50316	573	770	1457	25508	28308	78624
14	Maharashtra	16374	2047	104	18525	125	1458	6141	23945	31669	50194
15	Manipur	753	310	251	1314	7	1	200	5247	5455	6769
16	Meghalaya	140	40	237	417	12	38	138	159	347	764
17	Mizoram	953	494	1119	2566	7	183	246	1240	1676	4242
18	Nagaland	415	390	158	963	12	24	19	660	715	1678
19	Odisha	9742	1856	1452	13050	1874	1572	4466	12281	20193	33243
20	Punjab	11361	1647	12457	25465	0	134	6047	12315	18496	43961
21	Rajasthan	2855	313	957	4125	93	428	840	16950	18311	22436
22	Sikkim	187	26	746	959	0	0	23	79	102	1061
23	Tamil Nadu	15940	4906	4661	25507	54	75	3447	4850	8426	33933
24	Telangana	3018	918	884	4820	69	244	872	1473	2658	7478
25	Tripura	952	440	951	2343	1004	59	1244	5273	7580	9923

Legal Aid Beneficiaries

From 01st January, 2024 to 01st September, 2024

S. No.	SLSAs	Number of people provided legal assistance in Front Offices				Number of persons given legal assistance at Pre-Arrest Stage in Police Stations	Number of persons given legal assistance at Arrest State	Number of persons given legal assistance at Remand Stage	Number of persons who received Legal Assistance at the Legal Aid Clinics	Total	Grand Total
		Legal Advice	Legal Drafting	Legal Aid	Total						
26	Uttar Pradesh	22318	3474	8743	34535	1804	779	1867	44008	48458	82993
27	Uttarakhand	1415	423	775	2613	3345	4	516	6190	10055	12668
28	West Bengal	24702	4475	17984	47161	4802	4502	13869	82963	106136	153297
29	A&N Islands	125	0	95	220	0	0	30	95	125	345
30	Chandigarh	2143	962	1845	4950	0	0	1187	2537	3724	8674
31	Dadra & Nagar Haveli	0	0	0	0	0	0	5	6	11	11
32	Daman & Diu	9	2	13	24	0	3	4	35	42	66
33	Delhi	9472	75	16089	25636	150	52	9374	108235	117811	143447
34	Jammu & Kashmir	4883	1430	1597	7910	319	1267	2941	9293	13820	21730
35	Ladakh	68	58	37	163	0	0	7	15	22	185
36	Lakshadweep	0	0	0	0	0	0	0	0	0	0
37	Puducherry	1957	221	181	2359	0	0	10	61	71	2430
	TOTAL	316448	46795	107077	470320	24173	23079	225134	593719	866105	1336425

Legal Aid and Assistance Provided in Civil and Criminal Matters

From 01st January, 2024 to 01st September, 2024

Sl. No.	SLSAs	Number of persons given legal assistance in Civil Matters	Number of persons given legal assistance in Criminal Matters	Total
1	Andhra Pradesh	961	1709	2670
2	Arunachal Pradesh	456	796	1252
3	Assam	1765	10491	12256
4	Bihar	3226	17447	20673
5	Chhattisgarh	1429	3955	5384
6	Goa	213	529	742
7	Gujarat	1036	1600	2636
8	Haryana	4183	10491	14674
9	Himachal Pradesh	4068	5230	9298
10	Jharkhand	4143	17927	22070
11	Karnataka	4042	3629	7671
12	Kerala	3477	4098	7575
13	Madhya Pradesh	6706	10324	17030
14	Maharashtra	2790	9004	11794
15	Manipur	300	378	678
16	Meghalaya	155	458	613
17	Mizoram	381	700	1081
18	Nagaland	21	190	211
19	Odisha	2251	6714	8965
20	Punjab	7469	11690	19159
21	Rajasthan	539	5448	5987
22	Sikkim	228	283	511
23	Tamil Nadu	2779	3980	6759
24	Telangana	528	1860	2388
25	Tripura	1100	717	1817
26	Uttar Pradesh	1979	81014	82993
27	Uttarakhand	516	3383	3899
28	West Bengal	29064	31232	60296
29	A&N Islands	9	45	54
30	Chandigarh	665	5065	5730
31	Dadra & Nagar Haveli	5	11	16
32	Daman & Diu	2	9	11
33	Delhi	6622	16543	23165
34	Jammu & Kashmir	1926	1335	3261
35	Ladakh	0	14	14
36	Lakshadweep	0	0	0
37	Puducherry	0	0	0
	TOTAL	95034	268299	363333

Category-Wise Beneficiaries Provided Legal Assistance

as on 01st September, 2024

S. No.	SLSAs	SC	ST	Women	Children	In custody	Persons with Disability including mental illness	Industrial Workmen	Transgender	Victim of Trafficking in Human Beings or Begar	Victim of Mass Disaster Violence, Flood, Draught, Earthquake, and Industrial Disaster	General (whose annual income does not exceed the prescribed limit)	Others	TOTAL
1	Andhra Pradesh	146	38	726	42	1716	7	0	0	2	0	710	2063	5450
2	Arunachal Pradesh	387	2319	904	222	572	1	0	1	17	10	9	12	4454
3	Assam	334	558	2541	168	10854	290	25	8	0	1	2881	11366	29026
4	Bihar	9695	630	9108	5131	9873	134	456	22	37	553	1390	6541	43570
5	Chhattisgarh	6182	8991	7049	291	14310	15	0	0	0	0	6683	5641	49162
6	Goa	6	13	381	9	177	4	0	0	0	0	214	0	804
7	Gujarat	2250	2750	7251	736	5952	106	60	0	0	70	4647	3038	26860
8	Haryana	422	0	3248	233	7059	33	4	3	0	0	1073	517	12592
9	Himachal Pradesh	335	53	2021	59	539	48	0	0	0	0	429	0	3484
10	Jharkhand	212	353	441	57	5048	4	0	0	0	0	716	618	7449
11	Karnataka	575	178	1808	147	1091	45	24	1	2	0	777	936	5584
12	Kerala	2644	606	15960	5197	5529	254	145	51	0	44	5476	1847	37753
13	Madhya Pradesh	10059	15496	11365	4691	16681	2056	363	1	2836	2123	5848	5098	76617
14	Maharashtra	1154	448	9571	341	7611	174	132	0	0	2	2748	2307	24488
15	Manipur	165	3769	6136	1183	270	87	18	22	4	60264	2552	145	74615
16	Meghalaya	1	395	336	67	562	0	0	12	0	0	51	76	1500
17	Mizoram	30	1326	510	19	811	0	0	0	0	0	0	0	2696
18	Nagaland	249	1508	325	168	319	20	0	0	0	0	282	0	2871
19	Odisha	996	724	2445	87	6267	371	4	123	7	0	2867	776	14667
20	Punjab	3279	5	9619	244	21093	38	48	1	0	0	6362	1787	42476

Category-Wise Beneficiaries Provided Legal Assistance

 as on 01st September, 2024

S. No.	SLSAs	SC	ST	Women	Children	In custody	Persons with Disability including mental illness	Industrial Workmen	Transgender	Victim of Trafficking in Human Beings or Begar	Victim of Mass Disaster Violence, Flood, Draught, Earthquake, and Industrial Disaster	General (whose annual income does not exceed the prescribed limit)	Others	TOTAL
21	Rajasthan	103	31	563	3169	3622	10	0	1	0	0	284	1	7784
22	Sikkim	21	98	351	11	108	0	0	0	0	0	75	1	665
23	Tamil Nadu	1475	251	7317	200	6418	110	102	5	0	31	6077	9200	31186
24	Telangana	154	122	1646	265	3382	14	0	0	0	0	2178	2082	9843
25	Tripura	163	193	943	54	165	2	0	1	0	448	360	19	2348
26	Uttar Pradesh	12200	2958	14454	9474	18144	396	1093	332	46	79	16172	7645	82993
27	Uttarakhand	61	5	658	41	2330	13	0	0	0	0	183	69	3360
28	West Bengal	12917	6512	27405	2644	17772	100	274	19	4	0	23937	1030	92614
29	A&N Islands	2	3	30	8	40	2	0	0	0	0	8	2	95
30	Chandigarh	30	1	923	63	1035	4	0	0	0	0	521	201	2778
31	Dadra & Nagar Haveli	0	5	15	0	9	0	6	0	0	0	0	0	35
32	Daman & Diu	5	3	17	3	9	3	3	0	0	0	7	0	50
33	Delhi	1115	19	14402	2028	14366	263	723	12	234	0	8281	13372	54815
34	Jammu & Kashmir	641	381	3179	503	971	131	0	1	1	40	2184	582	8614
35	Ladakh	0	19	37	7	0	0	0	0	0	0	0	0	63
36	Lakshadweep	0	1	0	0	0	0	0	0	0	0	0	0	1
37	Puducherry	16	0	71	89	44	1	0	1	0	0	25	16	263
	TOTAL	68024	50762	163756	37651	184749	4736	3480	617	3190	63665	106007	76988	763625

NALSA Early Access to Justice Framework

Till 01st September, 2024

Sl. No.	SLSAs	Number of Police Stations where Legal Services Advocates deployed under the NALSA Early Access Framework	Number of Police Stations where Legal Services Advocates not deployed under the NALSA Early Access Framework	Number of Police Stations where PLVs deployed	Number of Police Stations where PLVs not deployed
1	Andhra Pradesh	104	324	25	288
2	Arunachal Pradesh	21	89	14	96
3	Assam	303	60	287	76
4	Bihar	530	274	669	225
5	Chhattisgarh	47	161	426	44
6	Goa	11	14	12	13
7	Gujarat	0	0	246	0
8	Haryana	324	0	6	318
9	Himachal Pradesh	105	33	41	97
10	Jharkhand	231	205	140	291
11	Karnataka	179	833	19	993
12	Kerala	283	10	72	143
13	Madhya Pradesh	215	474	590	342
14	Maharashtra	248	605	217	604
15	Manipur	0	90	1	89
16	Meghalaya	76	0	76	0
17	Mizoram	1	41	0	42
18	Nagaland	14	69	11	72
19	Odisha	612	0	30	582
20	Punjab	0	421	0	421
21	Rajasthan	859	54	475	454
22	Sikkim	29	0	29	0
23	Tamil Nadu	295	1612	0	1907
24	Telangana	73	700	85	688
25	Tripura	0	34	71	8
26	Uttar Pradesh	378	330	812	790
27	Uttarakhand	94	21	118	27
28	West Bengal	66	432	324	247
29	A&N Islands	0	0	10	11
30	Chandigarh	22	0	22	0
31	Dadra & Nagar Haveli	0	0	5	0
32	Daman & Diu	0	7	7	0
33	Delhi	197	0	0	197
34	Jammu & Kashmir	46	64	169	44
35	Ladakh	0	0	0	0
36	Lakshadweep	0	0	0	0
37	Puducherry	0	0	0	0
	TOTAL	5363	6957	5009	9109

Legal Services to Prisoners

From 01st January, 2024 to 01st September, 2024

Sl. No.	SLSAs	Number of UTRC meetings held	Number of Prisoners identified for consideration in the UTRC Meetings	Number of Prisoners recommended by UTRCs	Number of Prisoners on whose behalf bail applications filed	Number of Prisoners finally released on bail
1	Andhra Pradesh	35	1290	1157	680	529
2	Arunachal Pradesh	89	310	85	53	71
3	Assam	198	3076	2300	2015	1331
4	Bihar	230	3293	2193	1521	1200
5	Chhattisgarh	81	1253	877	652	549
6	Goa	7	110	12	2	2
7	Gujarat	82	1801	1199	1090	845
8	Haryana	134	2648	2131	1517	855
9	Himachal Pradesh	286	314	253	176	138
10	Jharkhand	101	1581	1213	1221	930
11	Karnataka	637	1003	870	759	750
12	Kerala	3	1319	1003	761	649
13	Madhya Pradesh	143	2622	2083	1980	1584
14	Maharashtra	142	3260	3114	2318	1543
15	Manipur	18	154	57	44	41
16	Meghalaya	36	171	163	69	67
17	Mizoram	5	60	20	17	20
18	Nagaland	22	97	57	44	38
19	Odisha	300	3593	2612	911	1387
20	Punjab	177	2474	2318	2133	1706
21	Rajasthan	297	3220	2744	1342	1314
22	Sikkim	56	33	18	12	13
23	Tamil Nadu	99	3109	2246	1516	1286
24	Telangana	98	1569	1127	775	552
25	Tripura	25	270	102	103	60
26	Uttar Pradesh	222	7257	4484	4177	2099
27	Uttarakhand	70	2972	1960	987	784
28	West Bengal	86	3747	2274	1945	1199
29	A&N Islands	0	0	0	0	0
30	Chandigarh	2	122	122	114	67
31	Dadra & Nagar Haveli	7	6	6	5	4
32	Daman & Diu	4	1	1	1	1
33	Delhi	89	1025	1006	889	404
34	Jammu & Kashmir	49	419	196	162	89
35	Ladakh	10	10	1	1	1
36	Lakshadweep	0	0	0	0	0
37	Puducherry	4	52	48	48	37
	TOTAL	3844	54241	40052	30040	22145

Legal Assistance Provided to Prisoners for Filing Appeals

From 01st January, 2024 to 01st September, 2024

Sl. No.	SLSAs	Number of Appeals filed in Sessions Courts	Number of Appeals filed in High Courts	Total
1	Andhra Pradesh	78	70	148
2	Arunachal Pradesh	3	3	6
3	Assam	279	233	512
4	Bihar	136	135	271
5	Chhattisgarh	82	225	307
6	Goa	10	21	31
7	Gujarat	110	258	368
8	Haryana	160	143	303
9	Himachal Pradesh	28	12	40
10	Jharkhand	34	321	355
11	Karnataka	9	5	14
12	Kerala	60	45	105
13	Madhya Pradesh	158	670	828
14	Maharashtra	207	0	207
15	Manipur	2	0	2
16	Meghalaya	1	9	10
17	Mizoram	0	3	3
18	Nagaland	5	1	6
19	Odisha	64	39	103
20	Punjab	160	371	531
21	Rajasthan	186	77	263
22	Sikkim	14	24	38
23	Tamil Nadu	101	39	140
24	Telangana	28	290	318
25	Tripura	3	30	33
26	Uttar Pradesh	53	343	396
27	Uttarakhand	180	251	431
28	West Bengal	173	75	248
29	A&N Islands	0	0	0
30	Chandigarh	50	32	82
31	Dadra & Nagar Haveli	0	2	2
32	Daman & Diu	0	2	2
33	Delhi	150	270	420
34	Jammu & Kashmir	9	3	12
35	Ladakh	0	2	2
36	Lakshadweep	1	0	1
37	Puducherry	0	3	3
	TOTAL	2534	4007	6541

Assistance to Juveniles in Adult Prisons

From 01st January, 2024 to 01st September, 2024

Sl. No.	SLSAs	Number of persons in prisons who were prima facie identified as juveniles	Number of applications filed for age determination	Number of such applications pending	Number of such applications allowed	Number of such applications rejected	Number of Juveniles transferred either to Place of Safety or Observation Home or Special Home	Number of identified juveniles who were subsequently released on bail
1	Andhra Pradesh	84	68	20	26	9	13	35
2	Arunachal Pradesh	3	1	1	5	0	4	0
3	Assam	210	191	15	67	117	38	51
4	Bihar	827	632	71	398	154	191	231
5	Chhattisgarh	29	15	2	7	4	9	7
6	Goa	5	5	0	4	1	3	2
7	Gujarat	99	12	0	12	7	10	5
8	Haryana	69	66	23	25	12	16	19
9	Himachal Pradesh	8	5	1	3	1	2	1
10	Jharkhand	392	367	79	98	213	126	115
11	Karnataka	43	36	0	18	18	12	4
12	Kerala	53	0	0	0	0	2	16
13	Madhya Pradesh	211	184	34	33	117	15	39
14	Maharashtra	60	22	11	7	6	28	24
15	Manipur	11	11	1	8	2	5	2
16	Meghalaya	7	7	3	2	1	2	0
17	Mizoram	41	23	0	23	0	4	1
18	Nagaland	0	0	0	0	0	0	0
19	Odisha	876	383	92	11	280	12	54
20	Punjab	85	94	17	41	35	24	22
21	Rajasthan	139	37	3	8	24	9	7
22	Sikkim	0	0	0	0	0	0	0
23	Tamil Nadu	10	10	0	10	0	3	7
24	Telangana	11	8	1	6	2	2	4

Assistance to Juveniles in Adult Prisons

From 01st January, 2024 to 01st September, 2024

Sl. No.	SLSAs	Number of persons in prisons who were prima facie identified as juveniles	Number of applications filed for age determination	Number of such applications pending	Number of such applications allowed	Number of such applications rejected	Number of Juveniles transferred either to Place of Safety or Observation Home or Special Home	Number of identified juveniles who were subsequently released on bail
25	Tripura	9	9	0	3	0	8	1
26	Uttar Pradesh	1203	1132	236	556	340	189	263
27	Uttarakhand	39	43	5	29	13	20	2
28	West Bengal	80	47	5	29	13	20	4
29	A&N Islands	0	0	0	0	0	0	0
30	Chandigarh	17	11	0	6	0	6	0
31	Dadra & Nagar Haveli	0	0	0	0	0	0	0
32	Daman & Diu	3	1	0	0	1	0	0
33	Delhi	523	426	177	11	238	2	13
34	Jammu & Kashmir	37	31	4	5	14	5	4
35	Ladakh	0	0	0	0	0	0	0
36	Lakshadweep	0	0	0	0	0	0	0
37	Puducherry	0	0	0	0	0	0	0
	TOTAL	5184	3877	801	1451	1622	780	933

Compensation to Victims of Crime

From 01st January, 2024 to 01st September, 2024

S. No.	SLSAs	Number of Applications for Victim Compensation received	Number of Victims who were granted Interim Compensation	Number of Victims who were granted Final Compensation	Total Number of Victims who were granted interim or final compensation	Number of Acid Attack Victims who were granted Interim Compensation	Number of Acid Attack Victims who were granted Final Compensation	Total amount of compensation granted to acid attack victims	Number of Victims of Sexual Abuse who were granted Interim Compensation	Number of Victims of Sexual Abuse who were granted Final Compensation	Total amount of compensation granted to Victims of Sexual Abuse	Number of other victims who were granted Interim Compensation	Number of other victims who were granted Final Compensation	Total amount of compensation granted to other victims	Total Amount of Compensation Disbursed
1	Andhra Pradesh	94	11	64	75	0	0	0	7	53	1775000	0	1	500000	4535000
2	Arunachal Pradesh	34	0	9	0	0	0	0	0	3	225000	0	6	2850000	3075000
3	Assam	596	76	382	462	5	6	3115000	64	160	52049000	28	225	68384000	142523629
4	Bihar	745	64	367	431	9	7	4300000	55	259	129065000	5	88	23500000	86295000
5	Chhattisgarh	2664	457	1369	1741	1	2	10884001	307	742	372461800	84	386	71420000	239629700
6	Goa	0	1	0	1	0	0	0	0	0	0	0	0	0	250000
7	Gujarat	679	128	272	336	26	11	7105000	336	189	66390000	17	41	13770005	64807500
8	Haryana	336	70	267	322	5	5	4200000	64	244	86129638	10	47	6555005	77294638
9	Himachal Pradesh	112	33	42	75	0	0	0	31	39	10953344	4	3	550000	13828344
10	Jharkhand	984	201	413	708	7	0	3150000	165	211	126191521	26	171	62349804	119074507
11	Karnataka	346	18	328	346	0	4	1300000	17	211	82608001	1	114	41155000	56792000
12	Kerala	922	80	118	167	9	0	2200000	54	98	49405000	1	4	4100000	2275000
13	Madhya Pradesh	920	36	508	462	0	0	0	40	411	79225334	1	145	33117009	78976700
14	Maharashtra	192	38	180	217	2	2	500000	476	68	15152000	4	91	12569998	35085500
15	Manipur	79	33	47	77	0	0	0	16	0	7612500	13	23	11850000	16142500
16	Meghalaya	250	52	18	70	0	0	0	51	17	11060000	1	1	450000	11510000
17	Mizoram	127	18	54	29	0	0	0	18	40	15925000	0	10	1380000	10170000
18	Nagaland	13	0	3	3	0	0	0	0	3	250000	0	0	0	250000
19	Odisha	1380	507	386	893	11	0	1350000	374	318	192387000	61	99	56525000	235119500
20	Punjab	308	38	230	227	0	2	850000	36	140	52406250	3	101	16250000	69506250
21	Rajasthan	3049	709	766	1404	15	4	3412500	463	534	214400000	248	248	233	87005000
22	Sikkim	0	0	10	10	0	0	0	0	9	2250000	0	2	1400000	3650000
23	Tamil Nadu	512	70	95	95	1	0	300000	76	44	37121487	14	30	12180500	40995987

Compensation to Victims of Crime

From 01st January, 2024 to 01st September, 2024

S. No.	SLSAs	Number of Applications for Victim Compensation received	Number of Victims who were granted Interim Compensation	Number of Victims who were granted Final Compensation	Total Number of Victims who were granted interim or final compensation	Number of Acid Attack Victims who were granted Interim Compensation	Number of Acid Attack Victims who were granted Final Compensation	Total amount of compensation granted to acid attack victims	Number of Victims of Sexual Abuse who were granted Interim Compensation	Number of Victims of Sexual Abuse who were granted Final Compensation	Total amount of compensation granted to Victims of Sexual Abuse	Number of other victims who were granted Interim Compensation	Number of other victims who were granted Final Compensation	Total amount of compensation granted to other victims	Total Amount of Compensation Disbursed
24	Telangana	159	27	88	115	4	0	400000	23	75	26782500	0	24	4100000	3282500
25	Tripura	35	9	22	25	4	0	100000	8	21	8850000	2	1	600000	3115000
26	Uttar Pradesh	464	51	109	160	0	9	3481000	0	84	15154900	0	67	5776000	24411900
27	Uttarakhand	255	62	33	52	0	1	700000	33	28	12660000	0	5	2300000	13060000
28	West Bengal	300	119	81	200	18	8	14150000	80	63	31995000	21	10	14450000	60595000
29	A&N Islands	2	1	0	1	0	0	0	0	0	0	0	0	0	0
30	Chandigarh	32	0	30	30	0	3	900000	0	17	5752500	0	7	2950000	9602500
31	Dadra & Nagar Haveli	0	0	0	0	0	0	0	0	0	0	0	0	0	0
32	Daman & Diu	6	1	1	2	0	0	0	1	0	0	0	1	2900000	0
33	Delhi	2939	1045	1939	2984	9	4	2980000	907	258	281282500	138	1681	423279000	704561500
34	Jammu & Kashmir	63	55	8	63	0	0	0	52	6	12862000	3	2	700000	13562000
35	Ladakh	1	0	0	0	0	0	0	0	0	0	0	0	0	0
36	Lakshadweep	0	0	0	0	0	0	0	0	0	0	0	0	0	0
37	Puducherry	0	0	0	0	0	0	0	0	0	0	0	1	500000	500000
	TOTAL	18598	4010	8239	11783	126	68	65377501	3754	4345	2016362275	685	3635	898411554	2231482155

National Lok Adalats

Sl. No.	SLSAs	Date	Pre-litigation cases taken up	Pre-litigation cases disposed of	Pending cases taken up	Pending cases disposed of	Total Disposal	Settlement amount
1	Andhra Pradesh	16-03-2024	28,817	8,159	64,213	21,731	29890	3114786548
		29-06-2024	15,992	5,695	68,858	20,173	25868	2423942595
		14-09-2024	18,588	4,806	1,23,243	78,937	83743	3230547776
		Total	63,397	18,660	2,56,314	1,20,841	139501	8769276919
2	Arunachal Pradesh	01-03-2024	879	151	202	67	218	8124786
		11-05-2024	1203	166	275	61	227	16041975.43
		14-09-2024	1834	341	1402	677	1018	28390711
		Total	3916	658	1879	805	1463	52557472.43
3	Assam	09-03-2024	217870	30151	49805	15912	46063	1468716185
		11-05-2024	181388	16206	48521	14778	30984	958403278.4
		14-09-2024	250636	29886	57007	21915	51801	1721898587
		Total	649894	76243	155333	52605	128848	4149018050
4	Bihar	09.03.2024	681049	69224	138428	30534	99758	3978367070
		13.07.2024	575784	53271	140412	31676	84947	2277177025
		14.09.2024	605138	49589	147894	31355	80944	2714635430
		Total	1861971	172084	426734	93565	265649	8970179525
5	Chhattisgarh	09-03-2024	686350	585718	77224	56646	642364	2018301386
		13-07-2024	847190	766629	91653	65129	831758	2300955219
		Total	1533540	1352347	168877	121775	1474122	4319256605
6	Goa	09-03-2024	2456	79	4190	960	1039	57765615
		11-05-2024	1706	18	3888	722	740	45386134
		Total	4162	97	8078	1682	1779	103151749
7	Gujarat	09-03-2024	643639	235826	325737	229093	464919	13401308021
		22-06-2024	715634	323450	437140	251712	575162	1340218563
		14-09-2024	726677	297246	366413	246867	544113	13007817861
		Total	2085950	856522	1129290	727672	1584194	27749344445
8	Haryana	9.3.2024	150392	122897	211883	156265	279162	1438999402
		11.5.2024	136898	118540	223918	138049	256589	1100901913
		14.9.2024	264677	217594	362087	257309	474903	1540328281
		Total	551967	459031	797888	551623	1010654	4080229596
9	Himachal Pradesh	09.03.2024	9547	1823	73872	32422	34245	1011749489
		11.05.2024	8375	1703	63628	27640	29343	552541567
		Total	17922	3526	137500	60062	63588	1564291056
10	Jharkhand	09-03-2024	900429	871652	104453	89661	961313	4895593533
		13-07-2024	968938	908113	133618	108051	1016164	11165639081
		Total	1869367	1779765	238071	197712	1977477	16061232614
11	Karnataka	16.03.2024	2857179	2648035	382532	252277	2900312	25412131255
		13.07.2024	4093344	3738766	371675	264675	4003441	26402408196
		14.09.2024	3646540	3384347	301037	200083	3584430	24019013135
		Total	10597063	9771148	1055244	717035	10488183	75833552586
12	Kerala	09.03.2024	66550	7272	26213	7737	15009	2678767327
		08.06.2024	46446	6816	22878	6249	13065	2066947577
		Total	112996	14088	49091	13986	28074	4745714904
13	Madhya Pradesh	09.03.2024	924217	93658	205398	33345	127003	5313008369
		11.05.2024	524295	58566	204778	28097	86663	4371660025
		14.09.2024	665412	94640	268122	49034	143674	7847726124
		Total	2113924	246864	678298	110476	357340	17532394518

National Lok Adalats

Sl. No.	SLSAs	Date	Pre-litigation cases taken up	Pre-litigation cases disposed of	Pending cases taken up	Pending cases disposed of	Total Disposal	Settlement amount
14	Maharashtra	03.06.2024	1083971	1195323	576337	161231	1356554	20719464660
		27.07.2024	13059415	1159277	702478	201124	1360401	32024045017
		Total	14143386	2354600	1278815	362355	2716955	52743509677
15	Manipur	09.03.2024	239	205	60	28	233	29631204
		11.05.2024	174	167	14	10	177	18283801
		Total	413	372	74	38	410	47915005
16	Meghalaya	09.03.2024	1347	273	371	67	340	16470567
		11.05.2024	401	70	334	54	124	8749876.95
		14.09.2024	776	204	409	88	292	15043766
		Total	2524	547	1114	209	756	40264209.95
17	Mizoram	09.03.2024	1299	292	30	9	301	48529427
		11.05.2024	828	242	76	56	298	51150226
		14.09.2024	3031	324	62	28	352	60626386
		Total	5158	858	168	93	951	160306039
18	Nagaland	09.03.2024	958	163	15	15	178	41581243
		11.05.2024	455	218	8	5	223	31744813
		14.09.2024	1137	366	21	15	381	40621512
		Total	2550	747	44	35	782	113947568
19	Odisha	09.03.2024	100866	6213	183434	142863	149076	1413303785
		11.05.2024	85441	4551	190503	144332	148883	1315079401
		14.09.2024	104850	5990	319599	261155	267145	2060085232
		Total	291157	16754	693536	548350	565104	4788468418
20	Punjab	09.03.2024	273080	195446	118022	94727	290173	8570670757
		11.05.2024	204674	142739	99492	79973	222712	6975688050
		14.09.2024	297300	229464	119158	98763	328227	12719129914
		Total	775054	567649	336672	273463	841112	28265488721
21	Rajasthan	09.03.24	2543576	2157690	619760	317485	2475175	11995321682
		13.07.24	2627584	2243077	898771	543387	2786464	15675845119
		Total	5171160	4400767	1518531	860872	5261639	27671166801
22	Sikkim	11.02.2024	41	12	32	11	23	4856600
		11.05.2024	28	8	6	2	10	569960
		14.09.2024	68	50	6	4	54	7342241
		Total	137	70	44	17	87	1,27,68,801
23	Tamil Nadu	09.03.2024	45653	13343	158040	66674	80017	6952770400
		08.06.2024	53680	17594	122734	63175	80769	4462664455
		14.09.2024	45755	14277	135577	68661	82938	7738521511
		Total	145088	45214	416351	198510	243724	19153956366
24	Telangana	09.03.2024	10602817	10597307	535757	529607	11126914	6583841869
		08.06.2024	575520	571486	470735	461565	1033051	7503194435
		Total	11178337	11168793	1006492	991172	12159965	14087036304
25	Tripura	09.03.2024	5185	760	13068	9284	10044	28034203
		11.05.2024	4074	423	13864	9724	10147	22344738
		14.09.2024	3920	411	20074	12282	12693	24716861
		Total	13,179	1,594	47,006	31,290	32884	75095802

National Lok Adalats

Sl. No.	SLSAs	Date	Pre-litigation cases taken up	Pre-litigation cases disposed of	Pending cases taken up	Pending cases disposed of	Total Disposal	Settlement amount
26	Uttar Pradesh	09-03-2024	10290619	8488213	1540062	994795	9483008	15471993433
		13-07-2024	10260042	8418631	1787705	1173338	9591969	11747716584
		14-09-2024	9875835	8122631	1673677	1060856	9183487	11624903132
		Total	30426496	25029475	5001444	3228989	28258464	38844613149
27	Uttarakhand	09.03.2024	14344	12401	11589	10098	22499	835525832
		11.05.2024	5457	4305	9647	8214	12519	564174052
		Total	19801	16706	21236	18312	35018	1399699884
28	West Bengal	09.03.2024	115983	15776	387239	370963	386739	2490921880
		22.06.2024	92215	14370	337496	322020	336390	2535361145
		14.09.2024	100107	16127	296231	267070	283197	3035628816
		Total	308305	46273	1020966	960053	1006326	8061911841
29	A&N Islands	09.03.2024	1251	175	482	373	548	25108105
		15.06.2024	1029	115	1016	873	988	13940485
		14.09.2024	1205	123	733	660	783	20191000
		Total	3485	413	2231	1906	2319	59239590
30	Chandigarh	09.03.2024	7067	19	10334	7921	7940	1050736707
		11.05.2024	2574	1503	6947	5368	6871	1138577813
		14.09.2024	11063	5019	13750	11319	16338	2437364194
		Total	20704	6541	31031	24608	31149	4626678714
31	Dadra & Nagar Haveli	03.03.2024	1154	5	426	40	45	16334200
		27.07.2024	1774	98	430	53	151	24089658
		Total	2928	103	856	93	196	40423858
32	Daman & Diu	03.03.2024	5633	1137	170	31	1168	48760304
		27.07.2024	578	86	268	28	114	24253503
		Total	6211	1223	438	59	1282	73013807
33	Delhi	09.3.2024	15311	390	201121	172358	172748	33026747700
		11.5.2024	9373	418	207855	170874	171292	17377853606
		14.09.2024	6226	500	200867	164652	165152	35438130932
		Total	30910	1308	609843	507884	509192	85842732238
34	Jammu & Kashmir	09.3.2024	90120	84449	62431	58957	143406	516262618
		11.5.2024	58911	56049	70048	66500	122549	427380904
		14.09.2024	34012	25714	165864	155275	180989	586139416
		Total	183043	166212	298343	280732	446944	1529782938
35	Ladakh	09.3.2024	414	243	310	218	461	2312696
		11.5.2024	375	226	94	50	276	9916007
		14.09.2024	235	31	912	856	887	9158424
		Total	1024	500	1316	1124	1624	21387127
36	Lakshadweep	09-03-2024	42	15	4	2	17	4200000
		08-06-2024	28	9	48	1	10	6000
		Total	70	24	52	3	27	4206000
37	Puducherry	09-03-2024	4768	241	1692	941	1182	70312025
		08-06-2024	3566	133	2975	927	1060	74365608
		14-09-2024	4544	233	1761	624	857	57000756
		Total	12878	607	6428	2492	3099	201678389
	TOTAL		8,42,07,517	5,85,77,636	1,73,95,584	1,10,62,463	6,96,40,099	4,61,68,15,43,718

State Lok Adalats

From 01st January, 2024 to 01st September, 2024

Sl. No.	SLSAs	Pre-litigation cases taken up	Pre-litigation cases disposed of	Pending cases taken up	Pending cases disposed of	Total Disposal	Settlement amount
1	Andhra Pradesh	0	0	0	0	0	0
2	Arunachal Pradesh	0	0	0	0	0	0
3	Assam	0	0	0	0	0	0
4	Bihar	0	0	0	0	0	0
5	Chhattisgarh	0	0	0	0	0	0
6	Goa	0	0	1114	203	203	3091623
7	Gujarat	1900	259	7199	5002	5261	573015133
8	Haryana	0	0	0	0	0	0
9	Himachal Pradesh	0	0	0	0	0	0
10	Jharkhand	932026	675289	115629	80697	755986	7524698864
11	Karnataka	0	0	0	0	0	0
12	Kerala	45688	11585	11266	3175	14760	1469774043
13	Madhya Pradesh	42036	41138	6931	2340	43478	472697448
14	Maharashtra	0	0	0	0	0	0
15	Manipur	0	0	0	0	0	0
16	Meghalaya	0	0	0	0	0	0
17	Mizoram	865	373	12	7	380	107494592
18	Nagaland	0	0	0	0	0	0
19	Odisha	0	0	0	0	0	0
20	Punjab	0	0	0	0	0	0
21	Rajasthan	1263	352	21621	321	673	6503955
22	Sikkim	478	285	35	33	318	121177.41
23	Tamil Nadu	59519	4482	0	0	4482	365148282
24	Telangana	20439	3431	12431	12380	15811	1008232073
25	Tripura	565	65	14000	10772	10837	5618073
26	Uttar Pradesh	65611	42518	547985	178238	220756	0
27	Uttarakhand	0	0	13018	5467	5467	5129868
28	West Bengal	0	0	0	0	0	0
29	A&N Islands	0	0	0	0	0	0
30	Chandigarh	424	4	0	0	4	0
31	Dadra & Nagar Haveli	0	0	0	0	0	0
32	Daman & Diu	0	0	0	0	0	0
33	Delhi	1865	1815	149288	141984	143799	73588012
34	Jammu & Kashmir	2665	1238	49681	45874	47112	360759340
35	Ladakh	0	0	0	0	0	0
36	Lakshadweep	16	6	1	0	6	0
37	Puducherry	7504	352	0	0	352	25787760
	TOTAL	1182864	783192	9,50,211	4,86,493	12,69,685	12001660243

Permanent Lok Adalats

From 01st January, 2024 to 01st September, 2024

Sl. No.	SLSAs	Total Number of PLAs	Number of Fresh Cases filed in the PLAs	Number of Cases disposed off by the PLAs	Number of Cases pending in the PLAs	Total settlement amount of cases disposed off in the Permanent Lok Adalats
1	Andhra Pradesh	13	1120	997	1777	54360693
2	Arunachal Pradesh	0	0	0	0	0
3	Assam	15	26	92	97	0
4	Bihar	0	0	0	0	0
5	Chhattisgarh	5	3125	4855	1554	2764858
6	Goa	2	326	46	280	2006911
7	Gujarat	0	0	0	0	0
8	Haryana	15	15815	46670	17164	288493825
9	Himachal Pradesh	0	0	0	0	0
10	Jharkhand	24	13622	15209	22790	672414118
11	Karnataka	6	4121	4430	10580	375753972
12	Kerala	3	240	653	22099	58913880
13	Madhya Pradesh	50	196	188	362	4977867
14	Maharashtra	4	772	552	1644	133786925
15	Manipur	0	0	0	0	0
16	Meghalaya	0	0	0	0	0
17	Mizoram	1	0	0	0	0
18	Nagaland	0	0	0	0	0
19	Odisha	22	1414	1032	2067	86194010
20	Punjab	22	14070	10374	14054	643865103
21	Rajasthan	36	3336	3042	10025	42224394
22	Sikkim	2	0	0	0	0
23	Tamil Nadu	32	272	350	263	6452575
24	Telangana	6	7370	8890	10376	150258910
25	Tripura	8	123	81	57	522600
26	Uttar Pradesh	71	2952	2872	15009	265759577
27	Uttarakhand	4	373	292	625	142463691
28	West Bengal	0	0	0	0	0
29	A&N Islands	0	0	0	0	0
30	Chandigarh	1	9838	4801	5429	12381919
31	Dadra & Nagar Haveli	0	0	0	0	0
32	Daman & Diu	1	0	0	0	0
33	Delhi	3	14683	14933	910	540337028
34	Jammu & Kashmir	0	0	0	0	0
35	Ladakh	0	0	0	0	0
36	Lakshadweep	0	0	0	0	0
37	Puducherry	0	0	0	0	0
	TOTAL	346	93794	120359	137162	3483932856

ADR Centres and Mediation Centres (Other than ADR Centres)

Sl. No.	SLSAs	From 01 st January, 2024 to 01 st September, 2024		As on 01 st September, 2024			
		Number of Cases received at ADR Centres and Mediation Centres	Number of cases disposed off at the ADR Centres and Mediation Centres	Number of functional ADR Centres	Number of Mediation Centres	Number of Judges who are trained mediators	Number of Lawyers who are trained mediators
1	Andhra Pradesh	2968	426	0	13	329	153
2	Arunachal Pradesh	17	2	21	2	0	20
3	Assam	764	463	5	28	11	281
4	Bihar	6323	3831	37	38	251	445
5	Chhattisgarh	1662	1143	9	37	65	124
6	Goa	527	387	3	9	48	37
7	Gujarat	9179	1026	12	25	0	80
8	Haryana	13602	13192	19	22	216	370
9	Himachal Pradesh	1802	434	7	12	1	202
10	Jharkhand	14317	13251	24	29	166	282
11	Karnataka	17984	5944	18	29	280	1717
12	Kerala	44150	33579	7	78	20	697
13	Madhya Pradesh	58904	11962	45	81	1431	787
14	Maharashtra	51818	47554	37	448	2073	707
15	Manipur	431	125	6	2	38	37
16	Meghalaya	20	3	0	1	12	6
17	Mizoram	0	0	1	2	0	0
18	Nagaland	0	0	0	1	9	4
19	Odisha	1391	1195	16	15	56	517
20	Punjab	14846	12099	22	22	164	156
21	Rajasthan	4896	378	31	180	494	494
22	Sikkim	164	133	4	4	8	56
23	Tamil Nadu	28498	2573	31	188	376	1316
24	Telangana	3909	457	0	12	0	364
25	Tripura	211	22	2	9	24	20
26	Uttar Pradesh	66749	18608	71	74	243	768
27	Uttarakhand	631	94	4	18	167	127
28	West Bengal	2701	840	24	35	27	141
29	A&N Islands	40	20	1	2	0	18
30	Chandigarh	999	287	1	1	3	43
31	Dadra & Nagar Haveli	0	0	0	1	3	0
32	Daman & Diu	17	16	2	1	4	1
33	Delhi	1406	1525	0	6	0	38
34	Jammu & Kashmir	2482	2271	13	14	3	197
35	Ladakh	6	1	1	1	1	20
36	Lakshadweep	0	0	0	1	0	0
37	Puducherry	97	7	2	2	5	44
	TOTAL	353511	173848	476	1443	6528	10269

Pre- Institution Mediation in Commercial Disputes

From 01st January, 2024 to 01st September, 2024

Sl. No.	SLSAs	Number of PIMS cases received	Number of PIMS cases where non- starter report issued	Number of PIMS cases where mediation failed	Number of PIMS cases where mediation successful	Number of PIMS cases where settlement talks are still underway
1	Andhra Pradesh	18	21	21	0	5
2	Arunachal Pradesh	1	0	0	0	0
3	Assam	599	454	92	13	79
4	Bihar	186	212	0	0	0
5	Chhattisgarh	288	69	101	51	55
6	Goa	10	8	7	0	7
7	Gujarat	4970	4246	0	266	14432
8	Haryana	1649	1313	6	12	318
9	Himachal Pradesh	18	13	0	1	4
10	Jharkhand	432	388	0	3	296
11	Karnataka	4741	4481	23	19	21
12	Kerala	215	172	1	4	5
13	Madhya Pradesh	1625	925	1	7	950
14	Maharashtra	3274	2770	99	75	532
15	Manipur	0	0	0	0	0
16	Meghalaya	81	57	8	2	53
17	Mizoram	0	0	0	0	0
18	Nagaland	6	0	4	2	1
19	Odisha	802	710	4	5	60
20	Punjab	390	262	20	12	106
21	Rajasthan	2256	2352	8	3	622
22	Sikkim	24	15	1	1	7
23	Tamil Nadu	3,360	2,994	126	99	1,196
24	Telangana	52	36	0	3	13
25	Tripura	14	7	2	0	1
26	Uttar Pradesh	2717	1154	413	56	859
27	Uttarakhand	777	411	226	5	135
28	West Bengal	107	64	17	5	30
29	A&N Islands	0	0	0	0	0
30	Chandigarh	13	10	0	0	0
31	Dadra & Nagar Haveli	2	0	2	0	2
32	Daman & Diu	13	7	3	2	6
33	Delhi	8627	7777	169	77	2265
34	Jammu & Kashmir	1736	1626	184	6	483
35	Ladakh	0	0	0	0	0
36	Lakshadweep	0	0	0	0	0
37	Puducherry	51	29	0	0	0
	TOTAL	39054	32583	1538	729	22543

Grievances Received and Redressed

From 01st January, 2024 to 01st September, 2024

Sl. No.	SLSAs	Number of applications / grievances pending on NALSA portal on 01.01.2024				Number of applications /grievances received on NALSA portal between 01.01.2024 till 31.08.2024				Number of applications/ grievances disposed of between 01.01.2024 till 31.08.2024				Number of applications pending on grievance portal			
		SLSA	DLSA	TLSC	HCLSC	SLSA	DLSA	TLSC	HCLSC	SLSA	DLSA	TLSC	HCLSC	SLSA	DLSA	TLSC	HCLSC
1	Andhra Pradesh	0	125	101	0	104	398	265	79	104	385	172	53	0	138	194	26
2	Arunachal Pradesh	0	0	0	0	0	0	0	0	0	0	0	0	0	0	0	0
3	Assam	0	11	0	0	0	1301	0	16	0	1481	0	7	0	1	0	0
4	Bihar	0	129	69	41	0	994	119	163	27	1148	94	75	0	200	50	102
5	Chhattisgarh	1	1	0	0	27	141	0	0	27	137	0	0	1	31	0	0
6	Goa	0	0	0	0	0	3	0	0	0	3	0	0	0	0	0	0
7	Gujarat	0	0	0	0	54	182	112	45	54	170	72	40	0	12	40	5
8	Haryana	0	7	0	0	58	3207	6	216	57	3210	6	216	1	4		0
9	Himachal Pradesh	0	0	0	0	8	3090	1172	88	8	3073	1170	84	0	17	2	4
10	Jharkhand	0	7	0	0	0	278	18	68	0	236	18	51	0	29	3	18
11	Karnataka	0	44	120	7	0	40	344	78	0	77	393	78	0	7	71	7
12	Kerala	662	27	17	0	1259	525	1	0	1921	455	37	0	0	0	0	0
13	Madhya Pradesh	0	17	0	1	0	926	1	93	0	900	1	74	0	31	0	19
14	Maharashtra	0	0	3	0	0	1364	272	614	0	1358	208	614	0	11	7	0
15	Manipur	0	0	0	0	0	0	0	0	0	0	0	0	0	0	0	0
16	Meghalaya	7	5	0	3	7	5	0	3	0	0	0	3	0	0	0	0
17	Mizoram	0	0	0	0	0	0	0	0	0	0	0	0	0	0	0	0
18	Nagaland	4	1	0	0	5	2	0	1	0	0	0	0	5	2	0	1
19	Odisha	26	107	29	0	2947	546	40	632	2914	761	73	632	59	108	31	0
20	Punjab	0	2	0	0	63	3760	1605	216	3	8230	2035	216	0	0	0	0
21	Rajasthan	5	32	19	0	0	406	129	22	3	365	120	12	2	73	28	10
22	Sikkim	0	0	0	0	88	171	0	2	88	171	0	2	0	0	0	0
23	Tamil Nadu	307	11331	1866	83	119	4311	3457	576	421	12722	4314	562	5	2920	1009	97

Grievances Received and Redressed

 From 01st January, 2024 to 01st September, 2024

Sl. No.	SLSAs	Number of applications / grievances pending on NALSA portal on 01.01.2024				Number of applications / grievances received on NALSA portal between 01.01.2024 till 31.08.2024				Number of applications/ grievances disposed of between 01.01.2024 till 31.08.2024				Number of applications pending on grievance portal			
		SLSA	DLSA	TLSC	HCLSC	SLSA	DLSA	TLSC	HCLSC	SLSA	DLSA	TLSC	HCLSC	SLSA	DLSA	TLSC	HCLSC
24	Telangana	0	11	0	0	0	8789	0	17	0	7993	0	0	0	11	0	0
25	Tripura	5	2	3	0	118	184	49	0	110	138	34	0	13	2	6	0
26	Uttar Pradesh	0	610	30	0	0	5083	61	55	0	4755	54	339	0	0	0	0
27	Uttarakhand	0	0	0	0	302	2369	0	66	302	776	0	0	0	0	0	40
28	West Bengal	0	91	0	0	73	3390	0	0	34	4967	0	65	76	327	0	0
29	A&N Islands	0	0	0	0	0	0	0	0	0	0	0	0	0	0	0	0
30	Chandigarh	0	0	0	0	142	28	0	216	142	28	0	216	0	0	0	0
31	Dadra & Nagar Haveli	0	0	0	0	8	3	0	0	8	3	0	0	0	0	0	0
32	Daman & Diu	4	1	0	0	0	0	0	0	4	1	0	0	0	0	0	0
33	Delhi	2	0	0	0	221	20767	0	147	219	20660	0	142	4	107	0	5
34	Jammu & Kashmir	0	0	0	0	0	122	3	0	0	65	2	4	0	1	0	0
35	Ladakh	0	0	0	0	0	0	0	0	0	0	0	0	0	0	0	0
36	Lakshadweep	0	0	0	0	0	0	0	0	0	0	0	0	0	0	0	0
37	Puducherry	9	7	23	5	82	15	-	-	53	8	-	-	35	9	23	5
	TOTAL	1032	12568	2280	140	5685	62400	7654	3413	6499	74276	8803	3485	201	4041	1464	339

Legal Awareness and Outreach Programmes

From 01st January, 2024 to 01st September, 2024

Sl. No.	SLSAs	Number of awareness programs in schools, colleges etc.	Number of awareness programs in community centres	Number of awareness programs in jails/ observation homes etc.
1	Andhra Pradesh	1119	1692	767
2	Arunachal Pradesh	25	76	22
3	Assam	876	643	518
4	Bihar	697	1143	762
5	Chhattisgarh	6636	33094	1121
6	Goa	58	40	8
7	Gujarat	2869	5134	236
8	Haryana	55297	5997	1151
9	Himachal Pradesh	186	646	252
10	Jharkhand	1653	7531	911
11	Karnataka	3906	876	258
12	Kerala	1045	523	69
13	Madhya Pradesh	2043	2008	1571
14	Maharashtra	1752	1135	258
15	Manipur	20	93	12
16	Meghalaya	146	145	35
17	Mizoram	36	60	74
18	Nagaland	28	40	32
19	Odisha	463	268	586
20	Punjab	8807	2256	1197
21	Rajasthan	26894	12431	1977
22	Sikkim	45	28	17
23	Tamil Nadu	881	1249	178
24	Telangana	500	587	1241
25	Tripura	310	825	83
26	Uttar Pradesh	1793	2963	1549
27	Uttarakhand	3241	7358	487
28	West Bengal	3071	17502	2223
29	A&N Islands	3	3	0
30	Chandigarh	238	815	23
31	Dadra & Nagar Haveli	1	5	2
32	Daman & Diu	9	4	1
33	Delhi	612	1306	240
34	Jammu & Kashmir	708	964	124
35	Ladakh	23	3	0
36	Lakshadweep	0	3	0
37	Puducherry	1	0	7
	TOTAL	125992	109446	17992

Mega Legal Aid Camps

From 01st January, 2024 to 01st September, 2024

Sl. No.	SLSAs	Number of Mega Legal Aid Camps organized	Number of beneficiaries/ participants
1	Andhra Pradesh	13	6740
2	Arunachal Pradesh	6	2974
3	Assam	12	5647
4	Bihar	7	573
5	Chhattisgarh	12	22058
6	Goa	0	0
7	Gujarat	28	153015
8	Haryana	111	573479
9	Himachal Pradesh	0	0
10	Jharkhand	98	4055500
11	Karnataka	16	35621
12	Kerala	10	4110
13	Madhya Pradesh	351	285373
14	Maharashtra	7	17892
15	Manipur	0	0
16	Meghalaya	1	1500
17	Mizoram	0	0
18	Nagaland	0	0
19	Odisha	1	450
20	Punjab	0	0
21	Rajasthan	10	4330
22	Sikkim	1	201
23	Tamil Nadu	8	2053
24	Telangana	11	17631
25	Tripura	4	4962
26	Uttar Pradesh	0	0
27	Uttarakhand	21	15131
28	West Bengal	19	12635
29	A&N Islands	3	600
30	Chandigarh	0	0
31	Dadra & Nagar Haveli	0	0
32	Daman & Diu	3	764
33	Delhi	11	4478
34	Jammu & Kashmir	1	850
35	Ladakh	0	0
36	Lakshadweep	0	0
37	Puducherry	0	0
	TOTAL	765	5228567

एहसास न्याय का सबके लिए, आकाश न्याय का सबके लिए,
उल्लास न्याय का सबके लिए, विश्वास न्याय का सबके लिए,
अपने इस हिन्दुस्तान पर, हक हमारा भी तो है,
इंसाफ के इस आशियाँ पर, हक हमारा भी तो है,
एक मुट्ठी आसमाँ पर, हक हमारा भी तो है,
ये न सोचो दर्द हमारा कहीं सुना न जाएगा,
अब न्यायालय खुद चलकर चौपालों तक आएगा,
लाचारों को न्याय मिलेगा, दुखियारों को न्याय मिलेगा,
कमजोरों को न्याय मिलेगा, मजलूमों को न्याय मिलेगा,
अपने इस हिंदुस्तान पर, हक हमारा भी तो है,
उम्मीदों के इस गुलिस्तां पर, हक हमारा भी तो है,
एक मुट्ठी आसमान पर, हक हमारा भी तो है।

गरीब और कमजोरों को मुफ्त एवं सक्षम कानूनी सहायता के लिए प्रतिबद्ध,
राष्ट्रीय विधिक सेवा प्राधिकरण



NATIONAL LEGAL SERVICES AUTHORITY

B-Block, Ground Floor, Administrative Buildings Complex,
Supreme Court of India, New Delhi-110001

Jaisalmer House, 26, Man Singh Road, New Delhi-110011

Reach us at : <https://nalsa.gov.in>