



राष्ट्रीय परीक्षा एजेंसी
National Testing Agency
Excellence in Assessment



भारतीय विदेश व्यापार संस्थान
मानित विश्वविद्यालय
INDIAN INSTITUTE OF FOREIGN TRADE
(Deemed to be University)

IIFT MBA(IB) 2023-25



Information Bulletin



NATIONAL TESTING AGENCY

Vision

The right candidates joining best institutions will give India her demographic dividend.

Mission

To improve equity and quality in education by administering research based valid, reliable, efficient, transparent, fair and international level assessments. The best subject matter experts, psychometricians and IT delivery and security professionals will ensure that the current gaps in existing assessment systems are properly identified and bridged.

Core Values

NTA will create a system which will promote teaching (by teachers), learning (by students) and assessment (by parents and institutions). NTA strongly believes in quality, efficiency, effectiveness, equity and security of assessments. To practice these values, NTA will constantly engage with its stakeholders, viz. students, parents, teachers, experts and partner institutions.

Contents

1. Introduction	1
2. IIFT MBA(IB) 2023-25 Entrance Examination	3
3. Eligibility Criteria:	5
4. Schedule for Submission of Application Form	7
5. Reservations:.....	8
6. How to apply Online (Application Procedure).....	10
7. E-Admit Card for IIFT MBA(IB) 2023-25.....	16
8. Code of Conduct:.....	17
9. Display of Question Paper, Recorded Responses And Provisional Answer Keys.....	21
10. Declaration of results:	22
11. Re-Evaluation/Re-Checking of result	22
12. Procedure for appearing in Computer Based Test (CBT).....	22
13. Correspondence with NTA	22
14. Query Redressal System (QRS)	23
15. Common Services Centres/Facilitation Centres	23
16. NTA Weeding Out Norms	23
17. Legal Jurisdiction	23
Annexure-I: List of Cities for Centres of IIFT MBA(IB) 2023-25 Examination	24
Annexure-II: List of States/ Union Territories and their Codes	25
Annexure-III: Mode of Payment of Fee and Service/Processing charges & GST	26
Annexure-IV: Common Services Centres/Facilitation Centres	28
Annexure-V: Replica of Application Form.....	29
Annexure-VI: Computer Based Test (CBT)	43
Annexure-VII: Caste Certificate for Scheduled Caste / Tribe Candidate.....	49
Annexure-VIII: Income and Asset certificate to be produced by Economically Weaker Sections	50
Annexure-IX: OBC Non-Creamy Layer (NCL) Certificate Format.....	51
Annexure-X: Certificate regarding physical limitation in an examinee to write.....	53
Annexure-XI: Letter of Undertaking for using Own Scribe	54
Annexure-XII: Self Declaration by The Candidate In Lieu Of Category Certificate.....	55
Annexure-XIII: Format of The Certificate For The Candidates Under Persons With Benchmark Disability Category (Pwbd)	56

IMPORTANT INFORMATION AND DATES AT A GLANCE

(Please refer to Information Bulletin for details)

1. Dates, Fee details and Application Procedure:

Online Submission of Application Form		30.09.2022 to 14.11.2022 (Upto 05:00 PM)
Last date of successful transaction of feethrough Credit Card / Debit Card / Net-Banking / UPI		14.11.2022 (Upto 11:50 PM)
Fee Payable by Candidate	General/General-EWS / OBC-NCL*/ Wards of Kashmiri Migrants and Kashmiri Pandits / Kashmiri Hindu Families (Non-Migrants) living in Kashmir Valley	Rs. 2500/-
	SC/ST/PwD/Third Gender	Rs. 1250/-
	For Foreign Nationals/NRIs	US\$ 200 / Rs. 15,000/-
	Processing charges & Goods and Services Tax (GST) are to be paid by the candidate, as applicable	
Correction in Particulars of Application Form on website only		16.11.2022 to 20.11.2022
Downloading of Admit Cards		Will be announced later on NTA website.
Date of Examination		18.12.2022(Sunday)
Duration of Examination		120 minutes (02 hours)
Timing of Examination		10.00 am to 12.00 noon
Centre and Date of IIFT MBA(IB) Examination		As indicated on Admit Card
Display of Recorded Responses and Answer Keys		To be announced later, on NTA website
Important Website(s)		www.nta.ac.in , https://iift.nta.nic.in , www.iift.ac.in
Declaration of Result on NTA website		To be announced later on NTA website.

*OBC (Other Backward Classes)-NCL (Non-Creamy Layer) as per the central list of Other Backward Classes available on website of National Commission for Backward Classes, www.ncbc.nic.in. The candidates falling in this list may mention OBC in the Category Column.

State list OBC Candidates who are not in OBC-NCL (Central List) must not choose OBC-NCL.

- Candidates can apply for **IIFT MBA(IB) 2023-25** through “Online” mode only.
- Submission of Online Application Form may be done through NTA website <https://iift.nta.nic.in>. **The Application Form in any other mode will not be accepted.**
- Only one application is to be submitted by a candidate.**
- Candidates must follow the instructions strictly as given in the Information Bulletin and

on NTA website. Candidates not complying with the instructions shall be summarily disqualified.

6. Candidates must ensure that E-mail Address and Mobile Number provided **in the Online Application Form are their own** as all information/ communication will be sent by NTA through e-mail on the **registered e-mail address or SMS on registered Mobile Number only.**

7. **Instructions for filling Online Application Form:**

- ❖ Download Information Bulletin and Replica of Application Form. Read these carefully to ensure your eligibility.

- ❖ **Follow the steps given below to Apply Online:**

Step-1: Apply for Online Registration using unique Email ID and Mobile No.

Step-2: Fill in the Online Application Form and note down the system generated Application No.

Upload scanned images of Candidate's Photograph (file size: 10 kb - 200 kb), Candidate's Signature (file size: 4kb - 30kb) and Copy of Certificate indicating Category and/or Subcategory, as applicable.

(PwD) (file size: 50kb -300kb). All documents uploaded should be in PDF.

Step-3: Pay fee using ICICI Payment Gateway through Debit Card / CreditCard / Net Banking / UPI and keep proof of fee paid. In case the Confirmation Page is not generated after payment of fee then the transaction is cancelled, and amount will be refunded to the candidate's account. However, the candidate has to make another transaction, in case the Confirmation Page is not generated.

- ❖ Download save and print copies of Confirmation Page after successful remittance of fee and keep copies safely for future reference.

- ❖ **All the 3 Steps can be done together or at separate times.**

8. Candidates are also requested to download and install the SANDES application as a secondary channel to receive time-to-time notifications from NTA.

SANDES APP can be downloaded and installed system-generated Mobile Device as follows:

- Visit the Google Play Store on your Mobile Device.
- Search for the "SANDES App" in the search bar.
- It then displays the app in the play store.
- Click on Install, and then the app gets downloaded into your mobile.
- Now, mobile users can enjoy the services of the Sandes Mobile App.

Candidates are advised to visit the NTA website and check their e-mails regularly for latest updates.

9. Candidate shall appear at their own cost at the Examination Centre on Date indicated on their Admit Card issued by the NTA.
10. Any request for change of the Examination Centre provided on the Admit Card shall not be considered under any circumstances.

Note:

1. *The final submission of Online Application Form will remain incomplete if Step-3 is not*

completed. Such forms will stand rejected and no correspondence on this account will be entertained.

2. *No request for refund of fee once remitted by the candidate will be entertained by NTA under any circumstances.*
3. *The entire application process of IIFT MBA(IB) 2023-25 is online, including uploading of scanned images, Payment of Fees, and Printing of Confirmation Page. **Therefore, candidates are not required to send/submit any document(s) including Confirmation Page to NTA through Post/ Fax/ by Hand/E-mail.***

Candidates are NOT allowed to carry Instrument, Geometry or Pencil box, Handbag, Purse, any kind of Paper/ Stationery/ Textual material (printed or written material), Eatables (loose or packed), Mobile Phone/ Ear Phone/ Microphone/ Pager, Calculator, DocuPen, Slide Rules, Log Tables, Camera, Tape Recorder, Electronic Watches with facilities of calculator, any metallic item or electronic gadgets/ devices in the Examination Hall/Room. Diabetic students are allowed to carry eatables like sugar tablets/fruits (like banana/apple/orange) and transparent water bottle to the Examination Hall. However, they will not be allowed to carry packed foods like chocolates/candy/sandwich etc.

DISCLAIMER

1. **Candidates are advised to read the Information Bulletin carefully and go through the instructions regarding filling of Online Application Form given on IIFT MBA(IB) 2023-25 website www.nta.ac.in, <https://iift.nta.nic.in/> before starting online registration.**
2. **Candidate should ensure that all information entered during the online registration process is correct.**
3. **Online information provided by candidates like name of candidate, contact/ address details, category, PwD status, educational qualification details, date of birth, etc will be treated as correct/final. Any request for change in information after the closure of correction period will not be considered by NTA under any circumstances.**
4. **NTA disclaims any liability that may arise to a candidate(s) due to incorrect information provided by the candidate(s) during application process.**
5. **NTA does not edit /modify/alter any information entered by the candidates after completion of application process under any circumstances. Any request for change in information thereafter will not be entertained. Therefore, candidates are advised to exercise utmost caution for filling up correct details in the Application**

Usage of Data and Information:

NTA can use the data provided by the End User (test taker in this case) for internal purpose(s) including training, research and development, analysis and other permissible purpose(s).

INFORMATION BULLETIN
Master of Business Administration (International Business)
IIFT MBA (IB) 2023-25

1. Introduction

1.1. About National Testing Agency (NTA)

The Ministry of Education, Government of India (GoI), has established **National Testing Agency (NTA)** as an independent, autonomous and self-sustained premier organization under the Societies Registration Act, 1860, registered as a self-reliant and self-sustained premier testing organization.

The objectives, inter alia, include:

- (i) To conduct efficient, transparent and international standard tests in order to assess the competency of candidates for admission.
- (ii) To undertake research on educational, professional and testing system to identify gaps in the knowledge systems and take steps for bridging them.
- (iii) To produce and disseminate information and research on education and professional development standards.

1.2. About Indian Institute of Foreign Trade

The Indian Institute of Foreign Trade (IIFT) was established in 1963 as an autonomous body under the Ministry of Commerce & Industry to contribute in the skill building for the external trade sector of India. It has come a long way to successfully develop into a unique institution involved in imparting knowledge through research and training in international business and trade. The Institute was granted “Deemed to be University” status in 2002. ***The Institute was granted the prestigious AACSB Accreditation on 17th November, 2021. With this the IIFT figures amongst 900+ Business School of the world which have earned this accreditation.*** The National Assessment and Accreditation Council (NAAC) has recognized IIFT as Grade ‘A’ Institution in 2005 as well as in 2015.

MBA (International Business), flagship programme of IIFT, is a six-trimester general management programme with a focus on International Business for developing a competent cadre of business executives to meet the country's growing requirements for trained personnel in the field of International Business Management.

1.3. Objectives of IIFT MBA(IB) 2023-25

The MBA(IB) aims at imparting professional education and training in modern management techniques for handling international business operations in a highly dynamic and competitive environment. The specific objectives of the Programme are:

- To familiarize the participants on the fundamental concepts of management
- To expose the participants to the challenges in the emerging competitive business environment in an increasingly globalized world
- To relate the management concepts to business situations and help the participants to develop analytical and decision skills so as to evolve effective national and international business strategy.
- To develop socially responsive managers for International business and help in shaping up their personality.
- To equip for career opportunities in International Business

The Programme aims at providing a comprehensive coverage incorporating all the important subject areas and disciplines relevant to international business. Equal emphasis has been placed on the quantitative and analytical approach to the study of International Business Management. It also attempts to provide comparative perspectives in many facets of International Business by covering methods of doing business as well as trade and business practices, procedures and documentation in other countries. Besides, effective use of computers and modern information technology is made in pedagogy.

It is a six-trimester residential general management programme available at the Institute's campuses at Delhi and Kolkata. Detailed prospectus indicating the number of seats available, course structure, tuition fees, placement facilities, etc are available on the Institute's website www.iift.ac.in. Candidates are advised to visit the above mentioned website to have an overview of the course.

1.4. MODE OF ADMISSION

Admission to the course is:

- ❖ On the basis of Computer Based Test, Group Discussion(GD)/Extempore, Writing Skills Assessment and Personal Interview(PI).
- ❖ Those candidates short listed from the Computer Based Test, will be called for Writing Skills Assessment, Group Discussion and Interview to be held in March / April 2023 at Ahmedabad, Bengaluru, Chennai, Delhi, Hyderabad, Kolkata, Lucknow and Mumbai. The Institute reserves the right to add/delete any centre, if required.
- ❖ Selection criteria for shortlisting of candidates for GD/PI and final selection to MBA(IB) Programme at IIFT is available at www.iift.edu.
- ❖ The Institute reserves the right to change the mode of admission in the event of specific reasons.

1.5. Role of NTA:

The responsibility of NTA is limited to inviting online applications for the test, conduct of the entrance test and declaration of result.

1.6. General Information:

Entrance exam for admission to IIFT-MBA (IB) 2023-25 will be conducted as per the regulations of IIFT.

Merely appearing and qualifying in the entrance test does not confer any right to the candidate for admission to the course. The selection and admission to the course is subject to fulfilling the admission criteria, eligibility and such other criteria as may be prescribed by the IIFT.

Applications of candidates submitting false and fabricated information will be rejected and such candidates will be further debarred from appearing in any examination conducted by NTA. Such candidates will be prosecuted under applicable laws for criminal offence and suitably punished.

Incomplete applications and application not in accordance with the instructions are liable to be rejected without any further intimation.

Exam fee once paid will not be refunded. Fee will neither be carried forward to a future exam nor refunded.

Applications once submitted cannot be withdrawn. Candidates must note that mere deduction of fee from the bank account is not proof of fee payment. The payment should be supported by fee payment and generation of Confirmation Page.

Instructions in the Information Bulletin may change /be updated based on the decisions taken by NTA and other authorities from time to time. Candidates are advised to regularly check the website <https://iift.nta.nic.in> for any further and updated information.

NTA reserves the right to withdraw permission granted inadvertently to any candidate who is not eligible to appear in the exam even though admit card have been issued by NTA.

Candidate's admission to the test is purely provisional and is subject to fulfilment of eligibility criteria prescribed

In case of any ambiguity in interpretation of any of the instructions, terms, rules, criteria regarding determination of eligibility / conduct of examination / registration of candidates / information contained in bulletin / prospectus, interpretation of IIFT/NTA shall be final and binding.

2. IIFT MBA(IB) 2023-25 Entrance Examination

IIFT has entrusted the task of conducting the IIFT-MBA(IB) 2023-25 to NTA. Accordingly, IIFT MBA(IB) 2023-25 Examination would be conducted by NTA on 18.12.2022 at selected Cities spread across the country given at **Annexure- I**.

2.1. Mode of Examination:

IIFT MBA(IB)-2023-25 will be conducted in English Medium in “Computer Based Test (CBT)” mode only.

2.2. Pattern of Examination:

EXAMINATION PATTERN							
Date of Examination	18.12.2022(Sunday)						
Duration of the test	2 hours (120 minutes). From 10:00 am to 12:00 noon						
Medium of Question Paper	The medium of Examination will be English.						
Mode of conducting test	Computer Based Test						
Type of Questions	Multiple choice Questions-Objective type						
Pattern of exam	<table><tr><td rowspan="4">Subjects</td><td>Quantitative Analysis</td></tr><tr><td>Reading Comprehension and Verbal Ability</td></tr><tr><td>Data Interpretation and Logical Reasoning</td></tr><tr><td>General Awareness</td></tr></table>		Subjects	Quantitative Analysis	Reading Comprehension and Verbal Ability	Data Interpretation and Logical Reasoning	General Awareness
Subjects	Quantitative Analysis						
	Reading Comprehension and Verbal Ability						
	Data Interpretation and Logical Reasoning						
	General Awareness						

2.3. Examination Centers - Cities:

The City of Examination Centres where the test shall be conducted are given at **Annexure-I. It is mandatory for candidates to select four cities of their choice while filling Online Application Form of IIFT MBA(IB) 2023-25.** Effort will be made to allot Centre of examination to the candidates in order of the City choice opted by them in their Application Form. However, due to administrative reasons, a different city of nearby area may be allotted, especially if a city has not been opted by a minimum number (say 200) of candidates.

2.4. Important Timing of Examination:

Date of Examination	18.12.2022
Timing of Examination	10:00 am to 12:00 noon
Duration of Examination	2 hours (without break)
Entry into the Examination Centre*	08:00 am to 09:30 am
Last entry to the exam centre	09:30 am
Sitting on the seat in the Examination Hall	09:45 am
Instructions by the invigilators	09:45 am to 09:50 am
Candidates login to read instructions	09:50 am
Test Commences	10:00 am
Test Concludes	12:00 Noon

****Candidates are advised to report at the Examination Centre, at the time mentioned in their respective admit cards. Candidates will not be permitted to enter into the Examination Centre after 09:30 am. the candidates will not be permitted to leave the examination hall before the close of the exam.***

3. Eligibility Criteria:

3.1. For General / Reserved Category Candidates:

- Recognized Bachelor's degree of minimum 3 years duration in any discipline with minimum 50% marks [45% in case of the candidates belonging to Scheduled Caste (SC), Scheduled Tribe (ST) and Persons with Disability (PwD) categories] (worked out on the basis of aggregate marks obtained in all the papers)
- Candidates appearing for a qualifying examination can also apply subject to submission of proof of requisite qualification by 7th October 2023.
- There is no age limit for appearing in this examination.

Admission of any candidate who joins the programme on provisional basis but fails to obtain minimum percentage in the bachelor's degree examination will be automatically cancelled forthwith. Such candidates should immediately inform the Institute on declaration of their results. Admission of candidates who do not inform the Institute of such a situation will automatically stand cancelled on the 7th October 2023. No request for extension of time for re-evaluation, etc. will be entertained.

3.2. For Foreign Nationals/NRI Candidates:

- Recognized Bachelor's degree of minimum 3 years duration with minimum 50% marks.
- Candidates appearing for a qualifying examination can also apply subject to submission of proof of requisite qualification by 7th October 2023.
- In order to qualify as an international candidate for the purpose of applying to IIFT entrance exam, a candidate should have been (expected to be) resident outside India for a period of not less than 18 months as on 31st December 2022 and be outside India during the IIFT examination window. The Indian

nationals who are living, working, studying abroad should produce with the application a certificate from the Indian Embassy / High Commission /Consulate of the country where the candidate is currently based, stating that the candidate has been resident in that country continuously for a period of not less than 18 months as on 31st December 2022.

- Foreign Nationals need to have a valid passport/travel document from a country other than India. The Foreign Nationals/ NRI who are present in India at the time of IIFT entrance test are required to take the entrance examination.
- The candidate should produce Graduate Management Aptitude Test (GMAT) score which should be received by the Institute latest by 15 March 2023. GMAT taken **before 1st January 2021** is not valid.
- If the candidate has appeared for any MBA entrance examination for the academic year 2023-24 in India such as CAT /XAT /IIFT etc., he /she is not eligible to apply as Foreign Nationals/NRI Candidate. Candidates are required to give the undertaking for the same
- NRI-Sponsored candidates and Children of NRIs are not considered under this category.
- Applications of Foreign Nationals under Self-financing Scheme should be routed through the Ministry of External Affairs/Ministry of Education, Government of India and should be received by the Institute latest by 15 March 2023. They must send a copy of their valid GMAT score with the application.

3.3. Mode of Admission for Foreign Nationals/NRI Candidates

- A separate on-line window for NRIs/Foreign nationals only will be opened from 15.01.2023 to 15.03.2023, for submission of their application. NRIs/Foreign nationals may submit their applications and pay the fee on-line during that period. They are advised to be in touch with the website of NTA/IIFT for the dates of opening of the portal for submission of their application forms.
- The admission of candidates under this category is on the basis of GMAT score and personal interview. They need not appear in the entrance exam, unless they are present in India, at the time of the IIFT entrance exam.
- Shortlisted candidate would be required to undergo a Personal Interview at IIFT campus. Candidates called for this will have to make their own travel arrangements. In case they are not able to be physically present, they would be interviewed, in the online mode.

3.4. Documents to be Submitted Along with Application Form (For NRIs and Foreign Nationals only)

- Filled in CV Form.
- Copy of latest GMAT score certificate.
- Attested copy of all academic mark-sheets/certificates (Class X, XII & Graduation).
- Copy of all Passport pages having official entries.
- An undertaking that the candidate **has not applied** for any MBA entrance examination for the academic year 2023-24 examination such as CAT/XAT/IIFT etc.
- Two letters of recommendation(s), preferably, one of these should be written by a current supervisor or manager. The second one should be from someone who is in a position to evaluate the applicant's professional performance as well as his / her managerial and leadership potential. No letter of recommendation should be written by immediate family members, e.g. parents, grandparents, siblings or spouse.
- The Indian nationals who are living, working, studying abroad should produce with application a certificate from the Indian Embassy / High Commission / Consulate of the country where the candidate is currently based, stating that the candidate has been resident in that country continuously for a period of not less than 18 months as on 31st December 2022.

4. Schedule for Submission of Application Form

Online Submission of Application Form		30.09.2022 to 14.11.2022 (Upto 05:00 PM)
Last date of successful transaction of fee through Credit Card / Debit Card / Net-Banking / UPI		14.11.2022 (Upto 11:50 PM)
Fee Payable by Candidate	General/General-EWS / OBC-NCL* Wards of Kashmiri Migrants and Kashmiri Pandits / Kashmiri Hindu Families (Non-Migrants) living in Kashmir Valley	Rs. 2500/-
	SC/ST/PwD/Third Gender	Rs. 1250/-
	For Foreign Nationals/NRIs	US\$ 200 / Rs. 15,000/-
	Processing charges & Goods and Services Tax (GST) are to be paid by the candidate, as applicable	
Correction in Particulars of Application Form on website only		16.11.2022 to 20.11.2022
Downloading of Admit Cards		Will be announced later on NTA website.
Date of Examination		18.12.2022(Sunday)
Duration of Examination		120 minutes (02 hours)
Timing of Examination		10:00 AM to 12:00 NOON
Centre and Date of IIFT MBA(IB) Examination		As indicated on Admit Card
Display of Recorded Responses and Answer Keys		To be announced later on NTA website
Important Website(s)		www.nta.ac.in , https://iift.nta.nic.in , www.iift.ac.in
Declaration of Result on NTA website		To be announced later on NTA website.

- (i) Details of how to remit fee are given at **Annexure- III**.
- (ii) After completing Step-1 and Step-2 of Online Application Form, candidates may remit the examination fee (Step-3).
- (iii) Print the Confirmation Page of Online Application Form after completion of Step-3 of fee payment.
- (iv) **Candidates must keep with them as proof of remittance of fee - transaction slip in case of payment through Debit/Credit Card and Net Banking.**
- (v) No fee will be accepted by NTA in any other mode i.e. Demand Draft /Cheque/Cash/ IPO/Money Order etc.
- (vi) **Without completing Step-2 of Online Application Form and further payment of fee details as per Step-3, final submission of Online Application Form will remain incomplete and unsuccessful. Such an Online Application Form would stand rejected and no correspondence on this account will be entertained.**
- (vii) No request for refund of fee once remitted by the candidate will be entertained by NTA under any circumstances.
- (viii) The entire application process of **IIFT MBA(IB) 2023-25** is online, including uploading of scanned images, Payment of Fees, and Printing of Confirmation Page. **Therefore, candidates are NOT REQUIRED TO SEND/SUBMIT any document(s) including Confirmation Page to NTA through Post/ Fax/ By Hand/E-mail.**

5. Reservations:

Reservation of seats in IIFT for the MBA (IB) 2023-25 course are as per the GOI guidelines. Currently, seats are reserved as follows:

- i. 15% of the seats are reserved for the category Scheduled Caste (SC),
- ii. 7.5% for the category Scheduled Tribe (ST) and
- iii. 27% for the category Other Backward Classes belonging to the “Non Creamy layer” (OBC-NCL).
- iv. 10% of the seats are reserved for Category General-Economically Weaker Section (GEN-EWS),
- v. Each category will have 5% reservations for Persons with Disabilities (PwD) as defined in The Rights of Persons with Disabilities Act, 2016 (RPwD Act 2016) quoted below.

Note: Other Backward Classes – Non-Creamy Layer (OBC–NCL) are as per the Central list of Other Backward Classes available on National Commission for Backward Classes (NCBC), Government of India website www.ncbc.nic.in Thus, the candidates falling in this list may mention OBC in the Category Column. State list OBCCandidates who are not in OBC-NCL (Central List) must not choose OBC- NCL.

It has been decided by IIFT to reserve one seat for the wards of Kashmiri Migrants and Kashmiri Pandits / Kashmiri Hindu Families (Non-Migrants) living in Kashmir Valley, in the MBA(International Business) course of IIFT, in accordance with Govt. guidelines. Such candidates are eligible for relaxation in cut-off percentage upto 10% subject to minimum eligibility requirement.

Domicile requirement is waived for Kashmiri migrants only. Kashmiri Pandits /Kashmiri Hindu Families (Non-Migrants) living in Kashmiri Valley are required to upload their domicile certificate, online, while applying, in the space provided for uploading Category Certificate. Kashmiri migrants are required to upload the migration certificate, while applying, in the space provided for uploading Category Certificate.

In addition to the above, 10 seats are reserved at Delhi campus for Foreign nationals and NRIs, on supernumerary basis.

Provision for Persons with Benchmark Disability (PwBD) Candidates:

Provisions relating to Persons with Disability (PwD):

As per Section 2(t) of the RPwD Act, “Persons with Disability (PwD)” means a person with long-term physical, mental, intellectual, or sensory impairment which, in interaction with barriers, hinders his full and effective participation in society equally with others.

According to Section 2(r) of the RPwD Act, 2016, “persons with benchmark disabilities” means a person with not less than forty percent (40%) of a specified disability where specified disability has not been defined in measurable terms and includes a person with disability where specified disability has been defined in measurable terms, as certified by the certifying authority.

Notes:

Facilities for PwD candidates to appear in the exam

As per the guidelines issued by the Department of Empowerment of Persons with Disabilities (Divyangjan) under the Ministry of Social Justice and Empowerment issued from time to time on the subject: “Written Examination for Persons with Benchmark Disabilities”, A candidate with one of the benchmark disabilities [as defined in Section 2(r) of RPwD Act, 2016], holding a Disability Certificate in the format prescribed in **Annexure-XIII**, is entitled to the following facilities:

- a. Scribe shall be given, if so desired by a person with benchmark disabilities in the category of blindness, locomotor disability (Both Arms affected-BA) and cerebral palsy
- b. The facility of Scribe, in case he/she has a physical limitation and a scribe is essential to write the examination on his/her behalf, being so certified in the aforesaid format by a CMO/Civil Surgeon/ Medical Superintendent of a Government Health Care Institution, will be provided.
- c. Compensatory time of not less than 20 minutes per hour of examination will be provided. If the examination is of 03 hours duration, the compensatory time shall be 01 hour. In case the duration of the examination is less or more than 03 hours, the compensatory time shall be on pro rata basis. The compensatory time will be given to a candidate with benchmark disabilities, whether such candidate uses the facility of Scribe or not.

Services of a Scribe

As per the office memorandum of the Ministry of Social Justice and Empowerment (Reference: F. No. 34-02/2015-DD-III dated August 29, 2018), the PwD candidates who are visually impaired OR dyslexic (severe) OR have a disability in the upper limbs OR have lost fingers/hands thereby preventing them from properly operating the Computer Based Test platform may avail the services of a scribe (amanuensis).

The scribe will help the Candidate in reading the questions and/or keying in the answers as per the directions of the Candidate.

A scribe will NEITHER explain the questions NOR suggest any solutions.

PwBD candidates who desire to avail the services of a scribe need to opt for this during the online registration.

A copy of the PwBD certificate must be uploaded at the time of online registration. The formats for the PwBD certificate are given in Annexure-XIII.

It is to be noted that the Scribe will be provided by the National Testing Agency. However, the candidate is also permitted to bring his/her own scribe, if he so chooses.

If it is found at any stage that a candidate has availed the services of a scribe and/or availed the compensatory time, but does not possess the extent of disability that warrants the use of a scribe and/or grant of compensatory time, the candidate will be excluded from the process of evaluation, ranking, counseling, and admission. In case such a candidate has already been admitted to any Institution, the admission of the candidate will be cancelled.

Candidates are advised to go through the Public Notice No. No.NTA/Exam/PwD/Scribe/2022 dated 11.09.2022 on the NTA website www.nta.ac.in in this regard.

The NTA does not guarantee any change in the category or sub-category (PwBD status) after the submission of the Online Application Form, and in any case, no change will be entertained by NTA after the declaration of NTA Score for the Exam. Therefore, the candidates are advised to fill in the category/sub-category column very carefully.

Note:

1. The minimum degree of disability should be 40% (Benchmark Disability) in order to be eligible for availing reservation for persons with specified disability.
2. The extent of "specified disability" in a person shall be assessed in accordance with the "Guidelines for the purpose of assessing the extent of specified disability in a person included under the Rights of Persons with Disabilities Act, 2016 (49 of 2016)" notified in the Gazette of India by the Ministry of Social Justice and Empowerment [Department of Empowerment of Persons with Disabilities (Divyangjan)] on 4 January 2018.
3. No change in the category will be entertained later.

Candidates must note that the benefit of reservation will be given to them subject to verification of documents. If it is discovered at any stage that a candidate has used a false/fake/incorrect document, or has furnished false, incorrect, or incomplete information, in order to avail the benefit of reservation, then such a candidate shall be excluded from all admission processes. In case such a candidate has already been given admission, the admission shall stand cancelled.

6. How to apply Online (Application Procedure)

(Please see Replica of Application Form at Annexure- V)

To avoid any kind of inconvenience or last-minute rush or unforeseen difficulties, candidates are advised to submit Online Application Form without waiting for the last date. NTA will not be responsible for network problems or any other problem of this nature in submission of online application during the last day.

6.1. Instructions for filling Online Application Form:

- ❖ Log on to NTA website <https://iift.nta.nic.in> and click on the "Apply Online" button under Indian Institute of Foreign Trade IIFT MBA(IB) 2023-25
- ❖ Download [Information Bulletin](#) and [Replica of Application Form](#). Read these

carefully to ensure your eligibility and acquaint yourself with the requirements for submission of Online Application Form.

Step-1: Apply for Online Registration using unique Email ID and Mobile No.

Step-2: Complete Online Application Form and **note down the system generated Application No.** Upload scanned images of Candidate's Photograph, Signature and category/sub category certificates or PwD certificate if applicable in PDF.

Step-3: Make payment of fee through ICICI Payment Gateway (Debit/Credit Card or Net Banking/UPI) and keep proof of fee paid.

- ❖ Download save and print copy of Confirmation Page after successful remittance of fee for your record and future reference.
- ❖ For submission of Online Application Form, Steps 1 to 3 must be completed. All Steps are mandatory.
- ❖ The final submission of Online Application Form will remain incomplete if step 2 and step 3 are not followed through. Such Online Application Forms would stand rejected and no correspondence on this account will be entertained.
- ❖ Candidate will get Application Number and One Time Password (OTP) message through e-mail and SMS for submission of Online Application Form. (Future Login will be allowed only with the Application Number and Password, so these must be preserved)
- ❖ Download, save and print four copies of the Confirmation Page for your record and future reference.

Step I: Registration Page

Fill in the basic information and note down the system-generated Application No.

- I. Candidate's Name/ Mother's Name/ Father's Name as given in the Secondary School Examination or equivalent Board/ University Certificate.
- II. Date of Birth in dd/mm/yyyy format as recorded in Secondary School Examination or equivalent Board/ University certificate.
- III. Mobile Number and e-mail Address - Candidates must provide own Mobile Number and e-mail address. They should also maintain the same mobile number and email ID till the entire admission process is over.

Note: Only one e-mail address and one Mobile Number are valid for one application

Step II: Fill in the complete Application Form

1. The application particulars entered can be **edited before final submission** of the Application Form.
2. Once finally submitted, particulars in certain specific fields may be changed only during correction window. After that no communication in this regard would be entertained.
3. **All the steps for submission of Online Application Form, Uploading of Candidate's photograph, Candidate's signature, Category Certificate (if applicable), Payment of fee and Printing of Confirmation Page can also be done separately.**
4. Facility of submission of Online Application Form, uploading of photograph, signatures, Category Certificate (if applicable), payment of fee and printing of the Confirmation Page will be deactivated as per schedule for submission of Application Form. Hence, candidates are required to complete the process within the prescribed schedule.
5. Candidates are not required to send/ submit hard copy of Confirmation page to NTA office. However, the candidates are advised to retain the hard copy of the Confirmation Page, and a proof of fee submitted for future need.
6. Registration will be treated as complete only if the fee has been transacted successfully, else the form will be cancelled.
7. **Other Backward Classes (OBC)- Non Creamy Layer is as per the central list of Other Backward Classes available on the website of National Commission for Backward Classes (NCBC), Government of India, i.e. www.ncbc.nic.in. Thus, the candidates falling in this list may mention OBC in the Category Column. State list OBC Candidates who are not in OBC-NCL (Central List) must not choose OBC-NCL.**
8. Gender- Provide Candidate's gender as recorded in the Type of Identification viz. Bank A/c Number/ Passport Number/ Ration Card/ Other Govt ID.
9. Provide complete postal address with PIN Code (Mailing Address as well as Permanent Address) for further correspondence. PIN code of Correspondence Address should be given in the space provided for this purpose.

(Note: The NTA shall not be responsible for any delay/loss in postal transit or for an incorrect Correspondence address given by the Applicant in the Application Form.)
10. **Choice of Cities for Examination Centres:** The candidate should select **any four cities** of their choice for examination of IIFT MBA(IB) 2023-25 given at Annexure-I.
- 11 **Under no circumstances the choice of cities for Centre filled in the Application Form shall be changed by the NTA.**

Step III: Uploading of scanned images

(i) Candidate's Photograph: to be uploaded

- The photograph must be taken on or after 01-08-2022 **preferably** indicating clearly the name of candidate along with the date of taking the photograph. Photograph should not be with cap or goggles.
- Spectacles are allowed only if being used regularly.
- Polaroid and Computer generated photos are not acceptable.
- Applications not complying with these instructions or with unclear photographs are liable to be rejected.
- Application without photograph shall be rejected.
- The photograph need not be attested. Candidates are advised to take 6 to 8 passport size coloured photographs with white background.
- Candidates may please note that if it is found that photograph uploaded is fabricated i.e. de-shaped or seems to be hand-made or computer made, the form of the candidate will be rejected and the same would be considered as using Unfair means and the candidate would be dealt with accordingly.

Note: Same Passport size photograph is to be used for uploading with Online Application Form and for pasting on Attendance Sheet at the Examination Centre.

The candidate should scan his/her passport size photograph for uploading. File size must be between 10 kb to 200 kb.

(ii) Candidate's Signature: to be uploaded

- The candidate should put his full signature in running hand writing on white paper with Black Ink pen and scan for uploading.
- File size must be between 4 kb to 30 kb.
- Writing full name in Capital letters would not be accepted as signature and the Application Form would be rejected.
- Further, in case signature is not uploaded, the Application Form will be rejected.

Note: Candidate must ensure that the uploaded images are clear and focused on the face.

Candidate must also upload category certificates, PwD certificates if applicable.

Step IV: Payment of Fee and Status of receipt of Online Application Form with Fee:

The final Confirmation of payment of Fee and the receipt of online transaction will be displayed in the Confirmation Page of IIFT MBA(IB) 2023-25. The candidature of the candidate, whose fees has not been received upto the prescribed last date, will not be considered for the examination.

In case the candidate has paid the fee but is still not able to download the Confirmation Page, the candidate should approach the Help Line between 10.00 am and 5.00 pm during the period from **30.09.2022 to 14.11.2022** with the following documents for correction and considering his/her candidature for the examination.

- (i) Proof of fee paid (Photocopy of transaction slip of fees paid through Debit/Credit Card and Net Banking). In case, the fee has not been remitted within the prescribed last date, the application would be treated as incomplete/unsuccessful and it shall not be considered.
- (ii) Candidates are advised to keep visiting the NTA website regularly for latest updates.
Candidates should check their mailbox at the given email IDs and SMS in their registered Mobile Number for latest updates and information.

6.2. Check List for filling the Online Application Form:

The candidates are advised to ensure the following points before submitting the Online Application Forms:

- (i) Whether they fulfil the eligibility conditions for the Test as prescribed under the heading '**Conditions of Eligibility**'.
- (ii) That they have selected their **category** viz General/General-EWS/OBC (Non-Creamy Layer)/SC/ST/PwD/ Third Gender option, in the relevant column correctly.
- (iii) That they have filled their **City of examination** in the relevant column correctly.
- (iv) That the Person with Disability (PwD) candidate has filled the relevant column in the Online Application Form. Only PwD candidates have to fill this column and the others have to leave it blank.
- (v) Whether they have kept a Printout of Application Form (Confirmation Page) for their own record.

6.3. Important Points to Note:

- (i) The candidates, before submitting the Online Application Form, shall ensure their eligibility to appear in the test.
- (ii) The Candidates should fill their complete postal address with PIN Code for further correspondence. **The NTA shall not be held responsible for any loss due to incorrect address given by the applicant in the Online Application Form.**
- (iii) The Candidate must ensure that e-mail address and Mobile Number provided **in the Online Application Form are their own (which cannot be changed later)** as communication will be sent by NTA through **e-mail or SMS**.
- (iv) The Candidate should not give the postal address, Mobile Number or e-mail ID of Coaching Centre in the Online Application Form.
In order to appear in IIFT MBA(IB) 2023-25 Examination, the candidates are required to apply 'online'. **The Application Form other than online mode shall not be accepted. No change will be accepted through offline mode i.e. through fax/application including e-mail etc.**
- (v) Online submission of application may be done by **accessing the NTA official website: <https://iift.nta.nic.in>**
- (vi) **Online Application Form cannot be withdrawn once it is submitted successfully.**
- (vii) Application Form of candidates who do not fulfil the eligibility criteria shall be rejected.
- (viii) A candidate is allowed to submit only one Application Form. If a candidate submits more than one Application Form, the candidature is likely to be cancelled.
- (ix) **Request for change in any particular in the Application Form shall not be entertained under any circumstances.**

Note: *However, a chance may be given to the candidates to correct/modify/edit some of the particular(s) of the application form online only **through correction window**.*

- (x) The Centres (Cities) indicated for the entrance examination by a candidate is only an option. The actual Centre shall be allotted by NTA and it shall be final. No correspondence in this regard shall be entertained. **It is mandatory for candidates to fill all four choices as options.**
- (xi) In case a candidate is found providing incorrect information or the identity is proved to be false at any time in the future, the candidate shall face penal action as per law.
- (xii) The Candidates are not required to send/ submit the confirmation page of Online Application Form to the NTA. However he/she is advised to retain the following documents with them as reference for future correspondence:

- ❖ **Print Out** of the Confirmation Page of Online Application Form.
- ❖ Proof of fee paid
- ❖ Photographs (**same as uploaded on the Online Application Form**) –6 to 8 passport size photographs need to be kept aside.
- ❖ **The name on the valid photo identification card must match with the name as shown on the Admit Card. If the name has been changed due to events such as marriage, candidate must show the relevant document at the time of exam. i.e Marriage Certificate/Divorce/Decree/Legal Name Change Document/ Gazette Notification.**

(xiii) Provision of Reservation for candidates belonging to EWS/OBC(NCL)/SC/ST/PwD will be as per GoI instructions issued from time to time.

6.4. Provision of Aadhaar:

The Aadhaar number is only one of the types of identification and is not mandatory. Candidates may also enter Passport number, PAN Card No. Ration Card number, Bank Account number, Voter ID Card or any other valid Government identity number with photograph.

7. E-Admit Card for IIFT MBA(IB) 2023-25

The E-Admit Card is issued provisionally to the candidates, subject to the fulfilment of the eligibility conditions.

The candidate has to download the Admit Card from the NTA website and appear for the Examination at the given Centre on Date and Time as indicated in their E-Admit Card.

No candidate will be allowed to appear at the examination centre, on Date and Timings other than that allotted to them in their Admit card. In case candidates are unable to download Admit Cards from the website, the candidate should approach the Help Line between 10.00 am and 5.00 pm.

The candidates are advised to read the instructions in the Information Bulletin and on the Admit Card carefully and follow them during the conduct of the examination.

In case of any discrepancy in the particulars of the candidate or his/her photograph and signatures shown in the E-Admit Card and Confirmation Page, the candidate may immediately **approach the Help Line between 10.00 am and 5.00 pm.**

Note:

- a. *Candidate may please note that Admit Cards will not be sent by post.*
- b. *In no case, the duplicate Admit Card for IIFT MBA(IB) 2023-25 would be issued at the Examination Centres.*
- c. *Candidate must not mutilate the Admit Card or change any entry made therein.*

- d. Candidates are advised to preserve their Admit Cards in good condition for future reference.
- e. No Admit Card shall be issued to the candidates whose Applications are found to be incomplete for any reasons (including indistinct/ doubtful photographs/unsigned Applications) or who do not fulfil the eligibility criteria for the examination.
- f. Issue of Admit Cards, however, shall not necessarily mean acceptance of eligibility which shall be further scrutinized at subsequent stages of admission process.

8. Code of Conduct:

(Candidates are advised to go through instructions printed on Admit Card carefully before going for the Examination)

8.1. Items that are permitted to be brought to the Examination Centre

- ❖ Candidates are permitted to bring the following items only to the Test Centre.
- ❖ Print copy of **Admit Card along with the Declaration/Undertaking thereon**, downloaded from NTA website.
- ❖ **One passport size photograph** (same as uploaded on the Online Application Form) should be taken along for pasting on the specific space in the Attendance Sheet at Centre during the Examination.
- ❖ Any one of the **authorized Govt. Photo IDs** (must be original, valid and non-expired) – PAN card/ Driving Licence/ Voter ID/ Passport/ Aadhaar Card (With photograph)/ Aadhaar Enrolment No/ Ration Card). **The name on the photo identification must match with the name as shown on the Admit Card.**

If the name has been changed due to events such as marriage, candidate must show the relevant document at the time of exam. i.e Marriage Certificate/Divorce/Decree/Legal Name Change Document.

- ❖ **PwD certificate** issued by the Competent Authority, if claiming the relaxation under PwD category.
- ❖ Drinking water in a transparent bottle
- ❖ A small bottle of hand sanitiser (50 mg)
- ❖ Face masks and gloves

8.2. Prohibited Materials at the Examination Centre

Candidates are not allowed to carry the following items inside the examination centre under any circumstances. Candidates will be subjected to extensive and compulsory frisking before entering the examination centre with the help of highly sensitive hand held metal detectors.

1. Any stationery item like textual materials (printed or written)., bits of papers, geometry/pencil box, plastic pouch, calculator, Pen scale, writing pad, pen drives, eraser, calculator, log table electronic pen/scanner, DocuPen, slide rules, etc

2. Any communication device such as mobile phone, earphones, microphone, electronic watches with facilities of calculator, blue tooth devices, pager, health band or any other electronic gadget or device etc.
3. Other items like wallet, goggles, handbags, belt, cap etc
4. Any watch/wristwatch, bracelet, camera etc
5. Any ornaments or metallic item
6. Any food items opened or packed etc
7. Any other items which could be used for unfair means, by hiding communication devices like microchip, camera, blue tooth devices etc.

No arrangement will be made at the centre for keeping any articles, /items belonging to the candidates.

Possession of any of the barred items will be considered as use of unfair means and action will be taken against the candidates who are found to be in possession of the same, in accordance with the relevant provisions. His/her candidature will be treated as cancelled and will also be debarred for future examination(s).

No candidate, without the special permission of the Centre Superintendent or the Invigilator concerned, will leave their seat or Examination Room/Hall until the full duration of the paper is over. Candidates must follow the instructions strictly as instructed by the Centre Superintendent/Invigilators. Candidates should not leave the room/hall without dropping them in the drop box, kept at the exit point, in the Room/Hall.

Smoking, chewing gutka, spitting etc. in the Examination Room/Hall is strictly prohibited.

Tea, coffee, cold drinks, snacks or eatables things are not allowed to be taken inside the examination room/hall during examination hours.

Candidates suffering from diabetes are allowed to carry into the examination hall eatables like sugar tablets / fruits (like banana/apple/ orange) and transparent water bottle. However, they will not be allowed to carry packed foods like chocolate/ candy/sandwich etc.

The Candidates, especially those who are carrying the barred items, including the metallic objects such as Kara and Kirpan etc., should report at their respective Examination Centres one and half hour before the gate closing time, for ensuring timely checking/frisking and entry to the Examination Hall.

If upon screening at the Examination Centre, it is discovered that any candidate is actually carrying, within the 'Kara' and 'Kirpan', a suspect device, he/she may be asked not to take it in the Examination Hall (as directed by the Hon'ble Delhi High Court vide its Order dated 03.05.2018).

8.3. Reporting Time and other Important Instructions

- (i) Candidates are also advised to report at the Examination Hall/Room in the Examination Centre at the time indicated on their admit card, so as to complete the frisking and registration formalities well before time.
- (ii) Exam centre gate will be closed 30 minutes prior to the examination.
- (iii) Candidates shall not be permitted to enter in the Examination Centre after 09:30 am.
- (iv) The candidates are advised to read the instructions on the Admit Card carefully and follow them during the conduct of the examination.
- (v) Candidates should take their seat immediately after opening of the Examination Hall. If the candidates do not report in time due to any reason i.e. traffic jam, train/bus delay etc, they are likely to miss some of the general instructions to be announced in the Examination Rooms/Halls. The NTA shall not be responsible for any delay.
- (vi) The candidate must show, on demand, the Admit Card downloaded/printed from the NTA website for admission in the examination room/hall. The Test Centre Staff on duty is authorized to verify the identity of candidates and may take steps to verify and confirm the identify credentials. Candidates are requested to extend their full cooperation. A candidate who does not possess the valid Admit Card shall not be permitted to appear in the examination under any circumstances by the Centre Superintendent.
- (vii) A seat indicating Roll Number will be allotted to each candidate. Candidates should find and sit on their allocated seat only. In case of a candidate who changes room/hall or the seat on his/her own and sits in a room/seat other than the one allotted, candidature shall be cancelled and no plea would be accepted for it.
- (viii) Candidate must sign the attendance sheet at the specified place and also affix his/her photograph on the attendance sheet.
- (ix) Candidate may approach the Centre Superintendent/Invigilator in the room for any technical assistance, first aid emergency or any other information during the course of examination, if required.

For any queries or issues regarding Computer Based Test, the candidates may contact the Helpline Numbers available on NTA website for IIFT MBA(IB) 2023-25 website.

- (x) **For those who are unable to appear on the scheduled date of test for any reason, re-test shall not be held by the NTA under any circumstances.**

8.4. Unfair means

Definition:

Unfair Means practice is an activity that allows a candidate to gain an unfair advantage over other candidates.

It includes, but is not limited to:

- a. Being in possession of any item or article which has been prohibited or can be used for unfair practices including any stationery item, communication device, accessories, eatable items, ornaments, or any other material or information relevant or not relevant to the examination in the paper concerned;
- b. Using someone to write examination (impersonation) or preparing material for copying;
- c. Breaching examination rules or any direction issued by NTA in connection with the exam from time to time;
- d. Assisting other candidates to engage in malpractices, giving or receiving assistance of any kind directly or indirectly or attempting to do so;
- e. Contacting or communicating or trying to do so with any person, other than the Examination Staff, during the examination time in the Examination Centre;
- f. Threatening any of the officials connected with the conduct of the examination or threatening any of the candidates;
- g. Using or attempting to use any other undesirable method or means in connection with the examination;
- h. Manipulation and fabrication of online documents viz. Admit Card, Rank Letter, Self-Declaration, etc.
- i. Providing false/fake/incorrect document, or furnishing false, incorrect, or incomplete information, in order to avail the benefit of reservation;
- j. Forceful entry in /exit from Examination Centre/Hall;
- k. Use or attempted use of any electronic device after entering the Examination Centre;
- l. Affixing/uploading of wrong/morphed photographs/signatures on the Application Form/Admit Card/Pro forma;
- m. Creating obstacles in smooth and fair conduct of the examination.
- n. Availing of the services of a scribe and/or compensatory time, without possessing the extent of disability that warrants the use of a scribe and/or grant of compensatory time;
- o. Any other malpractices declared as Unfair Means by the NTA

Punishment for using Unfair Means practices

During the course of, before, or after the examination if a candidate indulges in any of the above or similar practices, his/her candidature will be cancelled and he/she will be liable to be debarred from taking examination conducted by NTA either permanently or for a specified period according to the nature of the offence.

8.5. Rough Work

All calculations/writing work are to be done only in the rough sheets provided at the Test Centre in the examination Room/Hall. Candidate is required to write his/her roll number and name on all the rough sheets used by him/her. On completion of the test candidates must drop the rough sheets in the drop box, while leaving the exam hall, without fail.

9. Display of Question Paper, Recorded Responses And Provisional Answer Keys

NTA will display the question paper attempted by each candidate, recorded responses and provisional answer keys thereof, of those candidates who appeared in the exam at <https://iift.nta.nic.in>, giving an opportunity to the candidates to challenge any answer key.

For exact date of display of question papers, recorded responses and answer keys, candidates are advised to be in touch with the NTA website. The Answer Keys are likely to be displayed for three days.

Candidates will be given an opportunity to make online challenge, within a specified period, against the provisional Answer Key on payment of non refundable processing fee of Rs.200/- per answer key challenged.

Challenges made by the candidates will be verified by the NTA with the help of panel of subject experts. If found correct, the answer key will be revised accordingly. Based on the revised Final Answer Key, result will be prepared and declared.

The NTA's decision on the challenges shall be final. No grievances/representation with regard to Answer Key(s) after declaration of result will be entertained. No individual candidate will be informed about the acceptance/non-acceptance of his/her challenge.

The NTA will also display the question paper attempted by the candidate for all the candidates on the NTA website prior to declaration of result.

Note: Evaluation criteria

Negative marking will be done to the tune of one third of the marks allotted to a question, for a wrong answer.

If a question for any reason is found to be wrong or none of the options in the question is correct, the benefit of marks will be given to only those candidates who attempted the question.

On examining of the representations by the subject experts, if it is found that more than one option is correct, then marks will be awarded to all those candidates who have attempted any one of the correct options.

10. Declaration of results:

Results will be processed on the basis of the verified answer keys.

Raw marks obtained by the candidates will be converted to NTA score (percentile). NTA score of a candidate indicates the percentage of candidates that has scored EQUAL TO OR BELOW the raw marks secured by the candidate.

The NTA score is calculated as follows:

$$\frac{\text{Total number of candidates who secured raw marks equal to or less than the candidate} \times 100}{\text{Total number of candidates who appeared in the exam}}$$

NTA score is not an aggregate or average of the NTA score of individual Section. NTA score is not the same as percentage of marks obtained. List of shortlisted candidates for the second round of admission process of MBA(IB) 2023-25 will be displayed on IIFT website www.iift.ac.in

Results will be hosted on the website of NTA. A score card of the candidate will also be hosted on the NTA website.

11. Re-Evaluation/Re-Checking of result

There shall be no re-evaluation/re-checking of result. No correspondence in this regard shall be entertained.

12. Procedure for appearing in Computer Based Test (CBT)

Process has been explained at Annexure-VI.

13. Correspondence with NTA

All the correspondence should preferably be addressed by e-mail at iiftmba-ib@nta.ac.in. The email query shall be addressed only if it is not anonymous and contains the name, application number and contact number of the sender. An email containing vague or general queries and other queries as contained in the Information Bulletin shall not be entertained. Queries shall not be entertained from person claiming to be representatives, associates or officiates of the applicant candidate. The following information shall not be revealed by phone or email:

- a. Internal documentation/status.
- b. Internal decision-making process of NTA. Any claim/counter claim thereof.
- c. Dates & venue of internal meetings or name of the staff/officers dealing with it.
- d. Any information which cannot be revealed in the opinion of NTA.

14. Query Redressal System (QRS)

National Testing Agency (NTA) has established a Query Redressal System (QRS), an online web-enabled system developed by NTA. QRS is the platform based on web technology which primarily aims to enable submission of queries/grievances by the Registered Candidate(s) of IIFT MBA(IB) 2023-25 Examination with (24x7) facility for speedy and favourable redressal of the queries/grievances. A Unique Registration Number will be generated for tracking the status of the queries/grievances.

The Registered Candidate(s) are advised to use the online facility for speedy and favourable response before mailing their queries on the official email id of IIFT MBA(IB) 2023-25 i.e. iiftmba-ib@nta.ac.in.

Help Line numbers of NTA:

011 4075 9000, Help Desk will be open from 10.00 am to 5.00 pm.

However, after declaration of result, candidates have to contact to IIFT only on 011-39147213 (Direct) / 011-39147200 – 205 (PBX) or e-mail on admission@iift.edu

Candidates are advised to indicate the application Number and mobile number in all correspondence with NTA or IIFT.

15. Common Services Centres/Facilitation Centres

Candidates who are not well conversant and submitting face difficulties in the online application due to various constraints, can use the services of Common Services Centre, Ministry of Electronics and Information Technology, Government of India under the Digital India initiatives of Hon'ble Prime Minister. The Common Services Centre (CSC) scheme is a part of the ambitious National e-Governance Plan (NeGP) of Government of India and is managed at each village panchayat level by a Village level Entrepreneur (VLE).

There are more than 1.5 lakhs Common Services Centres (CSC) across the country which will provide the desired support to candidates from urban as well as rural areas in online submission of application form and payment of fee through e-wallet. The list of the Common Services Centre is available on website: www.csc.gov.in.

16. NTA Weeding Out Norms

The records of IIFT MBA(IB) 2023-25 would be retained up to 90 days from the Date of declaration of Result of the Examination.

17. Legal Jurisdiction

All disputes pertaining to the conduct of IIFT MBA(IB) 2023-25 Examination including Results shall fall within the jurisdiction of Delhi only. Further, any legal question arising out of the Examination shall be entertained only when raised within 30 days from the declaration of result. The Director (Admn) of the NTA shall be the official by whose designation the NTA may sue or be sued.

Annexure-I: List of Cities for Centres of IIFT MBA(IB) 2023-25 Examination

Examination will be held at the following cities, provided there are sufficient numbers of candidates in the city.

S.NO	STATE	CITY	CITY CODE	S. NO	STATE	CITY	CITY CODE
1	ANDHRA PRADESH	VIJAYAWADA	AP17	35	MAHARASHTRA	NASHIK	MR19
2		VISAKHAPATNAM	AP18	36		PUNE	MR22
3	ASSAM	GUWAHATI	AM02	37		THANE	MR28
4	BIHAR	PATNA	BR07	38	MEGHALAYA	SHILLONG	MG01
5	CHHATTISGARH	BHILAI	CG01	39	ORISSA	BHUBANESWAR	OR04
6		BILASPUR (CHHATTISGARH)	CG02	40		CUTTACK	OR05
7		RAIPUR	CG03	41		SAMBALPUR	OR09
8	DELHI	DELHI/NEW DELHI	DL01	42	PUDUCHERRY	PUDUCHERRY	PO01
9	GOA	PANAJI	GO01	43	PUNJAB	BHATINDA	PB02
10	GUJARAT	AHMEDABAD	GJ01	44		CHANDIGARH	CH01
11		RAJKOT	GJ10	45		JALANDHAR	PB04
12		SURAT	GJ11	46		PATIALA	PB08
13		VADODARA	GJ12	47	RAJASTHAN	JAIPUR	RJ06
14	HARYANA	FARIDABAD	HR03	48		JODHPUR	RJ07
15		GURUGRAM	HR04	49		UDAIPUR	RJ11
16		HISSAR	HR05	50	TAMIL NADU	CHENNAI	TN01
17	HIMACHAL PRADESH	SHIMLA	HP06	51		COIMBATORE	TN02
18	JAMMU & KASHMIR	JAMMU	JK02	52		VELLORE	TN18
19	JHARKHAND	DHANBAD	JH02	53	TELANGANA	HYDERABAD	TL01
20		JAMSHEDPUR	JH03	54	UTTAR PRADESH	AGRA	UP01
21		RANCHI	JH04	55		ALLAHABAD	UP03
22	KARNATAKA	BENGALURU	KK04	56		BAREILLY	UP04
23		HUBLI	KK27	57		GHAZIABAD	UP07
24		MANGALURU (MANGALORE)	KK12	58		GORAKHPUR	UP08
25	KERALA	MYSURU (MYSORE)	KK14	59		LUCKNOW	UP12
26		ERNAKULAM	KL04	60		MEERUT	UP14
27		KOZHIKODE	KL12	61		NOIDA / GREATER NOIDA	UP09
28	MADHYA PRADESH	THIRUVANANTHAPURAM	KL17	62		VARANASI	UP18
29		BHOPAL	MP03	63		KANPUR	UP11
30		INDORE	MP07	64	UTTARAKHAND	DEHRADUN	UK01
31	MAHARASHTRA	JABALPUR	MP08	65		HALDWANI	UK02
32		AURANGABAD (MAHARASHTRA)	MR04	66	WEST BENGAL	DURGAPUR	WB04
33		MUMBAI/NAVI MUMBAI	MR16	67		KOLKATA	WB10
34		NAGPUR	MR17	68		SILIGURI	WB11

Annexure-II: List of States/ Union Territories and their Codes

Name of State/UT (In Alphabetical order)	Code
ANDAMAN & NICOBAR ISLANDS	01
ANDHRA PRADESH	02
ARUNACHAL PRADESH	03
ASSAM	04
BIHAR	05
CHANDIGARH	06
CHHATTISGARH	07
DADRA & NAGAR HAVELI	08
DAMAN & DIU	09
DELHI/NEW DELHI	10
GOA	11
GUJARAT	12
HARYANA	13
HIMACHAL PRADESH	14
JAMMU & KASHMIR	15
JHARKHAND	16
KARNATAKA	17
KERALA	18
LADAKH	19
LAKSHADWEEP	20
MADHYA PRADESH	21
MAHARASHTRA	22
MANIPUR	23
MEGHALAYA	24
MIZORAM	25
NAGALAND	26
ODISHA	27
PUDUCHERRY	28
PUNJAB	29
RAJASTHAN	30
SIKKIM	31
TAMIL NADU	32
TELANGANA	33
TRIPURA	34
UTTAR PRADESH	35
UTTARAKHAND	36
WEST BENGAL	37

Annexure-III: Mode of Payment of Fee and Service/Processing charges & GST

After completing Step-3 of Online Application Form, candidates may remit the examination fee (Step -4) bychoosing the following options:

(i) Debit Card/ Credit card, Net Banking/UPI:

- Check the validity of the Debit/ Credit Card and keep it ready with you while logging on to websitefor submitting application form. Candidate should enter the information asked for and make payment through Debit/ Credit Card.
- Through Net Banking, check the balance in your account and keep all credentials ready with you while logging on to website for submitting application form. Candidate should Login with his/her credentials of net banking and make payment through Net Banking.
- Through UPI service

Please select any Mode of Payment/Service Provider (Service/Processing charges per transaction& GST (applicable @ 18 %) to be paid by the candidate):

S.No.	Mode of Payment	ICICI BANK		
1	Net Banking	ICICI	NIL Charge	
		Other Banks	4.00 + GST	
2	All Debit Card	ICICI or Other Banks	Transactionupto Rs 2000/-	0 %
			Transactionabove Rs 2000/-	0.5 % + GST
3	Credit Card	Domestic	0.40%of Transactionvalue	
		International	2.35%of Transactionvalue	
4	Unified Interface Payment (UPI)	ICICI or other banks	Transactionupto Rs 2000/-	0 %
			Transactionabove Rs 2000/-	5.0 % + GST

Note: In case, the fee payment status is not 'OK' the candidates are advised as following: -

- (i) If the fee is paid through credit/debit/Net Banking/UPI and status is not OK, it means the transaction is cancelled. Therefore, such candidates have to pay the fee once again and ensure the OK fee status.
- (ii) For cancelled transactions, the amount will, automatically, be refunded by the concerned Bank to concerned credit/debit card. The candidate has to pursue with the concerned bank for refund.

Helpdesk: For any transaction related queries/ inquiry, please contact at:

(a) If Paying using ICICI Bank:

Level	Name	Email ID	Contact Number
1	Vikas Dwivedi	support.nta@ingenico.com	9599533577
2	Nitin Sharma	nitin.sh@icicibank.com	9870101521

NTA Help Desk:

Email ID: iiftmba-ib@nta.ac.in

Phone Number: 011-40759000,

011-6922 7700

Annexure-IV: Common Services Centres/Facilitation Centres

Candidates, who are not well conversant to submit the online application due to various constraints, can use the services of Common Services Centre, Ministry of Electronics and Information Technology, Government of India under the Digital India initiatives of Hon'ble Prime Minister. The Common Services Centre (CSC) scheme is a part of the ambitious national e-Governance Plan (NeGP) of Government of India and is managed at each village panchayat level by a Village level Entrepreneur (VLE)

There are more than 1.5 lakhs Common Services Centres (CSC) across the country which will provide the desired support to candidates from urban as well as rural areas in online submission of Application Form and payment of fee through e-wallet. The list of the Common Services Centre is available on website: www.csc.gov.in.

The Common Services Centre will be providing following services on the rates indicated against each:

S. No.	Services	Service Charges per transaction (GST applicable @ 18%)
1	Preparing e-mail, Submission of Application form & Printout till Fee Payment (Including uploading of Scanned Images)	Rs 25/-+GST
2	Uploading of Scanned Images only	Rs 10/-+GST
3	On line payment of Fee	Rs 0.5% of Fee +GST
4	Downloading of Admit Card/ OMR Answer Sheet/Answer Key	Rs 10+GST
5	Online claim for Responses/ Answer Key	Rs 25+GST
6	Printout per page	Rs 5+GST

Note: To know nearest Common Services Centre, please open link -<http://gis.csc.gov.in/locator/csc.aspx>

Annexure-V: Replica of Application Form

Ministry of Education
Government of India

IIFT MBA(IB)
2023-25

राष्ट्रीय परीक्षा एजेंसी
National Testing Agency
Excellence in Assessment

Home

Steps to apply online

- ✓ Apply for Online Registration
- ✓ Fill Online Application Form
- ✓ Pay Examination Fee

Application Form

IIFT MBA(IB) 2023-25

New Registration

Only Registered Candidates Sign In

Application Form

IIFT MBA(IB) 2023-25

Application No

Password

Security Pin as shown below
(Case Sensitive)

Security Pin

197EW4

Sign In

Forgot Password ?

Forgot Application No ?

Ministry of Education
Government of India

IIFT MBA(IB)
2023-25

राष्ट्रीय परीक्षा एजेंसी
National Testing Agency
Excellence in Assessment

Home

Registration

Application Form

Fee Payment

Instructions and Procedure for online submission of Application Form

Download Information Bulletin

- Please read the instructions, procedure and Information Bulletin carefully before you start filling the Application Form Online.
अभ्यर्थी आवेदन पत्र भरने से पूर्व कृपया दिए गए निर्देशों, प्रक्रियाओं एवं सूचना विवरणिका को ध्यानपूर्वक पढ़ें।
- You can apply for IIFT MBA(IB) 2023-25 'ON-LINE' only through the official website of IIFT MBA(IB) 2023-25 (<https://iift.nta.nic.in/>).
अभ्यर्थी आईआईएफटी एमबीए (आईबी) 2023-25 के लिए 'ऑन-लाइन' आवेदन केवल आईआईएफटी एमबीए (आईबी) 2023-25 की अधिकारिक वेबसाइट: <https://iift.nta.nic.in/> के माध्यम से ही कर सकते हैं।
- Examination Fees**
परीक्षा शुल्क

Category / श्रेणी	In India (Fee In ₹) / भारत में (शुल्क ₹ में)
General / OBC-NCL(Central List) / Gen-EWS / Kashmiri Migrant / Kashmiri Pandits/Kashmiri Hindu families(Non migrants)(residing in Kashmir valley) सामान्य / ओबीसी-एनसीएल (केंद्रीय सूची) / जनरल-ईडब्ल्यूएस / कश्मीरी माइग्रेंट / कश्मीरी पंडित/कश्मीरी हिंदू परिवार (नैर प्रवासी) (कश्मीर घाटी में रहने वाले)	₹ 2500/- (Two thousand five hundred)/ ₹ 2500/- (दो हजार पाँच सौ)
SC / ST / Person with Disabilities(PwD) / Third Gender अनुसूचित जाति / अनुसूचित जनजाति / दिव्यांग व्यक्ति (पीडब्ल्यूडी) / तृतीय लिंग	₹ 1250/- (One thousand two hundred fifty)/ ₹ 1250/- (एक हजार दो सौ पचास)

Service Charges & GST (as applicable) will be charged extra by the Bank.
सेवा शुल्क और जीएसटी (लागू होने पर) बैंक द्वारा अतिरिक्त शुल्क लिया जाएगा।

- Application Procedure: 3 simple Steps to be followed to apply online**
आवेदन प्रक्रिया: ऑनलाइन आवेदन करने के लिए 3 सरल चरणों का पालन किया जाना चाहिए।

Candidates must read carefully the Instructions (including how to fill up Application Form online) given in the Information Bulletin available on the NTA Website. Candidates not complying with the Instructions shall be summarily disqualified.
अभ्यर्थियों को एनटीए वेबसाइट पर उपलब्ध सूचना विवरणिका में दिए गए निर्देशों (ऑनलाइन आवेदन पत्र को भरने सहित) को ध्यान से पढ़ना चाहिए। निर्देशों का पालन नहीं करने वाले अभ्यर्थियों को अयोग्य घोषित कर दिया जाएगा।

Step 1: Register for Online Application Form and note down system generated **Application Number**. The candidate should supply the required details while filling the Online Application Form and is also required to create **PASSWORD** and choose **Security Question** and enter his/her Answer. After successful submission of the personal details, Application number will be generated and it will be used to complete the remaining Steps of the Application Form and will also be required for all future reference/ correspondence. For subsequent logins, candidate will be able to login directly with the respective system generated **Application Number** and created **Password**.
चरण 1: ऑनलाइन आवेदन पत्र के लिए पंजीकरण करें और प्राप्त आवेदन संख्या नोट करें: अभ्यर्थी ऑनलाइन आवेदन पत्र भरते समय आवश्यक विवरणों को प्रविष्टि करें जो कुंजिका बनाने, उससे संबंधित सुरक्षा प्रश्न चुनने और उसका उत्तर दर्ज करने के लिए आवश्यक है। व्यक्तिगत विवरणों को सफलतापूर्वक प्रस्तुत करने के बाद, आवेदन संख्या प्राप्त होगी जिसका उपयोग आवेदन पत्र के शेष चरणों को पूरा करने के लिए किया जाएगा और जो भविष्य के सभी संदर्भ/पत्राचार के लिए भी आवश्यक होगा। लॉग इन करने के लिए अभ्यर्थी संबंधित सिस्टम जनित आवेदन संख्या एवं स्वयं बनाई हुई कुंजिका से लॉग इन कर सकेंगे।

Step 2: Complete the Application Form Candidate can login with the system generated Application Number and created Password for completing the Application Form.
चरण 2: आवेदन पत्र पूरा करें: अभ्यर्थी सिस्टम जनित आवेदन संख्या एवं कुंजिका से लॉग इन करके आवेदन पत्र को पूरा कर सकते हैं।

Step 2: Complete the Application Form Candidate can login with the system generated Application Number and created Password for completing the Application Form.

चरण 2: आवेदन पत्र पूरा करें:- अभ्यर्थी सिस्टम जनित आवेदन संख्या एवं कुंजिका से लॉग इन करके आवेदन पत्र को पूरा कर सकते हैं।

Upload Scanned Images of Candidate's Photograph, Signature, Category Certificate(where applicable), PWD Certificate (where applicable) :

उम्मीदवार की तस्वीर, हस्ताक्षर, श्रेणी प्रमाणपत्र (जहां लागू हो), पीडब्ल्यूडी प्रमाणपत्र (जहां लागू हो) की स्कैन की गई छवियां अपलोड करें :

1. The recent passport size photograph should be either in colour or black & white with 80% face (without mask) visible including ears against white background. It should be in JPG format (clearly legible) and between 10 kb to 200 kb.
हाल में खींची गई पासपोर्ट आकार की तस्वीर (या तो रंगीन या काले एवं सफेद पृष्ठभूमि के साथ) जिसमें कानों के साथ-साथ 80% चेहरा साफ दिखाई देना चाहिए (मास्क के बिना)। यह JPG प्रारूप (स्पष्ट रूप से सुपाठ्य) और 10 kb से 200 kb के बीच होना चाहिए।
2. Signature should be in JPG format (clearly legible) and between 4 kb to 30 kb.
हस्ताक्षर JPG प्रारूप (स्पष्ट रूप से सुपाठ्य) और 4 kb से 30 kb के बीच होना चाहिए।
3. Size of the scanned copy of the certificates should be between 50 kb to 300 kb.
सर्टिफिकेट की स्कैन कॉपी का साइज़ 50 केबी से 300 केबी के बीच होना चाहिए।

**[Note: Upload the correct photograph, signature and certificates as the facility for correction will not be given.
[नोट: तस्वीर, हस्ताक्षर, प्रमाणपत्र की छवियां सही अपलोड करें क्योंकि सुधार की सुविधा नहीं दी जाएगी।]**

Step 3: The candidate has to select Debit card/Credit card/UPI/Net banking option to pay the application fee and follow the online instruction to complete the payment of fee. After successful payment, candidate will be able to print the Confirmation Page. In case the Confirmation Page is not generated after payment of fee then the transaction is cancelled and the candidates have to approach the concerned bank for refund of amount. However the candidate has to make another payment/transaction, in case the Confirmation Page is not generated.

चरण 3: अभ्यर्थी को आवेदन शुल्क का भुगतान करने के लिए डेबिट कार्ड/क्रेडिट कार्ड/यूपीआई/नेट बैंकिंग विकल्प का चयन करना होगा और शुल्क का भुगतान पूरा करने के लिए ऑनलाइन निर्देश का पालन करना होगा। सफल भुगतान के बाद, अभ्यर्थी पुष्टि-पृष्ठ प्रिंट कर सकेंगे। यदि शुल्क के भुगतान के बाद पुष्टि-पृष्ठ प्राप्त नहीं होता है तो लेनदेन रद्द कर दिया जाएगा और अभ्यर्थियों को राशि वापस के लिए संबंधित बैंक से संपर्क करना होगा। यदि पुष्टि-पृष्ठ प्राप्त नहीं होता है तो अभ्यर्थी को एक और भुगतान/ लेनदेन करना होगा।

5.Important Instruction about PASSWORD

कुंजिका के बारे में महत्वपूर्ण निर्देश:

1. During online form filling, candidate will be required to choose PASSWORD and Security Question and its Answer. Candidate is advised to record/remember their password for all future logins.
ऑनलाइन आवेदन फॉर्म भरने के दौरान अभ्यर्थी को कुंजिका, सुरक्षा प्रश्न और उसके उत्तर का चयन करना होगा। अभ्यर्थी को भविष्य के सभी लॉग इन के लिए अपनी कुंजिका को रिकॉर्ड /याद रखने की सलाह दी जाती है।
2. For subsequent logins, candidate will be able to login directly with their respective system generated Application Number and the chosen Password.
बाद में लॉग इन के लिए अभ्यर्थी अपने संबंधित सिस्टम आवेदन संख्या और चुने गई कुंजिका के साथ सीधे लॉग इन कर सकेंगे।
3. Candidate is advised not to disclose or share their password with anybody. Neither NTA nor NIC will be responsible for violation or misuse of the password of a candidate.
अभ्यर्थी को सलाह दी जाती है कि वह किसी के साथ अपनी कुंजिका साझा न करें। किसी अभ्यर्थी की कुंजिका के उल्लंघन या दुरुपयोग के लिए न तो एनटीए और न ही एनआईसी जिम्मेदार होगा।
4. Candidate can change his/her passwords after login, if desired.
यदि वांछित हो तो, अभ्यर्थी लॉग इन के बाद अपनी कुंजिका बदल सकते हैं।
5. Candidate should remember to log out at the end of their session so that the particulars of the candidate cannot be tampered or modified by unauthorized persons.
अभ्यर्थी को अपने सत्र के अंत में लॉग आउट करना चाहिए ताकि अनाधिकृत व्यक्तियों द्वारा अभ्यर्थी के विवरण से छेड़छाड़ या संशोधन नहीं किया जा सके।

The Password must be as per the following Password policy.

कुंजिका निम्नलिखित कुंजिका-पॉलिसी के अनुसार होना चाहिए।

1. Password must be 8 to 13 character long.
कुंजिका 8 से 13 अक्षरों की होनी चाहिए।
2. Password must have at least one Upper case alphabet.
कुंजिका में कम से कम एक अपर केस एल्फाबेट होना चाहिए।
3. Password must have at least one Lower case alphabet.
कुंजिका में कम से कम एक लोअर केस एल्फाबेट होना चाहिए।
4. Password must have at least one numeric value.
कुंजिका में कम से कम एक संख्या मान होना चाहिए।
5. Password must have at least one special characters eg. !@#\$%^&*~.
कुंजिका में कम से कम एक विशेष वर्ण होना चाहिए जैसे ! @#\$%^&*~.

6.How to reset your Password : The following options are available to reset Password

अपना कुंजिका कैसे रीसेट करें: कुंजिका रीसेट करने के लिए निम्नलिखित विकल्प उपलब्ध हैं

1. Using Security Question & its Answer you chosen during Form filling .
फॉर्म भरने के दौरान अपने सुरक्षा प्रश्न एवं इसके चुने हुए उत्तर का उपयोग करके।
2. Using a verification code sent via text message (SMS) to your Registered Mobile No.
अपने पंजीकृत मोबाइल नंबर/ ईमेल पर पाठ संदेश से भेजे सत्यापन कोड का उपयोग करके।
3. Using a reset link sent via Email to your Registered Email address.
अपने पंजीकृत ईमेल पते पर ईमेल से भेजे गए रीसेट लिंक का उपयोग करके।

7.The Application Number printed on the computer generated Confirmation Page must be mentioned in all such correspondences. It is therefore essential to note down the application number printed on the Confirmation Page.

कंप्यूटर जनित पुष्टि-पृष्ठ पर मुद्रित आवेदन संख्या का उल्लेख सभी पत्राचार में किया जाएगा। इसलिए पुष्टि-पृष्ठ पर मुद्रित आवेदन संख्या को दर्ज़/नोट करना आवश्यक है।

- ☐ **I have downloaded the Information Bulletin of IIFT MBA(IB) 2023-25, read and understood all the instructions therein as well as those mentioned above, and fill up the online Application Form for the IIFT MBA(IB) 2023-25 accordingly.**

मैंने आईआईएफटी एमबीए (आईबी) 2023-25 के सूचना बुलेटिन को डाउनलोड कर लिया है, उसमें दिए गए सभी निर्देशों के साथ-साथ ऊपर वर्णित सभी निर्देशों को पढ़ और समझ लिया है, और तदनुसार मैंने आईआईएफटी एमबीए (आईबी) 2023-25 के लिए ऑनलाइन आवेदन पत्र भर रहा / रही हूँ।

[Click here to Proceed](#)



व्यक्तिगत विवरण (Personal Details)

अभ्यर्थी का नाम (Candidate's Name)

पिता का नाम (Father's Name)

माता का नाम (Mother's Name)

जन्म तिथि (Date of Birth)

लिंग (Gender)

पहचान के प्रकार (Type of Identification)

पहचान संख्या (Identification Number)

वर्तमान पता (Present Address)

परिसर संख्या / नाम (Premises No. / Name)

उप-स्थानीयता (Sub-Locality)(Optional)

स्थानीयता (Locality)

देश (Country)

राज्य (State /UT)

जिला (District)

पिन कोड (Pin Code)



व्यक्तिगत विवरण (Personal Details)

अभ्यर्थी का नाम (Candidate's Name)

पिता का नाम (Father's Name)

माता का नाम (Mother's Name)

जन्म तिथि (Date of Birth)

लिंग (Gender)

पहचान के प्रकार (Type of Identification)

Enter Valid Govt Identity Number

वर्तमान पता (Present Address)

परिसर संख्या / नाम (Premises No. / Name)

उप-स्थानीयता (Sub-Locality)(Optional)

स्थानीयता (Locality)

देश (Country)

राज्य (State /UT)

जिला (District)

पिन कोड (Pin Code)

ईमेल पता (Email Address)

Confirm Email Address

मोबाइल नंबर (Mobile Number)

Confirm Mobile Number

टेलीफोन नंबर एसटीडी कोड के साथ (Telephone Number with STD Code) (Optional)

Email ID !!
Please fill up carefully, as all communications would be sent at this email ID.

Permanent Address

☐ Same As Present Address

परिसर संख्या / नाम (Premises No. / Name)

उप-स्थानीयता (Sub-Locality)(Optional):

स्थानीयता (Locality)

देश (Country)

राज्य (State /UT)

जिला (District)

पिन कोड (Pin Code)

Choose Password

कुंजिका (Password)

कुंजिका की पुष्टि करें (Confirm Password)

सुरक्षा प्रश्न (Security Question)

सुरक्षा जवाब (Security Answer)

Permanent Address

परिसर संख्या / नाम (Premises No. / Name):

444

स्थानीयता (Locality):

Delhi

राज्य (State /UT):

DELHI

पिन कोड (Pin Code):

110020

उप-स्थानीयता (Sub-Locality)(Optional):

देश (Country):

India

ज़िला (District):

NEW DELHI

Account Details

सुरक्षा प्रश्न (Security Question):

What is the name of your first school?

सुरक्षा जवाब (Security Answer):

(Not shown due to security reasons)

कुंजिका (Password):

(Not shown due to security reasons)

Particulars checklist to be verified

Kindly verify all the particulars listed below carefully and ensure you have filled correct information. No Change will be permitted once Registration Form is Submitted or at any later stage of the examination.

☒ My Name

☒ Father Name

☒ Mother Name

☒ Date of Birth

☒ Gender

☒ Address

☒ Mobile Number

☒ Email ID

Declaration

I hereby declare that I have filled up this Online Application Form after carefully reading the Information Bulletin and fully understanding the provisions/ procedures mentioned therein. I further declare that all the particulars given by me in this Form are true and correct to the best of my knowledge and belief. I agree that my result may be withheld or my candidature cancelled, in case it is found that false information has been furnished by me in this application. I shall abide by these terms and conditions as well as those laid down in the Information Bulletin, Public Notices, and Advisories issued by NTA regarding IIFT MBA(IB) 2023-25 from time to time.

मैं घोषणा करता/करती हूँ कि मैंने सूचना विवरणिका को ध्यान से पढ़ने और उसमें उल्लिखित प्रावधानों/प्रक्रियाओं को पूरी तरह से समझने के बाद, ऑनलाइन पंजीकरण पत्र भरा है। मैं यह भी घोषणा करता/करती हूँ कि इस आवेदन पत्र में मेरे द्वारा दिए गए सभी विवरण सही हैं। यदि भविष्य में किसी भी समय यह पाया जाता है कि इस आवेदन पत्र में कोई भी जानकारी सही नहीं है तो मेरा परिणाम रोक जा सकता है/परिणाम घोषित नहीं किया जा सकता है या मेरी उम्मीदवारी रद्द की जा सकती है। मैं समय-समय पर आईआईएफटी एमबीए (आईबी) 2023-25 परीक्षा से संबंधित राष्ट्रीय परीक्षा एजेंसी द्वारा जारी सूचना विवरणिका, सार्वजनिक सूचना और सलाह में उल्लिखित नियमों और शर्तों का भली-भांति पालन करूंगा/करूंगी।

☒ I Agree

EDIT Registration Form

Submit and Send OTP

Permanent Address

परिसर संख्या / नाम (Premises No. / Name):

444

स्थानीयता (Locality):

Delhi

राज्य (State /UT):

DELHI

पिन कोड (Pin Code):

110020

उप-स्थानीयता (Sub-Locality)(Optional):

देश (Country):

India

ज़िला (District):

NEW DELHI

Account Details

सुरक्षा प्रश्न (Security Question):

What is the name of your first school?

सुरक्षा जवाब (Security Answer):

(Not shown due to security reasons)

कुंजिका (Password):

(Not shown due to security reasons)

Particulars checklist to be verified

Kindly verify all the particulars listed below carefully and ensure you have filled correct information. No Change will be permitted once Registration Form is Submitted or at any later stage of the examination.

☐ My Name

☐ Father Name

☐ Mother Name

☐ Date of Birth

☐ Gender

☐ Address

☐ Mobile Number

☐ Email ID

Declaration

I hereby declare that I have filled up this Online Application Form after carefully reading the Information Bulletin and fully understanding the provisions/ procedures mentioned therein. I further declare that all the particulars given by me in this Form are true and correct to the best of my knowledge and belief. I agree that my result may be withheld or my candidature cancelled, in case it is found that false information has been furnished by me in this application. I shall abide by these terms and conditions as well as those laid down in the Information Bulletin, Public Notices, and Advisories issued by NTA regarding IIFT MBA(IB) 2023-25 from time to time.

मैं घोषणा करता/करती हूँ कि मैंने सूचना विवरणिका को ध्यान से पढ़ने और उसमें उल्लिखित प्रावधानों/प्रक्रियाओं को पूरी तरह से समझने के बाद, ऑनलाइन पंजीकरण पत्र भरा है। मैं यह भी घोषणा करता/करती हूँ कि इस आवेदन पत्र में मेरे द्वारा दिए गए सभी विवरण सही हैं। यदि भविष्य में किसी भी समय यह पाया जाता है कि इस आवेदन पत्र में कोई भी जानकारी सही नहीं है तो मेरा परिणाम रोक जा सकता है/परिणाम घोषित नहीं किया जा सकता है या मेरी उम्मीदवारी रद्द की जा सकती है। मैं समय-समय पर आईआईएफटी एमबीए (आईबी) 2023-25 परीक्षा से संबंधित राष्ट्रीय परीक्षा एजेंसी द्वारा जारी सूचना विवरणिका, सार्वजनिक सूचना और सलाह में उल्लिखित नियमों और शर्तों का भली-भांति पालन करूंगा/करूंगी।

☐ I Agree

EDIT Registration Form

Submit and Send OTP

Permanent Address

परिसर संख्या / नाम (Premises No. / Name):

444

स्थानीयता (Locality):

Delhi

राज्य (State /UT):

DELHI

पिन कोड (Pin Code):

110020

उप-स्थानीयता (Sub-Locality)(Optional):

देश (Country):

India

ज़िला (District):

NEW DELHI

Account Details

सुरक्षा प्रश्न (Security Question):

What is the name of your first school?

सुरक्षा जवाब (Security Answer):

(Not shown due to security reasons)

कुंजिका (Password):

(Not shown due to security reasons)

Particulars checklist to be verified

Kindly verify all the particulars listed below carefully and ensure you have filled correct information. No Change will be permitted once Registration Form is Submitted or at any later stage of the examination.

☒ My Name

☒ Father Name

☒ Mother Name

☒ Date of Birth

☒ Gender

☒ Address

☒ Mobile Number

☒ Email ID

Declaration

I hereby declare that I have filled up this Online Application Form after carefully reading the Information Bulletin and fully understanding the provisions/ procedures mentioned therein. I further declare that all the particulars given by me in this Form are true and correct to the best of my knowledge and belief. I agree that my result may be withheld or my candidature cancelled, in case it is found that false information has been furnished by me in this application. I shall abide by these terms and conditions as well as those laid down in the Information Bulletin, Public Notices, and Advisories issued by NTA regarding IIFT MBA(IB) 2023-25 from time to time.

मैं घोषणा करता/करती हूँ कि मैंने सूचना विवरणिका को ध्यान से पढ़ने और उसमें उल्लिखित प्रावधानों/प्रक्रियाओं को पूरी तरह से समझने के बाद, ऑनलाइन पंजीकरण पत्र भरा है। मैं यह भी घोषणा करता/करती हूँ कि इस आवेदन पत्र में मेरे द्वारा दिए गए सभी विवरण सही हैं। यदि भविष्य में किसी भी समय यह पाया जाता है कि इस आवेदन पत्र में कोई भी जानकारी सही नहीं है तो मेरा परिणाम रोक जा सकता है/परिणाम घोषित नहीं किया जा सकता है या मेरी उम्मीदवारी रद्द की जा सकती है। मैं समय-समय पर आईआईएफटी एमबीए (आईबी) 2023-25 परीक्षा से संबंधित राष्ट्रीय परीक्षा एजेंसी द्वारा जारी सूचना विवरणिका, सार्वजनिक सूचना और सलाह में उल्लिखित नियमों और शर्तों का भली-भांति पालन करूंगा/करूंगी।

☒ I Agree

EDIT Registration Form

Submit and Send OTP

32

वर्तमान पता (Present Address)

परिसर संख्या / नाम (Premises No. / Name):	444	उप-स्थानीयता (Sub-Locality)(Optional):	
स्थानीयता (Locality):	Delhi	देश (Country):	India
राज्य (State /UT):	DELHI	जिला (District):	NEW DELHI
पिन कोड (Pin Code):	110020	ईमेल पता (Email Address):	
मोबाइल नंबर (Mobile Number) :	91 -	टेलीफोन नंबर एसटीडी कोड के साथ (Telephone Number with STD Code) (Optional):	--

Permanent Address

परिसर संख्या / नाम (Premises No. / Name):	444	उप-स्थानीयता (Sub-Locality)(Optional):	
स्थानीयता (Locality):	Delhi	देश (Country):	India
राज्य (State /UT):	DELHI	जिला (District):	NEW DELHI
पिन कोड (Pin Code):	110020		

Account Details

सुरक्षा प्रश्न (Security Question):	What is the name of your first school?	सुरक्षा जवाब (Security Answer):	(Not shown due to security reasons)	कुंजिका (Password):	(Not shown due to security reasons)
-------------------------------------	--	---------------------------------	-------------------------------------	---------------------	-------------------------------------

System just sent an OTP via text message (SMS) to Given Mobile No.

Enter One Time Password(OTP) (Sent on Given Mobile No. -)

913899

Note: Didn't get the OTP on Mobile ? Sometimes it can take few minutes. If You haven't received OTP, Click **Resend OTP** to resend One Time Password (OTP) to your given Mobile No.

Submit-Registration Form

Ministry of Education
Government of India

IIFT MBA(IB)
2023-25

राष्ट्रीय परीक्षा एजेंसी
National Testing Agency

[Home](#)
[Change Password](#)
[Register Query](#)
[Logout](#)

Activities

☒ Registration Form
 ☐ Application Form
 ☐ Fee Payment

Verify Mobile No. & Email Id

☒ Mobile No. - Verified
 ☐ Verify Email Id

Current Status

Registration Form	Completed
Application Form	Incomplete
Fee Payment	Incomplete

Your registration for IIFT MBA(IB) 2023-25 is complete. Your application form will remain incomplete till you fill all the fields of application form and pay the fee. Please note down the Application No. for future references.

Application Number : 221510000036

Kindly fill application form by clicking on the button below.

Complete Application Form

Ministry of Education
Government of India

IIFT MBA(IB)
2023-25

राष्ट्रीय परीक्षा एजेंसी
National Testing Agency

[Home](#)
[Change Password](#)
[Logout](#)

Application Form Steps

☒ Contact Details
 ☐ Personal Details
 ☐ Aadhaar Details
 ☐ Apply For and Exam Center Details
 ☐ Academic Qualification Details
 ☐ Employment Details
 ☐ Document Upload
 ☐ Final Submit

Application Status

Contact Details	Completed
Personal Details	Incomplete
Aadhaar Details	Incomplete
Apply For and Exam Center Details	Incomplete
Academic Qualification Details	Incomplete
Employment Details	Incomplete
Document Upload	Incomplete
Final Submit	Incomplete

Application Number : 221510000036

Click on button below to proceed further and complete your application form.

Personal Details

Ministry of Education

Government of India

IFT MBA(IB)

2023-25

राष्ट्रीय परीक्षा एजेंसी

National Testing Agency

Excellence in Assessment

Home

Change Password

Logout

Name: TESTApplication No: 221510000036

Application Form Steps

Contact Details

Personal Details

Aadhaar Details

Apply For and Exam Center Details

Academic Qualification Details

Employment Details

Document Upload

Final Submit

के लिए आवेदन (Apply For)

के लिए आवेदन (Apply For)

IFT MBA(IB)

परीक्षा राज्य / शहर - पहली पसंद (Exam State/ City-1st choice)

--Select State/UT--

--Select Exam City--

परीक्षा राज्य / शहर - दूसरी की पसंद (Exam State/ City-2nd choice)

--Select State/UT--

--Select Exam City--

परीक्षा राज्य / शहर - तीसरी की पसंद (Exam State/ City-3rd choice)

--Select State/UT--

--Select Exam City--

परीक्षा राज्य / शहर - चौथी की पसंद (Exam State/ City-4th choice)

--Select State/UT--

--Select Exam City--

पिता/अभिभावक व्यवसाय (Father/Guardian Occupation)

--Select--

पिता/अभिभावक योग्यता (Father/Guardian Qualification)

--Select--

माता/अभिभावक व्यवसाय (Mother/Guardian Occupation)

--Select--

माता/अभिभावक योग्यता (Mother/Guardian Qualification)

--Select--

Security Pin

Enter security pin (case sensitive)

Security Pin

1559B9

Save & Next

Ministry of Education

Government of India

IFT MBA(IB)

2023-25

राष्ट्रीय परीक्षा एजेंसी

National Testing Agency

Excellence in Assessment

Home

Change Password

Logout

Name: TESTApplication No: 221510000036

Application Form Steps

Contact Details

Personal Details

Aadhaar Details

Apply For and Exam Center Details

Academic Qualification Details

Employment Details

Document Upload

Final Submit

के लिए आवेदन (Apply For)

के लिए आवेदन (Apply For)

IFT MBA(IB)

परीक्षा राज्य / शहर - पहली पसंद (Exam State/ City-1st choice)

DELHI (NCT)

New Delhi

परीक्षा राज्य / शहर - दूसरी की पसंद (Exam State/ City-2nd choice)

GOA

Panaji

परीक्षा राज्य / शहर - तीसरी की पसंद (Exam State/ City-3rd choice)

UTTAR PRADESH

Meerut

परीक्षा राज्य / शहर - चौथी की पसंद (Exam State/ City-4th choice)

MAHARASHTRA

Nagpur

पिता/अभिभावक व्यवसाय (Father/Guardian Occupation)

AGRICULTURE

पिता/अभिभावक योग्यता (Father/Guardian Qualification)

ILLITERATE

माता/अभिभावक व्यवसाय (Mother/Guardian Occupation)

TEACHING / RESEARCH

माता/अभिभावक योग्यता (Mother/Guardian Qualification)

GRADUATE

Security Pin

Enter security pin (case sensitive)

NTA022

Security Pin

1559B9

Save & Next

Ministry of Education

Government of India

IFT MBA(IB)

2023-25

राष्ट्रीय परीक्षा एजेंसी

National Testing Agency

Excellence in Assessment

Home

Change Password

Logout

Name: TESTApplication No: 221510000036

Application Form Steps

Contact Details

Personal Details

Aadhaar Details

Apply For and Exam Center Details

Academic Qualification Details

Employment Details

Document Upload

Final Submit

के लिए आवेदन (Apply For)

के लिए आवेदन (Apply For)

IFT MBA(IB)

परीक्षा राज्य / शहर - पहली पसंद (Exam State/ City-1st choice)

DELHI (NCT)

New Delhi

परीक्षा राज्य / शहर - दूसरी की पसंद (Exam State/ City-2nd choice)

GOA

Panaji

परीक्षा राज्य / शहर - तीसरी की पसंद (Exam State/ City-3rd choice)

UTTAR PRADESH

Meerut

परीक्षा राज्य / शहर - चौथी की पसंद (Exam State/ City-4th choice)

MAHARASHTRA

Nagpur

पिता/अभिभावक व्यवसाय (Father/Guardian Occupation)

AGRICULTURE

पिता/अभिभावक योग्यता (Father/Guardian Qualification)

ILLITERATE

माता/अभिभावक व्यवसाय (Mother/Guardian Occupation)

TEACHING / RESEARCH

माता/अभिभावक योग्यता (Mother/Guardian Qualification)

GRADUATE

Security Pin

Enter security pin (case sensitive)

NTA022

Security Pin

1559B9

Save & Next

Confirm !!

Are you sure you want to submit this section ?

Yes

No

35

Application Form Steps

- Contact Details
- Personal Details
- Aadhaar Details
- Apply For and Exam Center Details
- Academic Qualification Details**
- Employment Details
- Document Upload
- Final Submit

शैक्षिक योग्यता का विवरण (Details of Academic Qualification)

10th or Equivalent Qualification Details

उत्तीर्ण की स्थिति (Pass Status)	उत्तीर्ण / सम्मिलित होने का वर्ष (Year of Passing/Appearing)
Passed	2010
परीक्षा का नाम (Name of Examination)	बोर्ड / विश्वविद्यालय का नाम (Name of Board / University)
10th	CENTRAL BOARD OF SECONDARY EDUCATION
परिणाम मोड (Result Mode)	
Percentage	
Total Marks	Obtained Marks
600	500
	Marks(%)
	83.33

12th or Equivalent Qualification Details

उत्तीर्ण की स्थिति (Pass Status)	उत्तीर्ण / सम्मिलित होने का वर्ष (Year of Passing/Appearing)
Passed	2012
परीक्षा का नाम (Name of Examination)	बोर्ड / विश्वविद्यालय का नाम (Name of Board / University)
Class 12th	COUNCIL FOR THE INDIAN SCHOOL CERTIFICATE EXAMINATIONS
परिणाम मोड (Result Mode)	
Percentage	
Total Marks	Obtained Marks
500	250
	Marks(%)
	50.00

Graduate Qualification Details

उत्तीर्ण की स्थिति (Pass Status)	उत्तीर्ण / सम्मिलित होने का वर्ष (Year of Passing/Appearing)
Passed	2021
परीक्षा का नाम (Name of Examination)	बोर्ड / विश्वविद्यालय का नाम (Name of Board / University)
Bachelor of Arts (BA)	ADIKAM NANNAYA UNIVERSITY, 25-7-9/1, JAYAKRISHNAPURAM, RAJAHMUNDY - 533 105, EAST GODAVARI DISTRICT, ANDHRA PRADESH. (STATE UNIVERSITY)
परिणाम मोड (Result Mode)	
CGPA	
Maximum Grade Point	CGPA Obtained
10	5
	CGPA
	5.00

Post Graduate Qualification Details

उत्तीर्ण की स्थिति (Pass Status)	उत्तीर्ण / सम्मिलित होने का वर्ष (Year of Passing/Appearing)
Appearing	2023
परीक्षा का नाम (Name of Examination)	बोर्ड / विश्वविद्यालय का नाम (Name of Board / University)
M.Pharma	ANDHRA UNIVERSITY, WALTIAIR, VISAKHAPATNAM-530 003, ANDHRA PRADESH. (STATE UNIVERSITY)
परिणाम मोड (Result Mode)	
Select	

Professional Qualification Details

उत्तीर्ण की स्थिति (Pass Status)	उत्तीर्ण / सम्मिलित होने का वर्ष (Year of Passing/Appearing)
Not Applicable	Select
परीक्षा का नाम (Name of Examination)	बोर्ड / विश्वविद्यालय का नाम (Name of Board / University)
Select	Select
परिणाम मोड (Result Mode)	
Select	

Security Pin

Enter security pin (case sensitive)

Security Pin

H4A098



Bachelor of Ayurvedic Medicine & Surgery (BAMS)
DAMODARAM SANJIVAYYA NATIONAL LAW UNIVERSITY, PLOT NO. 116, SECTOR 11 MVP COLONY, VISAKHAPATNAM – 530 017, ANDHRA PRADESH. (STATE UNIVERSITY)

परिणाम मोड (Result Mode)

Percentage

Total Marks

Obtained Marks

Marks(%)

500

400

80.00

Post Graduate Qualification Details

उत्तीर्ण की स्थिति (Pass Status)

Appearing

उत्तीर्ण / सम्मिलित होने का वर्ष (Year of Passing/Appearing)

2023

परीक्षा का नाम (Name of Examination)

M.Pharma

बोर्ड / विश्वविद्यालय का नाम (Name of Board / University)

ADIKAVI NANNAYA UNIVERSITY, 25-7-6/1, JAYAKRISHNAPURAM, RAJAHMUNDRY – 533 105, EAST GODAVARI DISTRICT, ANDHRA PRADESH. (STATE UNIVERSITY)

परिणाम मोड (Result Mode)

Select

Professional Qualification

उत्तीर्ण की स्थिति (Pass Status)

Not Applicable

उत्तीर्ण / सम्मिलित होने का वर्ष (Year of Passing/Appearing)

Select

परीक्षा का नाम (Name of Examination)

Select

बोर्ड / विश्वविद्यालय का नाम (Name of Board / University)

Select

परिणाम मोड (Result Mode)

Select

Security Pin

Enter security pin (case sensitive)

NTA022

Security Pin

81S0U2

Save & Next

Ministry of Education
Government of India

IIFT MBA(IB)
2023-25

राष्ट्रीय परीक्षा एजेंसी
National Testing Agency
Examining & Assessing

Home

Change Password

Logout

Name: TEST

Application No: 221510000036

Application Form Steps

Contact Details

Personal Details

Aadhaar Details

Apply For and Exam Center Details

Academic Qualification Details

Employment Details

Document Upload

Final Submit

Document Upload

S.No.	Required Document	Document Specifications	Upload	Action	View
1	फोटो (Photograph)	Document Format: JPG Min Size (KB): 10 Max Size (KB): 200	<div>Choose File</div> No file chosen		
2	हस्ताक्षर (Signature)	Document Format: JPG Min Size (KB): 4 Max Size (KB): 30	<div>Choose File</div> No file chosen		
3	श्रेणी प्रमाणपत्र (Category Certificate)	Document Format: PDF Min Size (KB): 50 Max Size (KB): 300	<div>Choose File</div> No file chosen		
4	दिवांग प्रमाण पत्र (PwD Certificate)	Document Format: PDF Min Size (KB): 50 Max Size (KB): 300	<div>Choose File</div> No file chosen		

Disclaimer:

This site is designed, developed and hosted by CNR Division, NIC and the contents are provided by NTA. For any further information, please contact NTA at genadmin@nta.nic.in / iftmba@nta.nic.in. (Ver 1.0.136.2.0)

एन आई सी
National Informatics Centre

Ministry of Education
Government of India

IIFT MBA(IB)
2023-25

राष्ट्रीय परीक्षा एजेंसी
National Testing Agency
Examining & Assessing

Home

Change Password

Logout

Name: TEST

Application No: 221510000036

Application Form Steps

Contact Details

Personal Details

Aadhaar Details

Apply For and Exam Center Details

Academic Qualification Details

Employment Details

Document Upload

Final Submit

रोजगार की विस्तृत जानकारी (Employment Details)

क्या आप नौकरी कर रहे हैं / करते थे (Are / Were you Employed) ?

--Select--


Security Pin

Enter security pin (case sensitive)

709GR5


Security Pin

Save and Next




Ministry of Education
Government of India

IFT MBA(IB)
2023-25




राष्ट्रीय परीक्षा एजेंसी
National Testing Agency
Excellence in Assessment

[Home](#)
[Change Password](#)
[Logout](#)




Ministry of Education
Government of India

IIFT MBA(IB)
2023-25




राष्ट्रीय परीक्षा एजेंसी
National Testing Agency
Credence in Assessment

[Home](#)
[Change Password](#)
[Logout](#)



Ministry of Education
Government of India

IIFT MBA(IB)
2023-25



राष्ट्रीय परीक्षा एजेंसी
National Testing Agency
Excellence in Assessment

[Home](#)
[Change Password](#)
[Logout](#)

Application Form Steps

- Contact Details
- Personal Details
- Aadhaar Details
- Apply For and Exam Center Details
- Academic Qualification Details
- Employment Details
- Document Upload
- Final Submit

Review Page - Online Application Form

Review the following particulars carefully. If you would like to change any particulars entered, you may do so by using 'Left Links' button or press 'FINAL SUBMISSION OF APPLICATION' button for final submission.

व्यक्तिगत विवरण (Personal Details)

अभ्यर्थी का नाम (Candidate's Name):	TEST
जन्म तिथि (Date of Birth):	01-12-1950
लिंग (Gender):	Third Gender
पिता का नाम (Father's Name):	TEST F
माता का नाम (Mother's Name):	TEST M
निवास का राज्य / केन्द्र शासित प्रदेश (State/ UT of Residence):	DELHI (NCT)
श्रेणी (Category):	Kashmiri Migrant
यदि आप एक विकलांग केडिडेट हैं, तो क्या आपके पास बेधमार्क विकलांगता है (If you are a PwD Candidate, do you have benchmark disability (40% or more / "Severe" where percentage is not defined)) ?	Yes
विकलांगता का प्रकार (Type of Disability):	Locomotor disability as specified in the Schedule of RPwD Act, 2016
क्या आपको स्काइब की जरूरत है (तुलना बुलेटिन में दिए गए मानदंड के रूप में) (Do you need scribe (as the criteria given in the Information Bulletin)) ?	Yes
विकलांगता का प्रतिशत (Percentage of disability):	60
क्या आपको मधुमेह है (Are You Diabetic) ?	Yes
वार्षिक परिवारिक आय (Annual Family Income):	UPTO 100000
राष्ट्रियता (Nationality):	Indian
साक्षात्कार का स्थान (Place of Interview):	Delhi
आईआईएफटी परिसर प्राथमिकता (IIFT Campus Preference):	Delhi
आधार (Aadhaar):	Not Available
आधार संख्या (Aadhaar Number):	--

के लिए आवेदन (Apply For)

साक्षात्कार का स्थान (Place of Interview):	Delhi
आईआईएफटी परिसर प्राथमिकता (IIFT Campus Preference):	Delhi
आधार (Aadhaar):	Not Available
आधार संख्या (Aadhaar Number):	--

के लिए आवेदन (Apply For)

के लिए आवेदन (Apply For):	IIFT MBA(IB)
परीक्षा राज्य / शहर - पहली पसंद (Exam State/ City-1st choice):	New Delhi (DELHI (NCT))
परीक्षा राज्य / शहर - दूसरी की पसंद (Exam State/ City-2nd choice):	Panaji (GOA)
परीक्षा राज्य / शहर - तीसरी की पसंद (Exam State/ City-3rd choice):	Meerut (UTTAR PRADESH)
परीक्षा राज्य / शहर - चौथी की पसंद (Exam State/ City-4th choice):	Nagpur (MAHARASHTRA)
पिता/अभिभावक व्यवसाय (Father/Guardian Occupation):	AGRICULTURE
पिता/अभिभावक योग्यता (Father/Guardian Qualification):	ILLITERATE
माता/अभिभावक व्यवसाय (Mother/Guardian Occupation):	TEACHING / RESEARCH
माता/अभिभावक योग्यता (Mother/Guardian Qualification):	GRADUATE

10th or Equivalent Qualification Details

उत्तीर्ण की स्थिति (Pass Status):	Passed	उत्तीर्ण / सम्मिलित होने का वर्ष (Year of Passing/Appearing):	1982
परीक्षा का नाम (Name of Examination):	10th	बोर्ड / विश्वविद्यालय का नाम (Name of Board / University):	ASSAM BOARD OF SECONDARY EDUCATION
परिणाम मोड (Result Mode):	CGPA	Maximum Grade Point:	9
CGPA Obtained:	4	CGPA:	4.44

12th or Equivalent Qualification Details

उत्तीर्ण की स्थिति (Pass Status):	Passed	उत्तीर्ण / सम्मिलित होने का वर्ष (Year of Passing/Appearing):	1985
परीक्षा का नाम (Name of Examination):	Class 12th	बोर्ड / विश्वविद्यालय का नाम (Name of Board / University):	ASSAM HR SEC EDUCATION COUNCIL
परिणाम मोड (Result Mode):	Percentage	Obtained Marks:	599
Total Marks:	600	Marks(%):	99.83

Graduate Qualification Details

Post Graduate Qualification Details

उत्तीर्ण की स्थिति (Pass Status):	Appearing	उत्तीर्ण / सम्मिलित होने का वर्ष (Year of Passing/Appearing):	2023
परीक्षा का नाम (Name of Examination):	M.Pharma	बोर्ड / विश्वविद्यालय का नाम (Name of Board / University):	ADIKAVI NANNAYA UNIVERSITY, 25-7-9/1, JAYAKRISHNAPURAM, RAJAHMUNDRY - 533 105, EAST GODAVARI DISTRICT, ANDHRA PRADESH, (STATE UNIVERSITY)
परिणाम मोड (Result Mode):			

Professional Qualification Details

उत्तीर्ण की स्थिति (Pass Status):	Not Applicable	उत्तीर्ण / सम्मिलित होने का वर्ष (Year of Passing/Appearing):	0
परीक्षा का नाम (Name of Examination):		बोर्ड / विश्वविद्यालय का नाम (Name of Board / University):	
परिणाम मोड (Result Mode):			

रोजगार की विस्तृत जानकारी (Employment Details)

क्या आप नौकरी कर रहे हैं / करते थे (Are / Were you Employed)? Unemployed





वर्तमान पता (Present Address)

परिसर संख्या / नाम (Premises No. / Name)	444
उप-स्थानीयता (Sub-Locality)	
स्थानीयता (Locality)	DELHI
देश (Country)	India
राज्य (State /UT)	DELHI
ज़िला (District)	NEW DELHI
पिन कोड (Pin Code)	110020
ईमेल पता (Email Address)	
मोबाइल नंबर (Mobile Number)	
टेलीफोन नंबर एसटीडी कोड के साथ (Telephone Number with STD Code) (Optional)	NA

स्थायी पता (Permanent Address)

परिसर संख्या / नाम (Premises No. / Name)	444
उप-स्थानीयता (Sub-Locality)	
स्थानीयता (Locality)	DELHI
देश (Country)	India

Upload Scanned Files

Sr.No	Document	Display
1	फोटो (Photograph)	
2	हस्ताक्षर (Signature)	
3	श्रेणी प्रमाणपत्र (Category Certificate)	
4	विवरण प्रमाण पत्र (PwD Certificate)	

Particulars checklist to be verified

Kindly verify all the particulars listed below carefully. Once submitted Application Form finally, changes can not be made.

4 विवरण प्रमाण पत्र (PwD Certificate)

Particulars checklist to be verified

Kindly verify all the particulars listed below carefully. Once submitted Application Form finally, changes can not be made.

☒ My Name

☒ Date of Birth

☒ Person With Disability (PwD)

☒ Employment Details

☒ Father Name

☒ Gender

☒ Examination Cities

☒ Academic Qualification Details

☒ Mother Name

☒ Category

☒

☒

Declaration

I hereby declare that I have filled up this Online Application Form after carefully reading the Information Bulletin and fully understanding the provisions/ procedures mentioned therein. I further declare that all the particulars given by me in this Form are true and correct to the best of my knowledge and belief. I agree that my result may be withheld or my candidature cancelled, in case it is found that false information has been furnished by me in this application. I shall abide by these terms and conditions as well as those laid down in the Information Bulletin, Public Notices, and Advisories issued by NTA regarding IIFT MBA(IB) 2023-25 from time to time.


मैं घोषणा करता/करती हूँ कि मैंने सूचना विवरणिका को ध्यान से पढ़ने और उसमें उल्लिखित प्रावधानों/प्रक्रियाओं को पूरी तरह से समझने के बाद, ऑनलाइन पंजीकरण पत्र भरा है। मैं यह भी घोषणा करता/करती हूँ कि इस आवेदन पत्र में मेरे द्वारा दिए गए सभी विवरण सही हैं। यदि भविष्य में किसी भी समय यह पाया जाता है कि इस आवेदन पत्र में गलत जानकारी दी गई है तो मेरा परिणाम रोक या रद्द हो सकता है/परिणाम रोकित नहीं किया जा सकता है या मेरी उम्मीदवारी रद्द की जा सकती है। मैं समय-समय पर आईआईएफटीएमबीए (आईबी) 2023-25 परीक्षा से सम्बंधित राष्ट्रीय परीक्षा एजेंसी द्वारा जारी सूचना विवरणिका, सार्वजनिक सूचना और सलाह में उल्लिखित नियमों और शर्तों का भली-भांति पालन करूंगा/करूंगी।

☒ I Agree

Final Submission of Application

Ministry of Education
Government of India

IIFT MBA(IB)
2023-25

 राष्ट्रीय परीक्षा एजेंसी
National Testing Agency
एनटीए

Home

Change Password

Register Query

Logout

Name: TEST

Application No: 221510000036

Activities

Registration Form

View Application Form

Fee Payment

Verify Mobile No. & Email Id

Mobile No. - Verified

Verify Email Id

Current Status

Registration Form	Completed
Application Form	Completed
Fee Payment	Incomplete

You have submitted application form for IIFT MBA(IB) 2023-25.

Your application will be considered complete only after successful payment of application fee.

After payment of fee, you will not be able to edit the filled application details and documents uploaded.

You are required to pay the fee Rs. ₹-.


Application Number : 221510000036

Edit Application Form

Your Email Id yet to be verified. Click here to verify your Email Id first.

Ministry of Education
Government of India

IIFT MBA(IB)
2023-25

 राष्ट्रीय परीक्षा एजेंसी
National Testing Agency
एनटीए

Home

Change Password

Register Query

Logout

Name: TEST

Application No: 221510000036

Activities

Registration Form

View Application Form

Fee Payment

Verify Mobile No. & Email Id

Mobile No. - Verified

Email Id - Verified

Current Status

Registration Form	Completed
Application Form	Completed
Fee Payment	Incomplete

You have submitted application form for IIFT MBA(IB) 2023-25.

Your application will be considered complete only after successful payment of application fee.

After payment of fee, you will not be able to edit the filled application details and documents uploaded.

You are required to pay the fee Rs. ₹-.

Application Number : 221510000036

Edit Application Form

Pay Examination Fee Rs. ₹-

40

Mode of Payment

Activity : Examination Fee Payment

Select Mode of Payment

☐ Online Payment

Proceed for payment

Note: Fee can be deposited through Debit/Credit Card/Net Banking/UPI

IIFT MBA(IB)

2023-25

This Payment Request will be expired within : 09:49 minute

User Details

Candidate Name	TEST	Fee Amount	₹
Application Number	221510000036	Customer Id	22151000003601901
Date of Birth	01-12-1950		

Examination Fee Payment

Select Payment Provider : ☐ ICICI Bank Payment Gateway (Debit Card/Credit Card/UPI/Net Banking of any bank)

Proceed for payment

Click here to [Cancel](#) this Transaction.

Ministry of EducationGovernment of IndiaIIFT MBA(IB)2023-25राष्ट्रीय परीक्षा एजेंसीNational Testing Agency

HomeChange PasswordRegister QueryLogout

Name: TESTApplication No: 221510000036

Activities

Registration Form

View Application Form

View Payment Details

Download Confirmation Page

Download Confirmation Page

Verify Mobile No. & Email Id

Mobile No.- Verified


Email Id - Verified

Current Status

Registration Form	Completed
Application Form	Completed
Fee Payment	Completed

You have completed all the steps of online Application Form.
Now download the confirmation page.
Application Number : 221510000036

Download Confirmation Page

Application No.	221510000036		-
DO NOT SEND THIS PAGE TO NATIONAL TESTING AGENCY (NTA).			
CANDIDATE IS REQUESTED TO RETAIN THE PRINTOUT OF CONFIRMATION PAGE FOR FUTURE REFERENCE.			

व्यक्तिगत विवरण (Personal Details)

Aadhaar	Not Available	Aadhaar Number	--
अभ्यर्थी का नाम (Candidate's Name)	TEST	जन्म तिथि (Date of Birth)	01-12-1950
माता का नाम (Mother's Name)	TESTM	लिंग (Gender)	Third Gender
पिता का नाम (Father's Name)	TEST F	राष्ट्रियता (Nationality)	Indian
श्रेणी (Category)	Kashmiri Migrant		
यदि आप एक विकलांग केडिडेट हैं, तो क्या आपके पास बेन्चमार्क विकलांगता है (If you are a PwD Candidate, do you have benchmark disability (40% or more / "Severe" where percentage is not defined)) ?	Yes		
विकलांगता का प्रकार (Type of Disability)	Locomotor disability as specified in the Schedule of RPwD Act, 2016		
क्या आपको स्क्राइब की जरूरत है (सूचना बुलेटिन में दिए गए मानदंड के रूप में) (Do you need scribe (as the criteria given in the Information Bulletin)) ?	Yes		
विकलांगता का प्रतिशत (Percentage of disability)	60		
निवास का राज्य / केन्द्र शासित प्रदेश (State/ UT of Residence)	DELHI (NCT)		
वार्षिक पारिवारिक आय (Annual Family Income)	UPTO 100000		
क्या आपको मधुमेह है (Are You Diabetic) ?	Yes		
साक्षात्कार का स्थान (Place of Interview):	Delhi		
आईआईएफटी परिसर प्राथमिकता (IIFT Campus Preference):	Delhi		

के लिए आवेदन (Apply For)

के लिए आवेदन (Apply For)	<input checked="" type="checkbox"/> IIFT MBA(IB)
परीक्षा राज्य / शहर - पहली पसंद (Exam State/ City-1st choice)	DELHI (NCT) - New Delhi
परीक्षा राज्य / शहर - दूसरी की पसंद (Exam State/ City-2nd choice)	GOA - Panaji
परीक्षा राज्य / शहर - तीसरी की पसंद (Exam State/ City-3rd choice)	UTTAR PRADESH - Meerut
परीक्षा राज्य / शहर - चौथी की पसंद (Exam State/ City-4th choice)	MAHARASHTRA - Nagpur



रोजगार की विस्तृत जानकारी (Employment Details)

क्या आप नौकरी कर रहे हैं / करते थे (Are / Were you Employed) ?	Unemployed
--	------------

वर्तमान पता (Present Address)

परिसर संख्या / नाम (Premises No. / Name), उप-स्थानीयता (Sub-Locality), स्थानीयता (Locality)	444, DELHI
जिला (District), राज्य (State /UT), देश (Country), पिन कोड (Pin Code)	NEW DELHI, DELHI, India, 110020
ईमेल पता (Email Address)	testm@gmail.com
मोबाइल नंबर (Mobile Number)	9876543210
टेलीफोन नंबर एसटीडी कोड के साथ (Telephone Number with STD Code) (Optional)	NA

Images Uploaded by Candidate

Photo	Signature
	

Fee Payment Details

Activity	Application No	Reference No	Transaction Date	Amount	Customer ID	Payment Mode
Application fee	221510000036	1905393132	23/09/2022 20:18:31	₹	22151000003601901	EPG

Annexure-VI: Computer Based Test (CBT)

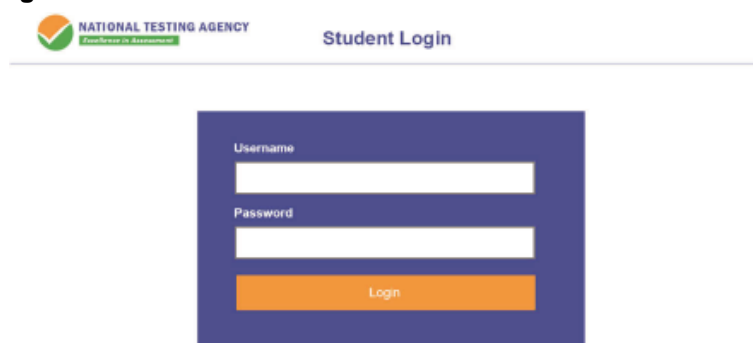
The major examinations being conducted by NTA will be Computer Based Test (CBT). A CBT requires candidates to sit in front of a computer terminal (node) allocated to them against their Roll number and Admit card. After logging the candidate will get detailed instructions for the examinations. At the designated time of start of examination, the candidates will be able to proceed and see the questions on the computer screen using the computer mouse. Candidates will have the option to change / modify / edit / answers already entered any time during the examination.

Procedure for appearing in Computer Based Test (CBT):

(Sample/mock test will be available on NTA website: www.nta.ac.in for hands on practice)

- (a) A computer terminal (node) indicating roll number will be allocated to each candidate. Candidates should find and sit on their allocated computers only. Any candidate found to have changed room/hall or the computer on their own other than the one allotted would lead to cancellation of candidature and no plea in this regard would be entertained.
- (b) For login, the candidate will have to enter **login-ID and password**. The computer terminal allotted to the candidate will display WELCOME login screen, Candidate's photograph.

Candidate Login Page



Candidate Welcome Screen





- (c) After login, the candidate shall be able to see the detailed instructions for the examination. Candidates are advised to go through the instructions carefully regarding the type of questions and marking scheme. At the designated time of start of the examination, the candidates will be able to proceed and see the questions on the computer screen.

General Instruction Page

View in : English ▼

Please read the instructions carefully

General Instructions:

1. Total duration of examination is 60 minutes.
2. The clock will be set at the server. The countdown timer in the top right corner of screen will display the remaining time available for you to complete the examination. When the timer reaches zero, the examination will end by itself. You will not be required to end or submit your examination.
3. The Question Palette displayed on the right side of screen will show the status of each question using one of the following symbols:
 - 1 You have not visited the question yet.
 - 2 You have not answered the question.
 - 3 You have answered the question.
 - 4 You have NOT answered the question, but have marked the question for review.
 - 5 The question(s) "Answered and Marked for Review" will be considered for evaluation.The Marked for Review status for a question simply indicates that you would like to look at that question again.
4. You can click on the ">" arrow which appears to the left of question palette to collapse the question palette thereby maximizing the question window. To view the question palette again, you can click on "<" which appears on the right side of question window.
5. You can click on your "Profile" image on top right corner of your screen to change the language during the exam for entire question paper. On clicking of Profile image you will get a drop-down to change the question content to the desired language.
6. You can click on  to navigate to the bottom and  to navigate to the top of the question area, without scrolling.

Navigating to a Question:

7. To answer a question, do the following:
 - a. Click on the question number in the Question Palette at the right of your screen to go to that numbered question directly. Note that using this option does NOT save your answer to the current question.
 - b. Click on **Save & Next** to save your answer for the current question and then go to the next question.
 - c. Click on **Mark for Review & Next** to save your answer for the current question, mark it for review, and then go to the next question.

Answering a Question :

8. Procedure for answering a multiple choice type question:
 - a. To select your answer, click on the button of one of the options.
 - b. To deselect your chosen answer, click on the button of the chosen option again or click on the **Clear Response** button.
 - c. To change your chosen answer, click on the button of another option.
 - d. To save your answer, you MUST click on the **Save & Next** button.
 - e. To mark the question for review, click on the **Mark for Review & Next** button.
9. To change your answer to a question that has already been answered, first select that question for answering and then follow the procedure for answering that type of question.

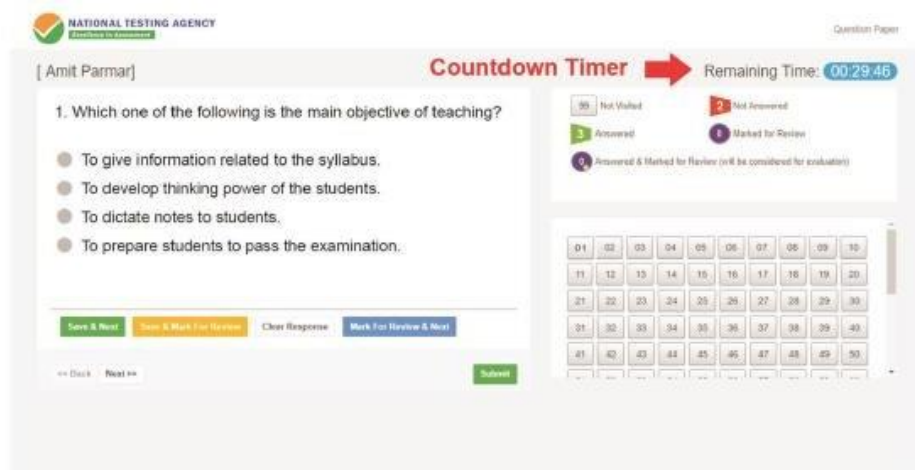
Navigating through sections:

10. Sections in this question paper are displayed on the top bar of the screen. Questions in a section can be viewed by clicking on the section name. The section you are currently viewing is highlighted.
11. After clicking the **Save & Next** button on the last question for a section, you will automatically be taken to the first question of the next section.
12. You can shuffle between sections and questions anytime during the examination as per your convenience only during the time stipulated.
13. Candidate can view the corresponding section summary as part of the legend that appears in every section above the question palette.

The keyboard attached to the computer, if any, will be disabled during the entire duration of the examination. Depending on the type of question, the answers to questions can either be entered by clicking on the virtual on-screen keyboard (numeric or otherwise) using the computer mouse or by clicking the chosen option(s) using the computer mouse. Candidates will have the option to change/modify answers already entered anytime during the entire duration of the examination.

In case the computer/mouse allotted to any candidate malfunctions anytime during the test, he/she will be immediately allotted another computer system and the time lost due to this will be adjusted in the server so as to give the candidate the full allotted time.

The on-screen computer clock counter of every candidate will be set at the server. The countdown timer in the top right side of computer screen will display the time remaining (in minutes) available for the candidate to complete the examination. When the timer reaches zero, the examination will end by itself. Candidate will not be required to end or submit the examination.



- (d) The Question Palette displayed on the right side of screen will show the status of each question using one of the following symbols:



The question(s) “Answered and Marked for Review” status for a question indicates that candidate would like to have a relook at that question again. A candidate has the option of answering a question and simultaneously “Marked for Review”, these answers will be considered for evaluation. However, if a candidate has simply put “Marked for Review” for a question without answering it, the corresponding question marked for review without an answer will not be considered for evaluation. It may be noted that a candidate can return to any “Marked for Review” question any time during the examination by clicking on the corresponding question number icon displayed on the Question Palette of the corresponding section.

- (e) Candidate can click on the “>” arrow which appears to the left of question palette to collapse the question palette thereby maximizing the question viewing window. To view the question palette again, candidate can click on “<” which appears on the right side of question window.
- (f) Candidate can click on to navigate to the bottom and to navigate to the top of the question area, without scrolling. Using the computer mouse the candidate can scroll up and down the question viewing area for viewing the entire question.
- (g) The full paper can be viewed by clicking the “Question Paper” icon on the top right corner of the screen.
- (h) Blank Sheets for doing rough work/calculations shall be provided to the candidates. The Blank Sheets would have a Header page for the candidates to write down his/her Name and Roll Number. All calculations/writing work are to be done only in the Blank Sheets provided at the centre in the examination Room/Hall and on completion of the test candidates must hand over the rough sheets to the invigilator on duty in the Room/Hall.
- (i) Navigating to a Question To navigate between questions within a Paper, candidate needs to do the following:

- (a) Click on the question number in the Question Palette at the right of the screen to go to that numbered question directly. Note that using this option does NOT save the answer to the currently displayed question.
- (b) Click on “Save & Next” to save the answer of any question. Clicking on “Save & Next” will save the answer for the current question and the next question will be displayed on the candidate’s computer screen.
- (c) Click on “Mark for Review & Next” to mark a question for review (without answering it) and proceed to the next question.



(j) Answering a Question

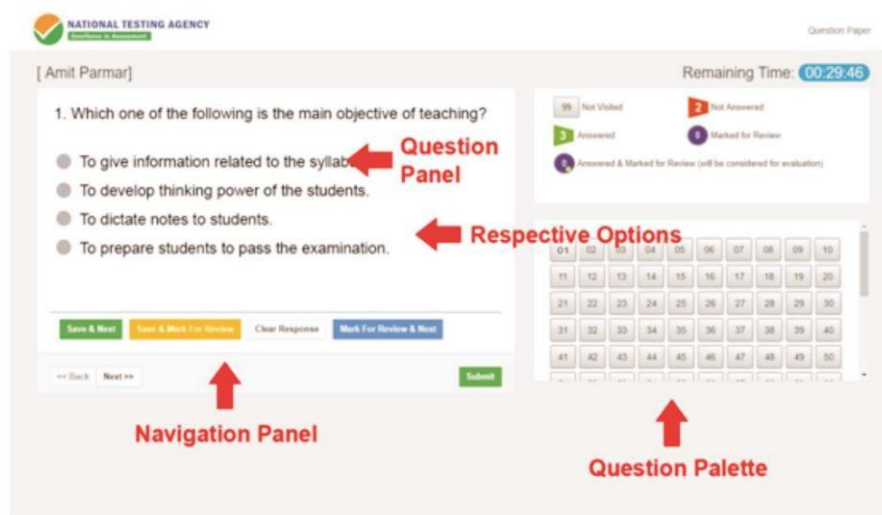
To navigate between questions within a Paper, candidate needs to do the following:

(i) Procedure for answering a multiple-choice type question:

- (a) To select the option(s), click on the corresponding button(s) of the option(s).
- (b) To deselect the chosen answer, click on the button of the chosen option again or click on the “Clear Response” button.
- (c) To save the answer, the candidate MUST click on the “Save & Next” button.
- (d) To mark the question for review (without answering it), click on the “Mark for Review & Next” button.

(k) Navigating through sections:

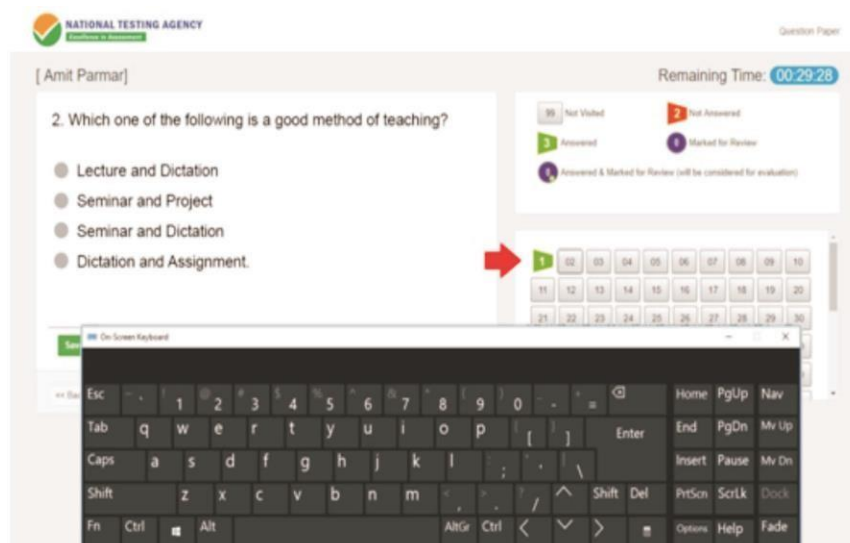
- (i) Sections in the question paper are displayed on the top bar of the screen. Questions in a section can be viewed by clicking on the section name. The section in which candidate is currently viewing will be highlighted.
- (ii) After clicking the “Save & Next” button on the last question for a section, candidate will automatically be taken to the first question of the next section.
- (iii) Candidate can shuffle between sections and questions within sections anytime during the examination as per the convenience only during the time stipulated.
- (iv) Candidate can view the corresponding section summary as part of the legend that appears in every section above the question palette.



(I) **Procedure for answering questions that require inputs from on-screen virtual key board (numeric or otherwise):**

- (a) Candidate will have to use the on-screen virtual keyboard (that would be displayed just below the question statement of these types of questions) and the attached computer mouse to enter his/her answer in the space provided for answer.

On Screen Virtual Keyboard



- (b) The answer can be changed, if required, anytime during the test. To save the answer, the candidate MUST click on the “Save & Next” button.
- (c) To mark the question for review (without answering it), click on the “Mark for Review & Next” button.

Candidate will have the option to change previously saved answer of any question, anytime during the entire duration of the test. To change the answer to a question that has already been answered, first select the corresponding question from the Question Palette, then click

on “Clear Response” to clear the previously entered answer and subsequently follow the procedure for answering that type of question.

(m) Rough Work:

All calculations/writing work are to be done only in the rough sheet provided at the centre in the examination Room/Hall and on completion of the test candidates must hand over the rough sheets to the invigilator on duty in the Room/Hall.

Annexure-VII: Caste Certificate for Scheduled Caste / Tribe Candidate

1. This is to certify that Shri/Smt/Kumari..... Date of Birth..... Son/Daughter of..... of village/town in District/Division of State/Union Territorybelongs to the.....Caste/Tribe which is recognized as SC/ST under The Constitution (Scheduled Caste) Order, 1950. The Constitution (Scheduled Caste) Union Territories Order, 1951. The Constitution (Scheduled Tribes) Union Territories Order, 1951, as amended by the SCs And STs List (Modification) Order, 1950; The Bombay Reorganization Act, 1960; The Punjab Reorganization Act, 1966; The State Of HP Act, 1970; The North Eastern Areas (Reorganization) Act, 1971 and the SCs And STs Order (Amendment) Act, 1976. The Constitution (Jammu& Kashmir) SC Order, 1956. The Constitution (Andaman & Nicobar Islands) SC Order 1959 as amended by SCs and STs Order (Amendment) Act, 1976. The Constitution (Dadra And Nagar Haveli) SCs Order, 1962. The Constitution (Dadra And Nagar Haveli) STs Order, 1962. The Constitution (Pondicherry) SCs Order, 1964. The Constitution Scheduled Tribes (Uttar Pradesh) Order, 1967. The Constitution (Goa, Daman & Diu) SCs Order, 1968. The Constitution (Nagaland) STs Order, 1970. The Constitution (Sikkim) SCs Order, 1968 or any such Govt. of India directive applicable at the time of counselling.
2. Shri/Smt/Kumari.....and/or his/her family ordinarily reside(s) in Village Town.....of District.....of State/Union Territory of
3. Applicable in the case of SC/ST persons who have migrated from State/Union Territory Administration to another State/Union Territory. The certificate is issued on the basis of the SC/ST Certificate to Shri/Smt..... father /mother of Shri/Smt/Kumari..... of Village/Town..... in District/Division..... of the State/Union Territory who belongs to the Scheduled Caste/ Scheduled Tribe in the State/Union Territory issued by the (Name of the prescribed authority) vide their No Dated.....

Signature Designation (with Seal of Office)

Place(State/Union Territory)

Date.....

*Please delete the words which are not applicable. Please quote specific presidential order.

Note: The term ordinarily reside(s) used here has the same meaning as in section 20 of the representation of the people's act, 1950.

List of Authorities Empowered to Issue SC/ST Certificates

1. District Magistrate/Additional District Magistrate/Deputy Commissioner/Additional Deputy Commissioner/Deputy Collector/1st Class Stipendiary Magistrate/City Magistrate/Sub-divisional Magistrate/Taluka Magistrate/Executive Magistrate/Extra Assistant Commissioner not below the rank of 1st class Stipendiary Magistrate.
2. Chief Presidency Magistrate/Additional Chief Presidency Magistrate/Presidency Magistrate
3. Revenue Officers, not below the rank of Tehsildar
4. Sub-divisional Officer of the area where the candidate and/or his family normally resides
5. Administrator/Secretary to Administrator/Development Officer (Lakshadweep Islands)
6. Certificate issued by any other authority will be rejected.

Annexure-VIII: Income and Asset certificate to be produced by Economically Weaker Sections

Government of
(Name address of the authority issuing the certificate)

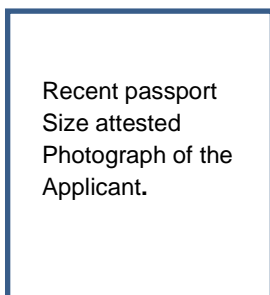
Certificate NO.

Date:.....

VALID FOR THE YEAR

1. This is to certify that Shri/Smt/Kumari son/daughter/wife of, permanent resident of..... village/street..... Post office District In the state /Union Territory..... Pin Code.....whose photograph is attested below belongs to Economically Weaker sections, since the gross annual income * of his/her family** is below Rs 8/- lakhs (Rupees eight Lakhsonly) for the financial year..... His/her family does not own or possess any of the following assets:***
 - I. 5 acres of agricultural land and above.
 - II. Residential flat of Rs 1000 sq.ft and above
 - III. Residential plot of 100 sq. yards and above in notified municipalities
 - IV. Residential plot of 200 sq. yards and above in areas other than the notified municipalities.
2. Shri/Smt/Kumari belongs to thecaste which is not recognised as a Scheduled Caste, Scheduled Tribe and other Backward Classes (Central List).

Signature with seal of office
Name.....
Designation.....



*Note1: Income covered all sources, i.e., salary, agriculture, business profession etc.

**Note 2: The term "Family" for this purpose includes the person, who seeks benefit of reservation, his/her parents and siblings below the age of 18 years as also his/her spouse and children below the age of 18 years.

***Note 3: The property held by a "Family" in different locations or different places, cities have been clubbed while applying the land or property holding test to determine the EWS status

Annexure-IX: OBC Non-Creamy Layer (NCL) Certificate Format
FORM OF CERTIFICATE TO BE PRODUCED BY OTHER BACKWARD CLASSES NCL) APPLYING FOR
ADMISSION TO CENTRAL EDUCATIONAL INSTITUTIONS (CEIs), UNDER THE GOVERNMENT OF INDIA

This to certify that Shri/Smt./Kum* _____ Son/Daughter* of Shri/Smt.* of _____
_____ Village/Town* _____ District/Division* _____
_____ in the State/Union Territory _____ belongs to the _____
_____ community that is recognized as a backward class under Government of India**,
Ministry of Social Justice and Empowerment's Resolution No. _____ dated
_____ ***. Shri/Smt./Kum.* _____ and his/ her family
ordinarily reside(s) in the _____ District/Division of _____
State/ Union Territory.

This is also to certify that he/she does NOT belong to the persons/ sections (Creamy Layer) mentioned in Column 3 of the Schedule to the Government of India, Department of Personnel & Training O.M. No. 36012/22/93 Estt. (SCT) dated 08/09/93 which is amended vide OM No. 36033/2004 Estt. (Res.) dated 09/03/2004, further amended vide OM No. 36036/2/2013 Estt. (Res.) dtd. 30/05/2014****.

Place: _____ District Magistrate/ Deputy Commissioner/

Dated: _____ Any other Competent Authority (With seal of the Office)

*- Please delete word(s) which are not applicable.

** - As listed in the Annexure (for FORM OBC NCL).

*** - The authority issuing the certificate needs to mention the details of Resolution of Government of India, in which the caste of the candidate is mentioned as OBC.

**** - As amended from time to time.

NOTE: (a) The term 'Ordinarily resides' used here will have the same meaning as in Section 20 of the Representation of the people Act, 1950.

(a) The authorities competent to issue Caste Certificates are indicated below:

- I. District Magistrate/ Additional Magistrate/ Collector/ Deputy Commissioner/ Additional Deputy Commissioner/ Deputy Collector/ 1st Class Magistrate/ Sub Divisional magistrate/ Taluka Magistrate/ Executive Magistrate/ Extra Assistant Commissioner (not below the rank of 1st Class Stipendiary Magistrate).
- II. Chief Presidency Magistrate/ Additional Chief Presidency Magistrate/ Presidency v.
- III. Revenue Office not below the rank of Tehsildar' and (iv) Sub Divisional Officer of the area where the candidate and/or his family resides

Declaration/undertaking - for OBC candidates only

I, son / daughter of Shri resident of Village / Town/City.....DistrictState hereby declare that I belong to the.....Community which is recognized as a Backward Class by the Government of India for the purpose of reservation in services as per orders contained in Department of Personnel and Training Office Memorandum No.36012/22/93- Estt.(SCT), dated 8/9/1993. It is also declared that I do not belong to persons/ Sections(Creamy Layer) mentioned in Column 3 of The Schedule to the above referred Office Memorandum, Dated 8/9/1993, which is Modified vide Department of Personnel and Training Office

Memorandum No. 36033/1/2013 Estt.(Res.) dated 27th May, 2013.

Place:

Signature of the Candidate

Date:.....

- Declaration/undertaking not signed by candidate will be rejected.
- False declaration will render the applicant liable for termination of registration at any time. Creamy Layer DefinitionOBC Creamy layer is defined comprehensively at <http://ncbc.nic.in/html/creamyayer.html>

Annexure-X: Certificate regarding physical limitation in an examinee to write

This is to certify that, I have examined Mr/Ms/Mrs _____ (name of the candidate with disability), a person with _____ (nature and percentage of disability as mentioned in the certificate of disability), S/o/ D/o _____ a resident of _____ (village /District/State) and to state that the/she has physical limitation which hampers his/her writing capabilities owing to his/her disability.

Signature

Recent
Photograph of
the applicant
to be pasted
here

Chief Medical Officer/Civil Surgeon/Medical superintendent

of a Government health care institution

Name & Designation

Name of Government Hospital/Health care centre with seal

Place _____

Date _____

Note:

Certificate should be given by a specialist of the relevant stream/disability (eg. Visual impairment – Ophthalmologist, Locomotor disability –Orthopaedic specialist/PMR).

Annexure-XI: Letter of Undertaking for using Own Scribe

Recent
Photograph of
the applicant
to be pasted
here

I _____, a candidate with (name of the disability) appearing for the _____ (name of the examination) bearing Roll No. _____ at _____ (name of the centre) in the District _____ (name of the State). My qualification is _____

I do hereby state that _____ (name of the scribe) will provide the service of scribe/reader/lab assistant for the undersigned for taking the aforesaid examination.

I do hereby undertake that his qualification is _____. In case, subsequently it is found that his qualification is not as declared by the undersigned and is beyond my qualification, I shall forfeit my right to the post and claims relating thereto.

(Signature of the candidate with Disability)

Place:

Date:

NOTE: Please bring Aadhaar Card/ Any other Govt. ID Card of Scribe.

Annexure-XII: Self Declaration by The Candidate In Lieu Of Category Certificate

Name of the candidate: _____

Address: _____

Passport size
Photograph of the
Candidate

Application Number of IIFT MBA(IB)-2023-25: _____

Mobile No: _____ Email: _____

Since I have not been able to collect the category certificate on time, I may kindly be allowed to write IIFT MBA(IB)-2023-25 provisionally. I hereby declare that I will furnish appropriate Category Certificate (as applicable) at the time of Counselling/Admission.

I understand that inability to upload the same by the given date and time will lead to the withdrawal of the Category benefit. I also understand that, if qualified, my Category will be adjusted accordingly in the Common Rank List.

Signature of Father/Mother

Name:

Date:

Signature of Applicant:

Date:

Annexure-XIII: Format of The Certificate For The Candidates Under Persons With Benchmark Disability Category (Pwbd)

NAME & ADDRESS OF THE INSTITUTE/HOSPITAL ISSUING THE CERTIFICATE

Certificate No. :

Date:

CERTIFICATE FOR PERSONS WITH DISABILITIES

Affix Recent
Passport size
Attested
Photograph
here

This is to certify that Shri/Smt/Kum*_____

son/daughter* of Shri _____ Age _____ years _____ Registration

No. _____ is a case of Locomotor disability/Cerebral Palsy/Blindness/Low vision/Hearing

impairment/Other disability* and has been suffering from degree of disability not less than _____ %

(_____) The details of his/her above mentioned disability is described below:

(IN CAPITAL LETTERS)

Note:-

1. This condition is progressive/non-progressive/likely to improve/not likely to improve.*
2. Re-assessment is not recommended/is recommended after a period of months/years.
3. The certificate is issued as per PwBD Act, 1995.

* Strike out whichever is not applicable.

**Sd/-
(DOCTOR)
Seal**

**Sd/-
(DOCTOR)
Seal**

**Sd/-
(DOCTOR)
Seal**

Signature/Thumb impression of the person

Countersigned by the Medical Superintendent/CMO/ Head of Hospital (With Seal)



011-40759000



National Testing Agency

(An autonomous organization under the Department of
Higher Education, Ministry of Education, Government of India)

Email : iiftmba-ib@nta.ac.in

Website: www.nta.ac.in, <https://iift.nta.nic.in>