



राष्ट्रीय परीक्षा एजेंसी
National Testing Agency
Excellence in Assessment



भारतीय चिकित्सा प्रणाली के लिए राष्ट्रीय आयोग
National Commission for Indian System of Medicine



राष्ट्रीय होम्योपैथी आयोग
NATIONAL COMMISSION FOR HOMOEOPATHY

Information Bulletin

All India Ayush Post Graduate Entrance Test



Academic Session- 2022-23

<https://aiapget.nta.nic.in/>

www.nta.ac.in



NATIONAL TESTING AGENCY

Vision

The right candidates joining best institutions will give India her demographic dividend.

Mission

To improve equity and quality in education by administering research based valid, reliable, efficient, transparent, fair and international level assessments. The best subject matter experts, psychometricians and IT delivery and security professionals will ensure that the current gaps in existing assessment systems are properly identified and bridged.

Core Values

NTA will create a system which will promote teaching (by teachers), learning (by students) and assessment (by parents and institutions). NTA strongly believes in quality, efficiency, effectiveness, equity and security of assessments. To practice these values, NTA will constantly engage with its stakeholders, viz. students, parents, teachers, experts and partner institutions.

Index

S. No	Particulars	Page No.
A	Important Information and Dates at a Glance	1
B	Introduction	4
1	About National Testing Agency (NTA)	4
2	About National Commission for Indian System Of Medicine and National Commission for Homoeopathy	4
3	All India Ayush Post Graduate Entrance Test (AIAPGET)-2022	5
4	Scheme of Examination	6
5	Eligibility Criteria for AIAPGET-2022	6
6	Reservations	7
7	Facilities for PwBD candidates to appear in the exam	9
8	Choice of Cities for Exam Centre	10
9	General Instructions	10
10	Registration and Application Process	13
11	Admit Card for AIAPGET-2022	18
12	Procedure for appearing in Computer Based Test (CBT)	19
13	Conduct of the Examination	19
14	Test Practice Centres (TPCs)	21
15	Caution Notice & Non-Disclosure Agreement (India)	21
16	Unfair Means Practices and Breach of Examination Rules	22
17	Display of Recorded Responses	23
18	Display of Provisional Answer Key for Challenges	23
19	Declaration of Results	24
20	Correspondence with NTA	24
21	Query Redressal System	25
22	Common Services Centres/Facilitation Centres	25
23	Weeding Out Rules	25
24	Legal Jurisdiction	25
ANNEXURE		
I	Payment of Exam Fee - Procedure/ Mode / Service Provider(s) and Services Charges	26
II	Certificate regarding physical limitation to write in an examination	29
III	List of Examination cities for AIAPGET 2022	30
IV	Computer based test (CBT)	31
V	NTA: Test Practice Centres (TPCs)	36
VI	Common Services Centres/Facilitation Centres	37
VII	Instructions Regarding COVID-19	38
VIII	State Wise List of Colleges	41
IX	Replica of Application Form	42

IMPORTANT INFORMATION AND DATES AT A GLANCE

(Please refer to Information Bulletin for details)

Dates, Fee Details and Application Procedure:

Online registration and submission of Application Form (complete in all respect) through NTA Website: aiapget.nta.nic.in	25 July 2022 to 18 August 2022 (upto 11:50 P.M.)
Last date for successful transaction of Examination Fee (through Canara Bank/ ICICI Bank / Credit Card/ Debit Card/Net Banking/UPI)	19 August 2022 (upto 11:50 P.M.)
General (UR)/ OBC-(NCL)	₹ 2700/-
General-EWS	₹ 2450/-
SC/ST/PwD	₹ 1800/-
Third gender	₹ 1800/-
Note: Applicable service/processing charges & GST over and above the Examination fee, are to be paid by the candidate to the concerned Bank/ Payment Gateway Integrator (For details, Annexure -I may be referred to).	
Correction in the Particulars of Application Form online only	20 August 2022 to 22 August 2022 (upto 11:50 P.M.)
Downloading of Admit Cards by the candidate's from NTA website	Will be announced later
Date of Examination	Will be announced later
Duration of Examination	120 minutes (02.00 hours)
Timing of Examination	Will be announced later
Exam Centre	As indicated on the Admit Card
Display of Questions, Recorded Responses and Provisional Answer Keys on the Website for inviting challenge(s) from interested candidates.	To be announced later through NTA website
Declaration of Result on NTA Website	To be announced later through NTA website
Website	www.nta.ac.in/ https://aiapget.nta.nic.in/

[Note: (i) **Multiple Application Forms submitted by a candidate will not be accepted at any cost.**
(ii) The fee can be submitted only online through Net Banking, Credit Card, Debit Card or UPI Services. Processing charges and GST as applicable are chargeable to the candidate (in addition to the Examination fee) by the concerned Bank/Payment Gateway Integrator. For details / procedure, please see Annexure-I]

1. Candidates must read carefully the Instructions (including how to fill up Application Form online) given in the Information Bulletin available on the NTA Website. Candidates not complying with the Instructions shall be summarily disqualified.
2. Candidates can apply for **AIAPGET 2022** through “Online” mode only. **The Application Form in any other mode will not be accepted.**
3. **Only one application is to be submitted by a candidate. More than one application i.e. multiple Application Forms submitted by a candidate will not be accepted.**
4. **Instructions for filling Online Application Form:**
 - ❖ Download Information Bulletin and Replica of Application Form. Read these carefully to ensure your eligibility.

❖ **Follow the steps given below to Apply Online:**

Step-1: Apply for Online Registration using own Email Id and Mobile No.

Step-2: Fill in the Online Application Form and note down the system generated Application Number. Upload scanned images of: (i) a recent photograph (file size 10Kb – 200Kb) either in colour or black & white with 80% face (without mask) visible including ears against white background; (ii) candidate's signature (file size: 4kb - 30kb); (iii) PwD certificate (file size: 50kb to 300kb) in pdf format.

Step-3: Pay fee using **the Payment Gateway(s) integrated to the Online Application through Net Banking / Debit Card / Credit Card / UPI** and keep proof of fee paid.

All the 3 Steps can be done together or at separate timings.

5. After (successful completion of Step-3, Confirmation Page of the Application Form, should be downloaded and a printout of the same may be retained for future reference. The Confirmation Page of the online Application Form could be generated **only after successful payment by the Candidate**.

In case the Confirmation Page is not generated after payment of prescribed Fee, then the candidate should approach the concerned Bank/Payment Gateway integrator (in the helpline number and email given in Annexure-I of the Information Bulletin), for ensuring the successful payment.

In spite of above, if successful transaction is not reflected on the Portal, the candidate may contact NTA Helpline. If the payment issue is still not resolved, the candidate may pay second time.

However, any duplicate payment received from the candidate by NTA in the course of said transactions will be refunded through the same payment mode through which the duplicate payment is received, after fee reconciliation by NTA.

6. Information such as his/ her name, contact details / address, category, PwD status, educational qualification details, date of birth, choice of exam cities, etc. provided by the candidate in the online Application Form will be treated as final. Any request for change in such particulars after the closure of correction period will not be considered by NTA.
7. *NTA does not edit/modify/alter any information entered by the candidate under any circumstances. Any request for change in information will not be entertained. Therefore, candidates are advised to exercise utmost caution while filling up correct details in the Application Form. Corrections sent by the candidate through Post/ Fax/ WhatsApp/Email/by Hand will not be entertained by NTA.*
8. *NTA disclaims any liability that may cause due to incorrect information provided by the candidate in his/her online Application Form.*
9. Candidates must ensure that their email address and mobile number to be registered in their online Application Form are their own, as relevant/important information/ communication will be sent by NTA through e-mail on the registered e-mail address and / or through SMS on registered mobile number only. NTA shall not be responsible for any non-communication / mis-communication with a candidate in the email address or mobile number given by him/her other than his/her own.
10. Candidates are advised to visit the NTA Website and check their e-mails regularly for latest updates.
11. Candidates shall appear in the exam at their own cost at the Examination Centre on the Date / Shift and time indicated on their respective Admit Cards which would be issued by the NTA in due course through its Website.

Note:

- i. The final submission of Online Application Form will remain incomplete if Step-2 and step-3 are not complete. Such forms will stand rejected and no correspondence on this account will be entertained.
- ii. No request for refund of fee once remitted by the candidate will be entertained by NTA under any circumstances.
- iii. The entire application process for **AIAPGET 2022** is online, including uploading of scanned images, payment of fees, and printing of confirmation page, admit card, etc. **Therefore, candidates are not required to send/submit any document(s) including confirmation page to NTA through Post/ Fax/WhatsApp/Email/by Hand.**
- iv. Usage of Data and Information: NTA/Government of India/NCH/NCISM can use the data provided by the End Users (test taker in this case) for internal purpose(s) including training, research and development, analysis and other permissible purpose(s). However, this information is not for use by any third party or private agency for any other use.

Brief Advisory regarding COVID-19 Pandemic:

Candidates are advised to carry only the following with them into the Examination venue:

- a) Admit Card along with Self Declaration (Undertaking) downloaded from the NTA Website (a clear printout on A4 size paper) duly filled in.
- b) A simple transparent Ball Point Pen.
- c) Additional photograph, to be pasted on Attendance Sheet
- d) Personal hand sanitizer (50 ml).
- e) Personal transparent water bottle.
- f) Sugar tablets/fruits (like banana/apple/orange) in case the candidate is diabetic.
- g) COVID-19 norms (Facial Mask etc.) should be followed as per State guidelines.

Note:

1. Candidate shall ensure that the information (like, his/her name, mother's name, father's name, gender, date of birth, category, PwD status, mobile number, email address, photograph and signature, choice of cities for exam centre, etc.) provided by them in their online Application Form are correct and of their own. **Candidates are advised to exercise utmost care for filling up correct details in the Application Form.** Any request for change in the particulars after the closure of correction period will not be considered by NTA under any circumstances. **Corrections sent by the candidate through Post/ Fax/WhatsApp/Email/by Hand will not be entertained by NTA.**
2. In case it is found at any time in future that the Candidate has used / uploaded the photograph and signature of someone else in his/ her Application Form / Admit Card or he/she has tampered his/her Admit Card / result, these acts of the candidate shall be treated as Unfair Means (UFM) Practices on his/her part and he/she shall be proceeded with the actions as contemplated under the provisions of the Information Bulletin relating to Unfair Means Practices.
3. Candidates are NOT allowed to carry Instruments, Geometry or Pencil box, Handbag, Purse, any kind of Paper/ Stationery/ Textual material (printed or written material), Eatables (loose or packed), Mobile Phone/ Earphone/ Microphone/ Pager, Calculator, DocuPen, Slide Rules, Log Tables, Camera, Tape Recorder, Electronic Watches with facilities of calculator, any metallic item or electronic gadgets/ devices in the Examination Hall/Room. Smoking, chewing gutka, spitting etc. in the Examination Room/Hall is strictly prohibited
4. If any candidate is in possession of any of the above item, his/her candidature will be treated as unfair means and lead to cancellation of the current Examination & also debar the candidate for future examination(s) & the material will be seized.

All India Ayush Post Graduate Entrance Test (AIAPGET)

For Academic Session 2022-2023

Introduction

1. About National Testing Agency (NTA)

The Ministry of Human Resource Development (MHRD), which is now known as Ministry of Education (MoE), Government of India (GOI) has established the National Testing Agency (NTA) as an independent, autonomous, and self-sustained premier testing organization under the Societies Registration Act (1860) for conducting efficient, transparent and international standards tests in order to assess the competency of candidates for admissions to premier higher education institutions.

The National Testing Agency (NTA) has been conducting All India Ayush Post Graduate Entrance Test (AIAPGET) since 2019, on behalf of Ministry of AYUSH with the approval of the Ministry of Education.

2. About National Commission for Indian System Of Medicine

The National Commission for Indian System of Medicine is the statutory body constituted under NCISM Act, 2020 vide Gazette notification extraordinary Part (ii) Section 3(ii) dated 21.09.2020.

An Act to provide for a medical education system that improves access to quality and affordable medical education, ensures availability of adequate and high quality medical professionals of Indian System of Medicine in all parts of the country; that promotes equitable and universal healthcare that encourages community health perspective and makes services of such medical professionals accessible and affordable to all the citizens; that promotes national health goals; that encourages such medical professionals to adopt latest medical research in their work and to contribute to research; that has an objective periodic and transparent assessment of medical institutions and facilitates maintenance of a medical register of Indian System of Medicine for India and enforces high ethical standards in all aspects of medical services; that is flexible to adapt to the changing needs and has an effective grievance redressal mechanism and for matters connected therewith or incidental thereto.

Conduction of a uniform Post-Graduate National Entrance Test for admission to postgraduate courses in each discipline of the Indian System of Medicine (Ayurveda, Unani and Siddha) in all medical institutions is governed under NCISM Act 2020 (Ref. Clause 16 of NCISM Act 2020)

About National Commission for Homoeopathy

The National Commission for Homoeopathy (NCH) has been constituted by an act of Parliament known as The National Commission for Homoeopathy Act, 2020 which came into force on 05.07.2021 by Gazette notification dated 05.07.2021. The aims of The National Commission for Homoeopathy (NCH) are to (i) improve access to quality and affordable medical education in Homoeopathy, (ii) ensure availability of adequate

and high quality Homoeopathy medical professionals in all parts of the country; (iii) promote equitable and universal healthcare that encourages community health perspective and makes services of Homoeopathy medical professionals accessible and affordable to all the citizens; (iv) promotes national health goals; (v) encourage Homoeopathy medical professionals to adopt latest medical research in their work and to contribute to research; (vi) has objectively access medical institutions periodically in a transparent manner; (vii) maintain a Homoeopathy medical register for India; (viii) enforce high ethical standards in all aspects of medical services; (x) have an effective grievance redressal mechanism.

Conduction of a uniform Post-Graduate National Entrance Test for admission to postgraduate courses in Homoeopathy in all medical institutions is governed under NCISM Act 2020 (Ref. Clause 16 of NCH Act 2020)

3. All India Ayush Post Graduate Entrance Test (AIAPGET)-2022

- 3.1 AIAPGET 2022 will be a single entrance examination namely 'All India AYUSH Post Graduate Entrance Test 2022' for admission to Postgraduate AYUSH Courses for the academic session 2022-23 which will include the following:

All India and State quota seats for admission to MD/ MS/PG DIPLOMA Courses in Ayurveda, Unani, Siddha & Homoeopathy system of medicine for all AYUSH Colleges, Institutions & Universities/ Deemed Universities across the country.

- 3.2 No other AYUSH Colleges, Institutions/Universities/Deemed Universities shall be conducting any separate entrance exam for admission to AYUSH MD/MS/PG DIPLOMA Courses for the academic session 2022-23.
- 3.3 NTA does not verify the information provided by the candidates during online registration and hence candidature will be purely provisional subject to fulfillment of eligibility criteria as per NCISM/ NCH / States / Universities / Institutions /Deemed Universities as designated.
- 3.4 **NTA has no role in counselling.** AACCC, will conduct counselling for admission to All India quota seats and designated State AYUSH Authority(s)/ Counselling Authority(s) of the States / UTs/ Universities/ Deemed University / AYUSH Colleges/ Institutes will conduct counselling for admission to State quota seats based on candidate's AIAPGET 2022 merit, choice of subject and fulfillment of their eligibility criteria, guidelines, domicile criteria, applicable reservation policies etc.

4. Scheme of Examination

4.1 Pattern of Examination

Mode of Examination	CBT (Computer Based Test)
Duration	120 minutes (02:00 Hours)
Type of Questions	Multiple Choice Questions with single correct response
No. of Questions	120
Maximum Marks	480
Scoring	+ 04 – For each correct response -1 – For each incorrect response 0 – For no response or not attempted questions.
Medium Of Paper	Ayurveda – English and Hindi Homoeopathy- English only Siddha – English and Tamil Unani – English and Urdu

4.2 Syllabus:

The syllabus for the exam shall comprise of subjects/knowledge areas as per the Graduate Level Education Regulations of respective discipline issued by NCISM/NCH. Kindly refer to the NCISM/NCH for complete syllabus document.

4.3 Marking Scheme:

- i) Each question carries 04 (four) marks.
- ii) For each correct response, candidate will get 04 (four) marks.
- iii) For each incorrect response, 01 (one) mark will be deducted from the total score.
- iv) Un-answered/un-attempted will be given no marks.
- v) To answer a question, the candidate needs to choose one option as correct option.
- vi) However, after the process of Challenges of the Answer Key, in case there are multiple correct options or change in key, only those candidates who have attempted it correctly as per the revised Answer key will be awarded marks.
- vii) In case a Question is dropped due to some technical error, full marks shall be given to all the candidates irrespective of the fact who have attempted it or not.
- viii) In case of any ambiguity in translation/construction of a question in the exam, its English version shall be treated as final and the decision of NTA shall be final in this regard.

5. Eligibility Criteria for AIAPGET-2022

- 5.1 Candidates in possession of BAMS/ BUMS/ BSMS/ BHMS/Graded BHMS degree or Provisional BAMS/ BUMS/ BSMS/ BHMS Pass Certificate recognized as per the provisions of the IMCC 1970/HCC 1973/ NCISM 2020/NCH 2020 Act and possess permanent or provisional registration certificate of BAMS/ BUMS/ BSMS/ BHMS/Graded BHMS degree qualification issued by the CCIM/CCH/NCISM/NCH/State Board/Universities/Deemed Universities and have

completed one year of internship or/are likely to complete the internship as per the NCISM/NCH/AYUSH notification, may apply for AIAPGET 2022 through Online Application Registration system at website www.aiapget.nta.nic.in

5.2 Requests for appearing in AIAPGET 2022 from candidates completing internship after the notified date or having qualifications that are not recognized by the competent authority shall be summarily rejected. Candidates are further advised not to canvass for the same.

5.3 The dates indicated by candidates in regard to 12 months Compulsory Rotating Internship i.e. starting date, completion date, shall be treated as final and **candidates will be required to submit the original Compulsory Rotating Internship completion certificate at the time of counselling.**

The cut-off date for completion of internship towards determination of eligibility for appearing in AIAPGET-2022 shall be 31st October 2022.

5.4 Some of the Universities/Institutions with regulations that candidates who are already pursuing any PG Course in their University or in another University are not eligible for admission till they complete the course. The candidates who are already pursuing PG Courses either through All India Quota or State Quota and are applying for a seat under All India Quota/State quota seats may confirm the eligibility conditions of that University in this regard. NTA/NCISM/NCH shall not be responsible if such candidates are refused admission. Such candidates may opt for the subject and the college at their own risk and cost. The eligibility criteria will be as per NCISM/NCH Act regulations and notifications of Ministry of AYUSH, Govt of India.

6. Reservations

6.1 In the case of Institutes run by the Central Government, the reservation would be applicable as mentioned below:

- (i) **15%** of the seats Scheduled Castes (SC) candidates
- (ii) **7.5%** seats for Scheduled Tribes (ST) candidates
- (iii) **27%** seats for Other Backward Classes (OBC) Non-Creamy Layer (NCL) candidates as per the Central List*
- (iv) **10%** of the seats for **General Economically Weaker Sections (General - EWS)** candidates
- (v) Persons with Disability (PwD) with 40% or more disability

6.2 Each category will have **5%** reservations for the candidates with 40% or more disability as defined in Section 2 (r) and (zc) of Persons with Disabilities (RPwD) Act, 2016.

6.3 In the case of the Institutes run/aided/recognized by State Governments, the reservation policy of the respective State Governments shall be applicable.

Notes:

1. The benefit of reservation for admission to Central Educational Institutions (CEIs) shall be given only to those classes/castes/tribes which are in the respective Central List published by the Government of India from time to time.
2. **Other Backward Classes - Non-Creamy Layer (OBC-NCL) are as per the Central list of Other Backward Classes available on National Commission for Backward Classes (NCBC), Government of India website www.ncbc.nic.in Thus, the candidates falling in this list may mention OBC in the Category Column. State list OBC Candidates who are not in OBC-NCL (Central List) must choose General.*
3. **Economically Weaker Section (EWS)** - This provision would be regulated as per the OM No. 20013/01/2019-BC-II dated January 17, 2019 issued by the Ministry of Social Justice and Empowerment and the OM No. 12-4/2019-U1 dated 17.01.2019 as well as the Letters No 35-2/2019-T.S.I dated 21.01.2019, 01.02.2019, 04.02.2019 and 15.02.2019 of MHRD Department of Higher Education regarding implementation of reservation for Economically Weaker Section (EWS) for admission in Central Educational Institutions

Provisions relating to Persons with Benchmark Disability (PwBD):

As per Section 2(t) of the RPwD Act, **“Persons with Benchmark Disability (PwBD)”** means a person with long term physical, mental, intellectual, or sensory impairment which, in interaction with barriers, hinders his full and effective participation in society equally with others.

According to Section 2(r) of the RPwD Act, 2016, **“persons with benchmark disabilities”** means a person with not less than forty percent (40%) of a specified disability where specified disability has not been defined in measurable terms and includes a person with disability where specified disability has been defined in measurable terms, as certified by the certifying authority.

The **“specified disabilities”**, which are included in the Schedule of the RPwD Act, are as follows:

S. No.	Category	Type of Disability	Specified Disability
1.	Physical Disability	Locomotor Disability*	a. Leprosy cured person, b. Cerebral Palsy, c. Dwarfism, d. Muscular Dystrophy, e. Acid attack victims.
		Visual Impairment*	a. Blindness, b. Low Vision
		Hearing Impairment*	a. Deaf, b. Hard of hearing
		Speech & Language Disability	Permanent disability arising out of conditions such as Laryngectomy or Aphasia affecting one or more components of speech and language due to organic or neurological causes.
2.	Intellectual Disability		a. Specific Learning Disability/Perceptual Disabilities: Dyslexia, Dysgraphia, Dyscalculia, Dyspraxia & Development Aphasia) b. Autism Spectrum Disorder
3.	Mental Behaviour		a. Mental Illness
4.	Disability caused due to	i. Chronic Neurological Conditions	a. Multiple Sclerosis b. Parkinson's disease
		ii. Blood disorder	a. Haemophilia, b. Thalassemia, c. Sickle cell disease
5.	Multiple Disabilities		More than one of the above specified disabilities including deaf blindness

7. Facilities for PwBD candidates to appear in the exam

As per the guidelines issued by the Department of Empowerment of Persons with Disabilities (Divyangjan) under the Ministry of Social Justice and Empowerment issued from time to time on the subject: "Written Examination for Persons with Benchmark Disabilities", A candidate with one of the benchmark disabilities [as defined in Section 2(r) of RPwD Act, 2016], holding a Disability Certificate in the format prescribed in Annexure-II is to be brought to the examination centre on the day of the test.

- a. The facility of Scribe, in case he/she has a physical limitation and a scribe is essential to write the examination on his/her behalf, being so certified in the aforesaid format by a CMO/Civil Surgeon/ Medical Superintendent of a Government Health Care Institution.
- b. Compensatory time of 20 minutes for examination of one hours duration, whether such candidate uses the facility of Scribe or not.

The NTA does not guarantee any change in the category or sub-category (PwD status) after the submission of the Online Application Form, and in any case, no change will be entertained by NTA after the declaration of AIAPGET 2022 NTA Scores. Therefore, the candidates are advised to fill in the category / sub-category column very carefully.

Note: PwD certificate (file size: 50kb to 300kb) in pdf format may be uploaded while filling in the Application Form.

Services of a Scribe

As per the office memorandum of the Ministry of Social Justice and Empowerment (Reference: **F.No. 34-02/2015-DD-III dated August 29, 2018**), the PwD candidates who are visually impaired OR dyslexic (severe) OR have a disability in the upper limbs OR have lost fingers/hands thereby preventing them from properly operating the Computer Based Test platform may avail the services of a scribe (amanuensis).

The scribe will help the Candidate in reading the questions and/or keying in the answers as per the directions of the Candidate. A scribe will NEITHER explain the questions NOR suggest any solutions.

PwBD candidates who desire to avail the services of a scribe need to opt for this during the online registration of AIAPGET – 2022.

It is to be noted that the Scribe will be provided by the National Testing Agency only. The candidates will NOT be allowed to bring his/her own scribe.

If it is found at any stage that a candidate has availed the services of a scribe and/or availed the compensatory time, but does not possess the extent of disability that warrants the use of a scribe and/or grant of compensatory time, the candidate will be excluded from the process of evaluation, ranking, counseling, and admission. In case such a candidate has already been admitted to any Institution, the admission of the

candidate will be cancelled. Candidates must note that the benefit of reservation will be given to them subject to verification of documents. If it is discovered at any stage that a candidate has used a false/fake/incorrect document, or has furnished false, incorrect, or incomplete information, in order to avail the benefit of reservation, then such a candidate shall be excluded from all admission processes. In case such a candidate has already been given admission, the admission shall stand cancelled.

Note:

1. The minimum degree of disability should be 40% (Benchmark Disability) in order to be eligible for availing reservation for persons with specified disability.
2. The extent of “specified disability” in a person shall be assessed in accordance with the “Guidelines for the purpose of assessing the extent of specified disability in a person included under the Rights of Persons with Disabilities Act, 2016 (49 of 2016)” notified in the Gazette of India by the Ministry of Social Justice and Empowerment [Department of Empowerment of Persons with Disabilities (Divyangjan)] on 4 January 2018.
3. No change in the category will be entertained after the Completion of correction window for AIAPGET 2022.

8. Choice of Cities for Exam Centre

- 8.1 The City of Examination Centres where the test shall be conducted are given at Annexure-III. **It is mandatory for candidates to select four cities of their choice while filling Online Application Form of AIAPGET 2022.** Effort will be made to allot Centre of Examination to the candidates in order of the City Choice opted by them in their Application Form. However, due to logistic & administrative reasons, a different city of nearby area may be allotted.
- 8.2 The City of Examination once chosen and allotted cannot be changed (after the closing of the correction window) and any request in this regard will not be entertained.
- 8.3 NTA will allocate the Examination Centre in the chosen city, which will be mentioned in the Admit Card.

9. General Instructions

- 9.1 AIAPGET 2022 is an Examination for Admission to Postgraduate/PG diploma Ayush Courses for the Academic Session 2022-2023.
- 9.2 Merely appearing in AIAPGET 2022 does not make a candidate qualified and eligible for admission in Institutions and it does not confer any automatic rights to secure a PG seat.
- 9.3 The last date for submission of the online application for the above exam is as mentioned in the Information at a Glance.

- 9.4 The last date for submission of the application fee online for the above exam is as mentioned in the Information at a Glance.
- 9.5 However, registered candidates can edit their particulars in certain field(s) at the time of correction facility given during the period as notified in the Information at a Glance or through a separate Public Notice to be issued in this regard. No new registrations will be entertained during the correction period.
- 9.6 Applications of candidates producing false or fabricated information will not be considered and candidates may be debarred from appearing in any future examinations conducted by NTA/NCISM/NCH.
- 9.7 Before initiating registration process, candidates should go through the Information Bulletin carefully for eligibility criteria, scheme, and pattern of Examination etc. Any queries and other issues will only be entertained if the requested information is not given in the Information Bulletin.
- 9.8 Incomplete application, if not in accordance with instructions, will not be considered and is liable to be rejected. Applicant should carefully fill up all the fields during registration process correctly. Application cannot be modified/edited, after the closing of correction window period.
- 9.9 **The Examination Fee once paid will neither be refunded nor be carried forward under any circumstances.**
- 9.10 NTA/NCISM/NCH reserves the right to withdraw permission, if any, granted inadvertently to any candidate who is not eligible to appear in AIAPGET 2022 even though Admit Card/Registration Number has been issued or is displayed on website.
- 9.11 Candidates must verify criteria of eligibility for admission from the respective institutions where they want to seek admission.
- 9.12 The existing schedule, pattern, policy and guidelines are for ready reference only but in no way, they are or are ought to be treated as representative or acknowledgment of fact that NTA/MoA/NCISM/NCH is bound to follow the same in future.
- 9.13 In case of any ambiguity in interpretation of any of the instructions/terms and conditions/ rules/criteria regarding the determination of eligibility/conduct of examinations/ registration of candidates/information contained herein, the interpretation of the NTA/NCISM/NCH will be final and binding.
- 9.14 Requests shall not be entertained for change in date or subject of examination.
- 9.15 Absentees from the Examination will forfeit their Examination fee. No further communication will be acknowledged in this regard.

- 9.16 Result for AIAPGET 2022 will be available on the website aiapget.nta.nic.in only.
- 9.17 Candidates should ensure before applying for online registration that their degree is recognized as per provisions of CCIM/CCH/NCISM/NCH. If it is found at any time that degree is not recognized, the candidature/result of the candidate shall be cancelled.
- 9.18 **All the correspondence should be addressed by e-mail.** The e-mail query shall be addressed only if it is not anonymous and contains the name, postal address and contact number of the sender. An e-mail containing vague or general queries and other queries as contained in the Information Bulletin shall not be entertained. Queries shall not be entertained from person claiming themselves to be representative, associates or officiates of the applicant candidate.
- 9.19 The following information shall not be revealed by phone or email:
- Internal documentation /status of NTA
 - Internal decision-making process of NTA/NCISM/NCH, Any claim/counter claim thereof
 - Dates and venue of internal meetings or name of the staff/officers dealing.
 - Any information which in the opinion of NTA/NCISM/NCH cannot be revealed.
- 9.20 Terms & Conditions of AIAPGET 2022 as mentioned in the Information Bulletin shall apply.
- 9.21 AIAPGET 2022 will be conducted by NTA at exam centers engaged for the purpose. Candidates are advised to familiarize themselves with the route and location of the exam centre. (Refer to Annexure III for List of Exam cities)
- 9.22 Candidates are advised to look into the website aiapget.nta.nic.in regularly for various information, updates and notices pertaining to AIAPGET 2022 examination.
- 9.23 Kindly note that by registering for the AIAPGET 2022, candidates are covered by Non-Disclosure Agreement (NDA). As per NDA, candidates cannot disclose any question or contents of question paper in part or otherwise with any person or party or website or such other media/publication. Any act in breach of the NDA shall be liable for penal action as per law. Kindly note that this is a punishable offence and shall lead to cancellation of candidature.
- 9.24 Candidates are deemed to have read, agreed and accepted the contents of Information Bulletin and the terms and conditions in the information bulletin for AIAPGET 2022 on completing the registration/Online Application Form by the candidates.
- 9.25 Candidates can register for **AIAPGET 2022 only once**.
- 9.26 Possession/Use of mobile phone or any such electronic devices is strictly prohibited in the premises of AIAPGET 2022 Test Centers. Candidates shall be

liable for penal action for Possession/ Use of Mobile phones/ Electronic devices.

- 9.27 The jurisdiction for court cases/disputes shall be within the exclusive jurisdiction of **competent courts at Delhi/New Delhi only.**

10. Registration and Application Process

Instructions for filling online Application Form

- 10.1** Candidates have to apply for AIAPGET-2022 “Online” ONLY by accessing the website: aiapget.nta.ac.in. The Application Form other than online mode would not be accepted in any case. Only one application is to be submitted by a candidate. More than one application i.e. multiple Application Forms submitted by a candidate will be rejected.
- 10.2** It is suggested that the candidate should keep the following ready before starting the filling of the Application Form:
- A computer with proper internet connectivity
 - The particulars of a valid Government ID proof
 - The Date of Birth (as mentioned in Class X Board Certificate)
 - Govt Identity Details like Aadhaar Number (last 4 digits)/Election Card (EPIC No.)/Passport number/Ration Card Number/ Bank Account Number/PAN Number/ Other valid Govt IDs.
 - Educational/Qualification details
 - Scanned clear passport photograph in JPG/JPEG format (size between 10 kb–200 kb) either in colour or black & white with 80% face (without mask) visible including ears against white background
 - Scanned clear signature in JPG/JPEG format (size between 4 kb–30 kb)
 - PwD certificate (file size: 50kb to 300kb) in pdf format.
 - List of City of your choice (Refer Annexure-III for Cities)
 - Bank account details for payment of fee.
 - A valid e-mail Id as important communications will be made on this e-mail Id
 - A valid mobile number as important information via SMS will be sent to this number
 - A valid debit/credit card or Net banking account for ONLINE payment.
- 10.3** Information Bulletin should be downloaded and read carefully by the candidate to be sure about his/her eligibility and acquaint with requirements for submission of Online Application Form.
- 10.4** In order to avoid correction in the particulars in later stage, the candidate should *exercise utmost caution before filling up correct details.*
- 10.5** Follow following Steps may be followed to Apply Online:
- Step-1:** Apply for Online Registration using own Email Id and Mobile No.
- Step-2:** Fill in the Online Application Form and note down the system generated Application Number. Upload scanned images of: (i) the recent

photograph (file size 10Kb – 200Kb) either in colour or black & white with 80% face (without mask) visible including ears against white background;
(ii) candidate's signature (file size: 4kb - 30kb) (iii) PwD certificate (file size: 50kb to 300kb) in pdf format.

Step-3: Pay fee using **Canara Bank/ICICI Bank Payment Gateway through Net Banking/Debit Card/Credit Card/UPI** and keep proof of fee paid.

All the 3 Steps can be done together or at separate timings. The submission of Application of a candidate could be considered as successful and his/her candidature would be confirmed only on the successful transaction/receipt of the prescribed application fee from him/her.

Note:

- (i) The final submission of Online Application Form will remain incomplete if Step-2 and Step-3 are not completed, such Application Forms will stand rejected and no correspondence on this account will be entertained.
- (ii) No request for refund of fee once remitted by the candidate will be entertained.
- (iii) The entire application process of AIAPGET-2022 is online, including uploading of scanned images, Payment of Fees and Printing of Confirmation page. Therefore, candidates are not required to send/submit any document(s) including Confirmation page to NTA through Post/Fax/By Hand/E-mail.
- (iv) Candidates are advised to keep visiting the NTA's website regularly for latest updates and to check their e-mails.
- (v) The NTA/NCISM/NCH can make use of the data generated for the purpose of research and analysis. The data shall not be shared to any other 3rd party.
- (vi) All the candidates who have submitted the online application and paid the Examination fee till last date will be allowed to appear in AIAPGET-2022 and their Admit Cards will be uploaded on the website as per schedule.
- (vii) NTA does not verify the information filled by the candidates in the Application Form nor verifies any certificate of category/educational qualification for deciding the eligibility of candidates.
- (viii) The certificates of educational qualification and category (if applied under reserved category) will be verified by the concerned institution. The candidates are, therefore, advised to ensure their eligibility and the category (if applying under reserved category).
- (ix) The NTA will, in no way, be responsible for any wrong/incorrect information furnished by the candidate(s) in his/her Online Application Form. The letter/e-mails/WhatsApp Message/Public Grievance in this regard will not be entertained by the NTA.

10.6 Procedure for Filling Application Form

Part I: Registration Page

Fill in the basic information and note down the system generated Application No.

- (i) **Candidate's Name/Mother's Name/Father's Name:**
Provide Candidate's Name, Mother's Name, Father's Name as given in the Secondary School Examination or equivalent Board/ University Certificate in **capital letters. No prefix in the name of the candidate is allowed.**
- (ii) **Date of Birth: dd/mm/yyyy**
Provide Candidate's date of birth as recorded in Secondary School Examination or equivalent Board/ University Certificate.
- (iii) **Mobile Number and e-mail Address:**
Candidates must provide own Mobile Number and e-mail address.

Note: Only one e-mail address and one Mobile Number are valid for one application

PART II: Fill in the complete Application Form

Fill in the complete Application

Note:

- (i) **Other Backward Classes (OBC) -Non Creamy Layer as per the Central List of Other Backward Classes available on National Commission for Backward Classes (NCBC), Government of India website (www.ncbc.nic.in).** Thus, the candidates falling in this list may mention OBC in the Category Column. **State list OBC Candidates who are not in OBC-NCL (Central List) must choose General.**
- (ii) **Economically Weaker Section (EWS)** -As per the OM No. 20013/01/2019-BC-II dated January 17, 2019 issued by the Ministry of Social Justice and Empowerment and the OM No. 12-4/2019-U1 dated 17.01.2019 as well as the Letters No 35-2/2019-T.S.I dated 21.01.2019, 01.02.2019, 04.02.2019 and 15.02.2019 of MHRD Department of Higher Education (which is now known as Ministry of Education) regarding implementation of reservation for Economically Weaker Section (EWS) for admission in Central Educational Institutions.
- (iii) Provide complete postal address with PIN Code (Correspondence Address as well as Permanent Address) for further correspondence. PIN code of Correspondence Address should be given in the space provided for this purpose.

Note: The NTA/NCISM/NCH shall not be responsible for any delay/loss in postal transit or for an incorrect Correspondence address given by the Applicant in the Application Form.

Choice of Cities for Examination Centres: The City of Examination Centers where the test shall be conducted are given at **Annexure-III**. **It is mandatory for candidates to select four cities of their choice while filling Online Application Form of AIAPGET 2022.** Effort will be made to allot Centre of Examination to the candidates in order of the City choice opted by them in their Application Form. However, due to administrative reasons, a different city of nearby area may be allotted.

Uploading of scanned images

(i) Candidate's Photograph: to be uploaded

- Photograph should not be with cap or goggles. Photograph should cover 80% face (without mask) visible including ears against white background.
- Spectacles are allowed if being used regularly.
- **Polaroid and Computer generated photos are not acceptable.**
- **Applications not complying with these instructions or with unclear photographs are liable to be rejected.**
- **Candidates may please note that if it is found that photograph uploaded is fabricated i.e. de- shaped or seems to be hand-made or computer made, the form of the candidate will be rejected and the same would be considered as using unfair means and the candidate would be dealt with accordingly.**
- Application without photograph shall be rejected. The photograph need not be attested. Candidates are advised to take 6 to 8 passport size coloured photographs with white background.

Note: Passport size photograph is to be used for uploading on Online Application Form and also for pasting on Attendance Sheet at the Examination centre.

- **The candidate should scan his/her passport size photograph for uploading.** File size must be between 10 kb to 200 kb.

(ii) Candidate's Signature: to be uploaded

The candidates are required to upload the full signature in **running handwriting** in the appropriate box given in the Online Application Form. Writing full name in the Box in Capital letters would not be accepted as signature and the Application Form would be rejected. Further, unsigned Online Application Forms will also be rejected.

- **The candidate should put his full signature on white paper with Blue/Black Ink pen and scan for uploading.**
- File size must be between 04 kb to 30 kb.

Note: Candidate must ensure that the uploaded images are clear and proper.

10.7 Check List for filling the Online Application Form:

The candidates are advised to ensure the following points before filling the Online Application Forms:

- Whether they fulfill the eligibility conditions for the Test as prescribed under the heading '**Conditions of Eligibility**'.
- That they have filled their gender and category viz General/OBC (Non-Creamy Layer)/SC/ ST/Gen-EWS/ Male/Female/Third gender, in the relevant column correctly.
- That they have filled their **Subject and City of Examination** in the relevant column correctly.
- That the Person with Disability (PwD) candidate has filled the relevant column in the Online Application Form. Only PwD candidates have to fill this column and the others have to leave it blank.

- (v) Whether they have kept a Printout of Application Form (confirmation page) for their own record.

10.8 Important Points to Note:

- (i) The Candidates should fill their complete postal address with PIN Code for further correspondence.
- (ii) The Candidate must ensure that e-mail address and Mobile Number provided in **the Online Application Form are their own (which cannot be changed later)** as communication may be sent by NTA through **e-mail or SMS**.
- (iii) The Candidate should not give the postal address, Mobile Number or e-mail ID of Coaching Centre in the Online Application Form.
- (iv) In order to appear in AIAPGET, 2022, the candidates are required to apply 'online'. **The Application Form other than online mode shall not be accepted. No change will be accepted through offline mode i.e. through fax/application including e-mail etc.**
- (v) Online submission of application may be done by accessing the **NTA official website: aiapget.nta.nic.in**.
- (vi) **Online Application Form cannot be withdrawn once it is submitted successfully.**
- (vii) Application Form of candidates who do not fulfill the eligibility criteria shall be rejected.
- (viii) A candidate is allowed to **submit only one Application Form. If a candidate submits more than one Application Form, the candidature is likely to be cancelled.**
- (ix) **Request for change in any particular in the Application Form shall not be entertained after closing of the correction window.**

Note: *However, a chance may be given to the candidates to correct/modify/edit some of the particular(s) of the Application Form online only during Correction window.*

- (x) The City of Examination Centres where the test shall be conducted are given in the Information Bulletin. The Cities indicated for the entrance Examination should be carefully chosen by the candidate, as no change will be allowed once application is submitted.
- (xi) Selection of a candidate in the test is provisional, subject to being found otherwise eligible for admission.
- (xii) In case a candidate is found providing incorrect information or the identity is proved to be false at any time in the future, the candidate shall face penal action as per the law.
- (xiii) The Candidates are not required to send/ submit the confirmation page of Online Application Form to the NTA. However, he/she is advised to retain the following documents with them as reference for future correspondence:

- ❖ **At least four printouts of the Confirmation Page of Online Application Form.**
- ❖ **Proof of fee paid**
- ❖ **Photographs (same as uploaded on the Online Application Form) –6 to 8 passport size photographs need to be kept aside.**

- ❖ **The name on the photo identification must match with the name as shown on the Admit Card. If the name has been changed due to events such as marriage, candidate must show the relevant document at the time of exam. Marriage Certificate / Divorce / Decree / Legal Name Change Document.**

10.9 Provision of Aadhaar:

The Aadhaar number is only one of the types of identification and is not mandatory. Candidates may also enter Passport number, Ration Card number, Election Card (EPIC No.), Bank Account number or any other valid Government identity number.

11. Admit Card for AIAPGET-2022

The Admit Card is issued provisionally to the candidates, subject to their satisfying the eligibility conditions.

The candidate has to download the Admit Card from the NTA website and appear for the Examination at the given Centre on Date, timing and discipline as indicated in their Admit Card.

No candidate will be allowed to appear at the Examination center, on Date and timing other than that allotted to them in their Admit Card.

In case candidates are unable to download Admit Cards from the website, they may approach the Help Line between 10:00 am to 5:00 pm.

The candidates are advised to read the instructions on the Admit Card carefully and follow them during the conduct of the examination.

In case of any discrepancy in the particulars of the candidate or his/her photograph and signatures shown in the Admit Card and Confirmation Page, the candidate may immediately **approach the Help Line between 10:00 am to 5:00 pm. In such cases, candidates would appear in the Examination with the already downloaded Admit Card. However, NTA will take necessary action to make correction in the record later.**

Note:

- a. *Candidate may please note that Admit Cards will not be sent by post.*
- b. *In no case, the duplicate Admit Card for AIAPGET-2022 would be issued at the Examination Centres.*
- c. *Candidate must not mutilate the Admit Card or change any entry made therein.*
- d. *Candidates are advised to preserve their Admit Cards in good condition for future reference.*
- e. *No Admit Card shall be issued to the candidates whose Applications are found to be incomplete for any reasons (including indistinct/ doubtful photographs/unsigned Applications) or who do not fulfill the eligibility criteria for the examination.*
- f. *Issue of Admit Cards, however, shall not necessarily mean acceptance of eligibility which shall be further scrutinized at subsequent stages of admission process.*

12. Procedure for appearing in Computer Based Test (CBT)

The detailed procedure for CBT are provided at Annexure-IV. Please read them carefully.

13. Conduct of the Examination

13.1 Important Instructions for Candidates

(Candidates are advised to go through instruction printed on Admit Card carefully before going for the Examination)

- a. Candidates **MUST** bring the following documents on the day of Examination at the test centre. Candidates who will not bring these will not be allowed to appear in the examination.
 - i. Print copy of Admit Card downloaded from NTA website
 - ii. One passport size photograph (same as uploaded on the Online Application Form) for pasting on the specific space in the attendance sheet at the Centre during the Examination
 - iii. Any one of the authorized Govt. photo IDs (original, valid and non-expired), viz. PAN card/ Driving License/ Voter ID/ Passport/ Aadhaar Card (With photograph)/ Aadhaar Enrolment No/ Ration Card
 - iv. PwD certificate issued by the Competent Authority, if claiming the relaxation under PwD category.

If the name has been changed due to events such as marriage, candidate must show the relevant document at the time of exam. Marriage Certificate / Divorce / Decree / Legal Name Change Document.

- b. The candidates shall report at the Examination Centre **two hours before the commencement of the Examination** so as to complete the registration formalities well before the time of exam.
- c. Registration desk will close 90 minutes prior to the examination.
- d. The candidates are advised to read the instructions on the Admit Card carefully and follow them strictly.
- e. Candidates should take their seat immediately after opening of the Examination hall on their allotted seat. If not they are likely to miss some of the general instructions to be announced in the Examination Rooms/Halls. The NTA shall not be responsible for any delay.
- f. Any candidate found to have changed room/hall or the seat on his/her own other than allotted would be considered as a case of Unfair means and the candidature shall be cancelled and no plea would be accepted.
- g. The candidate must show, on demand, the Admit Card for entry in the

Examination room/hall. A candidate who does not possess the valid Admit Card shall not be allowed to enter the Examination centre.

- h. The candidate should ensure that the question paper available on the computer is as per the opted Subject Code/ Discipline indicated in the Admit Card. In case, the subject of question paper is other than the opted paper, the same may be brought to the notice of the Invigilator concerned.
- i. Candidates are not allowed to carry any baggage inside the Examination Centre. NTA will not be responsible for any belongings stolen or lost at the premises.
- j. Candidate shall appear at their own cost at the Centre on Date and time as indicated in their Admit Card issued by the NTA.
- k. No candidate, without the special permission of the Centre Superintendent or the Invigilator concerned, will leave his/her seat or Examination Room/Hall until the full duration of the paper is over. Candidates must follow the instructions strictly as instructed by the Centre Superintendent/Invigilators.
- l. Candidates should not be in possession of any material listed in the list of prohibited material.
- m. All calculations/writing work are to be done only in the rough sheet provided at the centre in the Examination Room/Hall and on completion of the test candidates must hand over the rough sheets to the invigilator on duty in the Room/Hall.
- n. The candidate must sign and paste the photograph on the Attendance Sheet at the appropriate place.
- o. The candidates are governed by all Rules and Regulations of the NTA with regard to their conduct in the Examination Hall. All cases of Unfair means will be dealt with as per rules.

13.2 Centres for AIAPGET-2022

- 1. The list of cities where Examination Centers are located is given at **Annexure – III**. Candidates shall appear at the centre as shown on their Admit Cards at their own cost. No TA, DA or any accommodation facility will be admissible for appearing in AIAPGET 2022.
- 2. Candidate has the option of choosing four cities for the Examination during the Online Application.

3. Candidates are advised to familiarize themselves with the location of test centre and plan travel time accordingly. Candidates have to reach the test centers on or before the reporting time. Candidates may note that late entry to the Examination premises is not permitted under any circumstances. NTA/NCISM/NCH shall not be responsible for any delayed arrival of the candidate in reaching the centre due to any reason.
4. Biometric information of all the candidates shall be captured.
5. Identity checks will be made upon arrival at the test centre to ensure that there are no unauthorized candidates appearing for the test. Candidates are required to cooperate with the security personnel for security checks.
6. Please note that only registered candidates will be allowed at the Examination Centre.
7. Friends or relatives accompanying the candidates shall not be allowed entry in the test centre under any circumstances and will not be allowed to contact the candidate while the Examination process is going on.

14. Test Practice Centres (TPCs)

As per the guidelines of the Ministry of Education NTA has set up, established and created a network of Test Practice Centres for candidates, especially in remote and rural areas to enable them to practice and be comfortable in taking a Computer Based Test (CBT). Details mentioned in the Annexure-V.

15. Caution Notice & Non-Disclosure Agreement (India)

15.1. CAUTION NOTICE

- a) Candidates are advised to refer to AIAPGET 2022 website aiapget.nta.nic.in for authentic information and periodic updates about AIAPGET 2022.
- b) Candidates are advised not to be allured by various claims of any party or person or institute for qualifying AIAPGET 2022 Examination or securing seat.
- c) Candidates are advised to bring any such information to the notice to NTA by e-mail on aiapget@nta.ac.in and to aiapget.nch@gmail.com (Homoeopathy related queries) NCISM on aiapget@ncismindia.org (For Ayurveda, Unani and Siddha related queries).

15.2. NON-DISCLOSURE AGREEMENT (NDA)

- a) AIAPGET-2022 is a proprietary Examination and is conducted by NTA on behalf of Ministry of AYUSH (MoA) Govt. of India. The contents of this exam are confidential, proprietary and are owned by NTA/NCISM/NCH and explicitly prohibits the candidate from publishing, reproducing or transmitting any or some contents of this test, in whole or in part, in any form or by any means, verbal or written, electronic or mechanical or for any purpose. Hangouts, Blogs etc. using either one's own account or proxy account (s).

- b) By registering for and /or appearing in AIAPGET 2022, the candidate explicitly agrees to the above Non-Disclosure Agreement and general terms of use for AIAPGET 2022 as contained in this Information Bulletin & AIAPGET 2022 website aiapget.nta.ac.in.
- c) Violation of any act or breach of the same shall be liable for penal action and cancellation of the candidature at the bare threshold.

16. Unfair Means Practices and Breach of Examination Rules

16.1 Definition

Unfair Means practice is an activity that allows a candidate to gain an unfair advantage over other candidates. It includes, but is not limited to:

- a) Being in possession of any item or article which has been prohibited or can be used for unfair practices including any stationery item, communication device, accessories, eatable items, ornaments or any other material or information relevant or not relevant to the Examination in the paper concerned;
- b) Using someone to write Examination on his / her behalf (impersonation) or preparing material for copying;
- c) Writing the Exam at an Exam Centre other than the one allotted to him / her.
- d) Violating Examination rules or any direction issued by NTA in connection with AIAPGET 2022 examination;
- e) Assisting other candidate to engage in malpractices, giving or receiving assistance directly or indirectly of any kind or attempting to do so;
- f) Contacting or communicating or trying to do so with any person, other than the Examination Staff, during the Examination time in the Examination Centre;
- g) Threatening any of the officials connected with the conduct of the Examination or threatening any of the candidates;
- h) Using or attempting to use any other undesirable method or means in connection with the examination;
- i) Manipulation and fabrication of online documents viz. Admit Card, Rank Letter, Self-Declaration, etc.;
- j) Forceful entry in /exit from Examination Centre/Hall;
- k) Use or attempted use of any electronic device after entering the Examination Centre;
- l) Affixing/uploading of wrong/morphed photographs/signatures on the Application Form/Admit Card/Proforma;

- m) Creating obstacles in smooth and fair conduct of examination.
- n) Any other malpractices declared as Unfair Means by the NTA.

Disclaimer- The decision of NTA shall be final and binding for declaration of any person / candidate guilty of foregoing or such offence as shall be classified as Unfair Means Case (UMC).

16.2 Cancellation of Result

The Result of AIAPGET-2022 of the candidates who indulge in Unfair means Practices will not be declared (and may be cancelled).

16.3 Punishment for using Unfair means practices

During the course of or before or after the examination, if a candidate is found indulged in any of the practices as defined above, he/she shall be deemed to have used Unfair means practice(s) and booked under UNFAIRMEANS (U.F.M.) Case. The candidate could be debarred for 3 years in future and shall also be liable for criminal action and /or any other action as deemed fit.

17. Display of Recorded Responses

The NTA will display the recorded responses and Question Paper attempted by the candidates on the NTA website aiapget.nta.nic.in prior to declaration of result. The recorded responses are likely to be displayed for two to three days.

18. Display of Provisional Answer Key for Challenges

1. The NTA will display Provisional Answer Key of the questions on the NTA website: aiapget.nta.nic.in, with a Public Notice issued to this effect on the said website, to provide an opportunity to the candidates to challenge the Provisional Answer Keys with a non-refundable online payment of Rs.200/- per question challenged as processing charges. The provisional Answer Keys are likely to be displayed for two to three days.
2. Only paid challenges made during stipulated time through key challenge link will be considered.
3. The NTA's decision on the challenges shall be final and no further communication will be entertained. NTA will not inform the Candidates individually about their challenges.
4. The subject experts will examine all the challenges received and then a final answer key will be displayed and declared.
5. **The result will be compiled on the basis of the Final Answer Key declared. No grievance with regard to Answer Key(s) after Declaration of Result of AIAPGET-2022 will be entertained.**

19. Declaration of Results

1. The result will be compiled based on Final Answer Keys. No grievance with regard to Answer Key(s) after Declaration of Result of AIAPGET-2022 will be entertained. The raw (actual) marks obtained by a candidate will be considered further for computation of the Result of AIAPGET-2022. No Score Card will be dispatched to the candidates and the candidates are advised to download their Score Cards from the website: aiapget.nta.nic.in only.
2. **There is no provision for rechecking/re-evaluation/re-totaling of the result/score and no query in this regard will be entertained.**
3. The National Testing Agency (NTA) is an Examination conducting body and will provide AIAPGET Score 2022. The NTA does not collect the information regarding total number of seats available in the Institutions and reservation criteria followed by the Institutions.
4. **Rules for tie-breaking:** -

In the event of two or more candidates obtaining same mark/Rank, the merit position shall be determined by using following tie breaker criteria in descending order:

1. Candidate having lesser number of negative responses in the whole paper will be placed at a better merit position.
2. Candidate having higher percentage of Marks during entire BAMS/ BUMS/BHMS/BSMS course will be placed at a better merit position.
3. Candidate older in age will be placed better in the merit position.

20. Correspondence with NTA

All the correspondence should be addressed by e-mail to NTA on aiapget@nta.ac.in. The email query shall be addressed only if it is not anonymous and contains the name, Registration /Application No, postal address and contact number of the sender. An email containing vague or general queries and other queries as contained in the Information Bulletin shall not be entertained. Queries shall not be entertained from person claiming to be representatives, associates or offciates of the applicant candidate. The following information shall not be revealed by phone or email:

- a. Internal documentation/status.
- b. Internal decision making process of NTA. Any claim /counter claim thereof.
- c. Dates & venue of internal meetings or name of the staff/officers dealing with it.
- d. Any information which in the opinion of NTA cannot be revealed.

21. Query Redressal System (QRS)

National Testing Agency (NTA) has established a Query Redressal System (QRS), an online web-enabled system developed by NTA. QRS is the platform based on web technology which primarily aims to enable submission of queries/grievances by the Registered Candidate(s) of AIAPGET 2022 Examination with (24x7) facility for speedy redressal of the queries/grievances. A Unique Registration Number will be generated for tracking the status of the queries/grievances.

The Registered Candidate(s) are advised to use the online facility for speedy response before mailing their queries on the official email id of AIAPGET i.e. aiapget@nta.ac.in.

22. Common Services Centres/Facilitation Centres

Candidates who are not well conversant to submit the online application due to various constraints, can use the services of Common Services Centre, Ministry of Electronics and Information Technology, Government of India under the Digital India initiatives of Hon'ble Prime Minister. The Common Services Centre (CSC) scheme is a part of the ambitious National e-Governance Plan (NeGP) of Government of India and is managed at each village panchayat level by a Village level Entrepreneur (VLE).

There are more than 1.5 lakhs Common Services Centres (CSC) across the country which will provide the desired support to candidates from urban as well as rural areas in online submission of Application Form and payment of fee through e-wallet. The list of the Common Services Centre is available on website: www.csc.gov.in.

23. Weeding Out Rules

The record of All India Ayush Post Graduate Entrance Test (AIAPGET)-2022 would be preserved upto 90 days from the date of declaration of result.

24. Legal Jurisdiction

All disputes pertaining to the conduct of AIAPGET- 2022 Examination including Results shall fall within the **jurisdiction of Delhi / New Delhi** only. Further, any legal question arising out of the Examination shall be entertained only when raised within 30 days from the declaration of result.

The Director (Administration) of the NTA shall be the official by whose designation the NTA may sue or be sued.

Annexure -I

Payment of Exam Fee - Procedure/ Mode / Service Provider(s) and Services Charges

Procedure for Online Payment of Fee and Helpline for Payment Related Queries

After completing Step 2 of the **Online** Application Form, the candidate may remit the examination fee (**Step 3**) in the following manner:

- Check the validity of the Debit/ Credit Card and keep it ready with you while logging on to the website for submitting Application Form. The candidates should enter the information asked for and make payment through a Debit/ Credit Card.
- Through Net Banking, check the balance in your account and keep all credentials ready with you while logging on to the website for making payment. The candidates should log in with his/her credentials of net banking and make payments accordingly.
- For payment through a UPI Service, check whether there is a requisite balance in the Bank Account / Wallet to which the concerned UPI is linked.

Prescribed Examination Fee (please see the Information at a Glance) can be paid through any Bank/Payment Gateway in any Payment Mode mentioned below. The service / processing charges per transaction & GST applicable @ 18 % are to be paid by the candidate,

S.No	Mode of Payment	ICICI BANK			CANARA BANK	
1	Net Banking	ICICI	NIL Charge		Canara Bank	NIL Charge
		Other Banks	4.00 + GST		Other Banks	5.00 + GST
2	Debit Cards	ICICI or Other Banks	Transaction upto Rs 2000/-	0 %	Rupay Card of Canara Bank or Other Banks	Nil Charge
			Transaction above Rs 2000/-	0.5 % + GST		
3	Credit Cards	Domestic	0.40%of Transaction value		Domestic	0.80% + GST
		International	2.35%of Transaction value		International	2.35% + GST
4	Unified Payment Interface (UPI)	ICICI or other banks	Transaction upto Rs 2000/-	0 %	NIL Charge	
			Transaction above Rs 2000/-	0 % + GST		

Note:

In case, the fee payment status is not 'OK', or the Confirmation Page of the Online Application is not generated after fee payment (completion of Step 3), the candidate is advised to contact the helpline number/email of the concerned Bank/Payment Gateway Integrator, as mentioned below:-

(a) If Paying through Canara Bank:

Level	Name	Email ID	Contact No.
1	Help Desk	pgsupport@billdesk.com dssronoida@canarabank.com cb18688@canarabank.com	(022)61060524/ 8700098336/ 7428206788/ 9535293631
2	Complaint Management Services	pgsupport@billdesk.com dssronoida@canarabank.com cb18688@canarabank.com	(022)61060524/ 8700098336/ 7428206788/ 9535293631
3	Customer Care	pgsupport@billdesk.com dssronoida@canarabank.com cb18688@canarabank.com	(022)61060524/ 8700098336/ 7428206788/ 9535293631
4	Through SMS	---	(022)61060524/ 8700098336/ 7428206788/ 9535293631

(b) If Paying through ICICI Bank:

Sl.	Name	Email ID	Contact Number
1	Aiysha Khatun	support.nta@ingenico.com	0120-4728445/ 01204728426
2	Nitin Sharma	nitin.sh@icicibank.com	9870101521

(c) NTA Helpdesk Contact details (incase the payment related issues are not resolved through the above-mentioned Helplines of the concerned Bank/Payment Gateway Integrator):

Email: aiapget@nta.ac.in.

Phone No.: 011-40759000

3. Procedure to raise payment related Grievance:

After (successful completion of Step-3, Confirmation Page of the Application Form, should be downloaded and a printout of the same may be retained for future reference. The Confirmation Page of the online Application Form could be generated **only after successful payment by the Candidate.**

In case the Confirmation Page is not generated after payment of prescribed Fee, then the candidate should approach the concerned Bank/Payment Gateway integrator (in the helpline number and email given in Annexure- I of the Information Bulletin), for ensuring the successful payment.

In spite of above, if successful transaction is not reflected on the Portal, the candidate may contact NTA Helpline. If the payment issue is still not resolved, the candidate may pay second time.

However, any duplicate payment received from the candidate by NTA in course of said transactions will be refunded through the same payment mode through which the duplicate payment is received, after fee reconciliation by NTA

4. Information to be provided by the Candidate while raising any payment related query/grievance through QRS/email/Helplines: -

- a. Name of the Bank and /or payment Gateway.
- b. Date and time of the transaction
- c. Transaction Number
- d. Bank Reference Number
- e. Proof of transaction
- f. Screenshot from the payment portal (in case of payment failure).

ANNEXURE -II**Certificate regarding physical limitation to write in an examination**

Certificate No. _____ Dated _____

This is to certify that Mr./Ms. _____

Aged _____ Years, Son/Daughter of Mr./Mrs. _____

R/o _____

Affix Passport size
Photograph of the
candidate (same as
uploaded on the
Online Application
Form) duly attested
by the issuing
authority

with AIAPGET 2022 Application No. _____ and AIAPGET 2022 Roll No. _____

_____, has the following Disability (name of the Specified

Disability) _____ in (percentage) of _____

(in words) _____ (in Figures).

- **Please tick on the "Specified Disability"**

(Assessment may be done on the basis of Gazette of India. Extraordinary, Part-II, Section 3 Sub-section (ii), Ministry of Social Justice and Empowerment)

S. No.	Category	Type of Disability	Specified Disability
1.	Physical Disability	Locomotor Disability*	a. Leprosy cured person, b. cerebral palsy, c. dwarfism, d. muscular dystrophy, e. acid attack victims.
		Visual Impairment*	a. blindness, b. low vision
		Hearing Impairment*	a. deaf, b. hard of hearing
		Speech & Language Disability	Permanent disability arising out of conditions such as laryngectomy or aphasia affecting one or more components of speech and language due to organic or neurological causes.
2.	Intellectual Disability		a. specific learning Disability (Perceptual Disabilities, Dyslexia, Dysgraphia, Dyscalculia, Dyspraxia & Development Aphasia) b. autism spectrum disorder
3.	Mental Behaviour		a. mental illness
4.	Disability caused due to	i. Chronic Neurological Conditions	a. multiple sclerosis b. Parkinson
		ii. Blood disorder	a. Haemophilia, b. Thalassemia, c. Sickle cell disease
5.	Multiple Disabilities		More than one of the above specified disabilities including deaf blindness

This is to further certify that he/she has physical limitation which hampers his/her writing capabilities to write the Examination owing to his/her disability.

Signature _____

Name: _____

Chief Medical Officer/ Civil Surgeon/ Medical Superintendent
Government Health Care Institution with Seal

Annexure -III

List of Examination Cities for AIAPGET-2022

S.No	State	Cities	City Code	S.No	State	Cities	City Code
1	ANDAMAN & NICOBAR ISLANDS (UT)	PORT BLAIR	AN01	47	Maharashtra	AKOLA	MR02
2	Andhra Pradesh	ANANTAPUR	AP01	48		AURANGABAD	MR04
3		TIRUPATHI	AP16	49		CHANDRAPUR	MR09
4		VIJAYAWADA	AP17	50		KOLHAPUR	MR14
5		VISAKHAPATNAM	AP18	51		LATUR	MR15
6	Assam	GUWAHATI	AM02	52		MUMBAI/NAVI MUMBAI	MR16
7	Bihar	BHAGALPUR	BR02	53		NAGPUR	MR17
8		GAYA	BR05	54		NANDED	MR18
9		PATNA	BR07	55		NASHIK	MR19
10		PURNEA	BR08	56		PUNE	MR22
11	Chandigarh	CHANDIGARH/MOHALI/PANCHKULA	CH01	57		RATNAGIRI	MR24
12	Chhattisgarh	BHILAI NAGAR/DURG	CG01	58		SATARA	MR26
13		RAIPUR	CG03	59		SOLAPUR	MR27
14	Delhi	DELHI/NEW DELHI/NCR	DL01	60		THANE	MR28
15	Goa	PANAJI/MADGAON	GO01	61	Meghalaya	SHILLONG	MG01
16	Gujarat	AHMEDABAD/GANDHINAGAR	GJ01	62	Odisha	BERHAMPUR/GANJAM	OR03
17		RAJKOT	GJ10	63		BHUBANESWAR	OR04
18		SURAT	GJ11	64		SAMBALPUR	OR09
19		VADODARA	GJ12	65	Puducherry	PUDUCHERRY	PO01
20	Haryana	GURUGRAM	HR04	66	Punjab	AMRITSAR	PB01
21		HISSAR	HR05	67		BHATINDA	PB02
22		KARNAL	HR06	68		LUDHIANA	PB05
23	Himachal Pradesh	HAMIRPUR(HIMACHAL PRADESH)	HP03	69		PATIALA/FATEHGARH SAHIB	PB08
24		KANGRA/PALAMPUR	HP04	70	Rajasthan	BIKANER	RJ05
25		SHIMLA	HP06	71		JAIPUR	RJ06
26	Jammu	JAMMU	JK02	72		JODHPUR	RJ07
27		SRINAGAR	JK04	73		KOTA	RJ08
28	Jharkhand	DHANBAD	JH02	74	Tamil Nadu	UDAIPUR	RJ11
29		JAMSHEDPUR	JH03	75		CHENNAI	TN01
30		RANCHI	JH04	76		COIMBATORE	TN02
31	Karnataka	BENGALURU	KK04	77		TIRUCHIRAPPALLI	TN14
32		DHARWAD/HUBBALLI (HUBLI)	KK10	78	Telangana	TIRUNELVELI	TN15
33		GULBARGA	KK08	79		HYDERABAD	TL01
34		MANGALURU(MANGALORE)	KK12	80		MAHBUBNAGAR	TL04
35	Kerala	ERNAKULAM/KOCHI	KL04	81	Uttar Pradesh	AGRA	UP01
36		KANNUR	KL07	82		GORAKHPUR	UP08
37		KOTTAYAM	KL11	83		JHANSI	UP10
38		KOZHIKODE	KL12	84		KANPUR	UP11
39		THIRUVANANTHAPURAM	KL17	85		LUCKNOW	UP12
40		THRISSUR	KL18	86		MORADABAD	UP15
41	Ladakh	LEH	LL01	87	Uttarakhand	VARANASI	UP18
42	Madhya Pradesh	BHOPAL	MP03	88		DEHRADUN	UK01
43		GWALIOR	MP06	89		HALDWANI	UK02
44		INDORE	MP07	90	West Bengal	ROORKEE	UK06
45		JABALPUR	MP08	91		ASANSOL	WB01
46				92		KOLKATA	WB10
				93		SILIGURI	WB11

Computer Based Test (CBT)

Procedure for appearing in Computer Based Test (CBT)

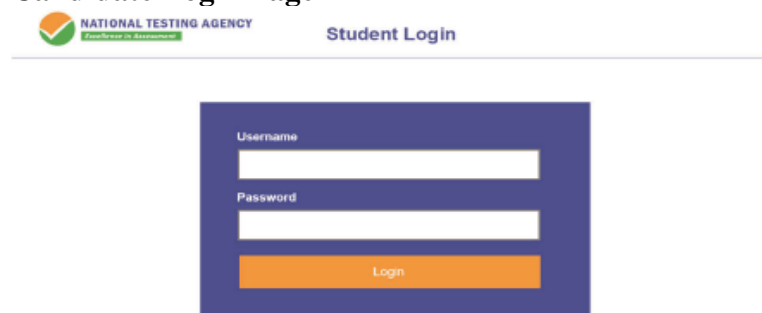
The major examinations being conducted by NTA are Computer-Based Tests (CBT). A CBT requires candidates to sit in front of a computer terminal (node) allocated to them against their Roll number and Admit card. After logging the candidate will get detailed instructions for the examinations. At the designated time of the start of the examination, the candidates will be able to proceed and see the questions on the computer screen using the computer mouse. Candidates will have the option to change/modify/edit/answers already entered at any time during the examination.

Procedure for appearing in Computer Based Test (CBT):

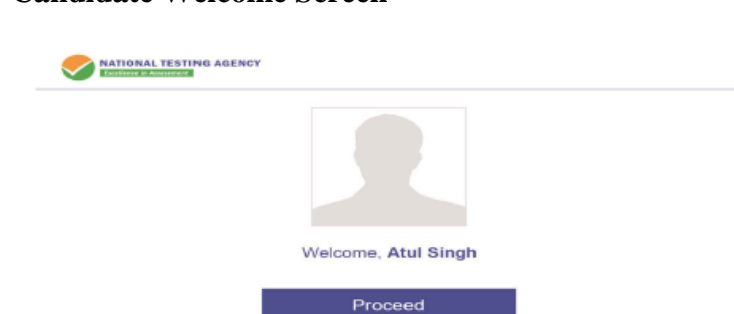
(Sample/mock test will be available on NTA website: www.nta.ac.in for hands-on practice)

- (a) A computer terminal (node) indicating Roll Number will be allocated to each candidate. Candidates should find and sit on their allocated computers only. Any candidate found to have changed room/hall or the computer on their own other than the one allotted would lead to cancellation of candidature and no plea in this regard would be entertained.
- (b) For login, the candidate will have to enter a **login ID and password**. The computer terminal allotted to the candidate will display the WELCOME login screen, Candidate's photograph and NET subject opted by the candidate.

Candidate Login Page



Candidate Welcome Screen











- (c) After login, the candidate shall be able to see the detailed instructions for the examination. Candidates are advised to go through the instructions carefully regarding the type of questions and marking scheme. At the designated time of the start of the examination, the candidates will be able to proceed and see the questions on the computer screen.

Please read the instructions carefully

General Instructions

1. **The total duration of the examination is as indicated on the Admit Card issued by the NTA.**
2. The clock will be set at the server. The countdown timer on the top right corner of the screen will display the remaining available time for you to complete the examination. When the timer reaches zero, the examination will end by itself and you will not be required to end or submit your examination.
3. The Question Palette displayed on the left side of the screen will show the status of each question using one of the following symbols:




The different symbols used in the test are shown below. Please go through them and understand their meanings before you start the test.

Symbol	Description
	Option Not chosen
	Option chosen as correct (By clicking on it again you can delete your option and choose another option if desired.)
	Question number shown in blue color indicates that you have not yet attempted the question.
	Question number shown in green color indicates that you have answered the question.
	You have not yet answered the question, but marked it for coming back for review later, if time permits.
	You have answered the question, but marked it for review later, if time permits.
	Clicking on this will take you to the next question.
	Clicking on this will take you to the previous question.
	By clicking on this button, you can mark the question for review later. Please note that if you answer the question and mark for review, the question will be treated as answered and evaluated even if you do not review it.
	By clicking on this button, you can unmark the question for review

4. The Marked for Review status for a question simply indicates that you would like to look at that question again. Questions which are answered and “Marked for Review” will be automatically saved and evaluated even if the flag is not removed.
5. The questions and answer options will be displayed in the **English and the chosen language**. For any doubt or clarification, you are requested to refer to the English version as the final.




Navigating to a Question:

6. To navigate between questions within a Paper, the candidate needs to do the following:

- Click on the question number in the Question Palette at the left of your screen to go to that question directly in the corresponding section. Note that using this option does NOT save your answer to the current question.
- You can click on the  arrow on the top of the question window to go to the next question. You can click on the  which appears on the left side of the question window for going back to the previous question.
- Your answer to a question is automatically saved when you click on the  button on the top right-hand corner of the question window. Please note that there is no separate SAVE button.


Answering a Question:

7. Procedure for answering a Multiple Choice Type question:

- To select your answer, click on the  button of one of the options.
- To de-select your chosen answer, click on the  button of the chosen option again.
- To change your chosen answer, click on  the button of another option.
- You can click **Mark for review** on the top left-hand side of the question window when you want to come back to that question later on, whether you have answered it or not, and proceed to other questions.
- When you answer any question "Marked for review", the status of the question changes automatically to "Answered".
- You can click on **Unmark for review** when you want to change the status and freeze the answer already given or answer the question.

8. To change your answer to a question that has already been answered, first select that question for answering and then follow the procedure for answering that type of question.

Navigating through sections:

9. Sections in this question paper are displayed on the left-hand side of the screen. Questions in a section can be viewed by clicking on the section name.
10. After clicking  the button on the last question for a section, you will automatically be taken to the first question of the next section.
11. You can shuffle between sections and questions anytime during the examination as per your convenience only during the time stipulated.
12. You can view the section summary as part of the legend that appears in every section below the question palette.

Instruction for Question:

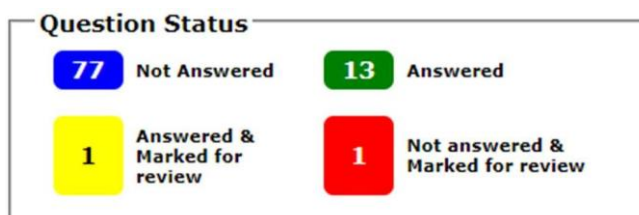
13. For the correctness of the translation for a particular language, only the **English version** will be considered as the final version for evaluation purposes.

The keyboard attached to the computer, if any, will be disabled during the entire duration of the examination. Candidates will have the option to change/modify answers already entered anytime during the entire duration of the examination.

In case the computer/mouse allotted to any candidate malfunctions anytime during the test, he/she will be immediately allotted another computer system and the time lost due to this will be adjusted in the server so as to give the candidate the full allotted time.

The on-screen computer clock counter of every candidate will be set at the server. The countdown timer on the top right side of the computer screen will display the time remaining (in minutes) available for the candidate to complete the examination. When the timer reaches zero, the examination will end by itself. The candidates will not be required to end or submit the examination.

The Question Status displayed on the bottom left screen will show the status of each question using one of the following symbols:



The question(s) “Answered and Marked for Review” status for a question indicates that the candidates would like to have a relook at that question again. A candidate has the option of answering a question and simultaneously “Marked for Review”, these answers will be considered for evaluation. However, if a candidate has simply put “Marked for Review” for a question without answering it, the corresponding question marked for review without an answer will not be considered for evaluation. It may be noted that a candidate can return to any “Marked for Review” question any time during the examination by clicking on the corresponding question number icon displayed on the Question Palette of the corresponding section.

- (a) Blank Sheets for doing Rough Work/calculations shall be provided to the candidates. The Blanks Sheets would have a Header page for the candidates to write down his/her Name and Roll Number. All calculations/writing work is to be done only in the Blank Sheets provided at the Centre in the Examination Room/Hall and on completion of the test candidates must hand over the rough sheets to the invigilator on duty in the Room/Hall.

(b) ROUGH WORK:

All calculations/writing work is to be done only in the rough sheet provided at the Centre in the Examination Room/Hall and on completion of the test candidates must hand over the rough sheets to the invigilator on duty in the Room/Hall.

NTA: Test Practice Centres (TPCs)**What is a Test Practice Centre (TPCs)?**

The Ministry of Human Resource Development mandated the NTA to set up, establish and create a network of Test Practice Centres for candidates, especially in remote and rural areas to enable them to practice and be comfortable in taking a Computer Based Test (CBT). This facility is completely free of cost. Candidates can register online (on NTA website) where they are provided a convenient TPC near to their location to practice on a given computer node. This facilitates and eases the process of being able to take a Computer Based Test (CBT). The entire experience of using a computer is close to the actual experience of taking a CBT. All efforts are made to provide practice tests and questions so that candidates can familiarize themselves with logging into the system, go through the detailed instructions regarding the test, use the mouse or numeric keyboard on screen (virtual) for attempting each question, scroll down to the next question, navigate between questions, review and edit their options and submit questions.

The objective of TPCs is primarily to organize test practice for the upcoming NTA examinations.

COMMON SERVICES CENTRES/FACILITATION CENTRES

Candidates, who are not well conversant to submit the online application due to various constraints, can use the services of Common Services Centre, Ministry of Electronics and Information Technology, Government of India under the Digital India initiatives of Hon'ble Prime Minister. The Common Services Centre (CSC) scheme is a part of the ambitious national e-Governance Plan (NeGP) of Government of India and is managed at each village panchayat level by a Village level Entrepreneur (VLE)

There are more than 1.5 lakhs Common Services Centres (CSC) across the country which will provide the desired support to candidates from urban as well as rural areas in online submission of Application Form and payment of fee through e-wallet. The list of the Common Services Centre is available on website: www.csc.gov.in.

Note: *To know nearest Common Services Centre, please open link*
<http://gis.csc.gov.in/locator/csc.aspx>

INSTRUCTIONS REGARDING COVID-19

NTA will implement Social Distancing measures as per Government of India Guidelines in current scenario of COVID-19 to ensure health & safety of the candidates. Adequate measures are implemented for safety of all without compromising the high standards, sanctity, and fairness in conduct of the examination. Candidates are also required to adhere to Guidelines and new process for Social Distancing and hygiene to ensure safety & health of their own and fellow candidates.

PREPARATION AT CENTRE

- a) Standard Operating Procedures for implementing safety precautions and for maintaining required standard of hygiene will be implemented. Before the exam starts, Seating Area will be thoroughly sanitized- exam rooms, desks, chairs etc. All door handles, staircase railing, lift buttons, etc. will be disinfected.
- b) Gap between 2 seats will be maintained as per GOI guidelines.
- c) Hand Sanitizer will be available at entry and inside the exam venue at various places for candidates and Centre staff to use.
- d) Thermo guns will be used to check body temperature of candidates.
- e) The room/hall number will be informed to the candidates at the registration desk.
- f) It is ensured that all the processes are touch free, to the maximum possible extent, to ensure Social Distancing norms.
- g) Candidate is required to reach Centre as per the Reporting/Entry time at Centre given in the Admit Card to avoid any crowding at the Centre at the time of entry and to maintain social distancing.
- h) All exam functionaries will wear mask and gloves at all points of time.
- i) 5 sheets of paper are to be placed on the desk of each candidate for doing rough work.

PRE-EXAM PREPARATION

- a) Candidate to check Reporting/ Entry time at Centre given in the Admit Card and to reach Centre as per Reporting Time **only** to avoid any crowding at the Centre at the time of entry and to maintain social distancing.
- b) Candidate should fill Admit card and Undertaking thereon as per instructions contained in the admit card, completely and properly.
- c) Candidates will be permitted to carry only the permitted items with them into the venue.

AT TIME OF ENTRY

- a) Candidates should avoid coming with more than one escort (parent/guardian). Escorts shall remain outside the gate during the conduct of the examination and therefore it shall be their responsibility to maintain all health and safety norms with respect to COVID-19.
- b) Candidates need to maintain a space of at least 6 feet from each other at all times. Queue manager / ropes and Floor Marks will be arranged outside the Centre.
- c) Room number will not be displayed outside the Centre to avoid any crowding at any one place in any situation.
- d) Candidates will be required to sanitize hands by washing with soap and with Hand Sanitizer before entry in Centre. Hand sanitizer will be available at various locations in the Centre

- e) Candidate should bring duly filled in Admit Card and Undertaking thereon as per instructions contained in the admit card.
- f) They should not bring prohibited items to exam Centre as there are no arrangements available for their safe keeping.
- g) Candidates are permitted to carry drinking water in a transparent water bottle, a small bottle of sanitizer (50 mg), face masks and gloves.
- h) Candidates will be ushered in batches of 10 girls/boys.
- i) Thermal scanning will be carried out at the entry.
- j) If the body temperature is higher than the COVID-19 norms, candidate would be required to take the exam in a separate room. Candidates are required to strictly adhere to instructions provided by Centre staff.
- k) All processes such as checking of temperature using thermo guns, frisking and verification of documents including admit card will be done before entry.
- l) Contact free frisking will be carried out using Hand Held Metal Detectors.
- m) Candidate will be offered a fresh 3 Ply mask before entry. In order to stop chances of any UFM being used in the examination, the candidate is expected to wear the freshly provided mask at the Centre. The candidate will be required to remove the mask worn by him/ her from home and use only the mask provided at Centre, in the exam hall. He/she may keep his/her mask worn from home, in their pocket or dispose them off as per their convenience.
- n) Candidate will display the following documents for verification to the exam functionary (invigilator on duty) standing across the table.
 - Admit card along with the undertaking with passport size photograph and thumb impression affixed thereon
 - Original and valid Identity proof
 - One additional photograph for affixing on the attendance register
- o) Candidate will be offered a fresh 3 Ply mask before entry. In order to stop chances of any UFM being used in the examination, the candidate is expected to wear the freshly provided mask at the Centre. The candidate will be required to remove the mask worn by him/ her from home and use only the mask provided at Centre, in the exam hall.
- p) Invigilator(s) on duty at the registration desk would check the admit card, ID proof etc. and direct the candidate to his exam room in batches of 5 each to maintain safe distance as per the social distancing norms.
- q) A candidate will be denied permission to appear in the examination, if he/ she violates the COVID-19 directives/advisories of Government (Central/State) applicable on the day of exam and instructions mentioned in the Admit Card.

DURING EXAMINATION

- a) Before the exam starts, Seating Area will be thoroughly sanitized—exam rooms, desks, chairs etc. Candidates can further sanitize the same with sanitizers that will be made available in the examination lab/room/hall.
- b) Candidates are required to paste passport size photograph and sign on the Attendance Sheet after sanitizing hands with sanitizer.
- c) They are required to use only the sheets provided in the exam centre for any rough work and are not allowed to do the rough work on any other material. They should write their roll number and their name on the rough sheets.


AFTER EXAMINATION

- a) On completion of the exam, the candidates will be permitted to move out in an orderly manner, one candidate at a time maintaining a safe distance from each other. They are required to wait for instructions from invigilator and are not to get up from their respective seats until advised.
- b) Candidate must drop the Admit Card and Rough Sheets in the drop box after the conclusion of the exam, while leaving. If any candidate fails to do so, action (which also includes disqualification from the exam) can be taken against him/her.

State Wise List of Colleges

List of permitted ASU & H Post Graduate colleges is updated from time to time on the website of Ministry of Ayush namely www.ayush.gov.in.


Replica of Application Form



Department of Higher Education
Ministry of Education
Government of India

**ALL INDIA AYUSH POST GRADUATE ENTRANCE TEST
2022**

अखिल भारतीय आयुष स्नातकोत्तर प्रवेश परीक्षा 2022



राष्ट्रीय परीक्षा एजेंसी
National Testing Agency
Excellence in Assessment

Home

Steps to apply online

- ✓ Apply for Online Registration
- ✓ Fill Online Application Form
- ✓ Pay Examination Fee

Application Form AIAPGET - 2022

New Registration


Only Registered Candidates Sign In

Application Form AIAPGET - 2022

Application No

Password

Security Pin as shown below
(Case Sensitive)

Security Pin OY2634 

Sign In

[Forgot Password ?](#)

[Forgot Application No ?](#)

Instructions and Procedure for online submission of Application Form

Download Information Bulletin

- Please read the instructions, procedure and Information Bulletin carefully before you start filling the Application Form Online.
- You can apply for AIAPGET - 2022 'ON-LINE' only through the official website of AIAPGET - 2022 (<https://aiapget.nta.nic.in>).
- Examination Fees परीक्षा शुल्क

Category / श्रेणी	In India (Fee in ₹) / भारत में (शुल्क ₹ में)
General/ सामान्य OBC-NCL/CENTRAL LIST /ओबीसी-एनसीएल (केंद्रीय सूची)	₹ 2700/- (Two thousand seven Hundred)/ ₹ 2700/- (दो हजार सात सौ)
General-EWS / सामान्य. ईडब्ल्यूएस	₹ 2450/- (Two thousand Five Hundred fifty)/ ₹ 2450/- (दो हजार पचास)
SC / ST / Person with Disabilities(PwD)/Third Gender अनुसूचित जाति/अनुसूचित जनजाति/दिव्यांगजन व्यक्ति/थर्ड जेंडर	₹ 1800/- (One thousand Eight Hundred)/ ₹ 1800/- (एक हजार आठ सौ)

Service Charges & GST (as applicable) will be charged extra by the Bank.
सेवा शुल्क और जीएसटी (लागू होने पर) बैंक द्वारा अतिरिक्त शुल्क लिया जाएगा।

- Application Procedure: 3 simple Steps to be followed to apply online
आवेदन प्रक्रिया: ऑनलाइन आवेदन करने के लिए 3 सरल चरणों का पालन किया जाना चाहिए।

Candidates must read carefully the Instructions (including how to fill up Application Form online) given in the Information Bulletin available on the NTA Website. Candidates not complying with the Instructions shall be summarily disqualified.

अभ्यर्थियों को एप्लीकेशन फॉर्म पर उपलब्ध सूचना विवरणिका में दिए गए निर्देशों (ऑनलाइन आवेदन फॉर्म को भरने सहित) को ध्यान से पढ़ना चाहिए। निर्देशों का पालन नहीं करने वाले अभ्यर्थियों को अयोग्य घोषित कर दिया जाएगा।

Step 1: Register for Online Application Form and note down system generated **Application Number**. The candidate should supply the required details while filling the Online Application Form and is also required to create PASSWORD and choose Security Question and enter his/her Answer. After successful submission of the personal details, Application number will be generated and it will be used to complete the remaining Steps of the Application Form and will also be required for all future reference/ correspondence. For subsequent logins, candidate will be able to login directly with the respective system generated **Application Number** and created **Password**.

चरण 1: ऑनलाइन आवेदन फॉर्म के लिए पंजीकरण करें और प्राप्त आवेदन संख्या नोट करें: अभ्यर्थी ऑनलाइन आवेदन फॉर्म भरते समय आवश्यक विवरणों को प्रविष्टि करें जो कुंजिका बनाने, उससे संबंधित सुरक्षा प्रश्न चुनने और उसका उत्तर दर्ज करने के लिए आवश्यक है। व्यक्तिगत विवरणों को सफलतापूर्वक प्रस्तुत करने के बाद, आवेदन संख्या प्राप्त होगी जिसका उपयोग आवेदन फॉर्म के शेष चरणों को पूरा करने के लिए किया जाएगा और जो भविष्य के सभी संदर्भ/पत्राचार के लिए भी आवश्यक होगा। लॉग इन करने के लिए अभ्यर्थी संबंधित सिस्टम जनित आवेदन संख्या एवं स्वयं बनाई हुई कुंजिका से लॉग इन कर सकते हैं।

Step 2: Complete the Application Form candidate can login with the system generated Application Number and created Password for completing the Application Form.

चरण 2: आवेदन फॉर्म पूरा करें: अभ्यर्थी सिस्टम जनित आवेदन संख्या एवं कुंजिका से लॉग इन करके आवेदन फॉर्म को पूरा कर सकते हैं।

Upload Scanned Images of Candidate's Photograph, Signature, Category Certificate (wherever applicable) and Pwd Certificate (wherever applicable):

अभ्यर्थी की तस्वीर, हस्ताक्षर, श्रेणी प्रमाणपत्र (जहां भी लागू हो), पीडब्ल्यूडी प्रमाणपत्र (जहां लागू हो) की स्कैन की गई छवियां अपलोड करें:

- The recent passport size photograph should be either in colour or black & white with 80% face (without mask) visible including ears against white background. It should be in JPG format (clearly legible) and between 10 kb to 200 kb.
हाल में खींची गई पासपोर्ट आकार की तस्वीर (या तो रंगीन या काले एवं सफेद पृष्ठभूमि के साथ) जिसमें कानों के साथ-साथ 80% चेहरा साफ दिखाई देना चाहिए (मास्क के बिना)। यह JPG प्रारूप (स्पष्ट रूप से सुपाठ्य) और 10 kb से 200 kb के बीच होना चाहिए।
- Signature should be in JPG format (clearly legible) and between 4 kb to 30 kb.
हस्ताक्षर JPG प्रारूप (स्पष्ट रूप से सुपाठ्य) और 4 kb से 30 kb के बीच होना चाहिए।
- Size of the scanned copy of the certificates should be between 50 kb to 300 kb.
सर्टिफिकेट की स्कैन कॉपी का साइज 50 केबी से 300 केबी के बीच होना चाहिए।

[Note: Upload the correct photograph, signature and certificates as the facility for correction will not be given.

[नोट: तस्वीर, हस्ताक्षर, प्रमाणपत्र की छवियां सही अपलोड करें क्योंकि सुधार की सुविधा नहीं दी जाएगी।]

Step 3: The candidate has to select Debit card/Credit card/UPI/Net banking option to pay the application fee and follow the online instruction to complete the payment of fee. After successful payment, candidate will be able to print the Confirmation Page. In case the Confirmation Page is not generated after payment of fee then the transaction is cancelled and the candidates have to approach the concerned bank for refund of amount. However the candidate has to make another payment/transaction, in case the Confirmation Page is not generated.

चरण 3: अभ्यर्थी को आवेदन शुल्क का भुगतान करने के लिए डेबिट कार्ड/क्रेडिट कार्ड/यूपीआई/नेट बैंकिंग विकल्प का चयन करना होगा और शुल्क का भुगतान पूरा करने के लिए ऑनलाइन निर्देशों का पालन करना होगा। भुगतान के बाद, अभ्यर्थी पुष्टि-पृष्ठ प्रिंट कर सकते हैं। यदि शुल्क के भुगतान के बाद पुष्टि-पृष्ठ प्राप्त नहीं होता है तो सैनदेन रद्द कर दिया जाएगा और अभ्यर्थियों को राशि वापस के लिए संबंधित बैंक से संपर्क करना होगा। यदि पुष्टि-पृष्ठ प्राप्त नहीं होता है तो अभ्यर्थी को एक और भुगतान/सैनदेन करना होगा।

5. Important Instruction about PASSWORD

कुंजिका के बारे में महत्वपूर्ण निर्देश

- During online form filling, candidate will be required to choose PASSWORD and Security Question and its Answer. Candidate is advised to record/remember their password for all future logins.
- ऑनलाइन आवेदन फॉर्म भरने के दौरान अभ्यर्थी को कुंजिका, सुरक्षा प्रश्न और उसके उत्तर का चयन करना होगा। अभ्यर्थी को भविष्य के सभी लॉग इन के लिए अपनी कुंजिका को रिकॉर्ड /याद रखने की सलाह दी जाती है।
- For subsequent logins, candidate will be able to login directly with their respective system generated Application Number and the chosen Password.
- बाद में लॉग इन के लिए अभ्यर्थी अपने संबंधित सिस्टम आवेदन संख्या और चुने गई कुंजिका के साथ सीधे लॉग इन कर सकते हैं।
- Candidate is advised not to disclose or share their password with anybody. Neither NTA nor NIC will be responsible for violation or misuse of the password of a candidate.
- अभ्यर्थी को सलाह दी जाती है कि वह किसी के साथ अपनी कुंजिका साझा न करें। किसी अभ्यर्थी की कुंजिका के उल्लंघन या दुरुपयोग के लिए न तो एनटीई और न ही एनआईसी जिम्मेदार होगा।
- Candidate can change his/her passwords after login, if desired.
- यदि वांछित हो तो, अभ्यर्थी लॉग इन के बाद अपनी कुंजिका बदल सकते हैं।
- Candidate should remember to log out at the end of their session so that the particulars of the candidate cannot be tampered or modified by unauthorized persons.
- अभ्यर्थी को अपने सत्र के अंत में लॉग आउट करना चाहिए ताकि अनाधिकृत व्यक्तियों द्वारा अभ्यर्थी के विवरण से छेड़छाड़ या संशोधन नहीं किया जा सके।

The Password must be as per the following Password policy.

कुंजिका निम्नलिखित कुंजिका-पॉलिसी के अनुसार होना चाहिए।

- Password must be 8 to 13 character long.
कुंजिका 8 से 13 अक्षरों की होनी चाहिए।
- Password must have at least one Upper case alphabet.
कुंजिका में कम से कम एक अपर केस एल्फाबेट होना चाहिए।
- Password must have at least one Lower case alphabet.
कुंजिका में कम से कम एक लोअर केस एल्फाबेट होना चाहिए।
- Password must have at least one numeric value.
कुंजिका में कम से कम एक संख्या मान होना चाहिए।
- Password must have at least one special characters eg. !@#\$%^&*~.
कुंजिका में कम से कम एक विशेष वर्ण होना चाहिए जैसे ! @ # \$ % ^ & * ~.

6. How to reset your Password : The following options are available to reset Password

अपना कुंजिका भूलें तो रीसेट करें: कुंजिका रीसेट करने के लिए निम्नलिखित विकल्प उपलब्ध हैं।

- Using Security Question & its Answer you chosen during Form filling.
फॉर्म भरने के दौरान अपने सुरक्षा प्रश्न एवं इसके चुने हुए उत्तर का उपयोग करके।
- Using a verification code sent via text message (SMS) to your Registered Mobile No.
अपने पंजीकृत मोबाइल नंबर/ईमेल पर पाठ संदेश से भेजे सत्यापन कोड का उपयोग करके।
- Using a reset link sent via Email to your Registered Email address.
अपने पंजीकृत ईमेल पते पर ईमेल से भेजे गए रीसेट लिंक का उपयोग करके।

7. The Application Number printed on the computer generated Confirmation Page must be mentioned in all such correspondences. It is therefore essential to note down the application number printed on the Confirmation Page.

कंप्यूटर जनित पुष्टि-पृष्ठ पर मुद्रित आवेदन संख्या का उल्लेख सभी पत्राचार में किया जाएगा। इसलिए पुष्टि-पृष्ठ पर मुद्रित आवेदन संख्या को दर्ज/नोट करना आवश्यक है।

☐ I have downloaded the Information Bulletin of ALL INDIA AYUSH POST GRADUATE ENTRANCE TEST 2022, read and understood all the instructions therein as well as those mentioned above, and fill up the online Application Form for the ALL INDIA AYUSH POST GRADUATE ENTRANCE TEST 2022 accordingly.

मैंने अखिल भारतीय आयुष स्नातकोत्तर प्रवेश परीक्षा 2022 के सूचना बुलेटिन को डाउनलोड कर लिया है, उसमें दिए गए सभी निर्देशों के साथ-साथ ऊपर वर्णित सभी निर्देशों को पढ़ और समझ लिया है, और तदनुसार मैंने अखिल भारतीय आयुष स्नातकोत्तर प्रवेश परीक्षा 2022 के लिए ऑनलाइन आवेदन फॉर्म भर रखा / रही हूँ।

Click here to Proceed

व्यक्तिगत विवरण(Personal Details)

अभ्यर्थी का नाम (Candidate's Name)	<input type="text"/>		
पिता का नाम (Father's Name)	<input type="text"/>		
माता का नाम (Mother's Name)	<input type="text"/>		
अभ्यर्थी की जन्म तिथि (Candidate's Date of Birth)	--Day--	--Month--	--Year--
लिंग (Gender)	--Select--		
पहचान के प्रकार (Identity Type)	--Select--		
पहचान संख्या (Identification Number)	<input type="text"/>		

वर्तमान पता (Present Address)

पता (Premises No/ Name)	<input type="text"/>		
उप-स्थानीयता (Sub-Locality)(Optional)	<input type="text"/>		
स्थानीयता (Locality)	<input type="text"/>		
देश (Country)	--Select--		
राज्य (State)	--Select--		
जिला (District)	--Select--		
पिन कोड (Pin Code)	<input type="text"/>		
ईमेल पता (Email Address)	<input type="text"/>		
Confirm Email Address	<input type="text"/>		
मोबाइल नंबर (Mobile Number)	<input type="text"/>	<input type="text"/>	
Confirm Mobile Number	<input type="text"/>	<input type="text"/>	
वैकल्पिक संपर्क सूत्र (Alternate Contact No.) (Optional)	<input type="text"/>		

स्थायी पता (Permanent Address)

☐ Same As Present Address

पता (Premises No/ Name)	<input type="text"/>		
उप-स्थानीयता (Sub-Locality)(Optional):	<input type="text"/>		
स्थानीयता (Locality)	<input type="text"/>		
देश (Country)	--Select--		
राज्य (State)	--Select--		
जिला (District)	--Select--		
पिन कोड (Pin Code)	<input type="text"/>		

Choose Password

कुंजिका (Password)	<input type="text"/>
कुंजिका की पुष्टि कीजिये (Confirm Password)	<input type="text"/>
सुरक्षा प्रश्न (Security Question)	--Select--
सुरक्षा जवाब (Security Answer)	<input type="text"/>

Security Pin

Enter security pin (case sensitive)

Security Pin

14V77L

Submit

Review Page - Online Registration Form

Review the following particulars carefully. If you would like to change any particulars entered, you may do so by pressing 'EDIT REGISTRATION FORM' button or press 'Submit and Send OTP' button.

व्यक्तिगत विवरण(Personal Details)

अभ्यर्थी का नाम (Candidate's Name):	ABC	पिता का नाम (Father's Name):	DEF
माता का नाम (Mother's Name):	GHI	अभ्यर्थी की जन्म तिथि (Candidate's Date of Birth):	06-02-1992
लिंग (Gender):	Female	पहचान के प्रकार (Identity Type):	Passport
Passport:	123456789		

वर्तमान पता (Present Address)

पता (Premises No/ Name):	House No-74	उप-स्थानीयता (Sub-Locality)(Optional):	
स्थानीयता (Locality):	Shahdara	देश (Country):	India
राज्य (State):	ASSAM	जिला (District):	Biswanath
पिन कोड (Pin Code):	110063	ईमेल पता (Email Address):	
मोबाइल नंबर (Mobile Number):		वैकल्पिक संपर्क सूत्र (Alternate Contact No.) (Optional):	--

स्थायी पता (Permanent Address)

पता (Premises No/ Name):			
स्थानीयता (Locality):			dia
राज्य (State):			swanath
पिन कोड (Pin Code):	110063		

Review Page !!

Close X

Please review the following informations carefully.
If you would like to change any information entered, you may do so by pressing 'EDIT REGISTRATION FORM' button or press 'Submit and Send OTP' button.

खाता विवरण (Account Details)

सुरक्षा प्रश्न (Security Question):	Which is the website you rarely visit ?	सुरक्षा जवाब (Security Answer):	(Not shown due to security reasons)	कुशिका (Password):	(Not shown due to security reasons)
-------------------------------------	---	---------------------------------	-------------------------------------	--------------------	-------------------------------------

Particulars checklist to be verified

Kindly verify all the particulars listed below carefully and ensure you have filled correct information. No Change will be permitted once Registration Form is Submitted or at any later stage of the examination.

- ☐ मेरा नाम (My Name) ☐ पिता का नाम (Father Name) ☐ माता का नाम (Mother Name) ☐ जन्म तिथि (Date of Birth)
- ☐ लिंग (Gender) ☐ पता (Address) ☐ मोबाइल नंबर (Mobile Number)

Declaration

I hereby declare that I have filled up this Online Application Form after carefully reading the Information Bulletin and fully understanding the provisions/ procedures mentioned therein. I further declare that all the particulars given by me in this Form are true and correct to the best of my knowledge and belief. I agree that my result may be withheld or my candidature cancelled, in case it is found that false information has been furnished by me in this application. I shall abide by these terms and conditions as well as those laid down in the Information Bulletin, Public Notices, and Advisories issued by NTA regarding AIAPGET - 2022 from time to time.

मैं घोषणा करता/करती हूँ कि मैंने सूचना विवरणिका को ध्यान से पढ़ने और उसमें उल्लिखित प्रावधानों/प्रक्रियाओं को पूरी तरह से समझने के बाद, ऑनलाइन पंजीकरण पत्र भरा है। मैं यह भी घोषणा करता/करती हूँ कि इस आवेदन पत्र में मेरे द्वारा दिए गए सभी विवरण सही हैं। यदि भविष्य में किसी भी समय यह पाया जाता है कि इस आवेदन पत्र में मेरे द्वारा दी गई कोई भी जानकारी सही नहीं है तो मेरा परिणाम रोक जा सकता है/परिणाम घोषित नहीं किया जा सकता है या मेरी उम्मीदवारी रद्द की जा सकती है। मैं समय-समय पर एआईएपीजीईटी - 2022 परीक्षा से सम्बंधित राष्ट्रीय परीक्षा एजेंसी द्वारा जारी सूचना विवरणिका, सार्वजनिक सूचना और सलाह में उल्लिखित नियमों और शर्तों का भली-भांति पालन करूंगा/करूंगी।

☐ I Agree ☒

EDIT Registration Form

Submit and Send OTP

Department of Higher Education
Ministry of Education
Government of India

ALL INDIA AYUSH POST GRADUATE ENTRANCE TEST
2022
अखिल भारतीय आयुष स्नातकोत्तर प्रवेश परीक्षा 2022

राष्ट्रीय परीक्षा एजेंसी
National Testing Agency
Excellence in Assessment

Home

Review Page - Online Registration Form

Review the following particulars carefully. If you would like to change any particulars entered, you may do so by pressing 'EDIT REGISTRATION FORM' button or press 'Submit and Send OTP' button.

व्यक्तिगत विवरण(Personal Details)

अभ्यर्थी का नाम (Candidate's Name):	ABC	पिता का नाम (Father's Name):	DEF
माता का नाम (Mother's Name):	GHI	अभ्यर्थी की जन्म तिथि (Candidate's Date of Birth):	06-02-1992
लिंग (Gender):	Female	पहचान के प्रकार (Identity Type):	Passport
Passport:	123456789		

वर्तमान पता (Present Address)

पता (Premises No/ Name):	House No-74	उप-स्थानीयता (Sub-Locality)(Optional):	
स्थानीयता (Locality):	Shahdara	देश (Country):	India
राज्य (State):	ASSAM	जिला (District):	Biswanath
पिन कोड (Pin Code):	110063	ईमेल पता (Email Address):	
मोबाइल नंबर (Mobile Number):		वैकल्पिक संपर्क सूत्र (Alternate Contact No.) (Optional):	--

स्थायी पता (Permanent Address)

पता (Premises No/ Name):	House No-74	उप-स्थानीयता (Sub-Locality)(Optional):	
स्थानीयता (Locality):	Shahdara	देश (Country):	India
राज्य (State):	ASSAM	जिला (District):	Biswanath
पिन कोड (Pin Code):	110063	ईमेल पता (Email Address):	
मोबाइल नंबर (Mobile Number):		वैकल्पिक संपर्क सूत्र (Alternate Contact No.) (Optional):	--

खाता विवरण (Account Details)

सुरक्षा प्रश्न (Security Question):	Which is the website you rarely visit ?	सुरक्षा जवाब (Security Answer):	(Not shown due to security reasons)	कुंजिका (Password):	(Not shown due to security reasons)
-------------------------------------	---	---------------------------------	-------------------------------------	---------------------	-------------------------------------

Particulars checklist to be verified

Kindly verify all the particulars listed below carefully and ensure you have filled correct information. No Change will be permitted once Registration Form is Submitted or at any later stage of the examination.

☒ मेरा नाम (My Name)
☒ पिता का नाम (Father Name)
☒ माता का नाम (Mother Name)
☒ जन्मतिथि (Date of Birth)

☒ लिंग (Gender)
☒ पता (Address)
☒ मोबाइल नंबर (Mobile Number)

Declaration

I hereby declare that I have filled up this Online Application Form after carefully reading the Information Bulletin and fully understanding the provisions/ procedures mentioned therein. I further declare that all the particulars given by me in this Form are true and correct to the best of my knowledge and belief. I agree that my result may be withheld or my candidature cancelled, in case it is found that false information has been furnished by me in this application. I shall abide by these terms and conditions as well as those laid down in the Information Bulletin, Public Notices, and Advisories issued by NTA regarding AIAPGET - 2022 from time to time.

मैं घोषणा करता/करती हूँ कि मैंने सूचना विवरणिका को ध्यान से पढ़ने और उसमें उल्लिखित प्रावधानों/प्रक्रियाओं को पूरी तरह से समझने के बाद, ऑनलाइन पंजीकरण पत्र भरा है। मैं यह भी घोषणा करता/करती हूँ कि इस आवेदन पत्र में मेरे द्वारा दिए गए सभी विवरण सही हैं। यदि भविष्य में किसी भी समय यह पाया जाता है कि इस आवेदन पत्र में कोई भी जानकारी सही नहीं है तो मेरा परिणाम रोक जा सकता है/परिणाम घोषित नहीं किया जा सकता है या मेरी उम्मीदवारी रद्द की जा सकती है। मैं समय-समय पर एआईएपीजीईटी - 2022 परीक्षा से सम्बंधित राष्ट्रीय परीक्षा एजेंसी द्वारा जारी सूचना विवरणिका, सार्वजनिक सूचना और सलाह में उल्लिखित नियमों और शर्तों का धी-भाति पालन करूंगा/करूंगी।

☒ I Agree

EDIT Registration Form
Submit and Send OTP

46

Activities

- Registration Details
- Application Form
- Fee Payment

Verify Mobile No. & Email Id

- Mobile No. Verified
- Verify Email Id

Current Status

Registration Details	Completed
Application Form	Incomplete
Fee Payment	Incomplete

Your registration for ALL INDIA AYUSH POST GRADUATE ENTRANCE TEST 2022 is complete. Your application form will remain incomplete till you fill all the fields of application form and pay the fee. Please note down the Application No. for future references.

Application Number : 224010000016

Kindly fill application form by clicking on the button below.

Complete Application Form

Application Form Steps

- Contact Details
- Personal Detail
- Aadhaar Details
- Apply For & Exam Center Details
- Qualification Details
- Document Upload
- Final Submit

Application Status

Contact Details	Completed
Personal Detail	Incomplete
Aadhaar Details	Incomplete
Apply For & Exam Center Details	Incomplete
Qualification Details	Incomplete
Document Upload	Incomplete
Final Submit	Incomplete

Application Number : 224010000016

Click on button below to proceed further and complete your application form.

Personal Detail

Application Form Steps

- Contact Details
- Personal Detail
- Aadhaar Details
- Apply For & Exam Center Details
- Qualification Details
- Document Upload
- Final Submit

अभ्यर्थी का विवरण(Personal Details)

अभ्यर्थी का नाम (Candidate's Name) ABC

अभ्यर्थी की जन्म तिथि (Candidate's Date of Birth) 06 Feb 1992

लिंग (Gender) Female

पिता का नाम (Father's Name) DEF

माता का नाम (Mother's Name) GHI

राष्ट्रियता (Nationality) --Select--

श्रेणी (Category) --Select--

यदि आप एक PwD उम्मीदवार हैं, तो क्या आपके पास बेच्यमक विकलांगता है (40% या अधिक / "पंचि" "वह" प्रविष्टि परिभाषित नहीं है)? (If you are a PwD Candidate, do you have benchmark disability (40% or more / "Severe" where percentage is not defined)?) --Select--

क्या आपको मधुमेह है? Are You Diabetic? --Select--

निवास की जगह (Place of Residence) --Select--

वार्षिक परिवारिक आय (Annual Family Income) --Select--

वैवाहिक स्थिति (Marital Status) --Select--

पैरी का तरीका (Mode of Preparation) --Select--

Security Pin

Enter security pin (case sensitive)

Security Pin GC9076

Save & Next

Department of Higher Education
Ministry of Education
Government of India

ALL INDIA AYUSH POST GRADUATE ENTRANCE TEST 2022

अखिल भारतीय आयुष आयोग प्रवेश परीक्षा 2022

राष्ट्रीय परीक्षा एजेंसी
National Testing Agency

[Home](#)
[Change Password](#)
[Logout](#)

Name: ABC Application No: 224010000016

Application Form Steps

- Contact Details
- Personal Detail
- Address Details
- Apply For & Exam Center Details**
- Qualification Details
- Document Upload
- Final Submit

के लिए आवेदन करना (Apply For)

के लिए आवेदन करना (Apply For) Ayurveda

प्रश्न पत्र माध्यम (Question Paper Medium) English & Hindi

परीक्षा राज्य / महानगर विकल्प (Exam State/ City-1st choice) DELHI (NCT)

परीक्षा राज्य / महानगर विकल्प (Exam State/ City-2nd choice) GOA

परीक्षा राज्य / महानगर विकल्प (Exam State/ City-3rd choice) ANDAMAN AND NICOBAR ISLANDS

परीक्षा राज्य / महानगर विकल्प (Exam State/ City-4th choice) MAHARASHTRA

पिता/अभिभावक व्यवसाय (Father/ Guardian Occupations) LAW PRACTICE

पिता/अभिभावक को Are you sure you want to submit this section ?

माता/अभिभावक को

माता/अभिभावक को

इ-सीटिंग (Interimship) Completed

इ-सीटिंग पूरा करने की तिथि (दिनांक/वर्ष) Date of Completing of Internship (DD/MM/YYYY) 31/09/2022

Security Pin

Enter security pin (case sensitive) NT4022

Security Pin OP98M6

Save & Next

Department of Higher Education
Ministry of Education
Government of India

ALL INDIA AYUSH POST GRADUATE ENTRANCE TEST 2022

अखिल भारतीय आयुष आयोग प्रवेश परीक्षा 2022

राष्ट्रीय परीक्षा एजेंसी
National Testing Agency

[Home](#)
[Change Password](#)
[Logout](#)

Name: ABC Application No: 224010000016

Application Form Steps

- Contact Details
- Personal Detail
- Address Details
- Apply For & Exam Center Details
- Qualification Details**
- Document Upload
- Final Submit

शैक्षणिक विवरण (Educational Details)

10th or equivalent Qualification Details

उत्तीर्ण की स्थिति (Pass Status) Select

उत्तीर्ण / सम्मिलित होने का वर्ष (Year of Passing/Appearing) Select

योग्यता परीक्षा (Qualifying Exam) Select

स्कूल / कॉलेज का प्रकार (Type of School/College) Select

स्कूल बोर्ड / विश्वविद्यालय का नाम (Name of School Board / University) Select

परिणाम मोड (Result Mode) Select

रोल नंबर (Roll Number) Select

स्कूल / कॉलेज पिनकोड (School/College Pincode) Select

12th or equivalent Qualification Details

उत्तीर्ण की स्थिति (Pass Status) Select

उत्तीर्ण / सम्मिलित होने का वर्ष (Year of Passing/Appearing) Select

योग्यता परीक्षा (Qualifying Exam) Select

स्कूल / कॉलेज का प्रकार (Type of School/College) Select

स्कूल बोर्ड / विश्वविद्यालय का नाम (Name of School Board / University) Select

परिणाम मोड (Result Mode) Select

रोल नंबर (Roll Number) Select

स्कूल / कॉलेज पिनकोड (School/College Pincode) Select

Graduate Qualification Details

उत्तीर्ण की स्थिति (Pass Status) Select

उत्तीर्ण / सम्मिलित होने का वर्ष (Year of Passing/Appearing) Select

योग्यता परीक्षा (Qualifying Exam) Select

स्कूल / कॉलेज का प्रकार (Type of School/College) Select

स्कूल बोर्ड / विश्वविद्यालय का नाम (Name of School Board / University) Select

परिणाम मोड (Result Mode) Select

रोल नंबर (Roll Number) Select

स्कूल / कॉलेज पिनकोड (School/College Pincode) Select

Security Pin

Enter security pin (case sensitive) 9734H2

Security Pin 9734H2

Save & Next

Application Form Steps

- Contact Details
- Personal Detail
- Address Details
- Apply For & Exam Center Details
- Qualification Details
- Documents Upload**
- Final Submit

Document Upload

S.No.	Required Document	Document Specifications	Upload	Action	View
1	पासपोर्ट आकार की फोटो (बिना मास्क के 80% चेहरे के साथ) (Passport Size Photograph (with 80% face without mask))	Document Format: JPG Min Size (KB): 10 Max Size (KB): 200	Choose File No file chosen		
2	हस्ताक्षर (Signature)	Document Format: JPG Min Size (KB): 4 Max Size (KB): 30	Choose File No file chosen		
3	दिव्यांगता प्रमाण पत्र (Person With Disability(PwD))	Document Format: PDF Min Size (KB): 50 Max Size (KB): 300	Choose File No file chosen		

Application Form Steps

- Contact Details
- Personal Detail
- Address Details
- Apply For & Exam Center Details
- Qualification Details
- Documents Upload**
- Final Submit

Document Upload

S.No.	Required Document	Document Specifications	Upload	Action	View
1	पासपोर्ट आकार की फोटो (बिना मास्क के 80% चेहरे के साथ) (Passport Size Photograph (with 80% face without mask))	Document Format: JPG Min Size (KB): 10 Max Size (KB): 200	Choose File No file chosen		Uploaded Document
2	हस्ताक्षर (Signature)	Document Format: JPG Min Size (KB): 4 Max Size (KB): 30	Choose File No file chosen		Uploaded Document
3	दिव्यांगता प्रमाण पत्र (Person With Disability(PwD))	Document Format: PDF Min Size (KB): 50 Max Size (KB): 300	Choose File No file chosen		Uploaded Document

Security Pin

Enter Security Pin (Lower case letters)

NTA2022

Security Pin

Confirm It

Do you wish to submit Document Form finally ?

Yes No

Cancel & Revert

Activities

- Registration Details
- View Application Form
- Fee Payment

Verify Mobile No. & Email Id

- Mobile No - Verified
- Verify Email Id

Current Status

- Registration Details
- View Application Form
- Fee Payment

Completed
Completed
Incomplete

You have submitted application form for ALL INDIA AYUSH POST GRADUATE ENTRANCE TEST 2022.
Your application will be considered complete only after successful payment of application fee.
After payment of fee, you will not be able to edit the filled application details and documents uploaded.
You are required to pay the fee Rs. 1/-
Application Number : 224010000016

Edit Application Form Your Email Id yet to be verified. Click here to verify your Email Id first.

Verify your Registered Email Id

Registered Email Id gau*****@nsa.ac.in

Enter Security Pin

Security Pin

Change Email Id Submit

Click here to Go Home

Mode of Payment

Activity : Examination Fee Payment

Select Mode of Payment

Online Payment

Proceed for payment

Note: Examination Fee

ALL INDIA AYUSH POST GRADUATE ENTRANCE TEST -
2022

AIAPGET - 2022

This Payment Request will be expired within : 09:52 minute

User Details

Candidate Name	ABC	Fee Amount	1/-
Application Number	224010000016	Customer Id	22401000001601901
Date of Birth	06-02-1992		

Examination Fee Payment

- Select Payment Provider :
- Canara Bank Payment Gateway (Debit Card/Credit Card/UPI/Net Banking of any bank)
 - ICICI Bank Payment Gateway (Debit Card/Credit Card/UPI/Net Banking of any bank)

Proceed for payment

Click here to Cancel this Transaction.

Confirmation Page

Application No.	224010000011		-
-----------------	--------------	--	---

DO NOT SEND THIS PAGE TO NATIONAL TESTING AGENCY (NTA).

CANDIDATE IS REQUESTED TO RETAIN THE PRINTOUT OF CONFIRMATION PAGE FOR FUTURE REFERENCE.

व्यक्तिगत विवरण(Personal Details)

Aadhaar	Not Verified	Aadhaar Number	--
अभ्यर्थी का नाम (Candidate's Name)	SATISH	अभ्यर्थी की जन्म तिथि (Candidate's Date of Birth)	07-03-1992
माता का नाम (Mother's Name)	SUNAINA	लिंग (Gender)	Female
पिता का नाम (Father's Name)	MAHESH	राष्ट्रियता (Nationality)	Indian
श्रेणी (Category)	ST		
यदि आप एक Pwd उम्मीदवार हैं, तो क्या आपके पास बेंचमार्क विकलांगता है (40% या अधिक / "गंभीर" जहां प्रतियोगिता परिभाषित नहीं है)? (If you are a Pwd Candidate, do you have benchmark disability (40% or more / "Severe" where percentage is not defined) ?)	Yes		
विकलांगता का प्रकार (Type of Disability)	Intellectual disabilities as specified in the Schedule of RPwD Act, 2016		
क्या आपको सहाइव की जरूरत है (सूचना बुलेटिन में दिए गए मानदंड के रूप में)? (Do you need scribe (as the criteria given in the Information Bulletin) ?)	Yes		
विकलांगता का प्रतिशत (Percentage of Disability)	63		
निवास की जगह (Place of Residence)	Urban		
वार्षिक पारिवारिक आय (Annual Family Income)	RS. 200001 - 300000		
क्या आपको मधुमेह है? Are You Diabetic?	Yes		
वैवाहिक स्थिति (Marital Status):	Married		
तैयारी का तरीका (Mode of Preparation) :	Individual Tuition		



के लिए आवेदन करना (Apply For)

के लिए आवेदन करना (Apply For)	<input checked="" type="checkbox"/> Homeopathy
प्रश्न पत्र माध्यम (Question Paper Medium)	English
परीक्षा राज्य / शहर-पहला विकल्प (Exam State/ City-1st choice)	ASSAM - GUWAHATI
परीक्षा राज्य / शहर-दूसरा विकल्प (Exam State/ City-2nd choice)	CHANDIGARH - CHANDIGARH/MOHALI/PANCHKULA
परीक्षा राज्य / शहर-तीसरा विकल्प (Exam State/ City-3rd choice)	MAHARASHTRA - RATNAGIRI
परीक्षा राज्य / शहर-चौथा विकल्प (Exam State/ City-4th choice)	PUDUCHERRY - PUDUCHERRY
इंटर्नशिप (Internship):	Completed
इंटर्नशिप पूरा करने की तिथि (दिन/माह/वर्ष) Date of Completing of Internship (DD/MM/YYYY):	31/10/2022

वर्तमान पता (Present Address)

पता (Premises No/ Name), उप-स्थानीयता (Sub-Locality), स्थानीयता (Locality)	HOUSE NO-74, SHAHDARA
जिला (District), राज्य (State), देश (Country), पिन कोड (Pin Code)	EAST KAMENG, ARUNACHAL PRADESH, India, 710063
ईमेल पता (Email Address)	
मोबाइल नंबर (Mobile Number)	
वैकल्पिक संपर्क नंबर (Alternate Contact No.) (Optional)	NA

Images Uploaded by Candidate

Photo	Signature
	

Fee Payment Details

Activity	Application No	Reference No	Transaction Date	Amount	Customer ID	Payment Mode
Application fee	224010000011	1651747406	22/07/2022 10:26:39	1	22401000001101904	EPG



Ministry of Education

Government of India



राष्ट्रीय परीक्षा एजेंसी National Testing Agency

Excellence in Assessment

(उच्चतर शिक्षा विभाग, शिक्षा मंत्रालय, भारत सरकार के तहत एक स्वायत्त संगठन)
(An Autonomous Organization under the Department of Higher Education,
Ministry of Education, Government of India)

For Technical support, contact during working days between 10.00 a.m. and 5.00 p.m.

Helpline Number: 011-40759000

E-mail: aiapget@nta.ac.in

Website:

www.nta.ac.in

aiapget.nta.nic.in