

*सिद्ध*

# IndiaSkills 2025

## User Manual

For Team Participants

Version 1.0 | Release Date: 17<sup>th</sup> July 2025

## Contents

<b>SIDH .....</b>	<b>1</b>
<b>1. Introduction .....</b>	<b>2</b>
1.1 Scope .....	2
1.2 Target Audience.....	2
<b>2. System Summary.....</b>	<b>2</b>
<b>2.1 System Requirements.....</b>	<b>2</b>
<b>3. Candidate Registration Process.....</b>	<b>3</b>
Eligibility Criteria: .....	3
3.1 IndiaSkills Registration process for Participants .....	4
3.2 Application form for Team Participants.....	8
a. Personal Details Form .....	8
b. Address Details Form.....	8
c. Education Form .....	9
3.3 Application Form for Second Participant.....	11
Note: 11	
a. Personal Details Form .....	11
b. Address Details Form.....	12
c. Education Form .....	12

## SIDH

Skill India Digital Hub- a state-of-the-art platform - is an integral part of India's Digital Public Infrastructure for the skilling ecosystem. Based on a mobile-first approach, the platform provides the embodiment of innovation and accessibility, designed to meet the evolving needs of India's diverse populace. Furthermore, Skill India Digital Hub is also a unified platform for all government initiatives in the skilling and entrepreneurship ecosystem – a go-to hub for citizens in pursuit of career advancement and lifelong learning. It is a journey to build a skilled, empowered, and future-ready India.

The platform's mobile-first approach adapted to the modern era's reliance on smartphones ensures uninterrupted learning and skilling experiences through multiple devices, allowing users to engage with the platform's resources anytime and anywhere. This approach and Skill India Digital Hub's dedication to personalized discovery has opened doors to new learning possibilities. Users at Skill India Digital Hub can access a comprehensive repository of skill courses, training centres, apprenticeships, books, digital job exchanges, and more.

To harness the power of modern technology, Skill India Digital Hub not only breaks linguistic barriers by being accessible in multiple Indian languages but also seamlessly integrates features like Aadhaar-based e-KYC for registration, ensuring a robust and secure user experience. The platform's commitment towards emerging technologies including artificial intelligence and machine learning offers learners a tailored and efficient educational trajectory.

## 1. Introduction

This manual has been thoughtfully designed to guide participants through the registration process on the platform. The user manual offers step-by-step instructions to guide participants for the IndiaSkills 2025 competition through the registration process.

### 1.1 Scope

The user manual is here to guide you through the platform, making it easy to complete important tasks like registering as a participant in IndiaSkills Competition 2025, adding team members and filling application form. With simple step-by-step instructions, helpful process flows, and clear system requirements, this manual ensures you have everything you need to navigate the platform with confidence and ease.

### 1.2 Target Audience

This user manual is intended for IndiaSkills 2025 Participants.

## 2. System Summary

### 2.1 System Requirements

Skill India Digital Hub can be accessed through various devices and platforms, on both PC and Mac desktops/laptops.

- a. Minimum system requirements:
  - Browser: Google Chrome (latest version), Firefox, Safari, Edge, or Opera for desktop/laptop
  - A broadband/mobile internet connection with good speed
- b. PC specific requirements
  - Platform: Windows 8.1 or higher with the latest updates installed
  - RAM: 4GB or more
  - Video: Graphics output capability
  - Sound: Sound output capability
- c. Mac specific requirements
  - Platform: Mac OS X 10.12 or higher with the latest updates installed
  - RAM: 4GB or more
  - Video: Graphics output capability
  - Sound: Sound output capability

### 3. Candidate Registration Process

Please go through the following eligibility criteria before applying for **IndiaSkills as a team**:

#### Eligibility Criteria:

##### Skills for Participating as a Team:

S.No	Skill
1	Autonomous Mobile Robotics
2	Concrete Construction Work
3	Cyber Security
4	Industry 4.0
5	Landscape Gardening
6	Mechatronics
7	Robot Systems Integration

#### Age Criteria

**Minimum Age:** 16 Years

**Maximum Age:** Competitor must be born on or after 1<sup>st</sup> January 2004

#### Exceptions:

Digital Construction, Cloud Computing, Cyber Security, ICT Network Infrastructure, Additive Manufacturing, Industrial Design Technology, Industry 4.0, Mechatronics, Optoelectronic Technology, Robot Systems Integration, Water Technology, Dental Prosthetics and Aircraft Maintenance, where Competitors Competitor must be born on or after 1 January 2001

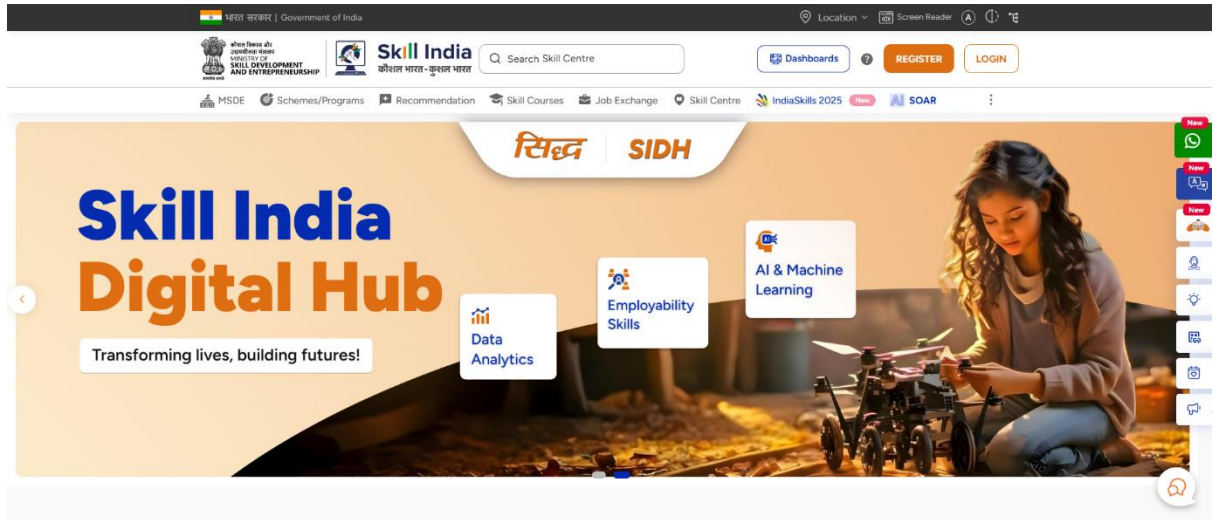
The form has been divided into three sections:

- Personal Details
- Address Details
- Education Qualification/Employment

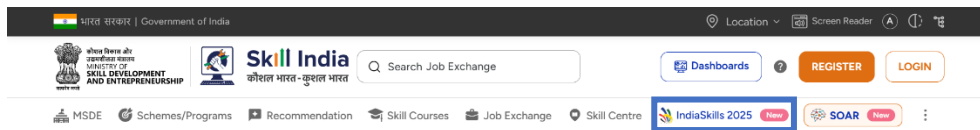
### 3.1 IndiaSkills Registration process for Participants

Users can login by following steps:

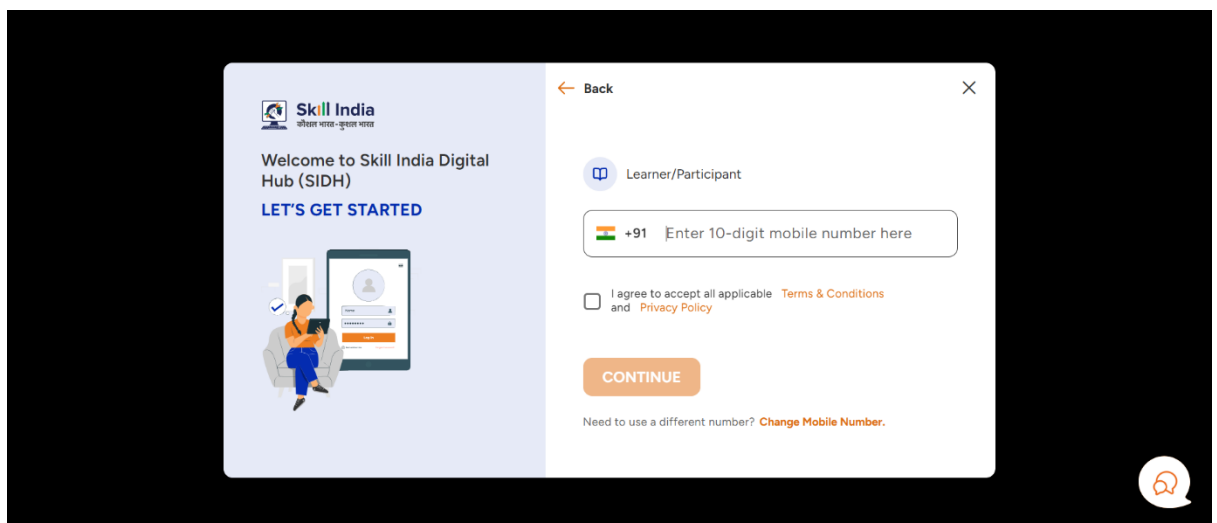
- Visit '<https://www.skillindiadigital.gov.in/home>' and then press enter or click on go.



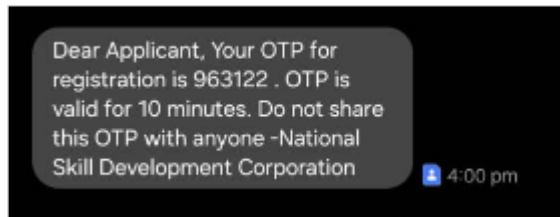
- Click on the IndiaSkills 2025 at the top right corner.



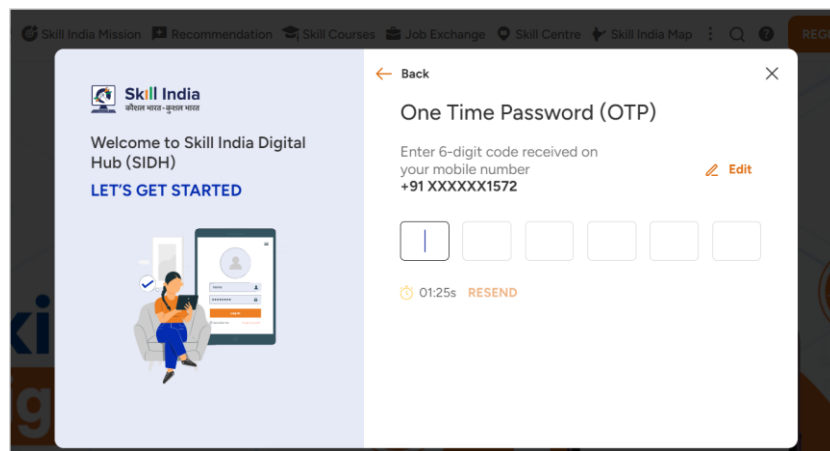
- Enter your 10-digit mobile number here and click on **Continue**.



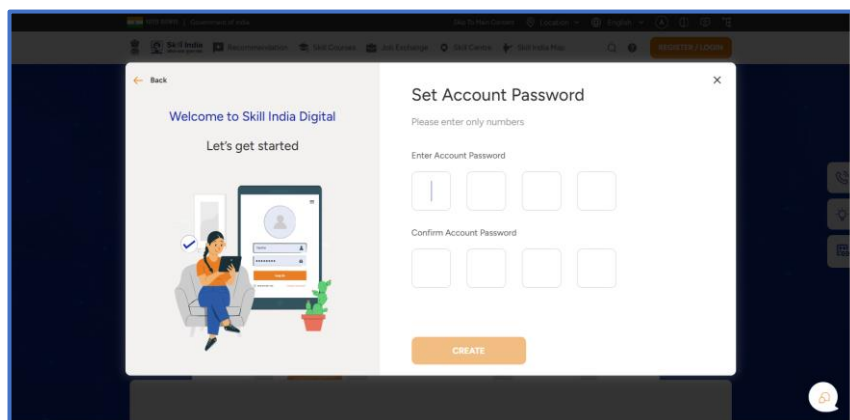
- d. Click on "Continue" button, an OTP will be received on the submitted mobile number.



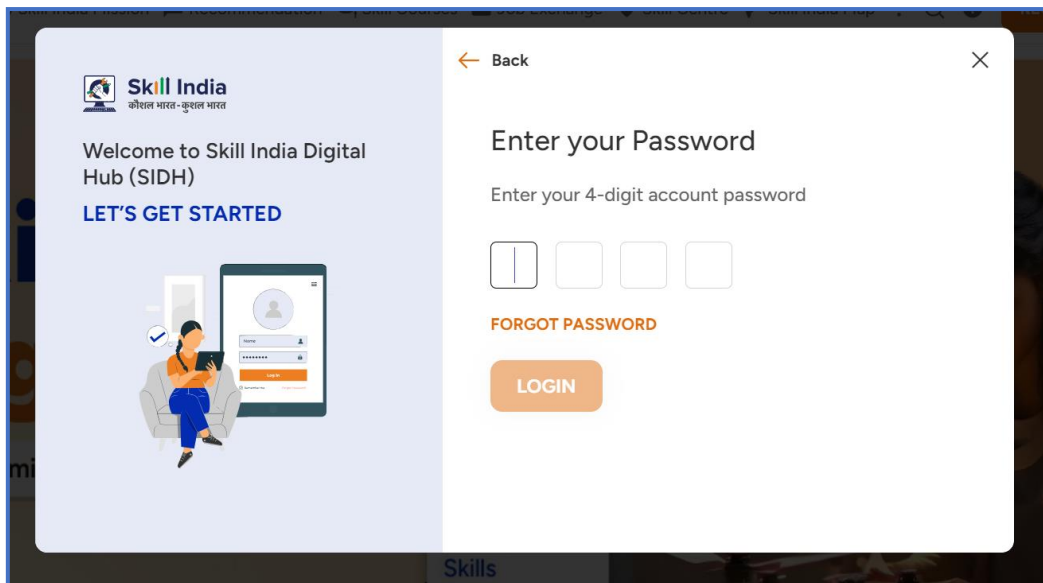
- e. Enter the OTP in screen as shown below:



- f. The user would be asked to Set an Account Password, for which they would have to enter their desired 4 Digit Password (Numbers), Confirm the password in the next field and click on CREATE button.

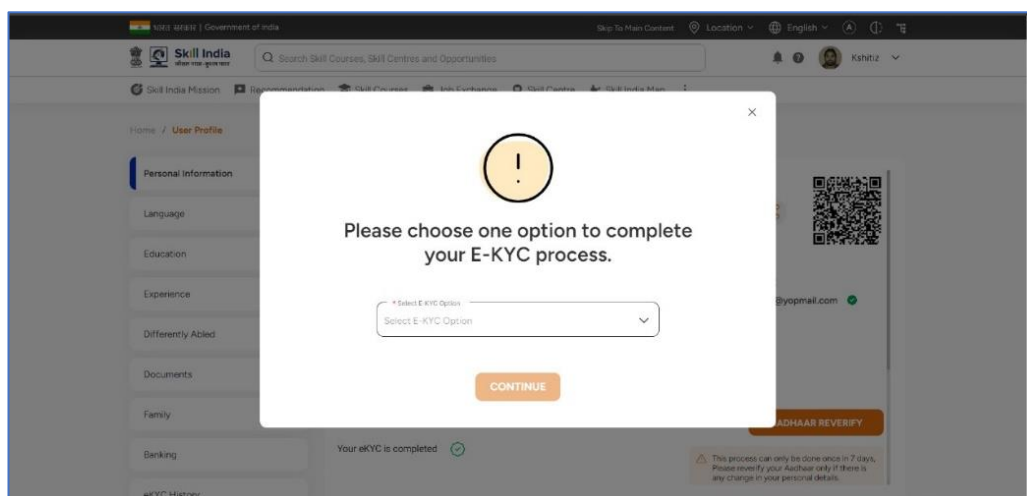


- f. Enter your four-digit account password, and then press **LOGIN** Button



The screenshot shows the Skill India Digital Hub (SIDH) login interface. On the left, there is a welcome message: "Welcome to Skill India Digital Hub (SIDH) LET'S GET STARTED" with an illustration of a person using a tablet. On the right, there is a login form titled "Enter your Password" with the instruction "Enter your 4-digit account password". The password field consists of four empty boxes. Below the field is a "FORGOT PASSWORD" link and a prominent orange "LOGIN" button. A "Back" button is located at the top left of the form area.

- g. Next the user will be prompted to complete the e-KYC process.



The screenshot shows the Skill India user profile page with a modal dialog box for e-KYC completion. The dialog box has a yellow warning icon and the text: "Please choose one option to complete your E-KYC process." Below this is a dropdown menu labeled "Select E-KYC Option" and a "CONTINUE" button. The background shows the user profile page with sections like Personal Information, Language, Education, Experience, Differently Abled, Documents, Family, Banking, and eKYC History. A QR code is visible on the right side of the profile page.

**Please Note:** For IndiaSkills 2025 registration the e-KYC is recommended to be done through OTP only.



- h. Enter the 12-digit Aadhaar number and click **Continue**. Verify it through your selected mode of verification.

Note: The eKYC is mandatory for first-time users.

- i. Post successful completion of e-KYC, the user will be successfully registered on SIDH platform and their APAAR ID will be generated.

## 3.2 Application form for Team Participants

The user will be taken to the following form which has to be filled out with all the required information.

### a. Personal Details Form

**Personal Details**

\*Select your skill  
Select your skill

\*Salutation  
Select Salutation

\*First Name  
Enter your First Name

\*Middle Name  
Enter your Middle Name

\*Last Name  
Enter your Last Name

\*Gender  
Select Gender

\*Date of Birth  
25/07/1995

\*Birth Place  
Enter your Birth Place

\*Father's Name  
Enter Father's Name

\*Mother's Name  
Enter Mother's Name

\*Religion  
Select Religion

\*Caste/Catagory  
Select Catagory

\*Marital Status  
Select Marital Status

\*Contact No. / Mobile No.  
Enter Contact No. / Mobile No.

\*Email ID  
Enter Email ID

Do you fall under disability criteria?  
☒ Yes ☐ No

\*Type of Disability  
Select Disability Type

Preference for Preliminary Round:  
1. The competitor should be a domicile/ studying/ working in the State.  
2. The competition will be conducted in that state only.

NEXT

### b. Address Details Form

Please fill in the required information accurately and check the details before clicking on Next

**Information of the State You Are Representing in IndiaSkills 2025**

Select Address Type?  
☒ Urban ☐ Rural

\*Currently living in which city  
Add City

\*Address Line 1  
Enter your Address

\*Address Line 2  
Enter your Address

\*State/UT  
Select State/UT

\*District  
Select your District

\*Sub-District  
Select Sub-District

\*Pin code  
Enter Pin code

Address as per Aadhar Card or any Govt approved ID

\*Address Line 1  
Enter your Address

\*Address Line 2  
Enter your Address

\*State/UT  
Select State/UT

\*District  
Select your District

\*Pin code  
Enter Pin code

BACK NEXT

Disclaimer : Lorem ipsum dolor sit amet consectetur. Integer sagittis in pretium nunc ac aliquet natus consectetur pretium. Fringilla elit elit volutpat tortor. ut faucibus etiam eget. Duis lobortis cras eget sed eu. Donec viverra vitae netus at eu volutpat eu sagittis libero. Tjfel aliquet mauris rhoncus ipsum sed fei eget porttitor dictum. Odio a in et diam. Ante molestie vulputate massa ac vel nunc. Purus nec donec at volutpat facilis agestas sed arcu.

### c. Education Form

- The education form needs to be filled in with the particular details and the participant needs to be added by clicking on Add Participant button as highlighted in the image below.

**Education Qualification/ Employment**

\*Are you presently studying?

\*Are you ITI qualified?

\*Highest Education

\*Name of the institute

\*Institute State/UT

\*Institute District

How did you hear about us?

☐ I hereby declare that the above information provided by me are correct. For any query please email us at [worldskillsindia@nsdcindia.org](mailto:worldskillsindia@nsdcindia.org)

**BACK** **ADD PARTICIPANT**

Disclaimer : Lorem ipsum dolor sit amet consectetur. Integer sagittis in pretium nunc ac aliquet netus consectetur pretium. Fringilla elit elit volutpat tortor ultricies id tortor eget. Duis lobortis cras eget sed eu. Donec viverra vitae netus at eu volutpat eu sagittis libero. Eget aliquet mauris rhoncus ipsum sed leo eget porttitor dictum. Odio a in et diam. Ante molestie vulputate massa ac vel nec. Purus nec donec at volutpat facilisi egestas sed arcu.

- The user will get the following screen wherein they can add the participant with their registered mobile number or name and click on **Check**.

**Please Note:** To add a participant as a team member, they need to be registered and should have completed their e-KYC on SIDH.

**Add Participant**

\*Participant Name

\*Participant Mobile Number

**CHECK** **CANCEL** **ADD**

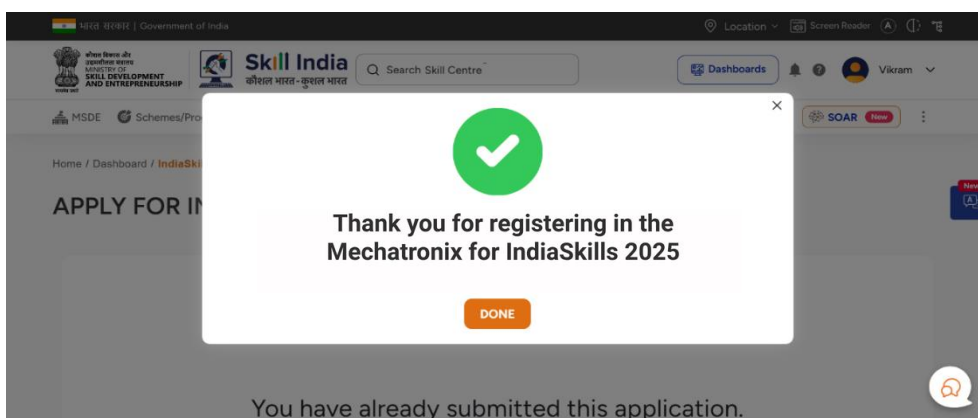
- An OTP would be sent to the respective participant's registered mobile number.



- d. The OTP needs to be entered here to add the participant in the team.

**Please Note:** The sharing of OTP by the candidate will be considered as acceptance to join the team. If the team owner does not receive an OTP they can try adding other known participants.

- e. Once the participant is added successfully the following popup will be shown.



### 3.3 Application Form for Second Participant

a. Post this the second participant will receive information through SMS to complete their registration on SIDH.

Note:

#### Age Criteria

**Minimum Age:** 16 Years

**Maximum Age:** Competitor must be born on or after 1<sup>st</sup> January 2004

#### **Exceptions:**

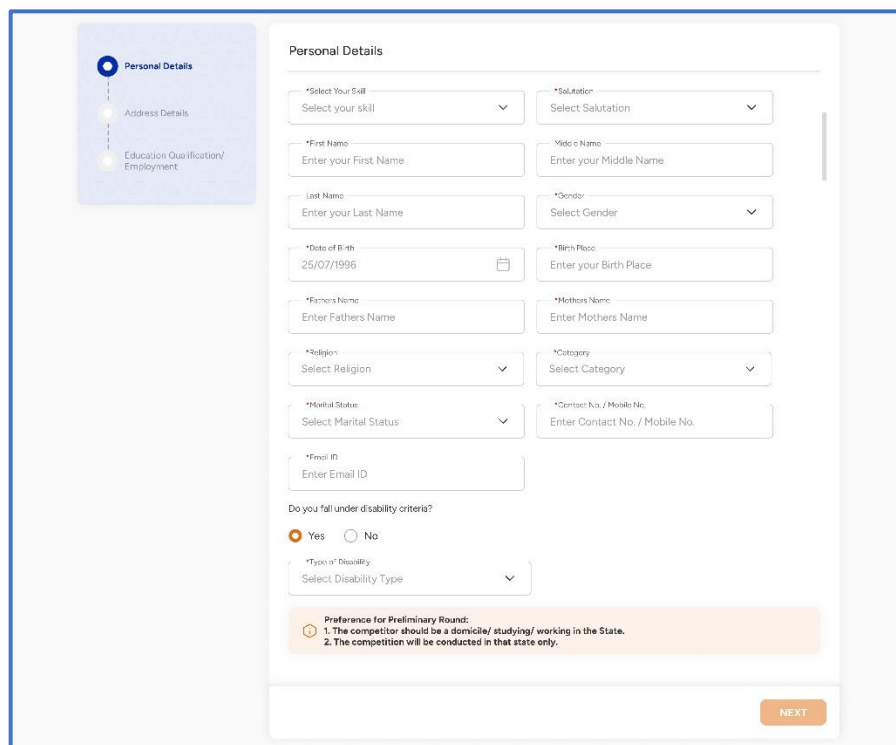
Digital Construction, Cloud Computing, Cyber Security, ICT Network Infrastructure, Additive Manufacturing, Industrial Design Technology, Industry 4.0, Mechatronics, Optoelectronic Technology, Robot Systems Integration, Water Technology, Dental Prosthetics and Aircraft Maintenance, where Competitors Competitor must be born on or after 1 January 2001

The form has been divided into three sections:

- d. Personal Details
- e. Address Details
- f. Education Qualification/Employment

#### a. Personal Details Form

Fill in all the required information. Please Note the skills dropdown will be pre-filled according to the first participant and the second participant will not be able to make changes.



The screenshot shows the 'Personal Details' form. On the left, there is a sidebar with three sections: 'Personal Details' (selected), 'Address Details', and 'Education Qualification/Employment'. The main form area contains the following fields:

- \*Select Your Skill: Select your skill (dropdown)
- \*Salutation: Select Salutation (dropdown)
- \*First Name: Enter your First Name (text input)
- \*Middle Name: Enter your Middle Name (text input)
- Last Name: Enter your Last Name (text input)
- \*Gender: Select Gender (dropdown)
- \*Date of Birth: 25/07/1996 (text input with calendar icon)
- \*Birth Place: Enter your Birth Place (text input)
- \*Father's Name: Enter Father's Name (text input)
- \*Mother's Name: Enter Mother's Name (text input)
- \*Religion: Select Religion (dropdown)
- \*Category: Select Category (dropdown)
- \*Marital Status: Select Marital Status (dropdown)
- \*Contact No. / Mobile No.: Enter Contact No. / Mobile No. (text input)
- \*Email ID: Enter Email ID (text input)
- Do you fall under disability criteria?
  - ☒ Yes
  - ☐ No
- \*Type of Disability: Select Disability Type (dropdown)

At the bottom, there is a section for 'Preference for Preliminary Round' with two options:

1. The competitor should be a domicile/ studying/ working in the State.
2. The competition will be conducted in that state only.

A 'NEXT' button is located at the bottom right of the form.

## b. Address Details Form

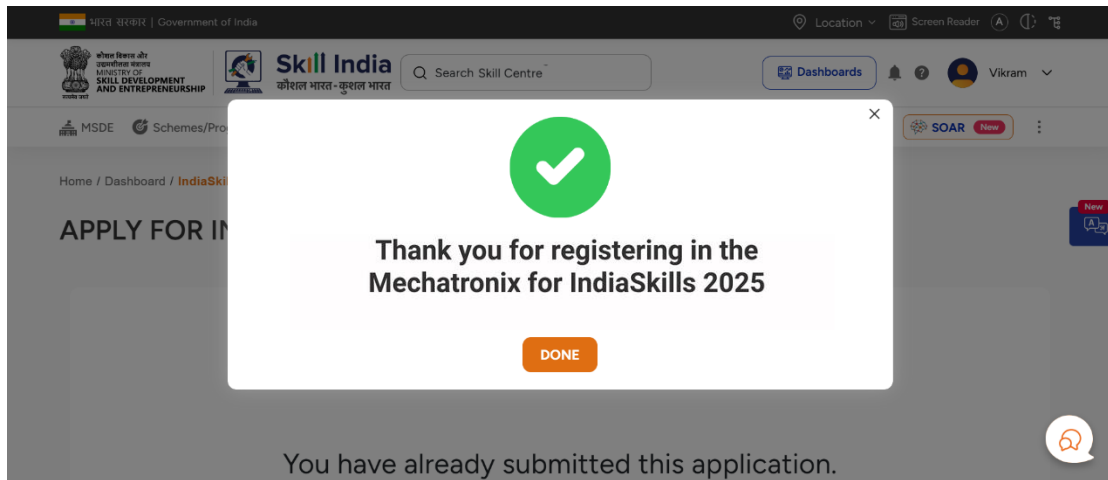
Please fill in the required information accurately and check the details before clicking on Next. Ensure that the 'Current State' selected matches the one chosen by the first participant. If the states do not match, the user will not be able to proceed to the next form.

The screenshot shows the 'Address Details' form. On the left, a progress bar indicates three steps: 'Personal Details' (completed), 'Address Details' (current step), and 'Education Qualification/ Employment' (pending). The form title is 'Information of the State You Are Representing in IndiaSkills 2025'. It starts with a 'Select Address Type?' section with radio buttons for 'Urban' (selected) and 'Rural'. Below this are input fields for 'Currently living in which city' (Add City), 'Address Line 1' (Enter your Address), 'Address Line 2' (Enter your Address), 'State/UT' (a dropdown menu), 'District' (a dropdown menu), 'Sub District' (a dropdown menu), and 'Pin code' (Enter Pin code). A section titled 'Address as per Aadhar Card or any Govt approved ID' follows, with similar input fields for 'Address Line 1', 'Address Line 2', 'State/UT', 'District', and 'Pin code'. At the bottom right are 'BACK' and 'NEXT' buttons. A disclaimer is at the very bottom.

## c. Education Form

The screenshot shows the 'Education Qualification/ Employment' form. The progress bar on the left shows 'Personal Details' and 'Address Details' as completed, and 'Education Qualification/ Employment' as the current step. The form title is 'Education Qualification/ Employment'. It contains several dropdown menus: '\*Are you presently studying?' (Please select), '\*Are you ITI qualified?' (Please select), '\*Highest Education' (Select Highest Education), '\*Name of the institute' (Please Enter), '\*Institute State/UT' (Select State/UT), '\*Institute District' (Select District), and 'How did you hear about us?' (Select Option). There is a checkbox for a declaration: 'I hereby declare that the above information provided by me are correct. For any query please email us at [worldskillsindia@nsdcindia.org](mailto:worldskillsindia@nsdcindia.org)'. At the bottom right are 'BACK' and 'SUBMIT' buttons. A disclaimer is at the very bottom.

- Post filling all the required details the participant needs to click on Submit.
- The user will see the following pop-up to confirm the successful submission of the application.



Scan the QR Code to download the **Skill India Digital Hub App**



If you face any issues, please visit  
<https://support.nsdcindia.org/portal/en/newticket>