

## Sanitation Needs for Persons with Multiple disabilities

### Double Door



### Single Door



### Sliding Door



- The toilet door should be either an outward opening door or two-way opening door or a sliding type and should provide a clear opening width of at least 900mm.
- Be provided with a horizontal pull-bar, at least 600mm long, on the inside of the door, located so that it is 130mm from the hinged side of the door and at a height of 1000mm.
- Two Way Opening Door
- Sliding Door
- No threshold
- Pull Bar

## Sanitation Needs for Persons with Multiple disabilities

### Gradient:

- The Minimum gradient of a ramp should not be steeper than 1:12.
- Landings at every 5 meters of ramp run Friction of Tiles
- Friction of Tiles:  
Dry Area: 0.6 to 0.8  
Wet Area: 1.5 & Above



### National Institute for Empowerment of Persons with Multiple Disabilities (NIEPMD)

#### Abstract Tentative Estimate for Proposed Toilet for Disabled Persons

Sl. No	Description of work	Amount in INR
1.	Construction of Toilet Building (2.2m x 1.5m) - 3.30 Sqm	32,000.00
2.	Construction of Soak Pit	3,500.00
3.	Accessible Household Sanitation Facilities for Persons with Disabilities (WC, GRAB BAR, HAND RAILS,)	30,000.00
4.	Painting, Signages, Etc.,	4,000.00
	Total	69,500.00

#### Note

1.	The recommended dimensions of a disabled toilet room are; at least 2200mm deep x 1500mm wide.
2.	The Estimate amount may varies Based on the availability of Local Construction Material.
3.	Technical Specification as followed by the CPWD/TNPWD Manual.

# NIEPMD



## “SWACHHATA CAMPAIGN 2.0”



## National Institute for Empowerment of Persons with Multiple Disabilities (Divyangjan) (NIEPMD)

Department of Empowerment of Persons with Disabilities (Divyangjan),  
Ministry of Social Justice & Empowerment, Govt. of India

## Recipt of National Award for Best Accessible Website 2011 and Outstanding Work in Creation of Barrier Free Environment For Persons with Disabilities - 2012

ECR, Muttukadu, Kovalam Post Chennai – 603112, Tamil Nadu  
Fax: 044- 27472389 Tel: 044- 27472104, 27472113, 27472046

For Services and registration enquiry Kindly Email to  
[niepmdreception@gmail.com](mailto:niepmdreception@gmail.com)

Website: [www.niepmd.nic.in](http://www.niepmd.nic.in) / E-mail: [niepmd@gmail.com](mailto:niepmd@gmail.com)  
Working Hours: Monday - Friday (9:00am - 5:30pm)

Holiday: Saturday, Sunday  
&  
All Central Govt. Holidays

Toll Free No: 1800 425 0345  
Kiran Mental Health Helpline Toll Free No: 1800 599 0019



## Special Campaign 2.0

### Sanitation Needs for Persons with Multiple disabilities



#### Better Hygiene Leads to

- Better Health
- Confidence
- Overall Growth

#### Signage



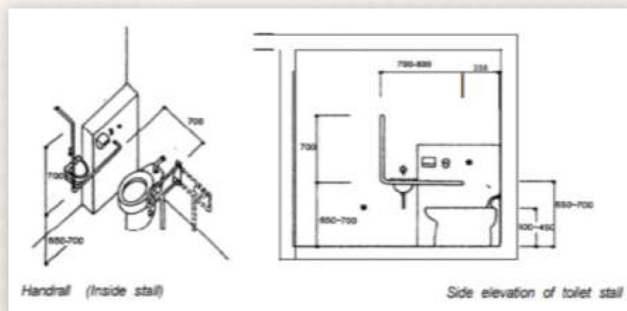
- Alpha Neumerical Tactile Iconic Signage

#### Mirror


- Common Accessible Range 900mm - 1900mm

### Sanitation Needs for Persons with Multiple disabilities

#### Sketch



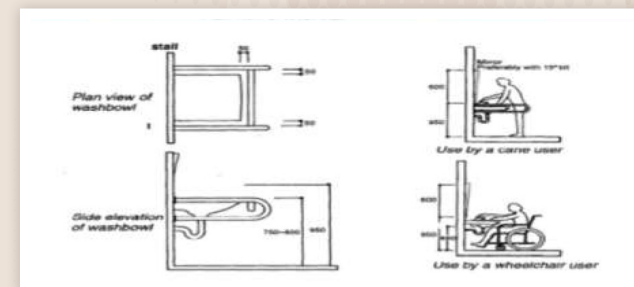
#### Water Closet



- It Should have a Clear Dimension of 750mm from the Front Edge of the Water Closet to the Rear Wall to Facilitate Side Transfer.
- The Top of the Water Closet Seat Should be 450 to 480mm from the Floor.

### Sanitation Needs for Persons with Multiple disabilities

#### Sketch



#### Water Basin



- A Clear Maneuvering Space of 1800mm x 1800mm in Front of the Water Closet and Wash Basin in the Accessible Toilet Unit.
- A Mirror Installed in a way to have the Bottom Edge at a Height of not more than 1000mm from the Floor.
- Wash Basin with "D" Bars.