

राज्य ग्राहक तक्रार निवारण आयोग, महाराष्ट्र, मुंबई

जुने प्रशासकीय महाविद्यालय इमारत, रु.नं.१, २, ५ व ६ हजारीमल सोमानी मार्ग, छत्रपती शिवाजी टर्मिनससमोर, मुंबई- ४०० ००९
०२२-२२०५७४०९/२२०७२०९७/२२८२९८९० फॅक्स ०२२ २२०९८५३९ E-mail : mah-sforum@nic.in Website:- www.grahak.maharashtra.gov.in

जा.क्र.राआ/महा./PRO/ २०१९/५७२२

दिनांक:- १४/११/ २०१९

प्रति,

१. प्रबंधक (विधी)

राज्य ग्राहक तक्रार निवारण आयोग,
परिक्रमा खंडपीठ औरंगाबाद/ नागपूर

२. प्रबंधक

सर्व जिल्हा ग्राहक तक्रार निवारण मंच

**विषय:- राज्य आयोग व तक्रार दाखल करतेवेळी दाखल करावयाची फी ऑनलाईन
स्वीकारणेबाबत.**

**संदर्भ:- वित्तीय सल्लागार कार्यालयाचे पत्र क्र. विसउस/का.४(अर्थ) /८२२९/प्र.क्र.
६७/२०१८-१९/१५१० दि. २३.०९.२०१९**

उपरोक्त विषयास अनुसरून कळविण्यात येते की, राज्य ग्राहक तक्रार निवारण आयोग व जिल्हा ग्राहक तक्रार निवारण मंचामध्ये तक्रार दाखल करतेवेळी विहित शुल्क जमा करणे आवश्यक आहे. सद्यस्थितीत सदरची फी राष्ट्रीयकृत बँकेच्या रोख धनाकर्षाद्वारे म्हणजेच DEMAND DRAFT अथवा पोस्टल ऑर्डर च्या माध्यमातून स्वीकारली जाते. संबंधित कार्यालयाकडून असे DEMAND DRAFT अथवा पोस्टल ऑर्डर ठराविक कालावधी नंतर शासनाकडे ८२२९-ग्राहक कल्याण निधी (Consumer Protection Fund) या लेखाशिर्षाखाली जमा केले जातात.

वर नमुद केलेली फी शासन जमा करण्याकरीता योग्य लेखांकन पद्धती विहित करण्याची विनंती या कार्यालयाकडून शासनास करण्यात आलेली होती. तसेच वर नमुद केलेली तक्रारीची फी पक्षकारांना ऑनलाईन जमा करता यावी याकरीता पेमेंट गेटवे ची सुविधा उपलब्ध करून देण्याची विनंती या कार्यालयाकडून शासनास करण्यात आलेली होती.

राज्य आयोगाच्या उपरोक्त प्रस्तावास अनुसरून मा. वित्तीय सल्लागार कार्यालय व उपसचिव, अन्न नागरी पुरवठा व ग्राहक संरक्षण विभाग, या कार्यालयाकडून खालीलप्रमाणे नवीन लेखाशीर्ष वरील संदर्भित अन्वये उपलब्ध करून देण्यात आले आहे.

लेखाशीर्ष — ०४०८, अन्न साठवण व वखार साठवण

००, अन्न साठवण व वखार साठवण

८००, इतर जमा

(०१) इतर जमा

(०१) (०८) ग्राहक संरक्षण नियम, १९८७ चे नियम क्र. १A(२) नुसार

तक्रार दाखल करतेवेळी प्राप्त होणा-या शुल्काच्या रक्कमा

(०४०८०१२२)

राज्य आयोग व जिल्हा ग्राहक तक्रार निवारण मंचामध्ये ऑनलाईन तक्रार दाखल करतेवेळी आवश्यक असणारी फी ऑनलाईन भरण्याची सुविधा उपलब्ध करून देण्याकरीता राज्य आयोगाकडून वर नमुद केलेले लेखाशीर्ष ग्रास प्रणालीवर उपलब्ध करून देण्याची विनंती आभासी कोषागार कार्यालय (Virtual Treasury Office) यांना विनंती करण्यात आली. सदर विनंतीच्या अनुषंगाने ग्रास प्रणालीवर लेखाशीर्ष उपलब्ध करून देण्यात आलेले आहे. या सुविधेमुळे पक्षकारांना राज्य आयोग तसेच जिल्हा मंचामध्ये तक्रार दाखल करतेवेळी आवश्यक असलेली विहित फी ऑनलाईन भरणे शक्य होणार आहे. सदर ऑनलाईन फी क्रेडीट किंवा डेबीट कार्डद्वारे तसेच एसबीआय ईमेंट गेटवेद्वारे तसेच चलनाने कोणत्याही स्टेट बँकेमध्ये भरण्याची सुविधा ग्रास प्रणालीमध्ये आहे.

उपरोक्त परिस्थिती लक्षात घेता राज्य आयोग व जिल्हा मंचामध्ये तक्रार दाखल करण्याची फी वरील लेखाशीर्षाखाली शक्यतो ग्रास प्रणालीवर भरण्यात यावी. तसेच राज्य आयोग व जिल्हा मंचामध्ये तक्रार दाखल करण्याकरीता येणा-या पक्षकार व वकील यांना सदची बाब अवगत करण्यात यावी. ग्रासमार्फत फी भरल्यानंतर तयार होणा-या चलनाची प्रत तक्रार प्रकरणासोबत जोडण्याबाबत संबंधित पक्षकारांना अवगत करावे. तसेच वरील लेखाशीर्ष हे केवळ मुळ तक्रार दाखल करतेवेळी भरावी लागणारी फी शासनजमा करण्याकरीता उघडण्यात आलेले असून अपील प्रकरणांमध्ये भरण्यात येणा-या रकमा, मा. राष्ट्रीय आयोगाच्या किंवा मा. राज्य आयोगाच्या आदेशान्वये भरण्यात येणा-या रकमा वरील लेखाशीर्षा खाली भरण्यात येऊ नयेत असे स्पष्ट करण्यात येत आहे.

पक्षकाराने तक्रारीची फी ग्रास प्रणालीद्वारे भरलेली असल्यास त्याबाबतची खात्री ग्रास पोर्टलवर करण्यात यावी. तक्रार प्रकरणासोबत सादर केलेले ग्रासचे चलन Deface करून त्याचीही प्रत प्रकरणासोबत जोडावी. तक्रारची फी ग्रास मार्फत भरण्याकरीता मार्गदर्शन सुचना यासोबत जोडण्यात येत आहेत. सदरच्या सुचना कार्यालयाच्या दर्शनी भागावर लावण्यात याव्यात.

(मा. अध्यक्ष, राज्य ग्राहक तक्रार निवारण आयोग, यांच्या पूर्व मान्यतेने)

 12/11/19

(मु. पां. भावसार)

प्रबंधक प्रशासन,

राज्य आयोग, महाराष्ट्र, मुंबई


14.4.19

प्रत माहितीस्तव सादर:-

१. मा. न्यायिक सदस्य, राज्य ग्राहक तक्रार निवारण आयोग, मुंबई /औरंगाबाद / नागपूर
 २. मा. सदस्य राज्य ग्राहक तक्रार निवारण आयोग, मुंबई /औरंगाबाद / नागपूर
 ३. मा. अध्यक्ष, सर्व जिल्हा ग्राहक तक्रार निवारण मंच
 ४. मा. सदस्य, सर्व जिल्हा ग्राहक तक्रार निवारण मंच
- वरील १ ते ४ यांना विनंती करण्यात येते की, तक्रार प्रकरण दाखल (Admit) करतेवेळी ग्रास चलनाची प्रत तसेच Deface केल्याची प्रत असल्याची खात्री झाल्यावरच प्रकरण दाखल (Admit) करावे.

प्रत:-

फायलिंग लिपीक राज्य आयोग मुंबई.


राज्य ग्राहक तक्रार निवारण आयोग महाराष्ट्र मुंबई

राज्य आयोग व जिल्हा मंचामध्ये तक्रार दाखल करण्याकरीता आवश्यक असलेली फी ग्रास प्रणाली मार्फत भरण्याकरीता मार्गदर्शक सुचना

STEP 1 :- Go to <https://gras.mahakosh.gov.in/echallan/>



STEP 2 :- Click on Pay Without Registration.



STEP 2 :- Type State Commission and District Consumer Forum in text box.

The screenshot shows the 'Department Selection' page of the GRAS system. Under the heading 'Top Four Departments Having Highest Transactions', there are icons for IGR, Excise, RTO, and Revenue. Below this, a text box labeled 'Type Few Characters of Department Name :' contains the text 'sta'. A dropdown menu is open, displaying the following suggestions: 'Commissioner, State Excise', 'State Commission and District Consumer Redressal Forum', and 'State Election Commission'. A red arrow points from the instruction text to the text box. At the bottom right of the selection area, there is a button that says 'Skip Selection and go to Normal page of Payment'.

STEP 3 :- Click on Submit.

This screenshot shows the same 'Department Selection' page, but now the text input field contains 'State Commission and District Consumer Redre'. The dropdown menu is no longer open. A red arrow points from the instruction text to the 'Submit' button. The 'Reset' button is also visible next to it. The 'Skip Selection and go to Normal page of Payment' button remains at the bottom right.

STEP 4 :- Click on Payment Type-

The screenshot shows the GRAS Government Receipt Accounting System interface. The 'Department Details' section contains several dropdown menus. A red arrow points to the 'Payment Type' dropdown, which currently displays 'Select Payment Type'. Other fields include 'Department' (State Commission and District Consumer Red), 'District' (Select District), 'Office Name' (Select Office Name), 'Scheme Name' (Select Scheme Name), 'Period Year' (2019-2020), and 'Form ID' (Select). The 'Account Details' section shows 'Scheme Name' and 'Amount'. The 'Payer Details' section is also visible.

STEP 5 :- Select - Other Receipts

The screenshot shows the GRAS Government Receipt Accounting System interface. The 'Payment Type' dropdown menu is open, showing a list of options: 'Select Payment Type', 'File and Charge and recovery from other taxes', 'Other Receipts' (highlighted in blue), and 'Right to Information Fees and Fines'. A red arrow points to the 'Other Receipts' option. The rest of the interface remains the same as in the previous screenshot.

STEP 6 :- Select Your District

Registration Case Proceeding Google

https://gras.mahakosh.gov.in/echallan/challan/views/frmguestechallan_entry.php

GRAS Government Receipt Accounting System

Virtual Treasury, Directorate of Accounts & Treasuries, Finance Department, Government of Maharashtra, India

Make Payment Home

Department Details

Department * State Commission and District Consumer Red

Payment Type * Other Receipts

District * AURANGABAD

Select District

Scheme Name * AHMEDNAGAR

Period Year * AMRAVATI

Form ID AURANGABAD

Account Details

BHANDARA

BULDHANA

CHANDRAPUR

DHULE

GADCHIROLI

GONDIA

Payer Details

Amount

₹

12:40 PM 10/31/2019

STEP 7 :- Select Office name in which you want to file Complaint.

Registration Case Proceeding Google

https://gras.mahakosh.gov.in/echallan/challan/views/frmguestechallan_entry.php

GRAS Government Receipt Accounting System

Virtual Treasury, Directorate of Accounts & Treasuries, Finance Department, Government of Maharashtra, India

Make Payment Home

Department Details

Department * State Commission and District Consumer Red

Payment Type * Other Receipts

District * MUMBAI

Office Name * Select Office Name

Select Office Name

DCRF REGISTRAR ADDL MUMBAI SUBURBAN

DCRF REGISTRAR CENTRAL MUMBAI

DCRF REGISTRAR MUMBAI SUBURBAN

DCRF REGISTRAR SOUTH MUMBAI

SCDRC REGISTRAR ADMIN MUMBAI

Account Details

Scheme Name

Amount

Total Amount

₹

Payer Details

12:42 PM 10/31/2019

STEP 8 :- Select Scheme name as :- Receipt received at the time of lodging complaint.

The screenshot shows the GRAS Government Receipt Accounting System interface. The 'Department Details' section includes fields for Department, District, Scheme Name, Period Year, and Form ID. The 'Scheme Name' dropdown is open, showing 'Receipt received at the time of lodging complaint' as the selected option. The 'Account Details' section shows a table with 'Scheme Name' and 'Amount' columns. The 'Payer Details' section is also visible.

STEP 9 :- Select Current Financial year

The screenshot shows the GRAS Government Receipt Accounting System interface. The 'Department Details' section includes fields for Department, District, Scheme Name, Period Year, and Form ID. The 'Period Year' dropdown is open, showing '2019-2020' as the selected option. The 'Account Details' section shows a table with 'Scheme Name' and 'Amount' columns. The 'Payer Details' section is also visible.

STEP 10 :- Select – **One Time Adhoc**

The screenshot shows the GRAS Government Receipt Accounting System interface. The 'Department Details' section includes fields for Department (State Commission and District Consumer Red), District (MUMBAI), Scheme Name (Receipt received at the time of lodging complaint), Period Year (2019-2020), and Form ID (Select). The 'Account Details' section shows a table with columns for Scheme Name, Amount, and Total Amount. The 'Period Year' dropdown menu is open, showing options: Select Period, Annual, Half Yearly, Quarterly, Monthly, Specific Period, and One Time/Adhoc. The 'One Time/Adhoc' option is selected. The 'Payer Details' section is partially visible at the bottom.

Department Details	
Department *	State Commission and District Consumer Red
District *	MUMBAI
Scheme Name *	Receipt received at the time of lodging complaint
Period Year *	2019-2020
Form ID	Select

Account Details	
Scheme Name	Amount
0408012201 Receipt Amount	₹
Total Amount	₹

One Time/Adhoc

STEP 11 :- Enter required amount.

The screenshot shows the GRAS Government Receipt Accounting System interface. The 'Department Details' section includes fields for Department (State Commission and District Consumer Red), District (MUMBAI), Scheme Name (Receipt received at the time of lodging complaint), Period Year (2019-2020), and Form ID (Select). The 'Account Details' section shows a table with columns for Scheme Name, Amount, and Total Amount. The 'Amount' field is highlighted with a red arrow. The 'Payer Details' section is partially visible at the bottom.

Department Details	
Department *	State Commission and District Consumer Red
District *	MUMBAI
Scheme Name *	Receipt received at the time of lodging complaint
Period Year *	2019-2020
Form ID	Select

Account Details	
Scheme Name	Amount
0408012201 Receipt Amount	₹
Total Amount	₹ 0.00

Payer Details

STEP 12 :- Fill necessary information such as Name of applicant, address of the applicant including mobile no. In Remark Box write Cause title of Case e.g. _____ V/s _____.

The screenshot shows the 'Case Proceeding' form on the GRAS Mahakosh portal. The 'Account Details' section contains a table with the following data:

Scheme Name	Amount
0408012201 Receipt Amount	₹ [input field]
Total Amount	₹ 0.00

The 'Payer Details' section includes fields for Department Tax ID, PAN, Name, Block No/ Premises, Locality/Road, Area/City, PIN, Mobile No., and Remarks. The 'Payment Details' section shows the 'Payment Mode' as 'e-Payment'.

STEP 13 :- Select appropriate / suitable payment method

The screenshot shows the 'Case Proceeding' form on the GRAS Mahakosh portal. The 'Payment Details' section includes the following fields:

- Payment Mode: ☒ e-Payment, ☐ Payment Across Bank Counter (Cash/Cheque), ☐ SBI ePay Payment Gateway (Customer Charges)
- Select Bank: [dropdown menu]
- Image Text: R a K 9 s j [input field]
- Input Image Text: [input field]

Fields marked with (*) are mandatory. The 'Submit' and 'Reset' buttons are at the bottom.

STEP 14 :-


PAYMENT PROCESS:-

1. Payment Details

- ☐ Selects Bank from the dropdown list which user has Internet enabled bank account. .
- ☐ Select Submit option to submit the challan.
- ☐ User can select Reset option to re-enter the challan. The new blank challan is displayed.
- ☐ On Selection of Submit option the draft challan screen is displayed

Draft for (Guest User)

[Back To Home](#)

**GRAS** Government Receipt Accounting System

*Virtual Treasury, Directorate of Accounts & Treasuries,
Finance Department, Government of Maharashtra, India*

[Make Payment](#) [Logout](#)

DRAFT CHALLAN
MTR FORM NUMBER - 6


GRN	To Be Generated	BARCODE	To Be Generated	Date	11/12/2014	Article Code	29
-----	-----------------	---------	-----------------	------	------------	--------------	----

Department Inspector General Of Registration		Payer Details	
Type of Payment Stamp Duty on Delivery of Goods/Inspector General of Registrations		Tax-Id 1	
Office Name ABN_AMBEGAON SUB REGISTRAR		PAN No (If Applicable)	
Location PUNE		Full Name vandana	
Year 2014-2015 Annual From 01/04/2014 To 31/03/2015		Flat/Block No, Primises/Bldg 123	
Account Head Detail		Road/Street, Area/Locality pune	
0030046401 Stamp Duty	Amount in Rs 1	Town/City/District pune	
		PIN	
		Mobile No. 9865432145	
		Remarks	
		Amount in Words One Rupees Only	
Total Amount 1.00			

Payment Details	
Payment Mode Selected	Online/Internet Banking
Bank Selected	STATE BANK OF INDIA

Note*: Correction in challan data is not possible once you proceed, click on Cancel button if you want to modify the above information.

[Proceed](#) [Cancel](#)

[Home](#) | [About GRAS](#) | [Disclaimer](#) | [Sitemap](#) | [Contact Us](#)
 Site Designed & Developed By **National Informatics Center , Pune.**
Copyright © 2009-2014. Directorate of Accounts & Treasuries, Maharashtra.

For any queries, please contact at
vto@mahakosh.in
Server : 39 Updated on 23 Nov 2014

- ☐ Select “**Proceed for Payment**” option; user gets the message to continue the process of the payment. User can “Cancel” option to cancel the form. User gets previous screen to re –enter the challan details
- ☐ The message screen is displayed (fig 2.4.1).

2. Draft Confirmation

The page at https://gras.mahakosh.gov.in says:

All The Information Entered Is Found Correct In The Draft.
I Want To Proceed For Online/Internet Banking Payment
Using STATE BANK OF INDIA.

OK Cancel

GRN	To Be Generated	BARCODE
Department	Inspector General Of Registration	
Type of Payment	Stamp Duty on Delivery of Goods	
Office Name	ABN_ AMBEGAON SUB REGISTRAR	
Location	PUNE	
Year	2014-2015 Annual From 01/04/2014 To 31/03/2015	
Account Head Detail	Amount in Rs	
0030046401 Stamp Duty	1	
Total Amount	1.00	
Payment Mode Selected	Online/Internet Banking	
Bank Selected	STATE BANK OF INDIA	
Note*: Correction in challan data is not possible once you proceed, click on Cancel button if you want to modify the above information.		
Proceed Cancel		

Home | About GRAS | Disclaimer | Sitemap | Contact Us
Site Designed & Developed By National Informatics Center , Pune.
Copyright © 2009-2014. Directorate of Accounts & Treasuries, Maharashtra.

For any queries, please contact at
vto@mahakosh.in
Server : 39 Updated on 23 Nov 2014

□ User selects Ok option. The system generates GRN Number

(Government Reference number). The following screen is displayed

Note: Government Reference Number (GRN) is generated on the Challan to uniquely identify the payment to be made by the user. GRN should be quoted for any further enquiry. Therefore, user must ensure that 18 digit GRN generated is properly noted and saved.

Draft GRN Generation

The page at https://gras.mahakosh.gov.in says:

Your GRN Number Is [MH004398988201415E]

OK

GRN	To Be Generated	BARCODE
Department	Inspector General Of Registration	
Type of Payment	Stamp Duty on Delivery of Goods	
Office Name	ABN_ AMBEGAON SUB REGISTRAR	
Location	PUNE	
Year	2014-2015 Annual From 01/04/2014 To 31/03/2015	
Account Head Detail	Amount in Rs	
0030046401 Stamp Duty	1	
Total Amount	1.00	
Payment Mode Selected	Online/Internet Banking	
Bank Selected	STATE BANK OF INDIA	
Note*: Correction in challan data is not possible once you proceed, click on Cancel button if you want to modify the above information.		
Proceed Cancel		

Home | About GRAS | Disclaimer | Sitemap | Contact Us
Site Designed & Developed By National Informatics Center , Pune.
Copyright © 2009-2014. Directorate of Accounts & Treasuries, Maharashtra.

For any queries, please contact at
vto@mahakosh.in
Server : 39 Updated on 23 Nov 2014

☐ Select Ok option. User gets the bank screen. If the user is retail user/ Individual user then the following bank screen is displayed (fig 3.5).

3. Bank Site

भारतीय स्टेट बैंक
State Bank of India
The Banker to Every Indian

Online SBI

10-Dec-2014 | 12:37 PM IST


MAHARASHTRA GOVT

Select a payment option

☐ Internet Banking

☐ ATM cum Debit Cards of SBI

Submit



- ❖ You can make an online payment using your State Bank Group Internet banking accounts.
- ❖ If you select the card payment option, you can pay using your State Bank of India Debit Card.

© Copyright SBI. Privacy Statement | Disclosure | Password Management | Security Tips | Terms of Use

☐ User:

o If the user is Retail User/individual user then user should enter the Internet Banking Log-in ID and Password issued by the respective Bank and login into bank account.

4. Login

भारतीय स्टेट बैंक
State Bank of India
The Banker to Every Indian

Online SBI

Login 10-Dec-2014 [12:37 PM IST]

User Name * VANDANA

Password *

☐ Enable Virtual Keyboard

Submit Reset

Online Virtual Keyboard

~ ! @ # \$ % ^ & * () _ +

` 0 8 5 4 7 6 3 9 2 1 - =

r q t w e p i y u o { } |

g d s a f h l k j [] \ /

z c v x n m b < > ; : ' "

CAPS LOCK CLEAR ? . .

[Click here](#) to abort this transaction and return to the MAI IARASI ITRA GOVT site.

This site uses highly secure 256-bit encryption certified by VeriSign.

Disclaimer: The privity of contract is between you and the service provider. Bank is only facilitating a payment mechanism and is not responsible for any deficiency in service by the service provider.

Mandatory fields are marked with an asterisk (*)

Do not provide your username and password anywhere other than in this page


Your user name and password are highly confidential. Never part with them. SBI will never ask for this information.



© Copyright SBI. Privacy Statement | Disclosure | Password Management | Security Tips | Terms of Use

- O Enter the User Id and Login Password issued by the respective Bank.
- o User gets the payment detail screen form bank side

5. Bank Payment confirmation


- ☐ After confirm user will be redirected to challan format(2.6)



भारतीय स्टेट बैंक
State Bank of India
The Banker to Every Indian


Welcome : Mrs. VANDANA YOGANAND GOSAVI
 Logout


Your previous site visit: 07-Dec-2014 11:59 IST

MAHARASHTRA GOVT
10-Dec-2014 [12:39 IST] [Help](#)


 You have not performed any MAHARASHTRA GOVT transactions today.


Verify and confirm MAHARASHTRA GOVT transaction details
Debit Account Details

Account No.	Description	Branch
00000031885138135	Savings Account	JULE SOLAPUR
GRN	MH000*24930201415E	
Name	vandana	
Period From	2014/04/01	
Period To	2015/03/31	
Department	Inspector General Of Registration	
Total Amount	1.00	
Office Code	PUNE	
Office Name	ABN_AMBEGAON SUB REGISTRAR	
Type of Payment - Account Head	0030049101	
Type of Payment - Receipt Type	Stamp Duty and Registration Fees/Inspector General of Registration	
Object1	0030049101 Amount Of Tax	
ObjectAmt1	1	
Object2		
ObjectAmt2		
Object3		
ObjectAmt3		
Object4		
ObjectAmt4		
Object5		
ObjectAmt5		
Object6		
ObjectAmt6		
Object7		
ObjectAmt7		
Object8		
ObjectAmt8		
Object9		
ObjectAmt9		
Tax Id	1	
PAN No		
Block No/Premises	pune	
Locality/Road		
Area/City	123	
PIN	410001	
Remarks		
Date	20141210115457	
Amount in Words	One Rupees only	



- Cut off time for MHG_GOVT transactions is 8: 00 P.M.:IST
- Any transaction created and/or authorised between 8: 00 P.M.:IST and 12:00 A.M.:IST on a particular day will be processed after 8: 00 A.M.:IST on the next day.
- If a transaction is created after 12:00 A.M.:IST and before 8: 00 A.M.:IST it will be processed only after 8: 00 A.M.:IST on the same day.

[Click here](#) to abort this transaction and return to the MAHARASHTRA GOVT site

© Copyright SBI.

[Privacy Statement](#) | [Terms of Use](#)

6. Challan Format



GRN	MH004398988201415E	BARCODE							Date	11/12/2014-10:59:50		Form ID	29
Department	Inspector General Of Registration							Payer Details					
Type of Payment	Stamp Duty on Delivery of Goods							TAX ID (If Any)	1				
	Inspector General of Registrations							PAN No. (If Applicable)					
Office Name	ABN_AMBEGAON SUB REGISTRAR							Full Name	vandana				
Location	PUNE							Flat/Block No.	123				
Year	2014-2015 Annual From 01/04/2014 To 31/03/2015							Premises/Building					
Account Head Details							Amount In Rs.						
0030046401 Stamp Duty							1.00		Road/Street	pune			
									Area/Locality	pune			
									Town/City/District				
									PIN				
									Remarks (If Any)				
							Amount In		One Rupees Only				
Total							1.00		Words				
Payment Details STATE BANK OF INDIA							FOR USE IN RECEIVING BANK						
Cheque-DD Details							Bank CIN	REF No.	00040572014121121514 IK64367572				
Cheque/DD No							Date		11/12/2014-11:01:15				
Name of Bank							Bank/Branch		STATE BANK OF INDIA				
Name of Branch							Scroll No. , Date		Not Verified with Scroll				
Mobile No. : 9865432145													

- ## 7. Search challan


- This option is used to search challan and get the print of challan

Only for Unregistered user


To search the challan click on “**Search Challan**” Option, user will get screen

[*] Sign indicates that field is mandatory to enter or to select.

Directorate of Accounts and Treasuries [IN] <https://gras.mahakosh.gov.in/echallan/challan/views/frmSearchChallanWithOutReg.php> [Back To Home](#)

 **GRAS** Government Receipt Accounting System Virtual Treasury, Directorate of Accounts & Treasuries,
Finance Department, Government of Maharashtra, India

Search Challan (only for Unregistered Users) Fields marked with (*) are mandatory.

Department *	Select One ▼		
District/Treasury *	Select: One ▼	Bank *	Select ▼
Amount *	<input type="text"/>	GRN	<input type="text"/>
CIN	<input type="text"/>	Bank PRN (Reference No.)	<input type="text"/>
Note :- Please enter either GRN or Bank CIN or Bank Payment Reference No.			
Image Text			Input Image Text * <input type="text"/>
<input type="button" value="Search"/>			

Home | About GRAS | Disclaimer | Sitemap | Contact Us
 Site Designed & Developed By **National Informatics Center**, Pune.
 Copyright © 2009-2014. Directorate of Accounts & Treasuries, Maharashtra.

For any queries, please contact at vto@mahakosh.in
 Server : 39 Updated on 23 Nov 2014

Process:

- ☐ **Department**- Select **Department** printed on challan from the dropdown list.
- ☐ **District/Treasury** - Select the **District/Treasury** printed on challan from the dropdown list.
- ☐ **Bank** – Select **Bank** printed on challan from the dropdown list.
- ☐ **Amount** – Enter the **Amount** of challan.

Note:

- ☐ **User gets the challan details only when user knows either one option from following options:**

1. GRN No :

User must know the GRN *Government* Reference Number (GRN) generated on the Challan to uniquely identify the payment to be made by the user. (18 digit GRN generated is properly noted and saved)
(OR)

2. Bank CIN:

User gets bank CIN No. of that respective bank after the successful completion of the transaction. CIN (Challan Identification Number) is generated as an acknowledgement for payment made online. If user does not remember CIN then please check it in respective bank transaction by login net banking account of respective bank.


(OR)

3. Bank PRN:

User gets bank Payment Reference No. of that respective bank. If user does not remember PRN then please check it in respective bank by login net banking account of respective bank.

☐ Click on **“Search Button”** to get the details of challan. User will get following screen


Directorate of Accounts and Treasuries [IN] <https://gras.mahakosh.gov.in/echallan/challan/views/frmSearchChallanWithOutReg.php> [Back To Home](#)

 **GRAS** Government Receipt Accounting System Virtual Treasury, Directorate of Accounts & Treasuries, Finance Department, Government of Maharashtra, India

Search Challan (only for Unregistered Users) Fields marked with (*) are mandatory.


Department *	Inspector General Of Registration		
District/Treasury *	Pune	Bank *	STATE BANK OF INDIA
Amount *	1	GRN	MH004398988201415E
CIN		Bank PRN (Reference No.)	

Note :- Please enter either GRN or Bank CIN or Bank Payment Reference No.

Image Text  Input Image Text * 978312

[Search](#)

Home | [About GRAS](#) | [Disclaimer](#) | [Sitemap](#) | [Contact Us](#) For any queries, please contact at vto@mahakosh.in

 Site Designed & Developed By **National Informatics Center**, Pune.
Copyright © 2009-2014, Directorate of Accounts & Treasuries, Maharashtra. Server : 39 Updated on 23 Nov 2014

3.2 Search Challan screen


☐ Enter the detail of GRN and click on Search button.

☐ Search can be done either GRN or Bank CIN or Bank Payment Reference No.

3.3 Verify Screen

Directorate of Accounts and Treasuries [IN] <https://gras.mahakosh.gov.in/echallan/challan/views/frnSearchChallanWithOutReg.php>

Back To Home


 **GRAS** Government Receipt Accounting System

Virtual Treasury, Directorate of Accounts & Treasuries,
Finance Department, Government of Maharashtra, India

Search Challan (only for Unregistered Users) Fields marked with (*) are mandatory.

Department *	Inspector General Of Registration		
District/Treasury *	PUNE	Bank *	STATE BANK OF INDIA
Amount *	1	GRN	MH004398988201415E
CIN		Bank PRN (Reference No.)	

Note :- Please enter either GRN or Bank CIN or Bank Payment Reference No.

Image Text  Input Image Text *

[Search](#)

GRN	Party Name	Amount	Payment verification with bank
MH004398988201415E	vandana	1.00	Verify

Note:- Click on GRN/Challan No. to view the challan

Home | About GRAS | Disclaimer | Sitemap | Contact Us

Site Designed & Developed By **National Informatics Center**, Pune.
Copyright © 2009-2014. Directorate of Accounts & Treasuries, Maharashtra.

For any queries, please contact at vto@mahakosh.in
Server : 39 Updated on 23 Nov 2014

□ Since GRAS site has not received Bank CIN from Bank, hence challan will not be able to view and following screen will appear (3.2)

Note:

□ In case of successful payment (i.e. Customer account debited in bank but Bank CIN not updated on GRAS site), Please update the bank CIN by clicking on “Verify”

- Click on “Verify” link from
- Once user click on „Verify“ user will get screen

3.4 Verification Response

Directorate of Accounts and Treasuries [IN] https://gras.mahakosh.gov.in/echallan/frmBankVerification.php

 **GRAS** Government Receipt Accounting System Virtual Treasury, Directorate of Accounts & Treasuries, Finance Department, Government of Maharashtra, India

GRN VERIFICATION RESPONSE FOR :: STATE BANK OF INDIA					
GRN	Bank CIN No.	Bank Reference No.	Bank TimeStamp	Status	Amount
MH004398988201415E	00040572014121121514	IK64367572	11-12-2014 11:01:15	Success	1.00

Close


Copyright © GRAS.

- ☐ Click on close button to close the window
- ☐ Again follow the same process of search challan
- ☐ Click on “search button” user will get screen (fig3.5)

3.5 Search Challan after Verification

Directorate of Accounts and Treasuries [IN] https://gras.mahakosh.gov.in/echallan/challan/views/frmSearchChallanWithOutReg.php

Back To Home

 **GRAS** Government Receipt Accounting System Virtual Treasury, Directorate of Accounts & Treasuries, Finance Department, Government of Maharashtra, India

Search Challan (only for Unregistered Users) Fields marked with (*) are mandatory.

Department *	Inspector General Of Registration		
District/Treasury *	PUNE	Bank *	STATE BANK OF INDIA
Amount *	1	GRN	MH004398988201415E
CIN		Bank PRN (Reference No.)	

Note :- Please enter either GRN or Bank CIN or Bank Payment Reference No.


Image Text	9 5 2 3 9 8	Input Image Text *	
------------	-------------	--------------------	--

Search

GRN	Party Name	Amount	Payment verification with bank
MH004398988201415E	vandana	1.00	Successful

Note:- Click on GRN/Challan No. to view the challan

Home | About GRAS | Disclaimer | Sitemap | Contact Us

 Site Designed & Developed By **National Informatics Center**, Pune.
Copyright © 2009-2014, Directorate of Accounts & Treasuries, Maharashtra.

For any queries, please contact at: vto@mahakosh.in
Server : 39 Updated on 23 Nov 2014

Note:

C:\Users\deo1\Google Drive\PRO\Filing Fee Budget head.docx

- If GRAS site receive the Bank CIN from Bank site, then **Payment verification with bank** is shown as “**Verified**” and user can click on GRN No. to view the **challan**.
- Click on **GRN No.** user will get screen fig (2.6)

4 Logout

When the user completes the work user should logout immediately to free the resources with the central server. The system displays the home page.