



GOVERNMENT OF HARYANA

ECONOMIC SURVEY OF HARYANA 2025-26

Issued by:

DEPARTMENT OF ECONOMIC AND

STATISTICAL AFFAIRS, HARYANA

2026



GOVERNMENT OF HARYANA

ECONOMIC SURVEY OF HARYANA 2025-26

Issued By:

**DEPARTMENT OF ECONOMIC AND STATISTICAL AFFAIRS, HARYANA
YOJANA BHAWAN, SECTOR – 4, PANCHKULA**

PREFACE

The 'Economic Survey' of Haryana is a unique publication that captures the Socio-economic changes that occurred within the State from the commencement of the financial year. The report presents the growth performance of the State under key Economic and Social Indicators through physical outcomes resulting from implementation of various Programmes/Schemes/Yojnas during the Year. The Economic Survey 2025-26 has been prepared by the Department of Economic And Statistical Affairs, Haryana.

The ever increasing demand for the Economic Survey from Government Departments, Boards, Corporations, Universities, Research Institutions and Research Scholars are a matter of great gratification and enthusiasm for its immense usefulness. It is hoped that this document will serve as a useful reference for State Economic Data requirements for planning and policy decision making.

It has been possible through the collective efforts of all the Administrative Secretaries, concerned Departments, Offices, various Corporations and Undertakings of the State for providing valuable information in due course of time which enabled us to bring out this publication. Their efforts and support is deeply appreciated.

I compliment Sh. Manoj Kumar Goel, Director, Sh. Rajender Kumar Mor, Addl. Director, Sh. Bijender Kumar, Dy. Director, Sh. Shiv Tej Singh, Sh. Jagdish Dalal, Sh. Om Prakash Indora, Sh. Kamal Mittal and Smt. Suman Joiya, Research Officers as well as Smt. Meena Thakur and Sh. Rahul Sharma, Assistant Research Officers, Smt. Taramani, P.A., Mrs. Pooja Rani, Dr. Rudhita Goel, Young Professionals of Department of Economic and Statistical Affairs, Haryana who have put in their best efforts in preparing the Economic Survey 2025-26.

I wish all the success of publication.



(Arun Kumar Gupta, IAS),
Additional Chief Secretary
to Government, Haryana,
Planning Department.

Chandigarh

Dated: 10th February, 2026

CONTENTS

HARYANA AT A GLANCE

(i-ii)

CHAPTER	TITLE	PAGE(S)
---------	-------	---------

STATE OF ECONOMY OF HARYANA

CHAPTER-1	HARYANA ECONOMY AND PROSPECTS	1-15
CHAPTER-2	PUBLIC FINANCE, BANKING & CREDIT, FINANCIAL INCLUSION AND EXCISE & TAXATION	16-35

**ACHIEVEMENTS OF DEPARTMENTS/
BOARDS/CORPORATIONS**

CHAPTER-3	AGRICULTURE & ALLIED SECTOR	36-74
CHAPTER-4	INDUSTRY, POWER, ROADS AND TRANSPORT	75-101
CHAPTER-5	EDUCATION AND IT	102-120
CHAPTER-6	HEALTH, WOMEN & CHILD DEVELOPMENT	121- 146
CHAPTER-7	PANCHAYATI RAJ, RURAL AND URBAN DEVELOPMENT	147-160
CHAPTER-8	SOCIAL SECTOR	161-188

ANNEXURES

189-194

HARYANA AT A GLANCE

ITEM	PERIOD/YEAR	UNIT	HARYANA STATUS	ALL INDIA STATUS	
ADMINISTRATIVE SET UP		No.			
(a) Divisions	January, 2026		6		
(b) Districts			23		
(c) Sub-Divisions			80		
(d) Tehsils			94		
(e) Sub-Tehsils			49		
(f) Blocks			143		
(g) Towns	Population Census- 2011		154		
(h) Villages (including inhabited)			6,841		
POPULATION					
(a) Total	Population Census- 2011	No.	2,53,51,462	1,21,08,54,977	
(b) Male		No.	1,34,94,734	62,32,70,258	
(c) Female		No.	1,18,56,728	58,75,84,719	
(d) Rural Percentage of Rural Population		No.	1,65,09,359 65.12	83,37,48,852 68.86	
(e) Urban		No.	88,42,103	37,71,06,125	
(f) Density of Population		Per Sq.Km.	573	368	
(g) Literacy Rate		Male		84.1	80.9
		Female		65.9	64.6
		Total		75.6	74.0
(h) Sex Ratio		Female Per Thousand Male	879	943	
HEALTH INDICATORS					
(a) Birth Rate		Per Thousand			
(i) Combined	2023		18.7	18.4	
(ii) Rural			20.0	20.3	
(iii) Urban			16.8	14.9	
(b) Death Rate		Per Thousand			
(i) Combined			6.8	6.4	
(ii) Rural			7.1	6.8	
(iii) Urban		6.4	5.7		

ITEM	PERIOD/ YEAR	UNIT	HARYANA STATUS	ALL INDIA STATUS
(c) Infant Mortality Rate (IMR)		Per Thousand		
(i) Combined	2023		26	25
(ii) Rural			29	28
(iii) Urban			20	18
(d) Maternal Mortality Ratio (MMR)	2021-23	Death Per Lakh Live Birth	89	88
LAND UTILIZATION			2023-24	2023-24
(a) Net Area Sown		Thousand Hect.	3,514	1,38,992
(b) Area Sown More than Once		Thousand Hect.	3,223	78,890
(c) Total Cropped Area		Thousand Hect.	6,737	2,17,882
(d) Area Sown More than Once to Net Area Sown		Percent	91.72	56.76
OPERATIONAL HOLDINGS	Agri. Census 2015-16			
(a) No. of Operational Holdings		Thousand Number	1,628	1,46,454
(b) Area of Operational Holdings		Thousand Hect.	3,609	1,57,817
(c) Average Size of Holdings		Hect.	2.22	1.08
POWER			2024-25	2023-24
(a) Total Installed Capacity		MW	16,016	44,19,706
(b) Power Available		Lakh KWH	6,76,625	NA
(c) Power Sold		Lakh KWH	6,09,786	1,35,00,920
(d) Electricity Consumers		No.	81,65,554	35,75,78,391
STATE INCOME (At Current Prices)				
(a) Gross State Domestic Product (GSDP)/GDP	2025-26 (Advance Estimate)	Rupees Crore	13,67,769	3,57,13,886
(b) Gross State Value Added (GSVA)/ GVA		Rupees Crore	12,07,442	3,23,47,873
(c) Agriculture and Allied Sector GSVA/GVA		Rupees Crore	2,01,616	54,27,908
(d) Industry Sector GSVA/GVA		Rupees Crore	3,53,419	86,80,246
(e) Services Sector GSVA/GVA		Rupees Crore	6,52,407	1,82,39,719
(f) Per Capita Income		Rupees	3,95,618	2,19,575

STATE OF ECONOMY
OF
HARYANA

HARYANA ECONOMY AND PROSPECTS

The State of Haryana is the land of rich culture and agricultural prosperity. It is surrounded by Himachal Pradesh in North, Uttar Pradesh in East, Punjab in West and Rajasthan in South. Adjacent to the National Capital, Delhi, the State surrounds it from three sides. Haryana contributes significant amount of wheat and rice to the Central Pool i.e. a national repository system of surplus food grain. Haryana has also made rapid strides in development of industrial sector. Major industries in Haryana are automotive, IT, agriculture and petrochemicals. Being a preferred destination for auto majors and auto-component manufacturers, the State is the largest automobile hub in the country. The Panipat Refinery (IOCL) situated at Panipat is one of the largest refinery in South Asia. The State Government has committed in creating a progressive business environment. With Haryana's structural transformation from an agrarian State to industrial State and services sector recording robust growth, the State has showed progressive development towards achieving sustainable development goals. Though Haryana is geographically a small State covering only 1.3 percent area of the country, the contribution of the State to the National Gross Domestic Product at constant prices (2011-12) has been estimated as 3.8 percent as per Advance Estimates of 2025-26.

GROSS STATE DOMESTIC PRODUCT

1.2 The Department of Economic & Statistical Affairs, Haryana prepares the estimates of Gross State Domestic Product (GSDP). As per the Advance Estimates for the year 2025-26, the GSDP of the State at current prices has been estimated as ₹ 13,67,768.78 crore, recording the growth of 11.8 percent in 2025-26 as compared to the growth of 11.3 percent recorded in 2024-25. The GSDP at constant prices (2011-12) is estimated to be ₹ 7,58,504.67 crore with a growth of 9.5 percent in 2025-26 as compared to the growth of 7.5 percent recorded in 2024-25. The GSDP of the State at current and constant prices (2011-12) is given in **Fig. 1.1** and the year over year growth rates of GSDP in real terms are given in **Table 1.1**.

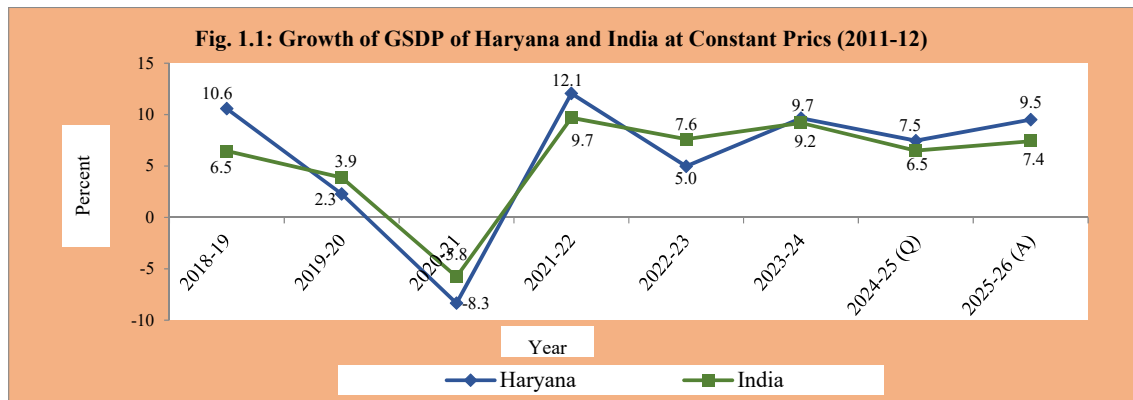


Table 1.1: Gross State Domestic Product of Haryana

(₹ in Crore)

Year	Gross State Domestic Product	
	At Current Prices	At Constant Prices (2011-12)
2011-12	297538.52	297538.52
2012-13	347032.01	320911.91
2013-14	399268.12	347506.61
2014-15	437144.71	370534.51
2015-16	495504.11	413404.79
2016-17	561424.17	456709.11
2017-18	638832.08	482036.15
2018-19	698939.76	532996.04
2019-20	738052.38	545123.96
2020-21	730441.77	499643.32
2021-22	877268.91	559921.63
2022-23	977792.86	587776.86
2023-24	1099476.57	644508.30
2024-25 (Q)	1223904.15	692619.32
2025-26 (A)	1367768.78	758504.67

Q: Quick Estimates A: Advance Estimates

Source: Department of Economic and Statistical Affairs, Haryana.

1.3 The growth of Gross State Value Added (GSVA) of the State at constant prices (2011-12) has been estimated 7.6 percent and 9.5 percent respectively in year 2024-25 and 2025-26. The growth of 8.9 percent in Industry Sector and 11.5 percent in Services Sector led to the overall growth of 9.5 percent in 2025-26. The year over year growth in GSVA in real terms is shown in **Table 1.2** and **Fig. 1.2**.

Table 1.2: Growth in Gross Value Added at Constant Prices (2011-12)

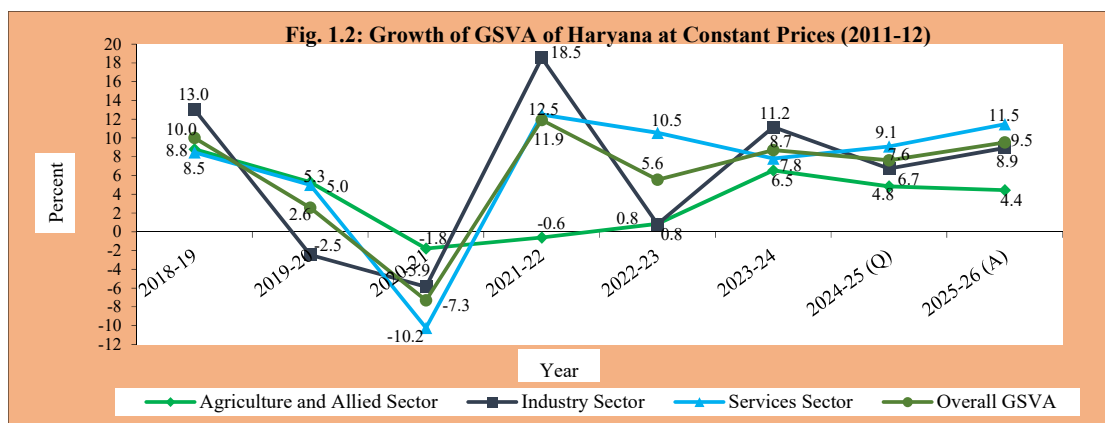
(% age)

Sector	Haryana									All India
	2018-19	2019-20	2020-21	2021-22	2022-23	2023-24	2024-25 (Q)	2025-26 (A)	2025-26* (A)	
Agriculture &	8.8	5.3	-1.8	-0.6	0.8	6.5	4.8	4.4	3.1	
Industry	13.0	-2.5	-5.9	18.5	0.8	11.2	6.7	8.9	6.2	
Services	8.5	5.0	-10.2	12.5	10.5	7.8	9.1	11.5	9.1	
GVA	10.0	2.6	-7.3	11.9	5.6	8.7	7.6	9.5	7.3	

Q: Quick Estimates A: Advance Estimates

*Source: Press Release of NSO, New Delhi dated 07th January, 2026.

Source: Department of Economic and Statistical Affairs, Haryana.

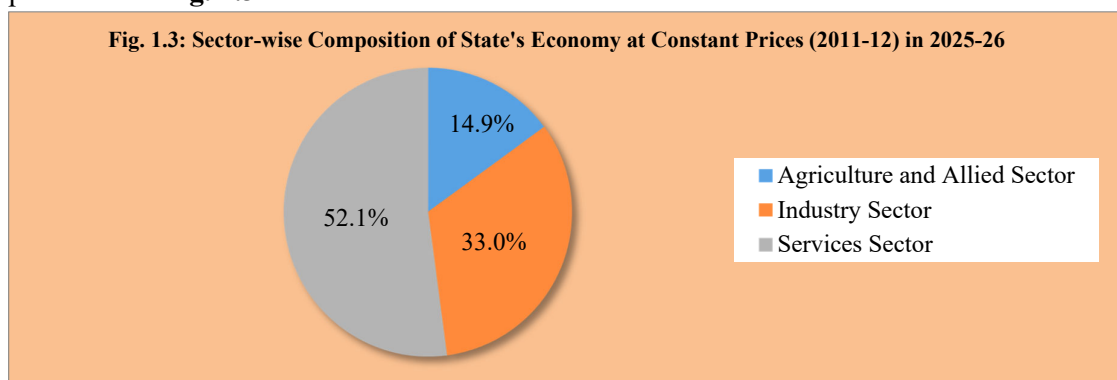


STRUCTURAL TRANSFORMATION OF THE STATE'S ECONOMY

1.4 At the time of formation of Haryana State, the State's economy was predominantly an agrarian economy. At the beginning year (1969-70) of 4th Five Year Plan, the contribution of Agriculture and Allied sectors (crops, livestock, forestry and fishing) to the GSDP at constant prices was the largest (60.7 percent), followed by Services (21.7 percent) and Industry (17.6 percent) sectors.

1.5 During the period of 37 years (1969-70 to 2006-07) intervening 4th and 10th Five Year Plans, Industry and Services sectors registered higher average annual growth than the Agriculture and Allied sectors which resulted in the increased share of Industry and Services sectors and decreased share of Agriculture and Allied sectors in the GSDP. The share of Agriculture and Allied Sectors in GSDP declined from 60.7 percent in 1969-70 to 21.3 percent in 2006-07 while the share of Industry Sector increased from 17.6 percent in 1969-70 to 32.1 percent in 2006-07. The share of Services sector increased from 21.7 percent to 46.6 percent during this period.

1.6 Since the 11th Five Year Plan, the pace of structural transformation of the State's economy has continued, following higher growth in Services sector as compared to other two sectors. The share of Services sector in Gross State Value Added strengthened to 52.1 percent in 2025-26, resulting in a decreased share for the Agriculture and Allied Sectors (14.9 percent). The contribution of Industry Sector has been recorded as 33.0 percent of the Gross State Value Added in 2025-26. The share of different sectors in the State's economy is presented in **Fig. 1.3**.



PER CAPITA NET STATE DOMESTIC PRODUCT

1.7 The Per Capita Net State Domestic Product also known as per capita income is the average income earned per person. At the time of formation of Haryana State in 1966, the per capita income of the State at current prices was only ₹ 608. Since then, the per capita income has increased multi fold. The per capita income of the State and the growth rates are presented in **Table 1.3** and **Fig. 1.4**, respectively.

Table 1.3: Per Capita Net State Domestic Product

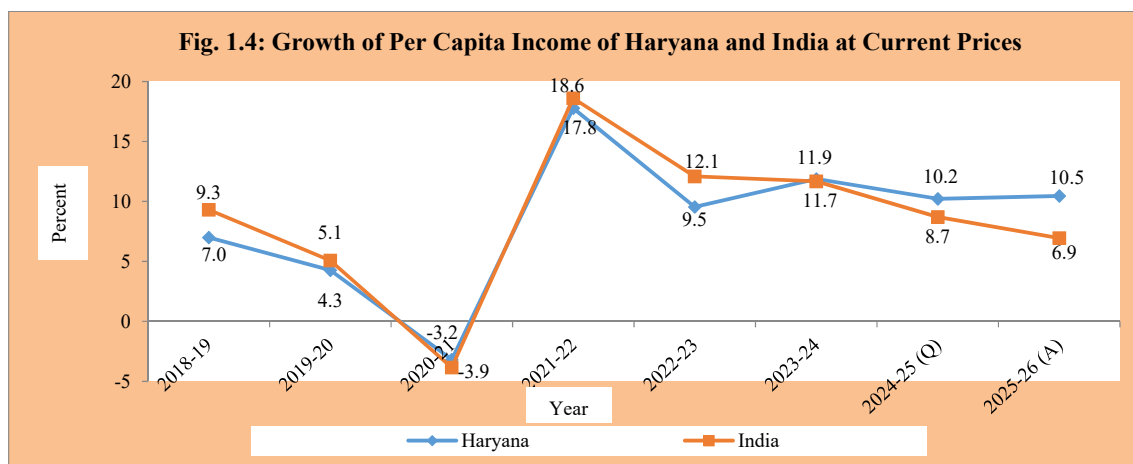
Year	Per Capita Income of Haryana (₹)		Per Capita Income of All India* (₹)	
	At Current Prices	At Constant Prices (2011-12)	At Current Prices	At Constant Prices (2011-12)
2011-12	106085	106085	63462	63462
2012-13	121269	111780	70983	65538
2013-14	137770	119791	79118	68572
2014-15	147382	125032	86647	72805

2015-16	164963	137833	94797	77659
2016-17	184982	150259	104880	83003
2017-18	208437	156200	115224	87586
2018-19	223022	169604	125946	92133
2019-20	232530	170765	132341	94420
2020-21	225137	151979	127244	86034
2021-22	265163	166873	150906	94054
2022-23	290461	172887	169145	100163
2023-24	324958	188018	188892	108786
2024-25 (Q)	358171	199911	205324	114710
2025-26 (A)	395618	216315	219575	121968

Q: Quick Estimates A: Advance Estimates

*Source: Press Release of NSO, New Delhi dated 07th January, 2026

Source: Department of Economic and Statistical Affairs, Haryana.



1.8 The per capita income of the State at constant prices (2011-12) is estimated to be ₹ 2,16,315 during 2025-26 with a growth of 8.2 percent as compared to the growth of 6.3 percent recorded in 2024-25. At current prices, it is likely to be ₹ 3,95,618 during 2025-26 showing the growth of 10.5 percent as compared to the growth of 10.2 percent recorded in 2024-25. The State is maintaining the per capita income higher than the National per capita income i.e. ₹ 2,19,575 and ₹ 1,21,968 at current and constant prices respectively during 2025-26.

AGRICULTURE & ALLIED SECTORS

1.9 Agriculture is an important sector of the State economy and majority of the population is directly or indirectly dependent on agriculture and its allied activities. Accordingly, the State has accorded high priority to Agriculture Sector since its creation on 1st November, 1966. Strong infrastructural facilities such as metalled roads, rural electrification, extensive network of canals, development of market yards etc. were created which provided much needed impetus to agricultural development in the State. Creation of these facilities coupled with agricultural research support and excellent extension network to disseminate information related to improved farm practices for farmers yielded better results.

1.10 The Agriculture and Allied Sectors have always been an important contributor to the Gross State Domestic Product (GSDP) of the State. However, as a consequence of rapid structural transition of the State's economy over the years, the contribution of Services Sector has increased resulting in the decrease of Agriculture and Allied Sectors. The contribution of Agriculture and Allied Sectors at constant prices (2011-12) has been recorded as 14.9 percent

of the GSVA during the year 2025-26. The economic growth of the State has become more dependent on the growth in Industry and Services Sectors during the past few years. However, the recent experience suggests that high GSVA growth without sustained and rapid agricultural growth is likely to accelerate inflation in the State jeopardizing the larger growth process. Therefore, the growth of Agriculture and Allied Sectors continues to be a critical factor in the overall performance of the State's economy.

1.11 Agriculture and Allied Sectors consist of agriculture, forestry & logging and fishing sub-sectors. For the year 2025-26, Agriculture including crop, animal husbandry and dairy farming is the main component contributing about 92.5 percent in GSVA of Agriculture and Allied Sectors. The contribution of forestry & logging and fishing sub-sectors in GSVA of Agriculture and Allied Sectors is merely around 5.4 percent and 2.1 percent, respectively at constant prices (2011-12), resulting in a very low impact of these two sub-sectors on the overall growth of Agriculture and Allied Sectors.

1.12 The GSVA along with the growth rates recorded by the State's economy at constant prices (2011-12) in Agriculture and Allied Sectors over the years has been shown in **Table 1.4**. Agriculture and Allied Sectors have been recorded the growth of 4.8 percent in 2024-25. As per the Advance Estimates for 2025-26, the GSVA from this sector has been recorded as ₹ 1,00,364.24 crore with the growth of 4.4 percent. The GSVA from Agriculture Sector including crops and livestock has been estimated as ₹ 92,872.63 crore with the growth of 4.4 percent whereas the GSVA from forestry & logging and fishing sub-sectors has been recorded as ₹ 5,404.45 crore and ₹ 2,087.17 crore with the growth of 4.6 percent and 6.2 percent, respectively during the year 2025-26.

Table 1.4: GSVA from Agriculture & Allied Sectors at Constant Prices (2011-12)

Sector	2011-12	2021-22	2022-23	2023-24	₹ in Crore)	
					2024-25 (Q)	2025-26 (A)
Crops & Livestock	59785.53	79199.16 (-0.9)	79591.40 (0.5)	84880.93 (6.6)	88971.11 (4.8)	92872.63 (4.4)
Forestry & Logging	3894.90	4387.43 (3.6)	4671.03 (6.5)	4957.37 (6.1)	5167.53 (4.2)	5404.45 (4.6)
Fishing	858.43	1725.78 (1.2)	1774.66 (2.8)	1828.80 (3.1)	1965.56 (7.5)	2087.17 (6.2)
Agriculture and Allied	64538.86	85312.37 (-0.6)	86037.09 (0.8)	91667.11 (6.5)	96104.20 (4.8)	100364.24 (4.4)

Q: Quick Estimates A: Advance Estimates

Source: Department of Economic & Statistical Affairs, Haryana.

Figures in brackets show the percentage growth over previous year.

INDUSTRY SECTOR

1.13 The sub-sector-wise Gross State Value Added (GSVA) along with the growth rates recorded by the Industry Sector in the State at constant prices (2011-12) during different years has been shown in **Table 1.5**. As per Quick Estimates for 2024-25, the GSVA from Industry Sector has been recorded as ₹ 2,03,342.25 crore as against Provisional Estimates of ₹ 1,90,501.41 crore in 2023-24 recording a growth of 6.7 percent in 2024-25 as compared to the growth of 11.2 percent in 2023-24. As per the Advance Estimates for 2025-26, the GSVA from Industry Sector is estimated to be ₹ 2,21,498.62 crore recording a growth of 8.9 percent over previous year.

Table 1.5: GSVA from Industry Sector at Constant Prices (2011-12)

Sector	2011-12	2021-22	2022-23	2023-24	₹ in Crore)	
					2024-25 (Q)	2025-26 (A)
Mining & Quarrying	118.82	725.46 (-38.7)	875.51 (20.7)	759.09 (-13.3)	804.70 (6.0)	1164.68 (44.7)
Manufacturing	53286.09	120292.06 (15.9)	117845.56 (-2.0)	134566.04 (14.2)	141986.12 (5.5)	153326.15 (8.0)
Electricity, Gas, Water Supply & Other Utility Services	3446.04	4757.51 (14.6)	5318.66 (11.8)	5912.95 (11.2)	6668.96 (12.8)	7107.42 (6.6)
Construction	29759.66	44211.13 (28.8)	47338.84 (7.1)	49263.33 (4.1)	53882.47 (9.4)	59900.37 (11.2)
Industry	86610.61	169986.17 (18.5)	171378.57 (0.8)	190501.41 (11.2)	203342.25 (6.7)	221498.62 (8.9)

Q: Quick Estimates A: Advance Estimates

Source: Department of Economic & Statistical Affairs, Haryana.

Figures in brackets show the percentage growth over previous year.

SERVICES SECTOR

1.14 The importance of the Services Sector can be gauged by looking at its contribution to the Gross State Value Added (GSVA) of the economy. The share of Services Sector in the GSVA at constant prices (2011-12) has been estimated as 52.1 percent in 2025-26. The high share of the Services Sector in GSVA marks a structural shift in the State's economy and takes it closer to the fundamental structure of a developed economy. During the period of 11th Five Years Plan, the Services Sector grew at an average annual growth rate of 12.2 percent. This growth rate of Services Sector was significantly higher than the average annual growth recorded for combined Agriculture & Allied and Industry Sectors during this period. During the period of 12th Plan (2012-17), the Services Sector grew at the average annual growth of 10.1 percent which was higher than the average annual growth (6.3 percent) recorded for combined Agriculture & Allied and Industry Sectors.

1.15 After recording the excellent growth throughout the period of 11th and 12th Five Year Plans, the growth of Services Sector became slow. The Services Sector recorded the growth of 12.5 percent and 10.5 percent in 2021-22 and 2022-23 respectively. After that, Sector recorded growth of 7.8 percent during 2023-24. As per the Quick Estimates of 2024-25, the real GSVA from this sector has estimated to be ₹ 3,13,964.76 crore as against the Provisional Estimates of ₹ 2,87,792.24 crore in 2023-24, registering a growth of 9.1 percent in 2024-25. As per the Advance Estimates for 2025-26, the GSVA from Services Sector has been estimated as ₹ 3,49,954.60 crore with the growth of 11.5 percent over 2024-25. The growth of 11.5 percent recorded in Services Sector is mainly due to the excellent growth recorded in Trade, Repair, Hotel & Restaurants (11.9 percent) Transport, storage, communication (12.9 percent) and Financial Services, Real Estate ownership of dwellings & professional services (11.0 percent) Sectors (**Table 1.6**).

Growth of Different Sub-Sectors in Services Sector

Trade, Repair, Hotels & Restaurants

1.16 As per the Quick Estimates of 2024-25, the growth of 8.5 percent was recorded in this sub-sector as same in 2023-24. As per the Advance Estimates for 2025-26, the growth of this sub-sector is likely to be 11.9 percent.

Transport, Storage, Communication and Services related to Broadcasting

1.17 As per the Quick Estimates of 2024-25, the growth of 8.5 percent has been recorded in this sub-sector as compared to the growth of 7.0 percent in 2023-24. As per the Advance Estimates for 2025-26, the growth of this sub-sector is expected to be 12.9 percent.

Financial, Real Estate and Professional Services

1.18 This sub-sector recorded the growth of 9.4 percent during the year 2023-24 and 9.5 percent growth in 2024-25. As per the Advance Estimates for 2025-26, the growth of this sub-sector is likely to be 11.0 percent.

Public Administration and Other Services

1.19 This sub-sector recorded a growth of 9.2 percent in 2024-25 as compared to the growth of 1.9 percent recorded in 2023-24. As per the Advance Estimates for 2025-26 the growth of this sub-sector is expected to be 11.3 percent.

Table 1.6: GSVa from Services Sector at Constant Prices (2011-12)

Sector	₹ in Crore)					
	2011-12	2021-22	2022-23	2023-24	2024-25 (Q)	2025-26 (A)
Trade, Repair, Hotels & Restaurants	33107.42	65385.23 (9.9)	72863.08 (11.4)	79040.99 (8.5)	85756.94 (8.5)	95961.83 (11.9)
Transport, Storage, Communication & Services related to Broadcasting	17276.89	28224.20 (23.8)	28889.24 (2.4)	30900.47 (7.0)	33515.75 (8.5)	37828.01 (12.9)
Financial, Real Estate & Professional Services	52584.59	111821.59 (12.1)	127031.70 (13.6)	138980.98 (9.4)	152243.79 (9.5)	168919.35 (11.0)
Public Administration, Defence and Other Services	19956.26	36031.22 (10.5)	38148.65 (5.9)	38869.80 (1.9)	42448.28 (9.2)	47245.41 (11.3)
Overall Services	122925.16	241462.24 (12.5)	266932.67 (10.5)	287792.24 (7.8)	313964.76 (9.1)	349954.60 (11.5)

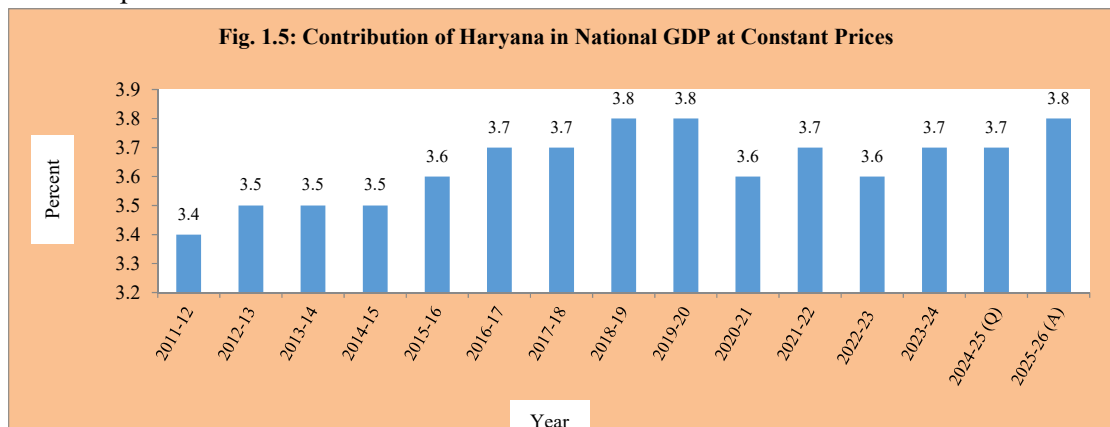
Q: Quick; Estimates A: Advance Estimates

Source: Department of Economic & Statistical Affairs, Haryana.

Figures in brackets show the percentage growth over previous year.

Contribution of Haryana State in National GDP

1.20 The Haryana State has contributed significantly in National GDP. The share of GSDP of Haryana State in National GDP at constant (2011-12) prices which was recorded as 3.4 percent in 2011-12 has now increased to 3.8 percent as per the Advance Estimates of 2025-26 (**Fig.1.5**). At current prices, the share of Haryana State in National GDP is estimated to be 3.8 percent in 2025-26.



AGRICULTURE INDICES

1.21 The Indices of agricultural area under crops, agricultural production and yield are prepared (Base Triennium ending 2007-08=100). The index of area under crops increased from 97.46 in 2023-24 to 113.92 in 2024-25. The index of agricultural production also increased from 126.08 in 2023-24 to 140.64 in 2024-25. However, the index of yield decreased from 129.37 in 2023-24 to 123.45 in 2024-25. The index of production of food grains increased from 133.19 in 2023-24 to 164.66 in 2024-25 whereas the index of non-food grains decreased from 110.85 in 2023-24 to 89.20 in 2024-25.

INDEX OF INDUSTRIAL PRODUCTION (IIP)

1.22 Index of Industrial Production is one of the prime indicators for measurement of trend in the industrial production over a period of time with reference to a chosen base year. The IIP is presently being prepared in the State with 2011-12 base year by the Department of Economic and Statistical Affairs, Haryana. Growth in major sectors and use based categories of IIP for the year 2022-23 and 2023-24 are given **Table 1.7**.

Table 1.7: Index of Industrial Production

Industry Group	Index (Base year 2011-12=100)	
	2022-23	2023-24
Manufacturing	185.1 (6.0)	201.1 (8.7)
Electricity	133.7 (34.3)	117.3 (-12.3)
Use Based Classification		
A- Primary Goods Industries	20.6 (-77.2)	4.1 (-79.9)
B- Capital Goods Industries	224.1 (7.9)	286.6 (27.9)
C- Intermediate Goods Industries	186.6 (6.9)	308.5 (65.3)
D- Infrastructure/Construction Goods	423.4 (231.8)	334.0 (-21.1)
E- Consumer Durable Goods	169.5 (-18.8)	124.1 (-26.8)
F- Consumer Non-Durable Goods	90.4 (121.6)	41.2 (-54.5)
General Index of IIP	181.4 (7.2)	195.1 (7.6)

Source: Department of Economic & Statistical Affairs, Haryana.

1.23 The General IIP with 2011-12 base year increased from 181.4 in 2022-23 to 195.1 in 2023-24, registering an increase of 7.6 percent. The IIP of Manufacturing Sector increased from 185.1 in 2022-23 to 201.1 in 2023-24, exhibiting a positive growth of 8.7 percent over the previous year. The IIP of Electricity Sector decreased from 133.7 in 2022-23 to 117.3 in 2023-24, registering a negative growth of 12.3 percent.

1.24 The IIP of Primary Goods Industries like argon gas, nitrogen liquid, oxygen liquid, urea, bitumen, liquefied petroleum gas (LPG) cylinders of iron and steel, electricity

etc. decreased from 20.6 in 2022-23 to 4.1 in 2023-24 recording a negative growth of 79.9 percent.

1.25 The IIP of Capital Goods Industries like conveyor belts, dental, motors, fan, diamond tools, cultivators, spring pins, air brake sets, axel, tracks, railway/tramway etc. is 224.1 in 2022-23 to 286.6 in 2023-24 which showed an increase of 27.9 percent.

1.26 The IIP of Intermediate Goods Industries like mud/molasses waste, plywood board, aluminium ingots, cast iron, machine screw iron and steel, gear case assemblies, medical surgical or laboratory sterilizer etc. increased from 186.6 in 2022-23 to 308.5 in 2023-24, recording an increase of 65.3 percent.

1.27 The IIP of Infrastructure/Construction Goods like paint, cement, portland, cable, PVC insulated, scrap cast iron, cement, other products, cable, rubber insulated ceramic tiles etc. decreased from 423.4 in 2022-23 to 334.0 in 2023-24, recording a negative growth of 21.1 percent.

1.28 The IIP of Consumer Durable Goods like cotton, carded or combed, cotton fabrics, fabrics, cotton blankets, garment cloth, cotton hand bag, artificial fur, other sports footwear, except skating boots, books, rexin, audio CD/DVD player, rubber cloth/sheet, camping, pen body plastic, staplers, handicraft/decorative fancy items etc. decreased from 169.5 in 2022-23 to 124.1 in 2023-24, recording a negative growth of 26.8 percent.

1.29 The IIP of Consumer Non-Durable Goods like dried vegetable, milk, rice basmati, sugar, biscuits, black tea, rectified spirit, chewing tobacco and filters for beverages etc. decreased from 90.4 in 2022-23 to 41.2 in 2023-24, recording a negative growth of 54.5 percent.

***Annual Index of Industrial Production of group description for the year 2021-22 to 2023-24 is at Annexure 1.1 and 1.2.**

GROSS FIXED CAPITAL FORMATION

1.30 The productive capacity of an economy largely depends on capital formation-higher capital accumulation leads to greater productive capacity. The department of Economic and Statistical Affairs, Haryana, prepares estimates of Gross Fixed Capital Formation (GFCF) for the State at both current and constant (2004-05) prices by industry of use, type of institution, and type of asset.

1.31 At current prices, Haryana's GFCF was estimated at ₹ 1,58,162 crore in 2023-24, compared to ₹ 1,36,668 crore in 2022-23, reflecting a growth rate of 15.7 percent. Similarly, at constant (2004-05) prices, the GFCF was estimated at ₹ 71,569 crore in 2023-24, up from ₹ 62,506 crore in 2022-23, marking a growth of 14.5 percent in 2023-24. The estimated Gross Fixed Capital Formation in Haryana is presented in **Table 1.8** and year over year growth rates of GFCF in real terms are given in **Fig. 1.6**.

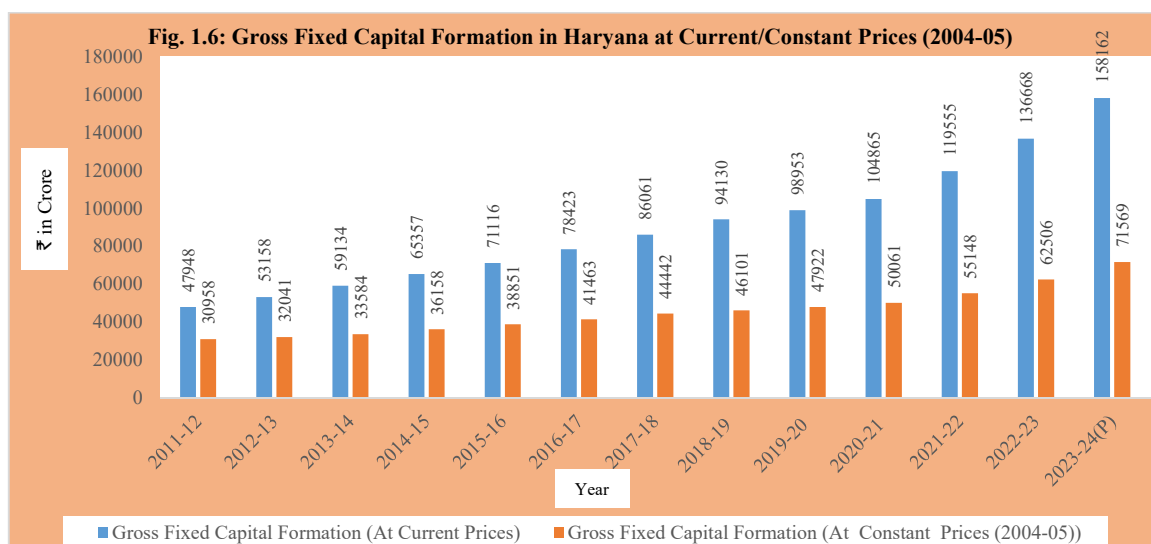
Table 1.8: Gross Fixed Capital Formation at Current and Constant Prices

Year	Gross Fixed Capital Formation	
	At Current Prices	At Constant Prices(2004-05)
2011-12	47948	30958
2012-13	53158	32041
2013-14	59134	33584
2014-15	65357	36158
2015-16	71116	38851
2016-17	78423	41463

2017-18	86061	44442
2018-19	94130	46101
2019-20	98953	47922
2020-21	104865	50061
2021-22	119555	55148
2022-23	136668	62506
2023-24 (P)	158162	71569

P: Provisional Estimates

Source: Department of Economic & Statistical Affairs, Haryana.



The Estimate of Gross Fixed Capital Formation are Categorized by:

Gross Fixed Capital Formation by Industry of Use

1.32 By industry of use, the economy has been divided into thirteen sectors for the estimation of GFCF. These 13 sectors have been arranged into 3 broad groups i.e. Primary, Secondary and Tertiary Sectors. The Primary Sector comprises Agriculture, Forestry, Fishing, Mining and Quarrying Sectors. The Secondary Sector consists of Manufacturing, Construction and Electricity, Gas & Water Supply Sectors and Tertiary Sector consists of Trade, Hotels & Restaurant, Transport, Storage, Communication, Banking, Real Estate, Ownership of Dwelling & Business Services, Public Administration and Other Services. The estimated contribution of these sector in Gross Fixed Capital Formation in Haryana at Current and Constant Prices (2004-05) is presented in **Table 1.9 and 1.9(A)**.

Table 1.9: Estimates of GFCF in Haryana at Current Prices

Industry of Use	₹ in Lakh							
	2011-12	2014-15	2015-16	2018-19	2020-21	2021-22	2022-23	2023-24 (P)
Primary Sector	622078 (13.0)	1228995 (18.8)	1451985 (20.4)	2375431 (25.2)	2591953 (24.7)	2732817 (22.9)	3039430 (22.2)	3237623 (20.5)
Secondary Sector	2601674 (54.2)	3046756 (46.6)	3108446 (43.7)	3883875 (41.3)	4351036 (41.5)	5001302 (41.8)	5568662 (40.8)	6597848 (41.7)
Tertiary Sector	1571073 (32.8)	2259998 (34.6)	2551212 (35.9)	3153665 (33.5)	3543478 (33.8)	4221340 (35.3)	5058752 (37.0)	5980746 (37.8)
Total	4794825 (100.0)	6535749 (100.0)	7111643 (100.0)	9412971 (100.0)	10486467 (100.0)	11955459 (100.0)	13666844 (100.0)	15816217 (100.0)

P: Provisional

Source: Department of Economic & Statistical Affairs, Haryana.

Figures in brackets shows the percentage to total.

Table 1.9 (A): Estimates of GFCF in Haryana At Constant Prices (2004-05)**(₹ in Lakh)**

Industry of use	2011-12	2014-15	2015-16	2018-19	2020-21	2021-22	2022-23	2023-24 (P)
Primary Sector	295791 (9.6)	434605 (12.0)	479952 (12.4)	738697 (16.0)	827323 (16.5)	855758 (15.5)	1042270 (16.7)	1083181 (15.1)
Secondary Sector	1855210 (59.9)	1998834 (55.3)	2064183 (53.1)	2347356 (50.9)	2537675 (50.7)	2793453 (50.7)	3118801 (49.9)	3620826 (50.6)
Tertiary Sector	944829 (30.5)	1182378 (32.7)	1341006 (34.5)	1524087 (33.1)	1641100 (32.8)	1865539 (33.8)	2089509 (33.4)	2452903 (34.3)
Total	3095830 (100.0)	3615817 (100.0)	3885141 (100.0)	4610140 (100.0)	5006098 (100.0)	5514750 (100.0)	6250580 (100.0)	7156910 (100.0)

P: Provisional

Source: Department of Economic & Statistical Affairs, Haryana.

Figures in brackets shows the percentage to total.

Gross Fixed Capital Formation by Type of Institutions

1.33 By type of Institutions, the estimates of Gross Fixed Capital Formation have been prepared by Public Sector and Private Sector. The Public Sector has been further segregated into Public Administration, Departmental Enterprises and Non-Departmental Enterprises. The estimated Gross Fixed Capital Formation in Haryana by type of Institution at Current and Constant Prices is presented in **Table 1.10 and 1.10 (A)**.

Table 1.10: Estimates of GFCF in Haryana at Current Prices**(₹ in Lakh)**

Type of Institutions	2011-12	2014-15	2015-16	2018-19	2020-21	2021-22	2022-23	2023-24 (P)
Public Sector	1695602 (35.4)	2191321 (33.5)	2258420 (31.8)	2916010 (31.0)	2878638 (27.5)	3641752 (30.5)	4587803 (33.6)	5720241 (36.2)
Private Sector	3099223 (64.6)	4344428 (66.5)	4853223 (68.2)	6496961 (69.0)	7607829 (72.5)	8313707 (69.5)	9079041 (66.4)	10095976 (63.8)
Total	4794825 (100.0)	6535749 (100.0)	7111643 (100.0)	9412971 (100.0)	10486467 (100.0)	11955459 (100.0)	13666844 (100.0)	15816217 (100.0)

P: Provisional

Source: Department of Economic & Statistical Affairs, Haryana.

Figures in brackets shows the percentage to total.

Table 1.10 (A): Estimates of GFCF in Haryana at Constant Prices (2004-05)**(₹ in Lakh)**

Type of Institutions	2011-12	2014-15	2015-16	2018-19	2020-21	2021-22	2022-23	2023-24 (P)
Public Sector	1101546 (35.6)	1271815 (35.2)	1284099 (33.1)	1484169 (32.2)	1483386 (29.6)	1718319 (31.2)	2061868 (33.0)	2522621 (35.2)
Private Sector	1994284 (64.4)	2344002 (64.8)	2601042 (66.9)	3125971 (67.8)	3522712 (70.4)	3796431 (68.8)	4188712 (67.0)	4634289 (64.8)
Total	3095830 (100.0)	3615817 (100.0)	3885141 (100.0)	4610140 (100.0)	5006098 (100.0)	5514750 (100.0)	6250580 (100.0)	7156910 (100.0)

P: Provisional

Source: Department of Economic & Statistical Affairs, Haryana.

Figures in brackets shows the percentage to total.

Gross Fixed Capital Formation by type of Assets

1.34 For compiling the GFCF estimates by type of assets, fixed assets have been categorized into six items viz. (i) buildings (ii) roads and bridges (iii) other construction (iv) plant and machinery (v) transport equipment and (vi) other equipment (including furniture and fixtures). The estimated Gross Fixed Capital Formation in Haryana by type of Institution at Current and Constant Price is presented in **Table 1.11 and 1.11(A)**.

Table 1.11: Estimates of GFCF in Haryana at Current Prices

Year	Buildings	Roads & Bridges	Other Construction	Plants & Machinery*	Transport Equipment	Total GFCF
2017-18	5123413 (59.5)	277157 (3.2)	416359 (4.8)	2638699 (30.7)	150509 (1.8)	8606137 (100.0)
2018-19	5591482 (59.4)	505641 (5.4)	467696 (5.0)	2630643 (27.9)	217509 (2.3)	9412971 (100.0)
2019-20	5627776 (56.9)	577323 (5.8)	379774 (3.8)	3087862 (31.2)	222607 (2.3)	9895342 (100.0)
2020-21	5287286 (50.4)	439550 (4.2)	493520 (4.7)	4088315 (39.0)	177796 (1.7)	10486467 (100.0)
2021-22	5736033 (48.0)	709795 (5.9)	590276 (5.0)	4702327 (39.3)	217028 (1.8)	11955459 (100.0)
2022-23	6376404 (46.7)	773653 (5.7)	770689 (5.6)	5483132 (40.1)	262966 (1.9)	13666844 (100.0)
2023-24 (P)	7382327 (46.7)	978397 (6.2)	766252 (4.8)	6370447 (40.3)	318794 (2.0)	15816217 (100.0)

Table 1.11 (A): Estimates of GFCF in Haryana at Constant Prices (2004-05)

Year	Buildings	Roads & Bridges	Other Construction	Plants & Machinery *	Transport Equipment	Total GFCF
2017-18	2364621 (53.2)	113635 (2.6)	190777 (4.3)	1677354 (37.7)	97854 (2.2)	4444241 (100.0)
2018-19	2416021 (52.4)	204217 (4.4)	210941 (4.6)	1638297 (35.5)	140664 (3.1)	4610140 (100.0)
2019-20	2247124 (46.9)	234678 (4.9)	163698 (3.4)	1992968 (41.6)	153742 (3.2)	4792210 (100.0)
2020-21	1808795 (36.1)	161125 (3.2)	201658 (4.0)	2714697 (54.3)	119823 (2.4)	5006098 (100.0)
2021-22	1880136 (34.1)	252236 (4.6)	226856 (4.1)	3010059 (54.6)	145463 (2.6)	5514750 (100.0)
2022-23	2007054 (32.1)	255923 (4.1)	248369 (4.0)	3565205 (57.0)	174029 (2.8)	6250580 (100.0)
2023-24 (P)	2352559 (32.9)	317458 (4.4)	241872 (3.4)	4036931 (56.4)	208090 (2.9)	7156910 (100.0)

*Items of other equipments are included under "Plants & Machinery"

P: Provisional

Source: Department of Economic & Statistical Affairs, Haryana.

Figures in brackets shows the percentage to total.

PRICE SITUATION

1.35 For assessing the price situation in the State, the Department of Economic & Statistical Affairs, Haryana collects regular information relating to weekly retail prices, fortnightly rural retail prices, weekly wholesale prices for agricultural commodities and quarterly house rent data besides prepares the Wholesale Price Index of 20 selected agricultural commodities and Consumer Price Index (CPI) for Rural Haryana & Working Class.

Wholesale Price Index (WPI)

1.36 Wholesale Price Index (WPI): The Wholesale Price Index of 20 selected agricultural commodities (Base Agri. Year 1980-81=100) of the State from 2020-21 to 2024-25 is shown in **Table 1.12**. It has increased from 1785.0 in 2023-24 to 1879.7 in 2024-25, showing an increase of 5.3 percent. This increase was 5 percent and 3.5 percent respectively during the year 2022-23 and 2023-24 over the previous years.

Table 1.12: Year-wise Wholesale Price Index of 20 Selected Agricultural Commodities in Haryana

Year	Index (Base Year 1980-81=100)
2020-21	1570.5
2021-22	1642.9
2022-23	1724.4
2023-24	1785.0
2024-25	1879.7

Source: Department of Economic and Statistical Affairs, Haryana.

1.37 The month-wise WPI from December, 2024 to December, 2025 is shown in **Table 1.13**. The WPI raised from 1,871.4 in December, 2024 to 1958.6 in December, 2025 registering an increase of 4.7 percent. This rise is mainly attributed to increase in prices of grains, cotton and other crops.

Table 1.13: Monthly Wholesale Price Index of 20 Selected Agricultural Commodities in Haryana

Month	Index (Base Year 1980-81=100)
December, 2024	1871.4
January, 2025	1899.65
February, 2025	1898.39
March, 2025	1900.72
April, 2025	1911.72
May, 2025	1909.86
June, 2025	1919.44
July, 2025	1926.85
August, 2025	1931.25
September, 2025	1939.22
October, 2025	1947.48
November, 2025	1953.69
December, 2025	1958.61

Source: Department of Economic & Statistical Affairs, Haryana.

Consumer Price Index (Rural)

1.38 Consumer Price Index (Rural): This Index measures the changes in the price level of consumer goods and services purchased by households over a period of time. The main objective of computing this Index is to measure the movement of retail prices on general level of selected essential commodities that are in the consumption of an average rural household in the State. Prices are collected fortnightly from 23 villages from different parts of State.

1.39 Consumer Price Index (Rural): CPI (Rural) of Food Group has shown a growth of 4.62 percent during 2024-25 as compared to 2.21 percent during 2023-24 and General Group by 4.74 percent during 2024-25 as compared to 5.42 percent during 2023-24. Year-wise CPI-Rural from 2020-21 to 2024-25 is shown in **Table 1.14**.

Table 1.14: Year-wise Consumer Price Index-Rural in Haryana.**(Base Year 1988-89=100)**

Year	Food Index	General Index
2020-21	918	849
2021-22	963	892
2022-23	995	941
2023-24	1017	992
2024-25	1064	1039

Source: Department of Economic & Statistical Affairs, Haryana.

1.40 The month-wise details of CPI-Rural in the State, from December, 2024 to December, 2025 is shown in **Table 1.15**. This Index was 1033 in December, 2024 and rose to 1087 in December, 2025, which shows an increase of 5.23 percent.

Table 1.15: Monthly Consumer Price Index- Rural in Haryana**(Base Year 1988-89=100)**

Month	Index
December, 2024	1033
January, 2025	1043
February, 2025	1049
March, 2025	1056
April, 2025	1057
May, 2025	1060
June, 2025	1062
July, 2025	1067
August, 2025	1075
September, 2025	1076
October, 2025	1079
November, 2025	1082
December, 2025	1087

Source: Department of Economic & Statistical Affairs, Haryana.

Consumer Price Index for Working Class: CPI (IW)

1.41 Consumer Price Index for Working Class: CPI (IW) measures the relative change over time in the level of retail prices of a fixed set of goods and services consumed by an average working class family. It is compiled with new Base Year 2016=100 by taking into account the weighted average of the monthly indices of six centres namely Ambala, Bahadurgarh, Hisar, Rewari, Panipat and Sonipat. The year-wise CPI (IW) of the State from 2021 to 2025 is shown in **Table 1.16**.

Table 1.16: Year-wise Average Consumer Price Index (IW) in Haryana**(Base Year 1982=100)**

Year	Index
2021	121.5
2022	128.4
2023	135.3
2024	141.3
2025	145.8

*Base Year 2016=100

Source: Department of Economic & Statistical Affairs, Haryana.

1.42 The month-wise details of CPI (IW) in the State, from December, 2024 to December, 2025 is shown in **Table 1.17**. Consumer Price Index for Working Class is

compiled with Base Year 2016=100 by taking into account the weighted average of the monthly indices of six centres namely Ambala, Bahadurgarh, Hisar, Rewari, Panipat and Sonipat. It was 143.8 in December, 2024 and rose to 148.3 in December, 2025 shows an increase of 3.13 percent.

Table 1.17: Monthly Consumer Price Index (IW) in Haryana

(Base Year 2016=100)

Month	Index
December, 2024	143.8
January, 2025	143.3
February, 2025	142.9
March, 2025	143.3
April, 2025	144.0
May, 2025	144.6
June, 2025	146.1
July, 2025	146.8
August, 2025	147.1
September, 2025	147.4
October, 2025	147.8
November, 2025	148.2
December, 2025	148.3

*Base Year 2016=100

Source: Department of Economic & Statistical Affairs, Haryana.

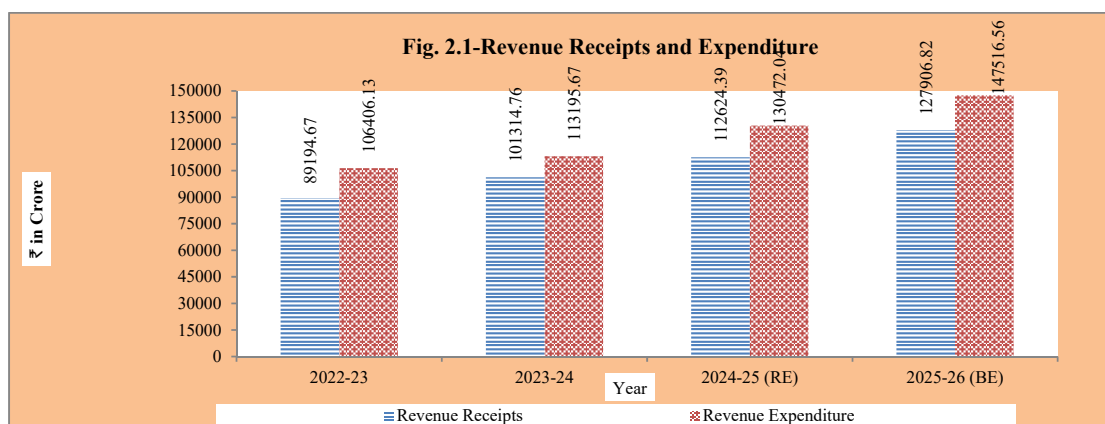
PUBLIC FINANCE, BANKING & CREDIT, FINANCIAL INCLUSION AND EXCISE & TAXATION

Haryana is one of the most progressive States in the country. It has been a pioneer State in carrying out fiscal reforms and our fiscal management is reckoned as one of the best in the country. Public finance relates to the collection of taxes by the Government from those who benefit from the provision of public goods and the use of those tax funds towards production and distribution of public goods. Resource generation, resource allocation and expenditure management (resource utilization) are the essential components of a public financial management system. The purview of public finance is considered to be three fold namely; efficient allocation of resources, distribution of income, and macro-economic stabilization.

2.2 The fiscal parameters of the State such as fiscal deficit and Debt to Gross State Domestic Product (GSDP) ratio are within the limits prescribed by the Central Finance Commission and Government of India, which indicate prudent fiscal management. As per the Revised Estimates for the year 2024-25, State is able to keep fiscal deficit at 2.68 percent of GSDP which is much below the prescribed limit of 3 percent of GSDP as prescribed by the Central Finance Commission. Similarly, as per Revised Estimates for the year 2024-25, the debt to GSDP ratio has also been maintained at 26.13 percent which is again much below the norm of 32.80 percent. As per the Budget Estimates for the year 2025-26, the fiscal deficit is estimated at 2.67 percent to GSDP, which is within the stipulated limits prescribed by the Central Finance Commission.

REVENUE RECEIPTS AND REVENUE EXPENDITURE

2.3 The Revenue Receipts and Revenue Expenditure of the State from 2022-23 to 2025-26 (BE) are shown in **Fig. 2.1 and Annexures 2.1 & 2.2**. The Revenue Receipts comprise State's Own Tax and Non-Tax Revenue, share in Central Taxes and Grant-in-Aid from the Centre. As per Budget Estimates of 2025-26, the Revenue Receipts of the Govt. of Haryana are expected to be ₹ 1,27,906.82 crore as against the estimated Revenue Expenditure of ₹ 1,47,516.56 crore. The Revenue Receipts of the State Govt. was ₹ 1,12,624.39 crore as against the Revenue Expenditure of ₹ 1,30,472.04 crore in 2024-25 (RE). It was ₹ 1,01,314.76 crore as against the Revenue Expenditure of ₹ 1,13,195.67 crore in 2023-24.



Total Tax

2.4 The tax position of Haryana State from 2022-23 to 2025-26 (BE) is given in **Table 2.1**. Total tax comprises (i) State's Own Tax Revenue (OTR) and (ii) State's Share in Central Taxes (SCT). The State's OTR is expected to increase from ₹ 62,960.80 crore in 2022-23 to ₹ 92,233.71 crore in 2025-26 (BE) whereas State's SCT is expected to increase from ₹ 10,378.00 crore in 2022-23 to ₹ 15,547.32 crore in 2025-26 (BE). The total tax of the State including both OTR and SCT is expected to increase from ₹ 73,338.80 crore in 2022-23 to ₹ 1,07,781.03 crore in 2025-26 (BE).

Table 2.1: Tax Position of the State

Year	(₹ in Crore)		
	State's Own Tax Revenue (OTR)	Share in Central Taxes (SCT)	Total Tax
2022-23	62960.80	10378.00	73338.80
2023-24	72511.06	12345.35	84856.41
2024-25 (RE)	81944.08	14065.65	96009.73
2025-26 (BE)	92233.71	15547.32	107781.03

RE: Revised Estimates, BE: Budget Estimates

Source: State Budget Documents.

Own Tax Revenue

2.5 The contribution of Sales Tax in Own Tax Revenue is estimated at ₹ 12,750 crore in 2025-26 (BE) as compared to ₹ 11,800 crore in 2024-25 (RE). Sales tax is estimated to increase by 8.05 percent in 2025-26 (BE) over 2024-25 (RE). The contribution of SGST in own tax revenue is estimated at ₹ 42,021 crore in 2025-26 (BE) as compared to ₹ 37,500 crore in 2024-25 (RE) showing an increase of 12.06 percent in 2025-26 (BE) over 2024-25 (RE). The contribution of State Excise is estimated at ₹ 14,063.91 crore in 2025-26 (BE) as compared to ₹ 12,650 crore in 2024-25 (RE) showing an increase of 11.18 percent in 2025-26 (BE). The contribution of Stamps and Registration is estimated at ₹ 16,555.30 crore in 2025-26 (BE) as compared to ₹ 14,048.96 crore in 2024-25 (RE) (**Annexure 2.1**).

Share in Central Taxes

2.6 The transfer from the Centre mainly consists of State's Share in Central Taxes, grant for centrally sponsored schemes, grant under the award of Central Finance Commission and other grants. The Share in Central Taxes is estimated at ₹ 15,547.32 crore in

2025-26 (BE) as against ₹ 14,065.65 crore in 2024-25 (RE). It shows that Share in Central Taxes is likely to increase by 10.53 percent in 2025-26 (BE) over 2024-25 (RE).

Grant-in-Aid

2.7 The Grant-in-Aid received by the State is shown in **Table 2.2**. Apart from the valuable amount received from Central taxes, the Finance Commission has made recommendations regarding Grant-in-Aid to the States for specific purpose. The State is expected to receive the amount of ₹ 9,791.54 crore as Grant-in-Aid in 2025-26 (BE) as against ₹ 7,843.05 crore in 2024-25 (RE). It indicates that Grant-in-Aid is likely to increase by 24.84 percent in 2025-26 (BE) over 2024-25 (RE).

Table 2.2: Grant-in-Aid received from the Central Government

(₹ in Crore)

Year	Amount Received
2022-23	7113.26
2023-24	8355.37
2024-25 (RE)	7843.05
2025-26 (BE)	9791.54

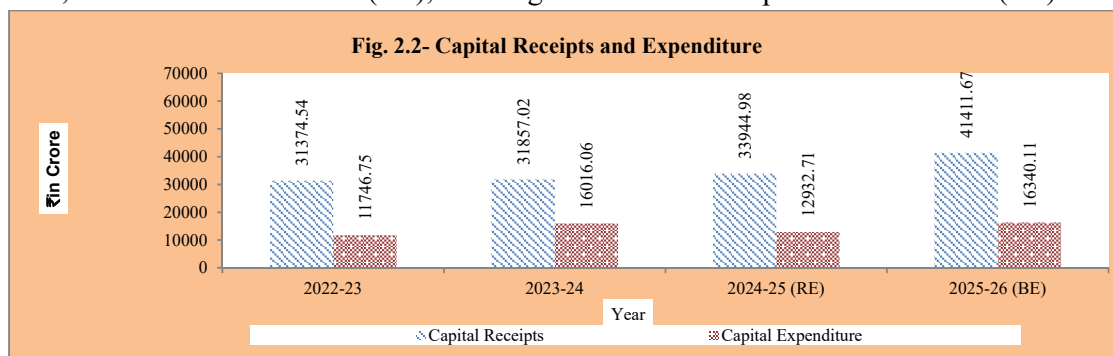
RE - Revised Estimates, BE- Budget Estimates

Source: State Budget Documents.

CAPITAL RECEIPTS AND CAPITAL EXPENDITURE

Capital Receipts

2.8 The Capital Receipts and Capital Expenditure of the State from 2022-23 to 2025-26 (BE) are shown in **Fig. 2.2 and Annexure 2.1 & 2.2**. The Capital Receipts consist of three parts (i) recovery of loans (ii) misc. Capital Receipts and (iii) borrowing and other liabilities. The Capital Receipts are estimated at ₹ 41,411.67 crore in 2025-26 (BE) as against ₹ 33,944.98 crore in 2024-25 (RE), showing an increase of 22 percent in 2025-26 (BE).



Capital Expenditure

2.9 The Capital Expenditure consisting of capital outlay and lending (disbursement of loans and advances) results in the creation of assets. The Capital Expenditure of the State is estimated at ₹ 16340.11 crore in 2025-26 (BE) as against ₹ 12,932.71 crore in 2024-25 (RE) (**Annexure 2.2**).

2.10 The total developmental expenditure to be incurred on social services like education, medical & public health, water supply & sanitation, social security & welfare, labour & employment, etc. and economic services like agriculture & allied activities, irrigation & flood control, power industries, transport, rural development, etc. is estimated at

₹ 1,06,831.64 crore in 2025-26 (BE) as against ₹ 90,935.20 crore in 2024-25 (RE), indicating an increase of 17.48 percent.

2.11 The total non-developmental expenditure to be incurred on administrative services, organs of State, fiscal services, interest payments, pensions, miscellaneous general services etc. is estimated at ₹ 57,025.03 crore in 2025-26 (BE) as compared to ₹ 52,469.55 crore in 2024-25 (RE). The total non-developmental expenditure is estimated to increase by 8.68 percent in 2025-26 (BE) over 2024-25 (RE).

Financial Position

2.12 The revenue account is estimated to show a deficit of ₹ 20,599.75 crore in 2025-26 (BE) as against the deficit of ₹ 17,847.68 crore in 2024-25 (RE). The net deposits of small savings, provident fund etc. are estimated to show a surplus of ₹ 63.96 crore in 2025-26 (BE) as compared to ₹ 89.50 crore in 2024-25 (RE) (**Annexure 2.3**).

BUDGETARY EXPENDITURE OF STATE GOVERNMENT AS PER ECONOMIC CLASSIFICATION

2.13 In order to secure legislative control, administrative accountability and auditing of any act of spending, the expenditure in the Govt. Budget is generally classified department-wise. The Govt. budgetary transactions are significant only in terms of meaningful economic categories such as consumption expenditure, capital formation etc. and so they have to be sorted out, re-classified and re-grouped. Budget can broadly be divided into Administrative Departments and Departmental Commercial Undertakings. Administrative Departments are Govt. agencies for the implementation of social and economic policy of the Govt., whereas Departmental Commercial Undertakings are un-incorporated enterprises owned, controlled and run directly by the Govt.

2.14 The Economic Classification of the Budget which classifies the budgetary transactions in significant economic categories places the total expenditure at ₹ 1,63,990.60 crore during the year 2025-26 (BE) as compared to ₹ 1,45,844.71 crore in 2024-25 (RE) showing an increase of 12.44 percent (**Annexure 2.4**).

2.15 The consumption expenditure of the State Govt. is estimated at ₹ 56,128.47 crore in 2025-26 (BE) as against ₹ 51,860.20 crore in 2024-25 (RE). It shows that consumption expenditure is likely to increase by 8.23 percent in 2025-26 (BE) over 2024-25 (RE).

2.16 State's Gross Capital Formation i.e. investment on buildings, roads & other construction, purchase of vehicles and machinery & equipment's by Administrative Departments and Departmental Commercial Undertakings is estimated at ₹ 13,467.54 crore in 2025-26 (BE) as against ₹ 10,775.15 crore in 2024-25 (RE). In addition to the Gross Capital Formation, the State Govt. also provides financial assistance to other sectors of the economy for capital formation through capital transfers, loans & advances and purchasing financial assets.

INSTITUTIONAL FINANCE

2.17 Institutional Finance is essential for any development programmes. To support this, the State Government encourages banks to focus more on agriculture and poverty reduction initiatives. The Institutional Finance available through Commercial, Cooperative Banks and other term lending institutions reduces pressure on the budgetary resources of the State Government.

2.18 The total number of Commercial Banks (CBs) and Regional Rural Banks (RRBs) branches working in the State as on September, 2025 was 5,582. The total deposits of CBs and RRBs increased to ₹ 8,68,918 crore in September, 2025. Similarly, total advances in the State increased to ₹ 7,69,537 crore in September, 2025. Credit-Deposit (CD) Ratio is a significant indicator of credit flow for accelerating economic development of the State. The CD Ratio in the State has slightly increased to 89 percent in September, 2025 as compared to 87 percent during the corresponding period of last year.

State Annual Credit Plan

2.19 Annual Credit Plan of the State for the current year 2025-26 envisages a credit lending of ₹ 1,56,813 crore. The targets up to September, 2025 for 2025-26 are increased by 36 percent as compared to those for the year 2024-25. Overall achievement under State Annual Credit Plan 2025-26 stood at ₹ 1,89,700 crore up to September, 2025 against the target of ₹ 1,56,813 crore which was 121 percent of the annual target (**Table 2.3**).

Table 2.3: Annual Credit Plan of Haryana for 2025-26

(₹ in Crore)

Sector	Pro-Rata Target 2025-26	Achievement (upto 30.09.2025)	Percentage Achievement
Agriculture & Allied	56101.00	55279.00	99
Micro, Small & Medium Enterprises	90341.00	130476.00	144
Other Priority Sector	10371.00	3945.00	38
Total	156813.00	189700.00	121

Source: Convener Bank, Punjab National Bank.

2.20 The performance of banks regarding credit lending to agriculture & allied sectors is satisfactory. Against the pro-rata target upto September, 2025 of ₹ 56,101 crore, the achievement up to September, 2025 was ₹ 55,279 crore i.e. 99 percent. A significant difference in the improvement can be seen here. In the micro, small & medium enterprises, the performance was tremendous achievement. The banks disbursed ₹ 1,30,476 crore against the annual target of ₹ 90,341 crore which is 144 percent of the target. In the other priority sector banks disbursed ₹ 3,945 crore against the target of ₹ 10,371 crore which is 38 percent of the target.

Bank-wise Performance of CBs and RRBs

2.21 Under Annual Credit Plan Haryana, for the year 2025-26, Commercial Banks and RRBs disbursed ₹ 1,83,518 crore upto September, 2025 against the target of ₹ 1,47,507 crore which is 124 percent of target. Advances by CBs and RRBs during 2025-26 is given in **Table 2.4**.

Table 2.4: Disbursement by Commercial Banks and RRBs in Haryana during 2025-26

(₹ in Crore)

Sector	Pro-Rata Target 2025-26	Achievement (upto 30.09.2025)	Percentage Achievement
Agriculture & Allied	48075.00	50001.00	104
Micro, Small & Medium Enterprises	89597.00	130420.00	146
Other Priority Sector	9835.00	3097.00	31
Total	147507.00	183518.00	124

Source: Convener Bank, Punjab National Bank.

2.22 The CBs and RRBs disbursed the highest advances of ₹ 1,30,420 crore in micro & small enterprises followed by ₹ 50,001 crore in agriculture & allied sector and

₹ 3,097 crore in other priority sector. However, the percentage of achievement against the target was highest in micro small & medium enterprises sector (146 percent), followed by agriculture & allied sectors (104 percent), and other priority sector (31 percent).

Cooperative Banks

2.23 Haryana State Cooperative Apex Bank has disbursed ₹ 6,183 crore up to September, 2025 against the target of ₹ 8,240 crore which is 75 percent of the target. Sector-wise detail is given in **Table 2.5**.

Table 2.5: Disbursement by Co-operative Banks in Haryana during 2025-26 (up to Sept., 2025)
(₹ in Crore)

Sector	Pro-Rata Target 2025-26	Achievement (upto 30.09.2025)	Percentage Achievement
Agriculture & Allied	7227.00	5278.00	73
Micro Small & Medium Enterprises	546.00	57.00	10
Other Priority Sector	467.00	848.00	182
Total	8240.00	6183.00	75

Source: Convener Bank, Punjab National Bank.

THE HARYANA STATE CO-OPERATIVE AGRICULTURE AND RURAL DEVELOPMENT BANK LTD., PANCHKULA.

2.24 The Haryana State Cooperative Agriculture and Rural Development Bank Ltd. (HSCARDB), was set up on 1st November, 1966. At the time of establishment of the Bank, there were only 7 PCARDBs in the State, this number had risen to 70 PCARDBs which have been amalgamated into 19 DPCARDBs in the year 2008 and the existing PCARDBs at Tehsil and Sub-Tehsil level act as branches of these DPCARDBs.

2.25 Sector-wise performance of The Haryana State Cooperative Agriculture and Rural Development Bank Ltd. of last five years (2021-22 to 2025-26 up to 31.10.2025) is given in **Table 2.6**.

Table 2.6: Sector-wise Performances of HSCARDB Ltd.

Name of Schemes	2021-22		2022-23		2023-24		2024-25		2025-26 (up to 31.12.2025)	
	No.	Amt.	No.	Amt.	No.	Amt.	No.	Amt.	No.	Amt.
Minor Irrigation	412	1717.35	584	2533.40	443	1927.60	551	2692.15	529	2832.04
Farm Mechanisation	8	23.50	30	92.50	32	108.10	29	101.80	19	69.50
Land Development	173	721.15	305	1249.35	229	924.00	295	1380.55	284	1463.92
Dairy Development	96	288.44	175	586.55	93	306.10	121	411.45	174	730.05
Hort./Farm Forestry	168	800.60	158	724.20	129	646.30	167	799.50	193	994.40
Rural Housing	134	349.80	372	1044.40	181	621.30	148	473.15	114	469.70
Non-Farm Sector	420	1396.55	561	2042.32	393	1363.30	182	803.45	204	896.70
Purchase of Land	13	78.00	31	153.00	13	80.50	8	60.00	2	8.00
Rural Godowns	3	18.00	6	34.00	1	6.00	0	0.00	0	0.00
Others	73	197.00	113	359.00	76	226.30	137	414.15	103	357.75
Total	1500	5590.39	2335	8818.72	1590	6209.50	1638	7136.50	1622	7822.06

Source: Haryana State Cooperative Agriculture and Rural Development Bank.

Rate of Interest

2.26 The bank has fixed the rate of interest as 12.50 percent p.a. with effect from 06.02.2023 to be charged from the ultimate borrowers. The HSCARDB retains a margin of 3 percent p.a. only.

State Govt. Support

2.27 The State Government has provided financial assistance to HSCARDB Ltd. for further providing loans to farmers and to meet out its liabilities towards NABARD. During the current financial year 2024-25 the State Government has provided loans for worth ₹10 crore. The year wise detail of Loan and Grant-in-Aid is given in **Table 2.7**.

Table 2.7: Year-wise Financial Assistance to HSCARDB by State Govt.

(₹ in Crore)			
Year	Loans	Grand-in-Aid	Total
2011-12	70.00	0.00	70.00
2012-13	0.00	142.00	142.00
2013-14	0.00	107.00	107.00
2014-15	100.00	86.00	186.00
2015-16	Nil	Nil	Nil
2016-17	200.00	Nil	200.00
2017-18	150.00	100.00	250.00
2018-19	200.00	100.00	300.00
2019-20	100.00	100.00	200.00
2020-21	70.00	70.00	140.00
2021-22	75.00	84.00	159.00
2022-23	40.00	40.00	80.00
2023-24	32.00	0.00	32.00
2024-25	10.00	0.00	10.00
Total	1047.00	829.00	1876.00

Source: Haryana State Cooperative Agriculture and Rural Development Bank.

Progress under Timely Repayment Interest Subvention Scheme

2.28 “Timely Repayment Interest Subvention Scheme” of the State Govt. was launched in 2014 for the regular payee members of DPCARDs. Under this scheme the total number of 1,37,753 loanee farmers have availed the benefit of ₹ 111.22 crore from 25.08.2014 to 31.12.2024. The State Govt. has extended the scheme up to 31.03.2026.

One Time Settlement (OTS) Scheme for Loanee Members of DPCARDBS–2022

2.29 The Government of Haryana has launched the One Time Settlement Scheme (OTS)-2022 on 03.08.2022 for the loanee members of the District Primary Cooperative Agriculture and Rural Development Banks (DPCARDBs) to minimize the Non-Performing Assets (NPAs) and to provide relief to the borrowers of the Bank who have not been able to repay their dues for reasons beyond their control. “One Time Settlement Scheme” (OTS-2022) for the loanee members of the District Primary Cooperative Agriculture and Rural Development Banks was launched by the Government of Haryana on 03.08.2022 and extended up to 30.06.2024. Under this scheme the bank has recovered an amount of ₹ 402.92 crore after giving benefit of ₹ 175.27 crore to 11,750 loanee members. The State Government has extended this scheme on 09.12.2025 up to 31.03.2026. Under this scheme bank has recovered ₹ 51.71 crore from his loanee members up to 31.12.2025.

THE HARYANA STATE CO-OPERATIVE APEX BANK LTD. CHANDIGARH

2.30 The Short Term Coop. Credit Structure consisting of three tiers i.e. HARCO Bank at State level having 13 Branches and 2 Extension Counters at Chandigarh and Panchkula, 19 Central Co-operative Banks at district headquarters with their 572 branches & 27 Extension Counter, 803 PACS working across the State is catering to the financial needs of 30.80 lakh members who are residing mostly in rural areas of Haryana. The banks undertake various activities, including the mobilization of deposits and the raising of funds or borrowings from higher financing agencies such as the RBI/NABARD, State Govt. and NCDC on their own behalf and for their members. For the past 59 years, they have served their depositors and provided credit to members for agriculture, marketing, processing, consumption, manufacturing, trading, housing, transport, distribution and stocking etc.

HARCO BANK FINANCIAL POSITION

2.31 From the humble beginning in November 1966, this bank has grown into a sound financing institution of outstanding credit worthiness. It has working capital of ₹ 11,316.48 crore as on January, 2026 (**Table 2.8**). The following figures reveal its sound financial health.

Table 2.8: Financial Position of HARCO Bank

(₹ in Crore)						
Particulars	1966-67	2021-22	2022-23	2023-24	2024-25	January, 2026
Share Capital	0.53	376.98	379.02	341.64	322.67	322.77
Own Funds	0.82	1201.50	1332.66	1362.87	1395.29	1373.83
Deposits	1.16	3824.67	5280.27	4953.48	3436.86	3370.21
Borrowings	6.47	4674.04	5161.55	5217.14	6671.98	6411.62
Loan Issued	5.75	7600.00	5134.77	6974.86	6915.02	6223.51
Loan O/S	7.47	7148.24	7509.90	8125.12	8275.30	7705.48
Profit/Loss	0.04	67.84	88.52	61.25	82.89	-
Recoveries%	97.49	99.91	99.95	99.96	99.95	-
Total Overdue as% to Loan Outstanding	-	0.09	0.06	0.03	0.03	-
NPAs%	-	0.09	0.06	0.05	0.06	-
Wkg. Capital	8.60	9847.28	11924.00	11849.01	11749.85	11316.48

Source: HARCO Bank.

Table 2.9: The comparative position of advances made by the Central Cooperative Banks Crop-wise advances Kharif and Rabi Crops during last five years are as under:

(i) KHARIF CROPS

(₹ in Crore)						
Year	Targets			Achievements		
	Cash	Kind	Total	Cash	Kind	Total
2021	6189.67	365.42	6555.09	5860.85	239.55	6100.40
2022	6446.96	263.50	6710.46	6579.02	203.13	6782.15
2023	7089.00	231.16	7320.16	5927.71	198.57	6126.28
2024	6522.00	218.00	6740.00	5894.01	187.01	6081.02
2025	6635.00	218.35	6853.35	6161.87	161.69	6323.56

(ii) RABI CROPS**(₹ in Crore)**

Year	Targets			Achievements		
	Cash	Kind	Total	Cash	Kind	Total
2021-22	6930.20	419.46	7349.66	5663.64	131.83	5795.47
2022-23	7185.00	428.00	7613.00	4274.78	188.36	4463.14
2023-24	7265.00	408.00	7673.00	5768.18	190.87	5959.05
2024-25	7378.74	416.53	7795.27	5983.26	195.42	6178.68
2025-26	6650.00	22.35	6872.35	4006.34	174.00	4180.34 (upto Jan.,2026)

Source: HARCO Bank.

Revolving Cash Credit Scheme & Deposit Guarantee Scheme

2.32 For the benefit of farmers, 11.49 lakh Kisan Credit Cards have been issued and the DCCBs have achieved the 100 percent target for issuing KCC up to March, 2025. To meet all types of loan requirements of the farmers for non-agricultural purposes, limit up to ₹ 7 lakh is being provided under Revolving Cash Credit Scheme. In the interest of Rural inhabitants, a Deposit Guarantee Scheme for PACS has been implemented from 01.11.2005. Under this scheme, deposit up to ₹ 50,000 of the members are guaranteed by the bank.

2.33 Implementation of Interest Subvention Schemes of Govt. of India and State Govt. for timely repayment of loans by members of PACS.**Interest Subvention Scheme of Govt. of India.**

(i) Interest subvention @ 3 percent is being provided by Government of India to the farmers who availed crop loans and made repayments of thereof on or before due dates. Thus the effective rate of interest for the prompt payee farmers on Crop loans is 4 percent w.e.f. 01.04.2009. Under this scheme, interest relief of ₹ 1201.73 crore was provided to 5,31,652 prompt payee farmers.

State Interest Subvention Scheme-2014

(ii) Interest subvention @ 4 percent is being provided by State Govt. to prompt payee farmers since 01.09.2014, in addition to 3 percent interest subvention by Govt. of India. Interest relief of ₹ 1353.65 crore was provided to 5,31,652 prompt payee farmers by the State Govt. Thus, the effective rate of interest on crop loans is 'zero' percent for the prompt payee farmer (7-4-3=0 percent). This scheme is still operative.

Personal Accident Insurance Scheme for KCC Holders

2.34 Personal Accident Insurance Scheme has been implemented in the DCCBs since 2009. Under this scheme, insurance cover upto ₹ 50,000 is provided at a nominal insurance premium of ₹ 2.40. Of this amount, the KCC holder's share is only ₹ 0.80, with the remaining balance of ₹ 1.60 borne by the DCCBs. The scheme remains operational.

Social Security Pension/Allowances Schemes

2.35 District Central Coop. Banks in the State have been assigned the work of distribution of pension by Social Justice Empowerment Department of Haryana. Under this scheme 3,67,023 pension accounts have been opened and the pension is being disbursed through these banks. Distribution of pension through sales points of PACS is also being disbursed in some areas and District Central Coop. Banks have attained first position in the State amongst all Public and Private Sector Banks for this purpose.

Computerization

2.36 HARCO Bank and 19 District Central Cooperative Banks of the State and all their branches have core banking system. HARCO Bank is providing the facility of Paytm, Phonepe, GPay & other UPI apps.

Computerization of PACS

Under this scheme, initially computerization of 710 Primary Agricultural Cooperative Societies (PACS) has been completed so far, in which 624 PACS have been converted into e-PACS. Work on the remaining PACS is in progress.

New initiatives

2.37 After initiatives of the Ministry of Cooperation, Government of India, facilities are being provided by 749 Pradhan Mantri Kisan Samridhi Kendra, 464 Common Service Centers and 9 Jan Aushadhi Kendras in the state. In the State of Haryana, District Central Coop. Banks have been providing advanced loans to 686 Self Help Groups amounting to ₹ 7.39 crore and loans to 10,880 Joint Liability Groups amounting to ₹ 127.80 crore.

2.38 New Deposit Schemes Initiated by HARCO Bank

a) Amanat Yojana for our Daughter: This scheme is framed to help the parents for education and marriage of daughter, for Fixed Deposit the period will remain minimum five years and maximum ten years, whereas for Recurring Deposit this period will be minimum one year and maximum ten years. A total of 283 accounts have been opened under this scheme, in which an amount of ₹ 81,34,416 has been deposited.

b) Amanat Yojana for our beloved Boy: This Scheme is framed to help the parents for education of son, for Fixed Deposit the period will remain minimum five years and maximum ten years, whereas for Recurring Deposit this period will be minimum one year and maximum ten years. A total of 191 accounts have been opened under this scheme, in which an amount of ₹ 6,22,42,866 has been deposited.

c) Azadi Ka Mahostsav Deposit Scheme: Bank has started this Fixed Deposit Scheme for a period of 399 days at annual rate of interest of 7.25 percent p.a. along with additional rate of interest @ 0.50 percent for Senior Citizens and @ 0.75 percent for Super Senior Citizens. A total of 683 accounts have been opened under this scheme, in which an amount of ₹ 12,66,51,158 has been deposited.

TREASURIES AND ACCOUNTS

2.39 At present there are 24 District Level Treasuries and 81 Sub-Treasuries in the State which maintain the accounts of all receipts and payments relating to the consolidated funds and public accounts of the State and render accounts to the Principal Accountant General, Haryana twice a month. Treasuries and Accounts Department is a nodal department for Subordinate Accounts Services (SAS) cadre comprising Section Officers, Accounts Officers, Senior Accounts Officers, and Chief Accounts Officers. Accounts Training Institute (ATI), Panchkula conducts various training programmes for various categories of employees of the State Govt. Departments/Boards/Corporations from time to time. There are approximately 10,635 Drawing and Disbursing Officers (DDOs) from various departments interact with treasuries for the withdrawal (expenditure) and deposits (receipts) of funds from into the consolidated fund of the State. The department is implementing several e-Governance Projects.

Online Budget Allocation Monitoring & Analysis System (OBAMAS)

2.40 This application software was made functional with effect from 01.04.2010 and is running successfully. Under OBAMAS, all the budget activities are being done online such as preparation of budget, allocation and transfer of funds etc. Now, DDOs/Departments can incur expenditure as per the limit fixed by the Finance Department, thereby streamlining the expenditure.

e-Billing

2.41 e-Billing was introduced all over the State with effect from 01.04.2013 for preparing all types of bills. The process of generation and submission of bills to Treasury has been made completely automated. The process has improved operational efficiency at both DDO and treasury levels. Around 15,52,435 bills till 31st January, 2026 have been prepared by the DDOs using this system. Digital Signature has been introduced for preparing all kinds of bills. In order to bring transparency, payments are being made into the bank accounts of payees using Real Time Gross Settlement/National Electronic Fund Transfer (RTGS/NEFT). All state DDOs have been given facility to generate file for online e-TDS return through e-Billing system without the help of Chartered Accountant. After approval of Principal Accountant General (A&E) Haryana Paperless vouchers for salary payment have been started in the state w.e.f. 13.08.2020. Paperless vouchers for other bill categories are currently under active consideration by the Government.

e-GRAS

2.42 The Government Receipt Accounting System (e-GRAS) was implemented across the State with effect from November, 2013. All types of e-Challans are being generated by the Departments and the general public is using this electronic system. State Bank of India (SBI), Punjab National Bank (PNB), Central Bank of India (CBI), Industrial Development Bank of India (IDBI), Bank of Baroda (BOB) and Union Bank of India (UBI) have been authorized for receiving funds on behalf of State Government. The State Government has implemented the Payment Aggregator Services (Payment Gateway) with all the above banks. The State Government has also decided to implement e-Kubar of Reserve Bank of India for Payment & Receipt. 1,39,96,947 numbers of Challan amounting to ₹ 70,539.15 crore have been generated through this system upto 31.01.2026.

OTIS (Online Treasuries Information System)

2.43 Web OTIS has been implemented in all Treasuries and Sub-Treasuries with effect from 01.07.2013 and running successfully. Under this system, all the three stakeholders namely Concerned Treasury/Sub-Treasury, Treasury Bank and Principal Accountant General Office are integrated with the system. Accounts in the treasuries are being prepared automatically through this system and are submitted to PAG office twice a month. e-Stock module under OTIS has been implemented for creating online stock position of all kinds of physical stamp papers lying in Treasuries.

e-Post

2.44 In order to streamline the process of sanctioning of new posts in departments including those created by surrendering the existing ones, the e-Post Sanctioning Module was implemented across the State with effect from 23 May, 2014. All departments have been given the facility to send the proposal of creation of posts through this system. Existing strength has been entered in this system by all Departments.

e-Pension

2.45 e-Pension system was introduced with effect from 01st Oct, 2012. All pensioners whose PPOs received after 01.10.2012 are getting their pension through Pension Disbursement Cell (PDC) using e-Pension system on the 1st day of every month and the amount is transferred to their respective bank accounts through RTGS/NEFT. As on 31.01.2026 there are approximately 1,70,355 pensioners, out of which, 1,24,708 are ordinary pensioners and 45,647 are family pensioners receiving their pension from PDC/Treasuries/Sub-Treasuries. With the introduction of Jeevan Pramaan Patra (Digital Life Certificate), the pensioners can now visit any Treasury/Sub-Treasury for life certificate once a year in the month of November. Pensioners now can submit their savings/incomes through e-Pension for Income Tax purposes (old regime).

e-Stamping

2.46 e-Stamping system was implemented in Haryana with effect from 01.03.2017. In the e-Stamping system any citizen can generate (Non-Judicial) stamp paper online for denomination of higher than ₹ 100. Total number of 52,04,081 stamp paper for amounting to ₹ 11,262.17 crore were generated upto 31.01.2026.

Human Resource Management System (HRMS)

2.47 Human Resource Management System is a software in which the complete data of the regular employees are entered such as Service Book, ACR, Promotion, Leave, Transfer etc. This system was introduced with effect from June, 2016. This system has been integrated with e-Salary. Leave updation and ACP cases are also submitted through HRMS. Government has also decided to process transfer cases through this system. Government has also implemented HRMS in all Boards/Corporations of the State.

Public Finance Management System (PFMS)

2.48 Government of India has developed PFMS as an online management information and decision support system to monitor the Budget and Expenditure flow under the Centrally Sponsored Schemes, and Central Sector Schemes. The State has also constituted State Advisory Board, State Project Management Unit and District Project Management Unit. The State has completed integration of State Treasuries/Sub-Treasuries with PFMS and expenditure is being shared with Government of India and visible on PFMS to all stakeholders. Some State's schemes are also being implemented through this system. The State has also started implementing New Single Nodal Agency/Account (SNA) Model from the financial year 2021-22.

EXCISE & TAXATION DEPARTMENT, HARYANA

GST

2.49 Excise and Taxation Department is the highest revenue generating Department of the State. It has been more than 8 years of GST implementation and Haryana has successfully transitioned to Model-2 mode of GST implementation and all officers are successfully working on the Bo-Web portal developed by GSTN. With the 101st Constitutional Amendment, the VAT on sale of goods, except six non GST Goods, was subsumed in the GST. The department administers the HVAT Act qua these six goods i.e. Petroleum Crude, Petrol, Diesel, ATF, Natural Gas and Alcoholic liquor for human consumption. The Excise collection on liquor is also one of the major sources of revenue for

the State Govt. The Excise Policies of the State are framed in such a way that it focus on optimizing Govt. revenue as well as suitable for Public and their Health. The Department has regularly taken many steps in this direction. The Goods and Services Tax regime came into force w.e.f. 1st July, 2017. The Year-wise GST collection in the State of Haryana is given in below in **Table 2.10**.

Table 2.10: Collection detail of GST in Haryana

Financial Year						(₹ in Crore)			
	2020-21	2021-22	2022-23	2023-24	2024-25	% Age of Increase/decrease (2024-25 -2023-24)	2024-25 (upto 31-10-24)	2025-26 (upto 31-10-25)	% Age of Increase (2025-26 -2024-25)
1	2	3	4	5	6	$7 = \frac{(6-5)}{5 \times 100}$	8	9	$10 = \frac{(9-8)}{8 \times 100}$
SGST Collection	11960.16	15115.60	18142.48	20334.23	23285.04	14.51	13472.23	14962.00	11.06
(Provisional + Reversal) IGST Settlement + IGST Settlement (Reversal)	6117.18	8470.54	11781.47	14626.67	16535.07	13.05	9500.99	13475.59	41.83
Ad-hoc IGST	1445.15	1501.02	1027.57	-	-	-	-	-	-
Net SGST Collection	19522.49	25087.16	30951.52	34960.90	39820.11	13.90	22973.22	28437.59	23.79
SGST Compensation	9417.83	10302.47	2575.90	3505.00	1445.36	-58.76	-	-	-
Compensation Cess as loan	-	-	-	-	-	-	-	-	-
Total Collection as per Department in GST	28940.32	35389.63	33527.42	38465.90	41265.47	7.28	22973.22	28437.59	23.79

Source: Excise & Taxation Department, Haryana.

- The State has made Net SGST collection of ₹ 23,285.04 crore for the FY 2024-25. The collection of the State during aforesaid period for the previous FY 2023-24 was ₹ 20,334.23 crore thereby achieving a growth rate of 14.51 percent.
- The State has made Net SGST collection of ₹ 39,820.11 crore (SGST Collection + Provisional Settlement) for the FY 2024-25 as compared to Net SGST revenue of ₹ 34,960.90 crore in corresponding period of previous year i.e., FY 2023-24; thereby showing total growth 13.90 percent.
- The State has collected ₹ 14,962 crore SGST upto October, 2025. The corresponding value in previous FY was ₹ 13,472.23 crore, thereby achieving a growth of 11.06 percent.

- The State has collected ₹ 28,437.59 crore Net SGST post settlement upto October, 2025. The corresponding value in previous FY was ₹ 22,973.22 crore, thereby achieving a growth of 23.79 percent.
- The State of Haryana is ranked 1st among major States and 4th overall (after Dadra and Nagar Haveli, Daman & Diu, Sikkim and Goa) on the basis of total per capita GST collection amounting to ₹ 47,082.89 under all heads (SGST+ CGST+ IGST + Cess) for the year 2024-25.
- The State has made total GST collection ₹ 1,19,362 crore in the FY 2024-25 and has achieved a growth rate of 16 percent from previous year 2023-24. In the collection of 2024-25, Haryana has consolidated its position in GST collections, holding 5th place in 2024-25 amongst all States Nationwide.
- The registered taxpayer base in the State has increased up to 5.95 lakh approximately as on 31.10.2025, which has increased 143 percent from the date when GST come into force (2.45 lakh on 01.07.2017).
- **Return Compliance:** Approximately 97.95 percent GSTR-1 returns have been filed for the period April, 2025 to October, 2025 as per the GST portal.

MSME GST Facilitation Cell (MSME-GFC)

2.50 The Excise & Taxation Department launched MSME GST Facilitation Cell on 29.11.2024 at Vanijya Bhawan, Panchkula. The small entrepreneurs will be informed about tax-friendly measures and benefit under GST. This initiative is designed to foster collaborative approach between the Department and micro, small and medium enterprises in Haryana, helping them navigate GST compliance with ease. The establishment of these Facilitation Cells reflect the Govt. of Haryana's commitment to support small and new businesses. By providing targeted support, guidance, and a forum for addressing GST-related issues, these cells aim to create a favourable environment for business growth and contributing to the State's economic development.

Start-Up GST Facilitation Cell (SUGFC)

2.51 The Excise & Taxation Department launched Start-Up GST Facilitation Cell on 29.11.2024 at Sansadhan Bhawan, Gurugram. The primary purpose of this GST Facilitation Cell is to provide support to start-ups, ensuring that start-ups receive end-to-end support for GST compliance, from registration to return filing and other GST related issues. The new entrepreneurs will be informed about tax-friendly measures, and benefits under GST. Challenges related to GST compliance will be addressed within the ambit of the law.

Regular Meetings with Concerned Stakeholders

2.52 It has been decided by the Excise & Taxation Department to conduct a meeting of Trade Associations, Tax Bar Associations, Chartered Accountant Associations and Other Relevant Stakeholders every second Friday of the month at Range and District level to foster confidence building, enhance coordination and cooperation, effective implementation of rules and regulations.

Tax Policy & Research Unit (TPRU)

2.53 The department has set up TPRU (Tax Policy & Research Unit) w.e.f. 1st January, 2024 with an aim to empower decision makers, operations and the compliance team with actionable acumen & to generate data-based insights and analytics from various sources. The

Unit assists the department with advisory services in various critical tax matters in the areas of policy making, intelligence gathering & reporting, updating knowledge bank, detecting tax evasion, ensuring tax compliance, data analytics & monitoring the performance of field units. TPRU has generated Intelligence notes and Monthly/Yearly series reports comprising of details related to various risky taxpayers. As on 31st October, 2025, 49 Intelligence notes (approx. 4,700 taxpayers) and 57 series reports (consisting of 7,359 taxpayers) have been prepared, which have been sent to field functionaries for taking action as per the GST law on the taxpayers mentioned therein. To empower policy decision-makers, operations & the compliance team with actionable insights and to equip the Department with data-based Insights (based on the inputs) available from various sources such as BIFA, BO Portal etc., the Tax Research Unit (TRU) has been decided to be replaced by the Tax Policy and Research Unit (TPRU) in the Department. Ernst & Young LLP has been selected as the consultants to provide advisory services to Tax Policy and Research Unit (TPRU) in the Department to encompass and help in shoring up the process of policy decisions, enrichment of knowledge and skill level, development of knowledge bank by regularly preparing and updating policy papers on all critical tax related matters.

2.54 Training of Officers/Officials of the Department

- The department has signed an MoU with NADT-RC Lucknow, on 12.09.2025 to impart trainings to officers/officials of the department on various topics under GST law.
- The department has signed an MoU with NACIN, Chandigarh on 15.02.2024 to impart trainings such as induction trainings, in-service trainings, refresher courses etc. to officers/officials of the department on various topics under GST law.
- A physical training for GST prime was imparted by NIC for master trainers in Sector-17, Chandigarh in the month of May, 2024. Further, an online training on usage of the E-way bill portal was imparted by NIC in the month of June, 2024 for officers of AETO & above rank.
- Residential training of newly recruited Taxation Inspectors were conducted at NACIN Faridabad and 4 batches of 30 Taxation Inspectors in each batch completed 6 weeks residential training on GST law up to October, 2025.
- The department organizes various online technical trainings related to BIFA, BO-Web portal for officers/officials from time to time since migration to Model-2 system, which are imparted by GSTN.
- The department organizes weekly subject based webinars for the officers under the Flagship program of NACIN, Bhopal i.e. “HAR BUDHVAR GST VAR”.

Haryana State GST Intelligence Unit

2.55 To curb supply of goods/services without bills and similarly to counter menace of fake invoicing, the department established Haryana State GST Intelligence Unit (HSGST-IU) on 22.03.2021 comprising the best officers of the State. The unit has recently been revamped and 11 new officers have been inducted, relieving the earlier ones. The Unit functions under the aegis of the Additional Commissioner (IU) under the overall guidance by the Excise and Taxation Commissioner. From a total of 849 cases assigned to HSGST-IU, an amount of ₹ 406.63 crore has been recovered including cash and ITC by the unit till March, 2025.

Rationalization of Tax Structure under GST

2.56 The four-slab rate of tax structure under GST was rationalized on the recommendations of the GST Council in its 56th Meeting. GST rate structure was simplified by reducing the four tax slab system to two slab system wherein tax slabs of 28 percent and 12 percent were removed. Now, only certain demerit and luxury items like tobacco products, aerated beverages, luxury cars etc. are taxed @40 percent. The rate rationalization was made effective from 22nd September, 2025. It has significantly reduced tax burden on the consumers. The rates of tax of about 315 items were reduced as part of the rate rationalization. It has given a new impetus to the economic activities in the State.

Making Major Structural Reforms in the Excise Policy:

2.57 In the State, the excise policy year will now be linked with the financial year. This policy will be applicable from 12th June, 2025 to 31th March, 2027, i.e. for 21 months and 19 days. After which all future policies will be operated as per the April to March financial year. Under this policy, a Revenue target of ₹ 14,064 crore has been set for the financial year 2025-26 and till 31.10.2025, the department has collected Revenue of ₹ 8,210.64 crore.

- The department has taken a major initiative to install CCTV cameras in all distilleries/bottling plants and breweries, which are directly linked to the office of the Excise and Taxation Commissioner. Real Time footage covering all distilleries is available 24*7.
- The Excise Department has introduced QR code based track and trace system on regular basis in all distilleries, bottling plants and for wholesalers from 01.08.2024.
- Installation of flow meters in distilleries has been made mandatory which will measure the actual quantity of alcohol produced.

Transit Slip System: To regulate vehicles carrying liquor destined for other States/Union Territories and transiting through the State of Haryana, such vehicles will be required to carry a transit slip along with other necessary documents issued by the Excise Department of the consignor/consignee States. This system has been implemented from 01.03.2024.

Vehicle Location Tracking Device (VLTD)/GPS: Vehicle Location Tracking Device (VLTD)/GPS is mandatory for all liquor consignments, whether originating or destination (or both), in Haryana.

A New Excise Policy: A new excise policy has been approved in the State, under which no liquor shops will be opened in villages with a population of less than 500, w.e.f. 12th June, 2025. Liquor shops will be located 150 meters away from bus stands, schools, colleges, and religious places.

Under the New Excise Policy 2025-27: To open a Tavern, 4 percent of the license fee will have to be paid in Gurugram. 3 percent in Faridabad, Sonapat and Panchkula and 1 percent in the remaining districts.

The VAT and CST: Net collection of VAT and CST during the financial year 2024-25 was ₹ 11,516.84 crore. During the year 2025-26, the VAT tax and CST tax net collected from 1st April, 2025 to 31st October, 2025 was ₹ 7,025.40 crore. During the financial year 2024-25, the VAT tax and CST tax net collected from 1st April, 2024 to 31st October, 2024 was ₹ 6,748.78 crore. In this financial year till October, there has been a total increase of ₹ 276.62 crore in the collection as compared to last year.

One Time Settlement Scheme (OTS)

2.58 The Government has launched Haryana One Time Settlement Scheme for recovery of outstanding dues, 2025 started from 01.04.2025 and ended on 27.09.2025. A total number of 1,15,223 dealers took benefit of the scheme for settlement of their outstanding dues of ₹ 1,500.64 crore in 1,73,189 entries of arrears and the total amount recovered under this scheme is ₹ 266.95 crore.

Construction of Tax Bhawan

2.59 For the Convenience of Traders and Taxpayers, a Tax Bhawan has been constructed at Rewari at a cost of ₹ 29 crore for the financial year 2024-25.

FINANCIAL INCLUSION

Direct Benefit Transfer (DBT)

2.60 The Direct Benefit Transfer is a major reform initiative launched in the State to ensure electronic transfer of benefits into the accounts of the targeted beneficiaries in a better and time-bound manner. It had become essential to avoid pilferages and duplication in providing subsidies to the beneficiaries. Bank accounts of beneficiaries seeded with Aadhar remove Ghost/Fake/De-duplicated beneficiaries from the Government database being the biometric input unique in nature. The State DBT Portal is in operation since September, 2017. At present there are 160 active DBT schemes implemented by 26 departments in the State. Out of these 160 active schemes, 61 are Centrally Sponsored Schemes (CSS) and 99 are State Schemes. After the implementation of DBT in Haryana, a cumulative fund of ₹ 1,09,130 crore has been transferred till 06.01.2026 (as per State DBT Portal). During the current FY 2025-26, an amount of ₹ 11,403 crore has been transferred through 9 crore transactions to 2.29 crore beneficiaries till January, 2026. Actual savings are to the tune of ₹ 1,182.23 crore per annum by eliminating 36.75 lakh Ghost/Fake/De-duplicated beneficiaries. Haryana was ranked 1st in the country in FY 2019-20 with a score of 88 out of 100 ; updated rankings are currently awaited from the Govt. of India.

Pradhan Mantri Jan Dhan Yojana (PMJDY)

2.61 This scheme was launched on 28th August, 2014. Up to September, 2025, 1.074 crore bank accounts have been opened in the State and 78.37 lakh RuPay cards have been issued which is 73 percent of the total accounts opened as given in below **Table 2.11**.

Table 2.11: Accounts Opened, Aadhaar Seeding & RuPay Cards Issued Under PMJDY

Particulars	Upto 30.09.2025
Accounts Opened	10741222
Aadhaar Seeding	9373209
RuPay Cards Issued	7837990

Source: Finance Department Haryana.

Pradhan Mantri Mudra Yojana (PMMY)

2.62 Micro Units & Development Refinance Agency Ltd. (MUDRA) was launched on 8th April, 2015 as a new financial entity for developing and refinancing last mile financial intermediaries like banks, NBFCs and MFIs etc. which are in the business of lending to smaller of the micro enterprises in manufacturing, trading and service sector. On the same day Pradhan Mantri MUDRA Yojana was launched to “fund the unfunded” by bringing such enterprises to the formal financial system and extending affordable credit to them. It is felt

that there is a need to give a special boost to the bank finance on a mission mode, considering enormous task in reaching to the large number of such units, currently excluded from the formal credit. This segment mainly consists of non-farm enterprises in manufacturing, trading and services whose credit needs are below 20 lakh. The MUDRA loans have been classified into Shishu, Kishore, Tarun and Tarun Plus. The progress of MUDRA loans is given in **Table 2.12.**

Table 2.12: No. of Accounts and Amount Disbursed Under PMMY

Scheme	Loan Limit (₹)	From 01.04.2025 to 30.09.2025	
		Total No. of Accounts	Amount Disbursed (₹ lakh)
Shishu	Upto 50,000	69481	34891
Kishore	50,001 – 5,00,000	173594	226662
Tarun	5,00,001 – 10,00,000	22359	152361
Tarun Plus	10,00,001 - 20,00,000	482	46116
Total		265916	460030

Source: Finance Department, Haryana.

Pardhan Mantri Suraksha Bima Yojana (PMSBY)

2.63 This scheme is a one year cover, renewable from year to year, Accidental Insurance Scheme offering insurance of ₹ 2 lakh on accidental death and disability cover for disability on account of an accident. This scheme was launched on 9th May, 2015 which is being offered/administered through Public Sector General Insurance Companies (PSGICs) and other General Insurance Companies. All saving bank account holders in the age group of 18-70 years can enrol themselves in participating banks on payment of an annual premium of ₹ 20 renewable on year to year basis. Upto 30.09.2025, banks enrolled 1,02,66,138 persons under this scheme.

Pradhan Mantri Jeevan Jyoti Bima Yojana (PMJJBY)

2.64 This scheme came into effect from 1st June, 2015. The scheme is being implemented through Life Insurance Corporation of India/other insurance companies willing to offer product on similar terms with necessary approvals and tie ups with banks for this purpose. Under this scheme, all saving bank account holders with the age-group of 18-50 years can enrol themselves to avail benefits of the scheme on payment of annual premium of ₹ 330. Under the scheme, 2 lakh is payable on member's death due to any reason. Up to 30.09.2025, banks enrolled 39,83,410 persons under the scheme.

Atal Pension Yojana (APY)

2.65 Keeping in mind the concern about the old age income security of the working poor, to focus on encouraging and enabling them to save for their retirement, to address the longevity risks among the workers in unorganized sector and to encourage them to voluntarily save for their retirement, the Government of India has introduced Atal Pension Yojana (APY), with effect from 1st June, 2015. All bank account holders which are citizen of India and in the age group of 18-40 years can join APY and avail benefits of the scheme on payment of subscription. Under APY, there is guaranteed minimum monthly pension for the subscribers ranging between ₹ 1,000 to ₹ 5,000 per month depending upon the premium paid and age of entry to the scheme by the subscriber. To get a fixed monthly pension between ₹ 1,000 per month and ₹ 5,000 per month, the subscriber has to contribute on monthly basis between ₹ 42 to ₹ 210, if he joins at the age of 18 years. For the same fixed pension levels,

the contribution would range between ₹ 291 to ₹ 1,454, if the subscriber joins at the age of 40 years. Up to 30.09.2025, banks enrolled 18,19,692 persons under the scheme.

Swarna Jayanti Haryana Institute for Fiscal Management (SJHIFM)

2.66 Haryana is one of the first few States to adopt the Output-Outcome Framework at the State level. SJHIFM is facilitating the process from the inception stage to implement open and transparent Output-Outcome Framework, ensuring citizen welfare rather than just accounting for welfare expenditure.

2.67 The Institute is helping all the departments & stakeholders in mainstreaming “Monitoring & Evaluation” system of the State schemes and outlays based on the 17 “Sustainable Development Goals” as well as upgrading the capacities through structured seminars/workshops and research programmes. It is striving for strengthening the state capacity to achieve SDGs for the State, through various initiatives such as Output-Outcome Framework Report, Budget Alignment Report, preparation of State Indicator Framework, District Indicator Framework, SDG Haryana Index, SDG Haryana District Index & SDG District Profile etc.

2.68 As per the latest revised SOP's for the implementation of Mukhya Mantri Parivar Samridhi Yojana in the State, the income verified data provided by Citizen Resources Information Department is being used for the disbursement of benefits. Eligible beneficiaries will be entitled to get the benefit of 5 Central Government Schemes namely: PMJJBY, PMSBY, PMKMY, PMSYMY and PMLVMY from a sum assured of ₹ 6,000 per family which will be used for paying the premium of all the said schemes as per the eligibility of the beneficiary. The premium of various schemes to the beneficiaries will be reimbursed at the time of joining and subsequent due premiums will be paid by the State Government. In accordance to the said SOPs, the State Government has so far released/reimbursed the premium amounting to ₹ 17.82 crore to 12,19,514 beneficiaries of PMJJBY & PMSBY schemes under MMPSY during the financial year 2023-24. For implementation of MMPSY from the year 2024-25, instead of reimbursing the premium to the beneficiaries of PMJJBY, PMSBY, PMKMY, PMLVMY and PMSYMY under MMPSY, ₹ 1,000 per eligible family per year. Mukhya Mantri Parivar Samridhi Yojana (MMPSY) is to be transferred to Bank account of CEO, HPSN (DAYALU scheme) for payment of compensation under DAYALU. The above proposal has approved in the Cabinet meeting held on 28.12.2024 and accordingly as per request of CEO, HPSN out of sanctioned funds of ₹ 350 crore in budget head, an amount of ₹ 337.90 crore (33,79,026 families @ 1,000 per family) have been approved by Government and it has been decided that the funds should be disbursed as per their requirement. In this regard, the State Government released an amount of ₹ 261.20 crore (2.52 crore + 258.68 crore) to the CEO, HPSN for payment of compensation under DAYALU Scheme during the financial year 2024-25. A budget provision of ₹ 350 crore was made under the MMPSY scheme for the financial year 2025–26. Out of this provision, an amount of ₹ 157.50 crore has been transferred to the CEO, HPSN for payment of compensation under the DAYALU Scheme up to 31st October, 2025. The balance amount available under the said budget provision is proposed to be released to the CEO, HPSN for the DAYALU Scheme.

Transformation of Aspirational Districts Programme

2.69 The district Nuh (Mewat) was included in the list of Aspirational Districts Programme of NITI Aayog, Govt. of India. As per baseline ranking released in March, 2018 for these Aspirational Districts of India, Haryana's Nuh (Mewat) district was lowest-ranked. State Government has taken several initiatives in order to improve socio-economic condition of District Nuh. Resultantly, there have been substantial improvement in some of the parameters. The district Nuh (Mewat) had secured 3rd overall rank and 1st rank in Financial Inclusion and Skill Development in January, 2019. In March, 2022 the district Nuh (Mewat) had secured 3rd overall rank and 1st rank in Basic Infrastructure. Moreover, the district Nuh (Mewat) has secured lifetime highest rank of 1st overall and 1st rank in Health & Nutrition in December, 2022. The district Nuh has secured lifetime highest 2nd overall rank and 1st rank in Agriculture & water resources theme in June, 2023. In September, 2023, the district Nuh has secured 3rd overall rank and 1st rank in Health & Nutrition. At present, Nuh has surpassed the State average in terms of achievement under 14 key indicators in terms of achievement.

2.70 Based on good performance of Nuh (Mewat) district under Aspirational district programme, Nuh became eligible to receive funds from NITI Aayog. The awarded money till June, 2025 by NITI Aayog is ₹ 34 crore.

2.71 The Sampoonata Abhiyaan initiated by the NITI Aayog was an important initiative aimed at achieving completeness in 6 key performance indicators from July, 2024 to September, 2024. With the effort of the State Government, the aspirational district Nuh has achieved saturation in two indicators: the percentage of schools with electricity facilities at the secondary level and the percentage of schools providing textbooks to children within a month of the academic session. During this period, 5 aspirational blocks achieved saturation in the percentage of soil health cards created against the target of soil sample collection. In recognition of these achievements, the "Sampoonata Abhiyaan Samman Samaroh" was organized under the Chairmanship of Hon'ble Chief Minister, Haryana on 1st August, 2025 at Haryana Niwas Chanidgarh, wherein the Deputy Commissioners, Block Officers and Frontline Workers were felicitated for their contribution towards saturation of aforementioned indicators during the "Sampooranta Abhiyaan 2024".

AGRICULTURE & ALLIED SECTORS

Strong infrastructure facilities, coupled with agriculture research support and excellent extension network to disseminate the information related to improved farm practices to farmers, yielded tangible results and the State has become a food surplus State. High priority has been accorded to the agriculture & allied sectors in the State.

3.2 Haryana is a land lock State in the northern India. It is between 27°39' to 30°35' Latitude and between 74°28' and 77°36' Longitude. Haryana is extremely hot in summer (around 45°C/113°F) and mild in winter. The hottest months are May & June and coldest are December & January. The month-wise details of actual and normal rainfall received in the State are given in **Table 3.1 (A&B)**.

Table 3.1(A): District-wise Monthly Average of Actual and Normal Rainfall Occurred during January, 2025 to June, 2025

(in MM)

District	January		February		March		April		May		June	
	A	N	A	N	A	N	A	N	A	N	A	N
Ambala	14.3	28.3	13.1	35.2	17.7	27.7	3.3	15.2	55.0	29.0	151.6	117.9
Bhiwani	7.7	10.7	1.3	12.6	5.0	10.8	4.3	7.6	15.2	19.8	45.8	40.2
CharkhiDadri	7.3	14.4	0.0	16.7	11.3	11.5	7.0	6.9	82.7	22.9	51.0	52.1
Faridabad	14.0	13.0	3.0	14.9	5.1	14.3	0.9	11.6	46.6	22.6	23.4	46.1
Fatehabad	7.6	13.7	5.4	11.9	8.4	11.7	6.4	8.5	44.1	16.3	47.5	37.6
Gurugram	11.9	10.8	5.9	15.0	4.7	10.3	2.9	7.8	98.77	22.4	51.8	47.1
Hisar	4.3	9.0	2.9	13.7	6.1	11.4	10.3	10.0	32.4	21.3	56.7	43.4
Jhajjar	8.3	9.5	0.0	12.9	2.3	10.9	1.8	7.2	89.4	16.6	37.3	36.7
Jind	3.3	15.6	7.6	22.1	6.4	16.8	14.9	8.0	64.4	19.8	34.7	56.6
Kaithal	2.1	16.2	12.4	19.2	7.7	17.3	4.0	8.6	75.9	15.1	32.9	54.5
Karnal	3.7	24.2	11.3	25.1	6.8	18.6	3.8	10.0	72.1	21.1	85.2	79.5
Kurukshetra	18.5	18.7	17.7	18.6	13.7	17.4	2.3	9.9	96.5	14.9	214.2	61.7
Mahendergarh	10.4	10.9	4.1	12.5	8.5	9.9	11.0	6.4	39.4	23.1	127.3	58.2
Nuh (Mewat)	16.3	8.8	3.0	11.0	20.7	10.6	2.3	6.2	74.7	17.0	97.0	49.1
Palwal	9.2	8.6	2.0	10.1	21.0	11.0	5.0	6.1	37.0	13.6	33.2	33.2
Panchkula	14.0	32.9	14.8	34.9	4.4	28.4	4.2	13.1	52.4	24.5	78.1	106.8
Panipat	6.8	17.8	10.6	20.0	15.6	17.7	13.0	10.7	126.4	14.7	35.6	58.3
Rewari	9.9	8.7	3.0	12.7	13.9	12.0	3.2	6.5	37.2	22.0	69.8	50.3
Rohtak	7.0	14.2	3.6	16.2	4.0	16.6	9.6	11.2	82.8	25.5	52.2	54.6
Sirsa	18.9	8.7	6.8	12.9	4.8	12.5	2.0	6.9	26.8	14.6	60.6	36.1
Sonipat	6.8	17.4	7.0	20.4	6.8	19.3	11.8	12.4	52.2	27.8	41.5	57.0
Yamunanagar	11.9	34.1	9.3	39.2	15.6	33.0	7.3	17.6	70.9	29.0	257.3	125.2

A.: Actual N: Normal

Source: Department of Agriculture and Farmers Welfare, Haryana.

Table 3.1 (B): District-wise Monthly Average of Actual and Normal Rainfall Occurred during July, 2025 to November, 2025

(in MM)

District	July		August		September		October		November	
	A	N	A	N	A	N	A	N	A	N
Ambala	117.7	293.0	213.0	268.2	208.1	141.6	44.1	15.4	0.3	6.2
Bhiwani	128.0	106.1	83.2	98.6	94.2	47.6	12.0	7.6	0.0	2.6
Charkhi Dadri	322.3	140.1	143.3	145.9	94.0	62.0	28.3	10.1	0.0	4.2
Faridabad	192.8	188.2	308.9	210.4	103.1	114.4	52.1	13.1	0.0	4.8
Palwal	215.4	135.6	124.8	155.1	105.4	75.7	39.0	9.0	0.0	2.6
Fatehabad	95.5	90.5	364.7	84.9	83.4	49.5	29.3	7.1	7.6	3.2
Gurgaon	244.0	175.4	277.2	185.0	146.6	81.7	37.3	8.7	0.0	5.2
Mewat	317.7	151.8	646.8	186.4	89.5	90.6	28.2	10.7	0.0	2.6
Hisar	121.8	106.5	161.9	95.3	108.8	54.7	21.4	8.2	0.4	3.0
Jhajjar	265.4	137.2	208.2	137.1	131.7	69.8	63.8	5.9	0.0	2.7
Jind	89.5	133.0	140.2	123.4	87.0	81.5	19.7	9.1	1.0	4.4
Kaithal	88.2	125.3	151.4	122.8	119.7	62.7	22.6	7.4	0.1	3.9
Karnal	104.1	183.1	170.1	162.2	98.6	97.1	7.7	10.3	0.0	4.2
Kurukshetra	161.5	138.5	242.5	137.7	236.7	76.0	31.3	10.2	0.3	3.8
Mahendergarh	391.9	143.5	209.0	137.2	92.2	55.9	51.6	11.1	0.0	3.1
Panchkula	112.8	299.4	298.0	303.2	341.4	152.2	62.0	12.0	0.0	7.9
Panipat	176.4	147.4	275.6	158.2	168.8	91.9	10.4	8.5	0.0	3.9
Rewari	193.7	148.2	153.8	157.8	83.4	75.6	32.6	9.2	0.0	2.5
Rohtak	279.4	163.2	200.4	175.3	103.4	73.0	41.4	10.2	0.0	4.3
Sirsa	92.0	87.3	94.4	55.1	55.0	33.8	17.8	5.3	2.6	3.2
Sonipat	148.7	163.8	266.0	162.5	153.0	95.9	15.2	12.1	0.0	4.2
Yamunanagar	192.1	323.0	396.1	308.2	195.4	140.1	28.7	17.1	0.0	5.1

A.: Actual N: Normal

Source: Department of Agriculture and Farmers Welfare, Haryana.

Table 3.2: Area under Principal Crops

(in '000' Hects.)

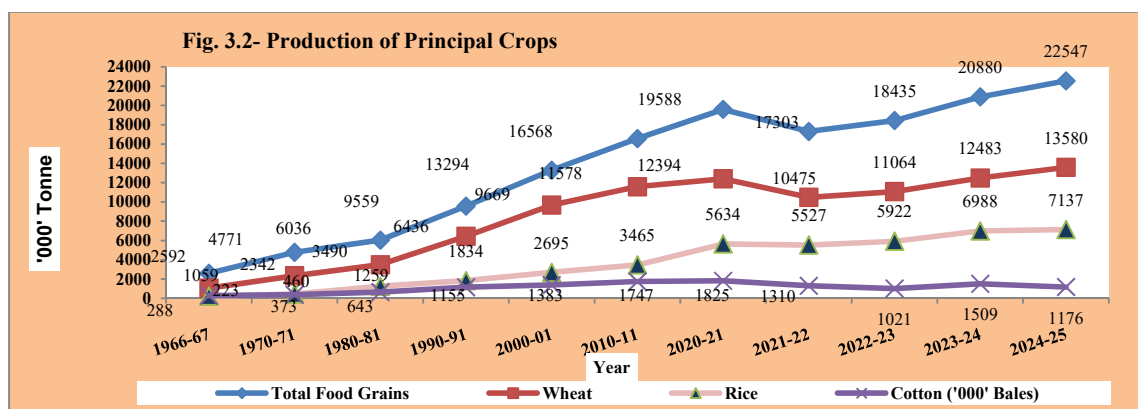
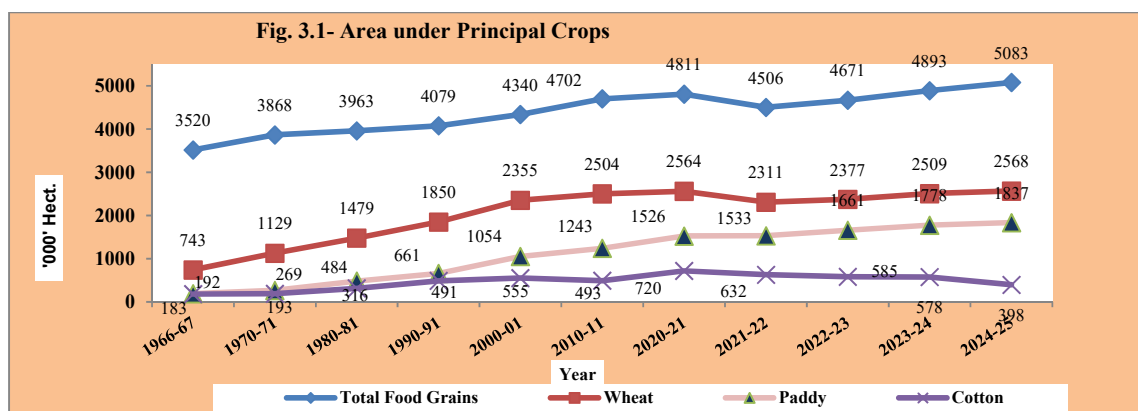
Year	Wheat	Paddy	Total F/Grains	Sugarcane	Cotton	Oilseeds	Gross Area Sown
1966-67	743	192	3520	150	183	212	4599
1970-71	1129	269	3868	156	193	143	4957
1980-81	1479	484	3963	113	316	311	5462
1990-91	1850	661	4079	148	491	489	5919
2000-01	2355	1054	4340	143	555	420	6115
2005-06	2303	1047	4311	129	584	736	6509
2010-11	2504	1243	4702	85	493	521	6499
2020-21	2564	1526	4811	100	720	642	6566
2021-22	2311	1533	4506	107	632	919	6566
2022-23	2377	1661	4671	108	585	912	6900
2023-24	2509	1778	4893	88	578	768	6900*
2024-25	2568	1837	5083	72	398	706	6683*

*Provisional.

Source: Department of Agriculture and Farmers Welfare, Haryana.

Area under Principal Crops

3.3 The area under Principal Crops in the State is presented in **Table 3.2** and **Fig. 3.1**. The gross area sown in the State during 1966-67 was 45.99 lakh hectare. However, during 2024-25 the gross area sown in the State was likely to be 66.83 lakh hectare. The contribution of area under Wheat and Paddy crops to the total Gross area sown in the State was 65.91 percent during 2024-25. The area under Wheat crop was 25.68 lakh hectare during 2024-25. The area under Paddy crop was 18.37 lakh hectares in 2024-25. The area under commercial crops i.e. Sugarcane, Cotton and Oilseeds has shown fluctuating trends.



Production of Principal Crops

3.4 The production of Principal Crops in the State is presented in **Table 3.3** and **Fig. 3.2**. The food-grains production in the State has reached an impressive level of 225.47 lakh tonne during the year 2024-25, registering an increase of more than eight times as compared to 25.92 lakh tonne food-grains production in 1966-67. The Wheat and Paddy crops have played a major role in pushing up this agricultural production. The production of Rice was 71.37 lakh tonne in 2024-25. Similarly, the production of wheat was 135.80 lakh tonne in 2024-25. The production of Oilseeds and Sugarcane during 2024-25 was 15.39 lakh tonne and 58.30 lakh tonne respectively. The production of Cotton was 11.76 lakh bales in 2024-25. Haryana is a major contributor of food-grains to the Central Pool. More than 60 percent export of Basmati Rice is taking place from Haryana alone.

Table 3.3: Production of Principal Crops

Year	('000' Tonne)					
	Wheat	Rice	Total F/Grains	Sugarcane	Cotton ('000 Bales of 170 kg each)	Oilseeds
1966-67	1059	223	2592	5100	288	92
1970-71	2342	460	4771	7070	373	99
1980-81	3490	1259	6036	4600	643	188
1990-91	6436	1834	9559	7800	1155	638
2000-01	9669	2695	13294	8170	1383	571
2005-06	8853	3194	13006	8310	1502	830
2010-11	11578	3465	16568	6042	1747	965
2020-21	12394	5634	19588	8588	1825	1261
2021-22	10475	5527	17303	8751	1310	1739
2022-23	11064	5922	18435	8914	1021	1570
2023-24	12483	6988	20880	7203	1509	1394
2024-25	13580	7137	22547	5830	1176	1539

Source: Department of Agriculture and Farmers Welfare, Haryana.

Yield of Principal Crops

3.5 The average yield of Wheat and Rice in Haryana during 2024-25 was 5,287.56 and 3,885.08 kg per hectare respectively. The average yield of Wheat and Rice during 2025-26 is estimated to be 5,350 and 4,031 kg per hectare respectively in the State (**Table 3.4**).

Table 3.4: Average Yield of Wheat and Rice in Haryana and at all India Level

Year	Haryana		India	
	Wheat	Rice	Wheat	Rice
2000-01	4106	2557	2708	1901
2005-06	3844	3051	2619	2102
2010-11	4624	2788	2988	2239
2016-17	4842	3214	3200	2494
2017-18	4847	3432	3368	2576
2018-19	4924	3118	3533	2638
2020-21	4834	3692	3521	2717
2021-22	4533	3605	3537	2798
2022-23	4655	3564	3521	2838
2023-24	4975	3931	3559	2882
2024-25	5288	3885	3595*	2929*

*Provision

Source: Department of Agriculture and Farmers Welfare, Haryana.

Targeted area, Production and Average Yield of Major Crops

3.6 The Targets of Area, Production and Average Yield of major crops for the year 2025-26 of the State are given in **Table 3.5**.

Table 3.5: Targeted Area, Production & Average Yield of Major Crops for the Year 2025-26

Crops	Area ('000' Hect.)	Production ('000' Tonne)	Average Yield (Kg./Hect.)
Rice	1397	5631	4031
Jowar	35	20	571
Maize	30	108	3600
Bajra	553	1500	2712
Kharif Pulses	68	73	1073
Total Kharif Food grains	2083	7332	3519

Wheat	2550	13642	5350
Gram	35	63	1800
Barley	20	72	3600
Rabi Pulses	10	13	1300
Total Rabi Foodgrains	2615	13790	5273
Total Foodgrains Rabi and Kharif	4698	21122	4496
Sugarcane	127.5	10248	80376
Cotton (Lint)*	559	1775	539
Kharif Oil Seed	35	25	714
Rabi Oil Seed	750	1650	2200
Sun Flower	25	52	2100

*Cotton Production in '000' Bales of 170 Kg. each.

Source: Department of Agriculture and Farmers Welfare, Haryana.

Crop Diversification and Water Conservation

3.7 Mera Pani Meri Virasat (MPMV): During Kharif 2020, Govt. of Haryana had launched a unique initiative “Mera Pani Meri Virasat” to diversify the Paddy Crop (water guzzling crop) into alternative less water consuming crops like Maize, Cotton, Bajra, Pulses, Vegetables and Fruits. Under the “MPMV” and assistance of ₹ 7,000 per acre is being provided to the farmers who have replaced their paddy crop with alternate crops. The Scheme was further strengthened in Kharif-2021 with additional alternate crops like Kharif Oilseeds (Til, Castor, Groundnut), Kharif Onion, Kharif Pulses (Moth, Urd, Guar, Soyabean), fodder crops. In Kharif-2021, another initiative was inclusion of fallow land in this scheme. Farmers who kept their land fallow in place of paddy for improvement of soil health were also allowed for incentive in Kharif-2021(Khet Khali Phir Bhi Khushhali). During Kharif-2021, Bajra crop was dropped from the ambit of alternate crops.

- The scheme was further strengthened in Kharif 2022, 2023 and 2024 to diversify the paddy crop into alternative less water consuming crop like Maize, Cotton. Kharif pulses (Arhar, Moong, Moth, Urd, Guar, Soyabean), Kharif oilseeds (Til, Castor, Groundnut), Fodder crop, Kharif Onion, Horticulture/Vegetables, Agro-forestry (Popular and Eucalyptus) and even in case of fallow land.
- The incentive Scheme for the Kharif 2025 agricultural season is currently under process. The program offers a significant financial benefits to farmers, providing an incentive set at ₹ 8,000 per acre. The overall target for this initiative is to cover a total area of 1,00,000 acre and benefit an estimated 13,500 farmers. As of the current reporting period, the total approved application stand at 19,670.1 acre. A key performance indicator for the scheme shows a current achievement or metric of 15.74 crore. The implementation is ongoing, with work continuing across all operational aspects to meet the stipulated target.

Pradhan Mantri Fasal Bima Yojana (PMFBY)

3.8 Pradhan Mantri Fasal Bima Yojana is being implementing in the Haryana State since Kharif-2016 as per operational guidelines issued by Govt. of India. Under the scheme, Paddy, Bajra, Maize, Cotton and Moong are being covered in Kharif season and Wheat, Mustard, Gram, Barley & Sunflower are being covered in Rabi seasons. Under the scheme farmer’s premium will be 1.50 percent for Rabi, 2 percent for Kharif crops and 5 percent for commercial crop i.e. Cotton crop. The following risk will be covered under the scheme:

1. Localised Calamities:

- Peril-Hailstorm, Inundation and cloud burst.
- Method of loss assessment- Individual field level survey by joint committee i.e. Block Agriculture Officer, Loss Assessors of the Insurance Company & concerned farmers.

2. Standing Crop (Sowing to Harvest):

- Peril-Drought, dry spell, Flood, Inundation, widespread pests and Diseases attack, Lightening, Storm/Hailstorm.
- Method of assessment through crop cutting Experiments.

3. Post- Harvest Losses:

- Peril-Hailstorm, rains and Unseasonal rains.
- Method of loss assessment Individual field level survey by joint committee i.e. Block Agriculture Officer, Loss assessors of the Insurance Company and the concerned farmers. The Progress under PMFBY is given in **Table 3.6**.

Table 3.6: The Cropping Season-wise Progress under PMFBY

(₹ in Lakh)

Season	Total Farmers Covered	Number of Farmers Benefited	Collected Premium			Total Premium	Claim
			Farmers Share	State Share	Central Share		
Kharif-2016	738795	150881	12735.62	8332.42	4616.37	25684.41	23423.05
Rabi- 2016-17	597298	62606	6994.67	1892.81	1892.81	10780.29	5702.64
Kharif-2017	632421	242699	12486.67	11435.52	6181.93	30104.12	80499.83
Rabi -2017-18	691246	77433	8125.69	3378.75	3378.75	14883.19	8624.74
Kharif-2018	722953	319454	13908.26	26084.95	18099.61	58092.82	80448.59
Rabi -2018-19	774947	90284	10236.94	8526.07	8526.07	27289.08	14277.33
Kharif-2019	820585	247547	16743.15	39950.81	28969.97	85663.92	59076.10
Rabi -2019-20	890453	313145	10162.66	13156.28	13156.28	36475.22	34576.79
Kharif-2020	887258	354807	26470.96	34953.33	34943.48	96367.77	110981.78
Rabi- 2020-21	757035	117844	7985.13	13213.25	13202.40	34400.79	15784.25
Kharif- 2021	746606	423450	24249.03	31925.04	31925.00	88099.07	140007.72
Rabi- 2021-22	733674	220735	7606.53	13639.77	13632.14	34878.44	25372.68
Kharif -2022	817430	331538	26929.63	34571.89	34570.84	96072.36	201108.00
Rabi-2022-23	702253	185323	7673.55	13697.4	13691.7	35062.65	51483.00
Kharif -2023	249817	74831	14008.35	22433.72	22433.72	58875.8	24186.00
Rabi-2023-24	231209	41559	3003.09	4505.261	4505.261	12013.61	4202.00
Kharif- 2024	373740	78576	22389.78	33469.87	33469.87	89329.52	28963.00
Rabi-2024-25	354556	20902	5731.35	5478.69	5478.69	16688.73	4622.00
Kharif- 2025	357044	-	20307.72	30468.14	30468.14	81244.00	-
Total	12079320	3353614	257748.8	351114	323143	932005.8	913339.5

Source: Department of Agriculture and Farmers Welfare, Haryana.

Soil Health Management

3.9 Soil Health Card Scheme was launched by the Hon'ble Prime Minister of India on 19.02.2015 at Suratgarh, Rajasthan with the objective to address nutrient deficiency and to promote Soil Test based nutrient management. Under this scheme, Soil Health Card (SHCs) is to be issued to all farmers in a cycle of two years in the State. The scheme was introduced in the State since April, 2015. During the 3rd cycle in year 2019-20, a Pilot Project was started in year 2019-20 under this scheme, where land holding wise 25,605 soil samples were collected from selected villages of blocks in the State and 25,605 SHCs were issued to farmers. For 2024-25, around 6 lakh soil sample have been received by the GoI for testing and the target was fully achieved. In the current financial year 2025-26, the

Government of India has set a target of collecting and testing 6 lakh soil sample, all 6 lakh sample have been collected and out of these, 4.25 lakh Soil Health cards have been distributed to the farmers through whatsapp.

Rashtriya Krishi Vikas Yojana (RKVY)

3.10 The scheme was introduced in the State during 2007-08 based on sharing pattern of 60:40 between Centre & State. The main objectives of the scheme are:

- To strengthen the farmer's efforts through creation of agri-infrastructure that increases access to quality inputs, storage, market facilities etc. and enable farmers to make informed choices.
- To provide autonomy, flexibility to States to plan and execute schemes as per local/farmers' need.
- To fill the resources, gap of agriculture and allied sectors by providing financial support to States for undertaking various activities to increase overall growth of agriculture and allied sectors and farmer's income.
- To promote value chain addition linked production models that will help farmers increase their income as well as encourage production/productivity. An amount of ₹ 80 crore has been set aside by the government under the DPR campaign of PM-RKVY General and ₹ 15 crore for RKVY SCSP for the year 2025-26 against which GoI made an allocation of ₹ 106.43 crore. The Government of India has approved the projects worth of ₹ 114.67 crore under DPR component of PM-RKVY for the year 2025-26. The first instalment of ₹ 53.22 crore has been received from the Government of India against which ₹ 9.62 crore has been utilized by 27.11.2025 and the balance is under process.

National Food Security Mission (NFSM) Scheme

3.11 Government of India has launched centrally sponsored National Food Security Mission in the State from Rabi 2007-08. Two crops namely wheat and pulses have been covered under the mission. It has been envisaged to focus on districts having high potential but relatively low level of productivity. Seven districts of the State namely Ambala, Yamunanagar, Bhiwani, Mahendergarh, Gurugram, Rohtak and Jhajjar have been covered under NFSM-Wheat. From the year 2010-11, all the districts have been covered under NFSM-Pulses. The main objectives of the mission are to increase production of wheat and pulses through area expansion and productivity enhancement in a sustainable manner in the identified districts of the State.

3.12 Government of India has included two schemes namely NFSM-NUTRI Cereals and Oil Seeds and Oil Palm in the main ongoing NFSM during the year 2018-19. The Govt. of India has included two Districts i.e. Panchkula & Sirsa in the NFSM- Coarse Cereals in place of Mahendergarh and Rewari. Besides, GoI has included 9 districts i.e. Bhiwani, Gurugram, Hisar, Jhajjar, Jind, Mahendergarh, Mewat, Rewari and Rohtak in the NFSM Nutri-Cereals during the year 2018-19.

3.13 During the year 2022-23, the Government of India has renamed the National Food Security Mission (NFSM) as Food and Nutrition Security (FNS) and National Food Security Mission (Oilseeds and Oil Palm) as National Mission on Edible Oils-Oilseeds. There are various components of the scheme: FNS-Wheat, Pulses, Nutri-Cereals, Coarse-

Cereals, Commercial Crops (Sugarcane & Cotton) and National Mission on Edible Oils-Oilseeds. The Govt. of India has approved an Action Plan of ₹ 4,790.74 lakh for the year 2025-26 for Food and Nutrition Security (FNS) and ₹ 2,416.67 lakh is for National Mission on Edible Oils-Oilseeds by SLSC.

Reclamation of Waterlogged & Saline Soils

3.14 Haryana state occupies only 1.3 percent cultivable area of the country but it is the 2nd largest contributor to the national food basket. Despite the main contributor to the food security of the country, 7 percent cultivable area (6,82,708 acres) of the State is suffering from twin problems of water-logging and salinity. The reclamation work of these waterlogged & saline soils was started in the year 1996. But, only 28,100 acre of the State was reclaimed in the past 24 years with an expenditure of ₹ 100 crore through Sub-Surface & Vertical Drainage technology. Hon'ble Chief Minister, Haryana announced to reclaim waterlogged and saline land, which has already been taken up for implementation from 2021-22 and onwards. An area of 154,985 acre has been reclaimed during 2022-23 to 2024-25. A target of reclaiming 100,000 acre of saline land has been set for the current fiscal year, 2025-26. Surveys and planning for 1,00,000 acre have been completed. Reclamation work of 51,585 acre and tenders for reclaiming 24,372 acre are in process.

Scheme of PM-KISAN

3.15 The Government of India during the financial year 2018-19 (w.e.f. dated 01.12.2018) launched the “Pradhan Mantri Kisan Samman Nidhi (PM-KISAN)” scheme throughout the country. Financial Assistance of ₹ 6,000 per year is being provided to the farmers @ ₹ 2,000 per quarterly instalment released to beneficiaries directly by GoI through Direct Benefit Transfer (DBT). As on date, as many as 20,17,793 farmers has been verified & by the portal in Haryana State. Upto 08-12-2025, 21 instalments have been released to the farmer’s beneficiaries.

Meri Fasal Mera Byora (MFMB)

3.16 Meri Fasal Mera Byora (MFMB) is a flagship programme of State Government where farmers register themselves to sell their crops on MSP and to get other benefits of Agriculture and other allied Departments, which is a single window platform for all farmers to take benefit of Govt. schemes. About 12.80 lakh farmers have registered over 73.48 lakh acres on MFMB Portal during Kharif- 2025 and 9.72 lakh farmers have registered over 65.56 lakh acres on MFMB Portal during Rabi-2024-25.

The integration of the Integrated Fertilizer Management System (IFMS) with the Meri Fasal Mera Byora (MFMB) portal in Haryana on 08.10.2025 has resulted in a transparent, farmer-centric and technology-driven fertilizer distribution mechanism. By linking fertilizer sales with verified farmer, land and crop data the system has effectively stopped diversion, excess lifting and non-agricultural use of subsidized fertilizers.

Quantifiable Impact and Value Saved from 08.10.2025 to 08.01.2026:

Urea Consumption Reduction: Reduction of 97,271 MT, reflecting a 10.12 percent decrease, resulting in an estimated subsidy saving of ₹ 400.86 crore.

DAP Consumption Reduction: Reduction of 26,505 MT reflecting a 11.58 percent decrease, resulting in an estimated subsidy saving of ₹ 79 crore and other product i.e., NPK, SSP and TSP saves ₹ 116.73 crore.

Total Estimated Subsidy Savings: ₹ 596.59 crore saved for the Government of India during the period from 08.10.2025 to 08.01.2026.

Beyond financial savings, the integration has ensured equitable availability of fertilizers to genuine farmers, strengthened real-time monitoring and governance, reduced leakages and established a scalable digital model for subsidy rationalization and efficient fertilizer management

Crop Residue Management (CRM)

3.17 Under Central Sector Scheme launched by GoI namely Crop Residue in the States of Punjab, Haryana, Uttar Pradesh and NCT of Delhi, crop residue management machines are being provided on subsidy @50 percent to individual farmers and @80 percent to Custom Hiring Centres to ensure availability of machines for small and marginal farmers who could not afford to purchase and maintain costly and sophisticated machines. A total of 1,10,701 machines (31,510 machinery under 6,794 CHCs+79,191 individual) have been provided on subsidy from 2018-19 to 2025-26. Under the CRM scheme, funds are provided for creating awareness through various Information Education and Communication (IEC) activities. During the year 2025-26, the funds to the tune of ₹ 125 crore has been allotted by GoI for implementation of crop residue management scheme. A total of 7,9191 machines are purchased by the farmers during current year 2025-26 (upto 31st October, 2025).

Direct Seeded Rice (DSR)

3.18 Direct Seeded Rice is an important resource conserving technology for saving of water and soil resources. For the popularization of DSR technique in the State, a financial assistance of ₹ 4,000 per acre provided to the farmers who have adopted DSR technique. To conserve ground water, a target of 4,00,000 acre under DSR scheme was fixed for 12 districts namely i.e. Ambala, Yamunanagar, Karnal, Kurukshetra, Kaithal, Panipat, Jind, Sonipat, Fatehabad, Sirsa, Hisar and Rohtak in the State. For kharif 2024, against the target of 3.02 lakh acre, 1.56 lakh acre were verified, and ₹ 40.22 crore was transferred to the account of 17,931 farmers. To expand the area under direct seeding of paddy, the State government has increased the financial assistance from ₹ 4,000 to ₹ 4,500 per acre for Kharif 2025. A target of 4.0 lakh acre has been set for Kharif 2025, against which 1,74,064.38 acre area has been verified.

Natural Farming

3.19 The State Government is implementing Natural Farming under the State Plan Scheme promotion of Sustainable agriculture strategic initiatives & Kisan kalyan kosh since 2022-23 with the objective promotion of chemical free agriculture, reduction in soil, environment and aquatic pollution and creating awareness amongst farming community to adopt Natural Farming. Haryana is the only State, which provides incentive of ₹ 30,000 on purchase of Desi Cow, ₹ 3,000 for plastic drums and ₹ 20,000 for packaging and branding of naturally produced product per farmer. The State Government has sanctioned budget of ₹ 30 crore under this scheme for the year 2025-26.

Promotion of Cotton Cultivation

3.20 The objective of the scheme in the State is to increase the area, production, productivity and thereby improving the economic condition of the farmers. Cotton is one of the important commercial cash crop of the State. The Scheme was implemented in all the cotton growing district of the State namely Hisar, Sirsa, Fatehabad, Jind, Rohtak, Jhajjar,

Bhiwani, Charkhi Dadri, Rewari, Mahendergarh, Sonapat, Panipat, Palwal, Faridabad, Mewat, Gurugram and Kaithal for carrying out various types of development activities in the cotton crop. The subsidy through DBT during Kharif Season has been provide under the scheme (Assistance of Desi Cotton, Integrated Method of pest management, Promotion of Micro Nutrients, Evaluation of Bt. Cotton Hybrid, Training of farmers, Kapas Diwas, Kisan Mela, Water Tank and Micro Irrigation System and Training of extension officers etc). An outlay of ₹ 3,000 lakh has been earmarked for the year 2025-26. The scheme is very beneficial to the farmers for increasing production of cotton in the State.

Technology Mission on Sugarcane (TMS)

3.21 In India Sugarcane are grown commercially in two climatic regions i.e. tropical and sub-tropical region. Haryana is an important State growing Sugarcane under sub-tropical region. The productivity level remained higher in the tropical region in the country because of longer crop growth period. The scheme “Technology Mission on Sugarcane” is being implemented in the State to encourage the sugarcane cultivation. The main objectives of the scheme are as under:

- To achieve the desired growth in area, productivity, production and recovery of Sugarcane in the State.
- To increase the income of cane growers and sustainability of sugarcane.
- To develop linkages with Sugar Mills, research centres and other organizations for collaborative exchange of information and material.
- To disseminate the information technologies to the cane growers.
- To promote other methods of sugarcane plantation.
- Mechanizations in sugarcane cultivation.
- To maintain varieties balance of Sugarcane varieties.
- To provide the subsidy to the sugar mills for making cane price payment to the sugarcane growers.
- To popularize the high yield and high sugar recovery varieties and other technical knowledge of agronomics of sugarcane crops.

The Detail of Subsidy Provided to the all Category Farmers is as under:

- Organization of Kisan Gosthi @15,000 per Gosthi (50 Gosthi)
- Farmers Scientist Interaction @20,000 per Gosthi (20 Gosthi)
- Information dissemination through Social Media/IEC activities, printed leaflets etc., and local advertisement @ ₹ 4 lakh per district (15)
- Promotion of wide row spacing method of cultivation @ 3000 per acre (7000 acre)
- Single Bud method of Sowing @ ₹ 3,000 per acre (2000 acre)
- Seed Nursery assistance @5,000 per acre (6000 acre)
- Tissue Culture seeding subsidy @ 8 per seeding (1.5 lakh seedling)
- Farmer who will grow sugarcane variety Co-15023 @ ₹ 5000 per acre (10000 acre)
- Farmer who will sell sugarcane variety Co-15023 as seed @5000 per acre (1000 acre)
- Inter State Exposure of the farmers maximum 10 days excluding travelling time @ 1000 per farmer (10-exposure visit)
- Sugarcane Harvester to Sugar Mill for demonstration at subsidized rate 50 percent or ₹ 50 lakh per unit whichever is less. (No. 7)

- Mini Sugarcane Harvester to Farmer/CHC at subsidized rate 50 percent or ₹ 1 lakh per unit whichever is less. (No. 30)
- Subsidy to cane grower to meet out difference between State Advised Price (SAP) and Fair and Remunerative Price (FRP).

REVENUE AND DISASTER MANAGEMENT

3.22 The Government provides compensation to the victims of natural calamities as per the norms of both State and Central Government. The scope of compensation has also been enhanced for damaged crops caused due to flood, water logging, fire, electric sparking, heavy rain, hailstorm, dust storm and pest attack.

Emergency Relief

3.23 An amount of ₹ 43.48 lakh for Rabi-2025 have been sanctioned for disbursement to the eligible beneficiary farmers towards loss in crops. These losses reported on E-kshatipurti portal due to fire experienced in the State. Government has sanctioned an amount of ₹ 52.14 crore towards loss in Rabi 2025 due to heavy rain/hailstorm calamities experienced in the State. An amount of ₹ 4.72 crore has been sanctioned towards loss of animal, houses damage, utensils, clothing and commercial rural property damaged due to heavy rain/water logging floods experienced in the State during the year 2025. An amount of ₹ 116.16 crore has been sanctioned towards loss in kharif crop 2025 on 10.12.2025 damaged to heavy rain and water logging incidents.

Disaster Management Relief

3.24 State Government is providing ex-gratia assistance of ₹ 50,000 per deceased to next kin of the deceased by COVID-19. Accordingly, ex-gratia assistance of ₹ 3.80 crore has been disbursed to 760 beneficiaries for the year 2023-24 and in the financial year 2024-25, ₹ 40 lakh has been disbursed to 80 beneficiaries, so far.

Consolidation

3.25 The consolidation work in the State of Haryana is being done under The East Punjab Holdings (Consolidation and Prevention of Fragmentation) Act, 1948. The main purpose of the department is to consolidate the scattered, small and un-shapely pieces of land into bigger and shapely fields and thereby reduce the number of plots with farmers. The consolidated bigger plots prove to be economically viable, physically manageable and help in raising the agricultural production. For fresh consolidation in respect of 104 villages, the matter of conversion of Bigha & Biswa into Kanal & Marla is being taken up with HARSAC in coordination with NIC. Remaining 6,982 villages with an area of 1,06,97,381 acres were fit for consolidation. The consolidation work in 6,928 villages with an area of 1,05,46,882 acres i.e. for 98 percent villages of the State, has been completed. For the financial year 2025-26, the work of Consolidation in remaining 55 villages will be completed. To devise methodology to convert Bigha/Bishwa system into metric system. An amount of ₹ 22.56 crore has been sanctioned in the budget for the financial year 2025-26.

Shivalik Development Agency, Ambala

3.26 With a view to develop the Shivalik Development Area, the Govt. of Haryana formed an Independent Board namely Shivalik Development Board on dated 24.03.1993 at the State level and Shivalik Development Agency at Ambala as its implementation arm for formulation and implementation of the development programmes for overall integrated

development of the Shivalik Region of Haryana in a coordinated manner through various implementing Govt. Departments. The Shivalik Development Agency has been spearheading the development of this area through different Govt. Departments under the overall supervision of the Shivalik Development Board. The agency formulates Annual Action Plans for the development of Shivalik area for every year. The Agency is concentrating on providing basic infrastructure viz. Watershed Management by means of water harvesting and soil conservation measures, afforestation, improving water supply, Animal Husbandry, health care etc. Various development works projects are being implemented in the Shivalik Area comprising entire 3 districts i.e. Ambala, Panchkula and Yamuna Nagar. During the year 2025-26, Government has sanctioned budget of ₹ 1,600 lakh (₹ 1,300 lakh for General Component & ₹ 300 lakh for SCSP Component). The percentage are fixed i.e. 25 percent for Urban & 75 percent for rural population.

Mewat Development Agency-(Nuh)

3.27 The Mewat Development Board has constituted during 1980 with the vision to ameliorate the conditions of poverty, unemployment, economic and social backwardness of this area and to raise the standard of living of the people of this area. The vision of Mewat Development Agency (MDA) is to accelerate the pace of development in Mewat region for implementation of developmental schemes specifically designed to benefit this area. The focus of MDA's activities has been multicultural. In order to ensure all round development of the region, MDA has spent huge amount on activities under on-going schemes to create infrastructure and basic amenities in the field of female health immunization & nutrition, education skill development, scholarship and coaching. Rain water harvesting/renewable energy etc. The Govt. of Haryana has approved budget of ₹ 1,950 lakh (₹ 1,800 lakh for General and ₹150 lakh for SCSP) to Mewat Development Agency, Nuh for the year 2025-26.

ARIC Branch

3.28 Tehsils namely Manesar district Gurugram, Julana district Jind, Nelokheri District Karnal, Nangal Chaudahary, District Mahendergarh, Israna District, Panipat and Chhachhrauli, District Yamunanagar has been upgraded as new sub division and Hansi as a new district by the Government of Haryana on 19th December, 2025.

Stamp and Registration

3.29 Revenue receipt from Stamp and Registration is increasing every year. For the year 2024-25 (from 01.04.2025 to 31.12.2025) total income is ₹ 29,79,323.43 lakh.

Construction of Mini Secretariat and Allied Buildings

3.30 The State Government, for the convenience of the public has constructed composite office buildings known as Mini- Secretariat/Sub-Division Complex/Tehsil/Sub-Tehsil and residential houses for Revenue Officers/Officials at all District Headquarters/Sub Divisional Headquarters in the State.

HARYANA STATE SEED CERTIFICATION AGENCY

3.31 The Haryana State Seed Certification Agency was set up during the year 1976 under Section-8 of Seeds Act-1966 to fulfil the condition laid down in National Seeds Project and was got registered as an independent agency on 06.04.1976 under the Registration of Societies Act-1860. The Agency started its independent working w.e.f. 01.09.1976. The

administrative office of the Agency is located at Panchkula and regional offices are at Karnal, Hisar, Sirsa and Rohtak.

3.32 The main function of the Agency is to certify, as per prescribed Standards, the seeds of crop/varieties notified by the Government of India under Section-5 of Seeds Act-1966. The details of crop wise standards, prescribed by the Central Seed Certification Board, have been given in the Minimum Seed Certification Standards. The programme for certification is offered by various seed producing organization like Haryana Seeds Development Corporation, HAFED, Haryana Land Reclamation and Development Corporation, Horticulture Department, Haryana Agricultural University, National Seeds Corporation, IFFDC, KRIBHCO and other private growers/agencies. The area offered by these agencies during the year is inspected by the Agency.

3.33 Though the Agency through its activities encourages the program for certification of seeds, the area offered for certification by various organizations and private growers became the targets of work for the Agency. The details of the area inspected and quantity of seed certified alongwith income and expenditure by the Haryana State Seed Certification Agency from the year 2020-21 to 2025-26 are given in **Table 3.7**.

Table 3.7: Target and Achievements

Year	Targets				Achievements			
	Physical		Financial		Physical		Financial	
	Area inspected (in '000' Acres)	Quantity of Seed Certified (in '000 qtls.)	Income (₹ in lakh)	Expenditure (₹ in lakh)	Area inspected (in '000' Acres)	Quantity of Seed Certified (in '000 qtls.)	Income (₹ in lakh)	Expenditure (₹ in lakh)
2020-21	262.50	3375.00	1737.33	1704.27	255.40	3183.19	1242.16	820.51
2021-22	263.00	3395.00	1801.38	1754.67	177.88	2065.24	1067.13	828.05
2022-23	263.50	3400.00	1850.26	1780.40	206.07	2859.28	934.12	781.11
2023-24	264.00	3420.00	1858.48	1790.62	222.27	3378.36	1172.04	771.75
2024-25	264.50	3450.00	1887.93	1837.60	250.52	3756.24	1292.24	1008.03
2025-26	265.00	3800.00	1899.04	1840.19	-	-	-	-

Source: Haryana State Seed Certification Agency.

3.34 During the year 2025-26 it is expected that the different seed producing agencies/growers may offer an area of around 265 thousand acres to the Haryana State Seed Certification Agency for certified seed production of about 38 lakh quintals. The estimated income & expenditure during the year 2025-26 would be around ₹ 1,899.04 lakh and ₹ 1,840.19 lakh respectively.

3.35 Presently, 275 processing plants are under operation in public and private sector in the State wherein seed processing work of various crops varieties is under taken for certification purpose. After processing, a sample of each lot is drawn and got tested from State Seed Testing Laboratory, Karnal & Sirsa under the control of Department of Agriculture and Seed Testing Laboratory at Panchkula & Rohtak. After receiving the results from laboratories, if seed lot meets the prescribed standards, then it is certified. Haryana State Seed Certification Agency being a Regional Council under PGS-India programm has registered 534.75 acres area under organic certifications of 11 local groups, 65 individual

farmers to promote organic certification in State and also registered 10 acres areas of 5 individual farmers under natural farming and issued scope certificates for kharif 2025 season.

HARYANA SEEDS DEVELOPMENT CORPORATION LIMITED

3.36 For the welfare of the farmers, Haryana Seeds Development Corporation (HSDC) is established with the main objective is to supply qualitative seeds to the farmers across the State. HSDC also works as a price stabilizer so that there can be a check on the prices of the seeds in the State.

Production & Distribution of Certified Seeds

3.37 To ensure timely availability of certified seeds at the doorsteps of the farmers, the HSDC has an own network of 80 sale counters, besides sale outlets of Institutional Agencies such as mini banks, and Haryana Land Reclamation and Development Corporation. The Corporation also opens temporary sale counters in the State on the need basis. HSDC is also arranging sale of Weedicides/Pesticides/Insecticides and Fungicides to facilitate the farmers for getting maximum agriculture inputs from its sale outlets. HSDC is marketing its goods/products with the brand name “HARYANA BEEJ”, which is quite popular among the farmers of Haryana. The corporation also supplies seeds outside the State to various State Seed Corporations, Agriculture Departments, Bulk Seed Purchasers and Distributors.

3.38 HSDC is providing quality seeds to the farmers of the State on subsidized rates under various schemes sponsored by Govt. of India/State Govt. During the year 2024-25, the Corporation sold 51,707 qtl. certified seed of various crops like Paddy, Pulses, Jowar, Guar Bajra etc. 48,747.42 qtl. Dhaincha Seed was distributed to the farmers on 80 percent subsidy under promotion of Crop Diversification (State Plan) & Crop Diversification Programme (Rashtriya Krishi Vikas Yojana) during Kharif 2024 sale season. During the Rabi 2024-25 sale season 2,97,646 qtl. seed of all crops (Wheat, Pulses, Oil Seeds, Barley, Barseem and Oats) has been sold under National Food Security Mission (NFSM-pulses), NFSM (OS & OP), Rashtriya Krishi Vikas Yojana & State Plan Scheme.

3.39 During 2025-26, HSDC sold 3,206 qtl. seed of Paddy, Pulses, Jowar, Guar, Bajra etc. and also sold the 509 packets of Bt cotton to the farmers (Rashtriya Krishi Vikas Yojana) Kharif-2025 sale season and 2,00,910 qtl. seeds of Wheat, Barley, Oilseed & Pulses under RKVY (RAFTAR), NFSM (Pulses), NFSM (OS & OP) during Rabi 2025-26 sale season. The sale progress of certified seeds of the Corporation during the years 2022-23 to 2025-26 are given in **Table 3.8**. Haryana Seeds Development Corporation Ltd. Production by against the target in the Kharif 2024-25 and Rabi 2025-26 in **Table 3.9**.

Table 3.8: Sale of Certified Seeds

	(in Qtl.)			
Season	2022-23	2023-24	2024-25	2025-26 (Tentative)
Kharif	32988	46332	51707	3206
Rabi	171569	212501	297646	200910

Source: Haryana Seeds Development Corporation Ltd.

Table 3.9: Production of Certified Seeds

(in Qtl.)

Year	Season	Target	Achievements
2024-25	Khharif- 2024	6780	3630.92
	Rabi- 2024-25	309048	29388.00
2025-26	Khharif- 2025	6496	3355.00
	Rabi- 2025-26	311800	311800.00

Source: Haryana Seeds Development Corporation Ltd.

HARYANA LAND RECLAMATION & DEVELOPMENT CORP. LTD

3.40 Haryana Land Reclamation and Development Corporation Limited was incorporated under Companies Act in 1974. The Headquarter of the corporation is situated in Panchkula. The Corporation is having seven managerial offices at Hisar, Karnal, Kaithal, Bhiwani, Rewari, Naraingarh & Hanumangarh from where gypsum is procured, gypsum and other agriculture inputs are distributed to the farmers through its sale centres/dealer network. The Corporation is also managing Petrol Pumps at Naraingarh & Panipat and Gas Agencies at Naraingarh, Hisar & Faridabad from where HSD, MS and LPG gas is distributed to the farmers/consumers.

3.41 The major objectives of the corporation are:

- Implementation of Central Govt./State Govt. Schemes regarding arrangement and distribution of gypsum for reclamation of sodic soil and to supplement the nutrients deficiency. The position with regard to sale of gypsum under various schemes during 2023-24 and 2024-25 is given in **Table 3.10**.

Table 3.10: Detail of Sale of Gypsum

(in M.T)

Name of Scheme	Target 2024-25	Achievement 2024-25	Target 2025-26	Achievement 2025-26 (up to 31.01.2026)
Rashtriya Krishi Vikas Yojana (RKVY-RAFTAAR)	-	-	9382	-
National Food Security Mission (Wheat & Pulses)	-	-	-	-
National Food Security Mission (Oilseed & Oil palm)	-	-	-	-
State plan Scheme Pilot Project for reclamation of saline soils and waterlogged lands.	10126.60	10126.60	15189.88	237.50
Gypsum (Full rate)	-	32.05	-	-
Total	10126.60	10158.65	24571.88	237.50

Source: Haryana Land Reclamation & Development Corp. Ltd.

- Distribution of Agriculture Inputs through own outlets and Govt. Department counters. The progress with regards to sale of agriculture inputs during 2024-25 and 2025-26 is given in **Table 3.11**.
- Quality Seed Production Programme
- Operating Gas Agencies and Petrol Pumps. An area of approximate 4,22,713 hectare (10,56,782 acre) has been reclaimed in the State of Haryana up to 31.01.2026 since the inception of the Corporation in 1974.

Table 3.11: Detail of Sale of Agriculture Inputs

Particular	Unit	Agriculture inputs 2024-25	Agriculture inputs 2025-26 (31.01.2026)
DAP	M.T	518.50	548
Urea	M.T	717	1236
Nano Urea (500ML)	Unit	1023	1708
Weedicides/Pesticides	Ltr/Kg/Unit	949	-
Nano DAP (500ML)	Nos.	326	552
Wheat Seed	Qtls	20000	30214

Source: Haryana Land Reclamation & Development Corp. Ltd.

HORTICULTURE

3.42 Horticulture is a major diversified activity for nutrition security and Haryana is fast emerging as one of the leading State in the field of Horticulture in India. In the State, almost all type of fruits, vegetables, spices, mushrooms & flowers are being grown. Out of total area under horticulture crops, around 80 percent area is under vegetables and rest is under fruits and spices etc. For the year 2025-26, the budget for Horticulture is ₹ 1,068.89 crore whereas it was ₹ 646.21 crore in the year 2024-25. A sustained economic growth, rising per capita income and growing urbanization are ostensibly causing a shift in the consumption patterns in favours of high-value food commodities like fruits & vegetables. The crop diversification is necessity for agriculture-based economy in Haryana to enhance income level of small and marginal farmers.

Policies and Programmes of the Department

3.43 The department implements 20 schemes, out of which 16 are State Plan Schemes, 4 are Central Plan Schemes. Through these schemes, subsidy on various components is being provided to farmers for promotion of Horticulture in the State.

Area and Production of Horticulture Crops

3.44 Horticulture crops cover 4.18 lakh hectare area, which is 6.10 percent of the gross cropped area of the State. Production of horticultural crops in the State was 69.24 lakh M.T. during the year 2024-25.

Fruit Cultivation

3.45 Total area under fruit cultivation was 73,153 hectare in the year 2024-25 with production of 9.57 lakh M.T. For the year 2025-26, a target of 76,900 hectare area has been fixed with the production of 11.57 lakh M.T. (Table 3.12).

Table 3.12: Area and Production of Fruit Crops

Name of Fruits	Target 2024-25		Achievement 2024-25		Target 2025-26	
	Area (Hect.)	Production (MT)	Area (Hect.)	Production (MT)	Area (Hect.)	Production (MT)
Citrus	26585	381316	26199	439886	27378	526130
Mango	7824	94079	7840	92862	7980	62112
Guava	17925	211792	17448	210228	18463	221998
Sapota	1330	12713	1320	12621	1370	13060
Aonla	1693	15965	1691	12252	1741	16310
Ber	4435	52190	4388	28566	4488	107925
Others	14208	134530	14267	160519	15480	209703
Total	74000	902585	73153	956934	76900	1157238

Source: Horticulture Department, Haryana.

Vegetable Cultivation

3.46 Total area under vegetable crops was 3,34,281 hectare in 2024-25 with production of 58.57 lakh M.T. For the year 2025-26, a target of 3,46,400 hectare area has been fixed with the production of 60.38 lakh M.T. (Table 3.13).

Table 3.13: Area and Production of Vegetable Crops

Name of Vegetables	Target 2024-25		Achievement 2024-25		Target 2025-26	
	Area (Hect.)	Production (MT)	Area (Hect.)	Production (MT)	Area (Hect.)	Production (MT)
Tomato	23200	484367	22125	479016	23150	574500
Onion	26000	613777	22551	602788	26000	572000
Potato	33900	863449	33427	913380	34000	816000
Cucurbits	55900	801079	51981	712742	54000	841500
Cabbage	16300	349977	15184	329589	15900	349800
Cauliflower	29200	608991	28376	597872	29000	609000
Leafy Veg.	43500	550210	42967	535041	43500	522000
Peas	9600	106817	9897	108168	10470	115170
Brinjal	11800	189666	10720	162358	11000	169280
Radish	18800	361208	17776	373601	18500	370000
Carrot	14200	312519	12830	311210	15900	349800
Other	69600	793391	66457	731173	64980	749520
Total	352000	6035451	334281	5856938	346400	6038570

Source: Horticulture Department, Haryana.

Spices

3.47 Total area under spices was 6574 hectare in 2024-25 with production of 0.68 lakh M.T. For the year 2025-26, a target of 6,600 hectare area has been fixed with the production target of 0.51 lakh M.T. (Table 3.14).

Table 3.14: Area and Production of Spices

Name of Spices	Target 2024-25		Achievement 2024-25		Target 2025-26	
	Area (Hect.)	Production (MT)	Area (Hect.)	Production (MT)	Area (Hect.)	Production (MT)
Ginger	82	1230	48	668	82	1230
Garlic	3785	37850	3986	62880	4040	40400
Fenugreek	1365	2730	1227	1465	1377	2754
Coriander	650	1300	946	1046	680	1360
Others	418	4836	367	1727	421	4856
Total	6300	47946	6574	67786	6600	50600

Source: Horticulture Department, Haryana.

Medicinal and Aromatic Plants

3.48 Total area under Aromatic Plants was 2,662 hectare in 2024-25 with production of 4,557 M.T. For the year 2025-26, a target of 2,800 hectare area has been fixed with the production of 5,262 M.T. (Table 3.15).

Table 3.15: Area and Production of Medicinal and Aromatic Plants

Name of Medicinal and Aromatic Plants	Target 2024-25		Achievement 2024-25		Target 2025-26	
	Area (Hect.)	Production (MT)	Area (Hect.)	Production (MT)	Area (Hect.)	Production (MT)
Aloevera	18	540	1	6	18	540
Lemon Grass	18	540	0	0	18	540
Others	295	2894	2661	4551	2764	4182

Total	331	3974	2662	4557	2800	5262
--------------	------------	-------------	-------------	-------------	-------------	-------------

Source: Horticulture Department, Haryana.

Flower Cultivation

3.49 Total area under flower cultivation was 1,830 hectare in 2024-25 with production of 0.19 lakh M.T. For the year 2025-26, a target of 2,300 hectare area has been fixed with the production of open field flower 0.30 lakh M.T. and cut flower 588.25 lakh (Table 3.16).

Table 3.16: Area and Production of Flowers

Name of Flowers	Target 2024-25			Achievement 2024-25			Target 2025-26		
	Area (Hect.)	Production (MT)	Cut Flower Production (lakh)	Area (Hect.)	Production (MT)	Cut Flower Production (lakh)	Area (Hect.)	Production (MT)	Cut Flower Production (lakh)
Marigold	3081	30810	0	1520	18060	0	1888	28320	0
Gladiolus	220	0	28000000	55	0	11000000	77	0	11550000
Rose	270	0	52000000	177	0	35400000	251	0	43000000
Others	326	1837	23037500	78	1091	858850	120	1510	4275000
Total	3897	32647	100375000	1830	19151	47258850	2300	29830	58825000

Source: Horticulture Department, Haryana.

Focus on Protected and Vertical Cultivation

3.50 For raising disease free nursery, off-season and pesticide residue free vegetables, green house technology can play a vital role. Govt. is giving more focus on protected and vertical cultivation with total subsidy of 50 percent to general farmers and 85 percent to S.C. farmers and so far 3,660 acre area under bamboo stacking, 306.7 acre area under protected structures, 1,626.7 acre under plastic-tunnels and 1,529.9 acre under mulching has been covered in 2024-25. Category wise progress is summarized in Table 3.17.

Table 3.17: Category-wise Progress of Protected and Vertical Cultivation

Category	Achievement 2024-25	Target 2025-26
	Physical (Acre)	Physical (Acre)
Poly House/Net House	306.68	487
Replacement of Cladding Material	38.65	70.26
Low Tunnels	1626.73	1104
Mulching	1529.95	5558
Bamboo Stacking	3660	903.5
Total	7162.01	8122.76

Source: Horticulture Department, Haryana.

Mushroom

3.51 In the year 2024-25, a production of 18,384 M.T. of mushrooms was achieved. For the year 2025-26 a target of 18,500 M.T. has been fixed. Haryana is the largest production of Button Mushroom. During 2024-25, 5 mushroom production units and 8 mushroom compost units were established.

Community Water Tank

3.52 The Department has created around 5,679 water tanks since 2004-05 to 2024-25, during 2024-25, 151 water tanks were created at farmers field having community water tanks (31), individual water tanks (81), rainwater harvesting tanks (39) and 0.125 lakh mtr. water conveyance pipeline been laid in Morni area. A total of 167 farmers benefitted for an amount of ₹ 481.07 lakh.

Mechanization

3.53 To promote mechanization an increased assistance of ₹ 600 to ₹ 12,50,000 is being given to farmers. During 2024-25, total 819 horticulture machineries were given to the farmers.

Production of quality planting Material: During 2024-25, a total of 198.07 lakh hybrid vegetable seedlings, 2.40 lakh grafted fruits plants, 7.01 lakh potato mini tuber and 4,800 qtl. seed potato are provided to the farmers for sowing.

Post-Harvest Management: During 2024-25, 9 cold stores 74 small pack houses and 91 onion storages were established.

Major Projects

JAPAN INTERNATIONAL CORPORATION AGENCY (JICA) Project

3.54 The Government of Haryana has approved "The Project for Promoting Sustainable Horticulture in Haryana" under JICA ODA loan. The total cost of project is ₹ 2,738.40 crore with JICA portion of ₹ 2,105.40 crore and State Share of ₹ 632.90 crore. The Minutes of Discussion was signed between Ministry of Agriculture and Farmers Welfare, Govt. of India, JICA and Govt. of Haryana on dated 14.11.2023. The project will be implemented in two tranche (phases) in nine years. 1st phase will be from the period of 2024-25 to 2027-28 and second phase will be from 2028-29 to 2032-33. This project shall help in the establishment of complete supply chain in horticulture in Haryana with technological interventions both at forward and backward level and it will usher a new era in Haryana.

Haryana-UK CoE on PHM

3.55 Haryana Govt. and University of Birmingham has executed MoU at Birmingham (UK) on 29.09.2022 for establishment of Centre of Excellence for Crop Post-Harvest Management and Sustainable Cold Chain (CoE-CPMC) in Haryana State. This Centre will demonstrate the modern cold storage, supply chain & value chain technologies, start up and incubation centre shall also be established for new innovations in the field of value addition, packing and packaging apart from applied research.

Establishment of Honey Quality Laboratory

3.56 Govt. of India has approved a project proposal for setting up of Quality Control Lab with cost of ₹ 20 crore at Integrated Bee-keeping Centre, Ramnagar, Kurukshetra. This project will surely improve the quality of honey and improve the status of beekeepers in Haryana by getting higher prices of quality tested honey.

Haryana Potato Policy-2022

3.57 Govt. has approved Potato Policy-2022 on 20.07.2022 with a vision to increase the seed potato production in the State to next level. A 8 year action plan has launched with the target to increase seed potato production from 10,000 MT to 6 lakh MT by 2030 through Potato Tissue Culture based Mini-Tubers (PTCMT) and further generation in aeroponics, net houses and dedicated open fields both at Potato Technology Centre (PTC), Shamgarh, Karnal and at registered farmer fields through system of certification. During the crop season of 2024-25, around 4,800 qtl. of seed potato and 7.01 lakh of mini tubers were produced.

Haryana Beekeeping Policy-2021: Haryana has launched Beekeeping Policy featuring a 10 year action plan that focuses on quality honey through various quality intervention. Govt. has made a provision of 85 percent assistance on purchase of bee boxes from Beekeeping

IBDC centre, Ram Nagar, Kurukshetra and also of 75 percent assistance on purchase of bee equipment's honey processing, bottling and on honey testing. During 2024-25 for honey production, 1,35,257 bee boxes, bee colonies and bee equipment's were provided to the keeper. Govt. of India has approved a project proposal for setting up of Quality Control Lab with cost of ₹ 20 crore.

Establishment of Honey Trade Centre

3.58 For the trade of honey in the Haryana, a Honey Trade Centre has been established with a cost of ₹ 2.64 crore. This will benefit beekeepers and traders for marketing their honey.

Establishment of Centre of Excellence

3.59 Haryana State is on forefront for establishment of Center of Excellence in the country to demonstrate horticulture technologies and so far, Eleven Center of Excellence has already been established in different agro climatic zones of the state, where the established proved technologies shall be demonstrated and transferred for increase in quality and production. The work on three new Centers of excellence at Nuh, Kaithal and Panchkula for Kharif onion, vertical farming and post-harvest management is being undertaken. Three new Centers of excellences will be established in Ambala, Yamunanagar and Hisar for Litchi, Strawberry and Date palm.

Mukhyamantri Bagwani Bima Yojana (MBBY)

3.60 This scheme was implemented in 2022-23 to strengthen the cluster development programme. It encouraged farmers to raise horticulture crops to increase their income levels and to use innovative and moral agricultural practices. During the year 2024-25 total a total of 147 farmers were registered for an area of 534 acre and claim amount of ₹ 47.11 lakh has been settled for 39 beneficiaries.

Initiatives

3.61 (A) Quality Control Labs: The Government has established Two Quality Control Labs for analysis of pesticide residue in horticultural produce at Sirsa and Karnal at a cost of ₹ 3.90 crore. Both labs have the facility for analysis of residue content in samples of horticulture and agriculture produce, soil & water. During the year 2024-25, 3,241 number of samples were analyzed in both labs.

(B) Crop Cluster Development Programme (CCDP): A new programme namely Crop Cluster Development Program has been launched with budget outlay of ₹ 510.36 crore. Under this program, in each cluster, marketing infrastructure and post-harvest management facilities like pack house, primary processing centre, grading-sorting facilities, storage facilities, refer vans, input and quality control facility etc. shall be created for forward and backward linkage for effective marketing of horticulture produce. For this purpose, 40 centres have already been established and 44 are under construction.

Bhavantar Bharpayee Yojana (BBY)

3.62 Haryana Govt. has started Bhavantar Bharpayee Yojana in the State from 01.01.2018 to incentivize farmers to offset the losses during low prices in the market for perishable horticultural commodities. This is a unique scheme in India. This scheme also encourages the farmers towards diversification and to expand the area under horticulture crops. Keeping in view the success of the scheme, now 21 horticulture crops have been

included under the scheme. During the year 2024-25, 62,309 farmers were registered with an area of 1,30,795 acre and ₹ 4,715.57 lakh was disbursed as incentive. (Table 3.18)

Table 3.18: Number of Farmers Benefitted Under BBY

Year	Farmers Registered (no.)	Area Registered (acres)	Incentive Paid (₹ in lakh)
2020-21	30170	54120	0
2021-22	56089	120466	376.99
2022-23	59451	128876	905.24
2023-24	53090	117099	4071.66
2024-25	62309	130795	4715.57

Source: Horticulture Department, Haryana.

3.63 Information Technology

- Department is using Social Media Platforms (Twitter, Facebook, You Tube and Instagram) to connect with horticulture farmers. Horticulture Department is bringing development in thousands of farmers and to do so, development policies, subsidies, success story of Progressive farmers, new research, FPO's formations, webinars, seminars, official's visits, veg-expos and other departmental activities are being informed to the target audience (farmers). These channels are playing a very effective role for dissemination of the information related to the Horticulture Department.
- As of now department has its own web portal i.e. HORTNET with detail of all departmental subsidy schemes. During the year 2024-25, a total of 30,996 farmers have registered on this portal, out of which 24,780 applications were approved for assistance.
- Implementation of e-office in the Head Office as well as in the district offices in the department.
- All the 14 services of department have been linked under single umbrella and contact point under the name "Khushal Bagwani" on the website of Horticulture Department.
- Department has developed a portal/website i.e. Hortsalenet (nursery. hortharyana.gov.in) for online booking of vegetable seedlings, potato seeds and fruit plants from nursery centers. Beneficiary can do online payment by payment gateway through UPI, Debit Card and Credit Card etc. The link of this web is Hortharyana.gov.in.
- Department has setup a 'Baagwani Helpline Centre' at Directorate of Horticulture on 02.11.2021 with dedicated toll-free number (1800-180-2021) for addressing the queries of farmers.

IRRIGATION

3.64 Haryana is a small landlocked State in north India with only 1.4 percent of India's geographical area. Irrigation and Water Resources Department, Haryana is the principal department in the State to look after Surface Water Resource Development & Management, Ground Water, Flood Control and Management. The main objective of the Department is to ensure the supply of share from different rivers as per memorandum of understanding between partner States & orders issued time to time, apart from equitable distribution of supply in all parts of the State. Haryana is dependent upon interstate agreements for surface water. These agreements have been drawn over a period of time but enforcement and subsequently getting required water is a challenge due to interstate disputes. Haryana has developed an extensive network of irrigation canals and drinking water schemes to provide water for these needs and

emerge as one of the leading States contributing to the national food basket and providing drinking water to 100 percent villages. The scheme wise target and achievements are given in **Table 3.19**.

Table 3.19: Scheme-wise Targets and Achievements

(₹ in Lakh)

Year	Name of Programme/ Scheme	Targets		Achievements		% Achievements	
		Physical	Financial	Physical	Financial	Physical	Financial
2023-24	Rehabilitation of canals (No. of canals rehabilitated including structures)	144.5	92070.95	92.63	46958.65	64.10	51.00
	Rehabilitation of Watercourses (No. of watercourses rehabilitated)	340	19577.77	141	3041.23	41.47	15.53
	Construction of new minors (No. of new minor constructed)	12	5050.32	5	786.39	41.67	15.57
	Desilting/deweeding of canals (length of channel cleared (ft.))	335.23	12543.56	273.64	7936.84	81.62	63.27
	Desilting/deweeding/desulding of drains (length of drains cleared(ft.))	142.49	4232.83	140.36	3088.02	98.5	72.95
	Flood control & drainage works (No. of works)	231	40530.00	168	23634.00	72.72	58.31
	Construction of field channel in Hectares	60000	25000.00	62800	26164.44	104.66	104.65
	Micro irrigation under PMKSY-PDMC	44900	30798.65	17332	30291.75	78.83	98.35
2024-25	Rehabilitation of canals (No. of canals rehabilitated including structures)	148	89424.13	105.50	54291.29	71.28	60.71
	Rehabilitation of Watercourses (No. of watercourses rehabilitated)	390	20274.64	182	6733.66	46.66	33.21
	Construction of new minors (No. of new minor constructed)	11	24843.06	7	16748.48	63.63	48.06
	Desilting/deweeding of canals (length of channel cleared (ft.))	306.59	11619.75	27008.99	8779.39	88.09	75.55
	Desilting/deweeding/desulding of drains (length of drains cleared(ft.))	124.74	2981.37	11979.49	2361.07	96.02	79.19
	Flood control & drainage works (No. of works)	508	90731.93	371	52679.27	73.03	58.06
	Construction of field channel in Hectares	42	558.10	42	871.26	100.00	98.43
	Micro irrigation under PMKSY-PDMC	40400	35599.00	20000.00	10763.00	49.50	30.23

Source: Irrigation and Water Resources Department, Haryana.

3.65 Irrigation and Water Resources Department (I&WRD), Haryana is primarily responsible for operation and maintenance of canal and drainage network in the State including supply of water for irrigation, drinking, pond filling and industrial and other commercial purposes. Bhakra Canal Network & Western Jamuna Canal Network are main two Canal supply networks in the State. Bhakra system makes available the due share of Haryana in Satluj, Ravi and Beas River, whereas Western Jamuna Canal network takes care of due share of Haryana in Yamuna river. Under this scheme, the supply in the Channel is lifted to 464 feet to make it available for irrigation/drinking to higher areas.

Goals of the Department

3.66 Goal of the Haryana Irrigation & Water Resources Department is to layout an action plan, which will transform the very work culture and equip the department for

challenges of the future and to draw attention of planners and users both on key issues in long term future planning for comprehensive, integrated development & management of water resources which will be technically, economically and environmentally sustainable.

Drought Relief and Flood Control Works

3.67 To protect the State from natural disaster of flood fury and water logging, 352 schemes costing ₹ 657.99 crore has been approved during the 56th meeting of Haryana State Drought Relief & Flood Control Board. Apart from this, 463 carried forward schemes are amounting ₹ 1,489.54 crore has also been approved by Flood Control Board. During the financial year 2025-26, ₹ 422.10 crore expenditure has been incurred on 815 schemes out of which 383 schemes has been completed till now.

Feeding of Tails

3.68 With an aim to feed 100 percent tails, department has started a campaign to pay special attention to the tail. A comprehensive steps has been taken to feed 100 percent tails involving police force (special for Irrigation & Power) to curb the thefts and other offences for which a State Level Special Task Force has been constituted. During monsoon season 2025 JLN Feeder ran with maximum discharge of 2,800 Cs. water, Loharu Feeder with 1,150 Cs. water, Mahendergarh Canal with 1,100 Cs. water and JLN Canal with 570 Cs. water.

NABARD Projects

3.69 35 projects amounting ₹ 490.53 crore has been sanctioned by NABARD upto 2024-25, out of which 15 has been completed and remaining are in progress.

Recharging Wells

3.70 In order to recharge the ground water in the dark zones with rain water standing in the fields, a scheme for construction of 1,000 recharge bore wells costing ₹ 40 crore has been approved under “Mera Pani Meri Virasat”. About 8,000 acre land being submersed every year shall be benefited with this scheme. The construction work of 928 recharging wells in district: Fatehabad, Kurukshetra, Sirsa under “Mera Pani Meri Virasat” have been completed and 72 farmers have denied to construct the bore wells in their fields. An amount of ₹ 35 crore already spent. Apart from this, there is plan to construct 847 recharge wells in districts, Sirsa, Kurukshetra, Kaithal, Hisar and Fatehabad, out of which administrative approval of ₹ 3,916.81 lakh has been accorded by the government for 761 wells. Out of 847 recharging wells, the work of 225 recharging wells has been completed and the work of 622 recharging wells is yet to be started.

Rain Water Harvesting

3.71 158 rain water harvesting structures have been installed by the Department due to which water harvesting facility is being provided to 286 Government buildings. The total area is 585 acre.

Increasing Carrier Capacity of Western Jamuna Canal (WJC) System

3.72 The Following projects are taken up to increase the capacity of carrier system by utilizing the surplus water during monsoon period in river Yamuna:

- Increasing capacity of Western Jamuna Canal Main Line Lower from RD 68220 (Hamida Head) to RD 190950 (Indri Head), a project with an estimated cost ₹ 120.19 crore out of which work costing ₹ 101.48 crore has been completed.
- Improving capacity of WJC Main Branch from 0-154000, a project with an estimated cost ₹ 202.10 crore out of which work costing ₹ 185.98 crore has been completed.

- The work of Augmentation Canal is in progress with an amount of ₹ 380 crore. The work is 88 percent likely to be completed by 31.03.2025.
- The work for increasing the capacity, the rehabilitation of Parallel Delhi Branch from RD 0 to 145250 with an estimated cost ₹ 304 crore has been sanctioned under NABARD.
- The project estimate for construction of new Parallel Lined Channel (PLC) from Dadupur to Hamida Head and remodeling/lining of WJC MLL from RD 0 to 68220 was approved by NABARD under RIDF-XXVII and 87 percent work has been completed.

Atal Bhujal Yojana

3.73 Atal Bhujal Yojana is a Central Sector Scheme for facilitating sustainable ground water management. The primary objective of this scheme is “to improve the management of groundwater resources in the 36 number of water stressed blocks of Haryana.” Total financial outlay of the Yojana is ₹ 6,000 crore. The scheme was funded by the government of India and the World Bank on 50:50 basis. The Project is being implemented in 14 districts (Bhiwani, Fatehabad, Gurugram, Kaithal, Kurukshetra, Karnal, Panipat, Sirsa, Faridabad, Mahendragarh, Rewari, Charkhi Dadri, Palwal and Yamunanagar), 36 blocks, 1,647 Gram Panchayats. The Scheme has been closed by govt. of India w.e.f. 15.10.2025.

Modernization of Canal Network

3.74 The rehabilitation work on 251 Channels with estimated cost of about ₹ 1,175.19 crore have been taken-up mainly on Fatehabad Branch, Fatehabad Disty., Khairampur Disty., Chiberwal Minor, Bir Minor, Nara Disty., Siswal Sub Minor, Rajound Disty., Jakholi Disty., Shamdo Minor, Shudkhan Disty., Kasumbi Minor, Gigorani Disty., Rampura Minor, Kutiana Disty., Sheranwali Disty., Pilimandori Disty., Dabwali Disty., Lukhi Minor, Bichpari Minor, Chirana minor, Narnaul branch, Mahendergarh Disty. etc on priority during Financial year 2024-25 and 2025-26. Presently with an estimated cost of ₹ 527 crore, 200 bridges are being reconstructed by the department during the years 2024-25 and 2025-26.

National Hydrology Project

3.75 National Hydrology Project (NHP) is a central sector scheme to improve the extent, quality and accessibility of water resources information and to strengthen the capacity of targeted water resources management institutions in India. The Scheme is being implementing in all over India by 49 implementing agencies. Work 269 number Piezometer for monitoring of ground water level is complete. Work of installation of DWLRs on 345 station for real time monitoring of ground water level has been completed.

Adi Badri Dam & Somb Saraswati Barrage

3.76 The Government of Haryana has approved the project for releasing water into Saraswati River under Saraswati River Rejuvenation and its Heritage Development Project (Phase-I) at an estimated cost of ₹ 388.16 crore. Through the Central Ground Water Board the assessment of potential groundwater recharge capacity has been done, in which it has been confirmed that there is a good possibility for groundwater recharge under this project. The design of various components of this project is being prepared by the Central Water Commission. The Memorandum of Understanding between the Government of Haryana and the Government of Himachal Pradesh for the construction of Adi Badri Dam has been signed on 21.01.2022. For this, ₹ 37.96 crore have been transferred to Govt. of Himachal Pradesh for

various development works as per relevant MoU Clauses. This dam is to be constructed by the Himachal Pradesh Government.

Supply water to Mewat & Gurugram Area

3.77 Haryana Public Health Engineering Department has formulated new schemes to address the problem of brackish water in the Mewat region of Nuh and Gurugram districts, for which the Irrigation and Water Resources Department, Haryana, will provide raw water. In addition, HSVP and HSIIDC are also developing sectors in this area. These sectors will also be provided with raw water. To meet the water demands of HUDA, HSIIDC, and HSVP, a new carrier system called the Mewat Feeder Canal will be proposed as a pipeline system. The government granted administrative approval for works costing ₹ 1,161.05 crore on 29th February, 2024. Tenders were invited, but they were cancelled due to administrative reasons. Since this project will draw water from the GWS Canal, its tenders will be re-issued only after the reconstruction of the GWS Canal.

Upstream Storage Dams

3.78 The Government of Haryana is pursuing vigorously for the construction of upstream storage dams namely Renukaji, Kishau and Lakhwar Vyasi on river Yamuna for getting assured water supply to State from river Yamuna and its tributaries Giri and Tons.

Renuka Dam: For Renuka Dam total contribution of the State's towards component is ₹ 1,162.6 crore of which ₹ 555.95 crore is to be borne by State of Haryana out of which ₹ 265.10 crore is already deposited in the 4th instalments.

Lakhwar Dam: For Lakhwar Dam total contribution of the State's towards component is ₹ 1,146.69 crore of which ₹ 548.33 crore is to be borne by State of Haryana out of which ₹ 109.66 crore is already deposited in the 1st instalment.

Haryana Water Resources Authority

3.79 Haryana Water Resources Authority (HWRA) has prepared Haryana Integrated Water Resources Action Plan (IWRAP) 2023-26 on 09.06.2023. The aim is to reduce the water gap by 49.73 percent in the next two years by saving water. Three level committees have been formed for the implementation and monitoring of IWRAP. For the FY 2023-24, ₹ 38.35 crore has been earmarked for water conservation projects of the Irrigation and Water Resources Department. The Department has been awarded the "Water Digest Water Awards" for the year 2022-23 and 2024-25 in the category of Best Initiative in Ground Water Administration and Management due to the efficient implementation of the IWRAP in Haryana by HWRA.

State Specific Action Plan (SSAP)

3.80 Haryana Irrigation Research and Management Institute (HIRMI) have been entrusted with the responsibility of implementing the SSAP under the National Water Mission (NWM) to ensure security, sustainable development and management of water resources. AS State Level Steering Committee (SLSC) has been constituted under the Chairmanship of the Chief Secretary, Haryana to monitor the preparation of SSAP. Most of the data related to the State Specific Action Plan has been received from various departments of Haryana. To complete this work quickly, the process of contracting with IIT Ropar as a consultant has been completed. Now the present status of 1st stage of SSAP i.e. Status Report

has been approved by the steering committee and the 2nd Stage Interim Report of SSAP was received in HIRMI Kurukshetra on dated 19.10.2024.

Satluj Yamuna Link (SYL)

3.81 To carry Haryana's share of Ravi-Beas surplus water, SYL Canal proposed in 1976 in view of GoI order dated 24.03.1976 regarding allocation waters between Punjab, Haryana and Delhi.

- Owing to non-completion of the SYL Canal, Haryana is presently receiving only about 1.62 MAF through the Bhakra Main Line against its authorised share of 3.50 MAF. This severe shortfall has aggravated drinking water and irrigation scarcity in southern Haryana, forcing strict rotational water supply during summer months.
- Balance 1.88 MAF could not be carried due to capacity constraints.
- Haryana started the construction of SYL Canal (91 km) during the end of 1976 and completed it during June, 1980 at a cost of ₹ 55.81 crore for SYL and ₹ 250.00 crore overall for developing this system, but Punjab completed 90 percent (out of 121 km.) of the work before its stoppage in 1990 in its jurisdiction.
- The Hon'ble Supreme Court, vide decree dated 15.01.2002 and orders dated 04.06.2004, directed Punjab to complete the balance portion of the canal. These directions have not been complied with till date.
- Subsequently, Punjab enacted the Punjab Termination of Agreements Act, 2004, nullifying all Ravi-Beas agreements. On a Presidential Reference under Article 143, the Hon'ble Supreme Court on 10.11.2016 declared the Act unconstitutional.
- Despite repeated directions of the Hon'ble Supreme Court in 2017, 2019 and 2023 to execute the decree, Punjab has not completed the canal till date.
- In compliance with the Hon'ble Supreme Court's directions dated 04.10.2023, an affidavit was filed by the Union of India on 01.04.2025 regarding land status and water availability. At the hearing on 06.05.2025, the Hon'ble Court directed both States to cooperate with the Union of India for an amicable settlement, failing which the matter was proposed to be taken up on 13.08.2025.
- Accordingly, 2 meetings were convened under the chairmanship of the Hon'ble Union Jal Shakti Minister with the Hon'ble Chief Ministers of Haryana and Punjab on 09.07.2025 & 05.08.2025 at New Delhi. During the discussions, State of Punjab introduced a new version of diverting waters of eastern Rivers, in view of the suspension of the Indus Waters Treaty (IWT) by the Government of India. The proposed initiative is expected to enhance water availability in Punjab, thereby creating scope for equitable sharing with partner States. State of Haryana is of opinion that seeking a referendum on a matter that has already been settled through a judicial decree is legally untenable and may be viewed as a tactic intended to delay compliance with the Supreme Court's orders.
- The matter was listed in the Hon'ble Apex Court on 12.01.2026 wherein based on the affidavit submitted by Union of India, it has directed that the matter may be resolved between the parties before the next date of hearing fixed for 08.04.2026.
- Lastly a joint meeting of Hon'ble CM Haryana and Punjab was held on 27.01.2026 wherein it was decided that periodical meetings at the level of Secretaries of both the States shall be convened for finding an amicable solution in the matter.

- Haryana reiterates that construction of the SYL Canal and availability of water are two distinct matters. The State firmly holds that Punjab must comply with the decree and orders of the Hon'ble Supreme Court and complete the balance portion of the SYL Canal, so that Haryana may receive and carry its authorised share of Ravi–Beas waters.

Achievements Pertaining to MICADA

3.82 The main activity of CADA was to construct watercourses for supplying irrigation water to the farm fields. In the month of December, 2020 the Government has changed the name of Command Area Development Authority to Micro Irrigation & Command Area Development Authority. Till March, 2021 the Pradhan Mantri Krishi Sinchayee Yojana-‘Per Drop More Crop’ scheme was being implemented by the Horticulture and Agriculture & Farmer Welfare Department. Now the mandate for implementing the micro irrigation component of PDMC scheme has been given to MICADA since April, 2021. The following components of PMKSY are being implemented by MICADA in the State:

- (i) Drip Irrigation System
 - (ii) Mini Sprinkler System
 - (iii) Portable Sprinkler System
 - (iv) On-Farm water pond for micro irrigation
 - (v) Integration of Canal Water Channels (piped and civil construction), Farm Pond, Solar Pumps and Micro Irrigation Systems.
- In case, farmer/group of farmers opt to excavate the On Farm Water Tank at their own level, then 70 percent 85 percent subsidy is being provided to them in accordance with Water Tank Policy 2021. Similarly, for installation of Solar Powered Pumps 75 percent subsidy of the total cost and 85 percent subsidy of the total cost for installation of Micro Irrigation System, will be provided to the farmers.
 - To promote micro irrigation system in the fields of farmers, MICADA has prepared a project under NABARD-MIF with an estimated cost of ₹ 189.46 crore. Under this project an area of 12,840 acre of land is to be brought under the micro irrigation of 28 outlets.
 - One another project under NABARD MIF with an estimated cost of ₹ 399.97 crore has been prepared. Under this project, an area of about 27,584 acre will be brought under micro irrigation of 71 outlets.
 - The Auxiliary infrastructure work of these projects is almost completed, and the micro-irrigation work is in progress. Under these projects, an expenditure of approximately ₹ 377.57 crore has been incurred so far. The remaining work related to these projects will be completed soon.
 - MICADA, Haryana has identified about 1,200 watercourses covering an area of 6.06 lakh acre for which rehabilitation is required. Out of which 583 water courses has been completed and the works on 340 water courses are in progress, rest of the watercourses are in the process of estimation and tender. In the current FY 2025-26 budget provision of ₹ 200.50 crore has been made for execution of the above said work.
 - A budget provision of ₹ 677 crore has been kept for the current financial year 2025-26 to executive all the activity of MICADA. Out of which budget provision ₹ 355.99 crore has been made under RKVY-PDMC to cover an area of 1.01 lakh acre under MI and for providing financial assistance on 2,200 On-Farm Water Tank (Community or

individual) for adopting micro irrigation. Out of above budget ₹ 290.56 crore has been incurred.

FORESTS

3.83 The Government of Haryana is committed to enhancing and conserving forest and tree cover across the State. The vision of making Haryana green, clean, and pollution-free, in 2023 the Government declared over twenty thousand hectares of land as protected forests, significantly contributing to the increase in forest and tree cover. The department is actively involving in all segments of society in this endeavour, emphasising the protection of forests, wildlife resources, and the rich biodiversity that these ecosystems encompass.

Tree Planting Campaigns and Community Involvement

3.84 The department has launched a comprehensive Tree Planting Campaign. A notable aspect of this campaign was the involvement of school children under Paudhgiri Abhiyan. Since the inception of scheme in the year 2018-19, 122.29 lakh saplings have been provided to the students of classes 6th to 12th. During 2025-26, 12.77 lakh saplings have been made available to the students. This initiative focused on educating and motivating children to plant saplings and nurture them. Furthermore, under the "Jal Shakti Abhiyan" launched by the Hon'ble Prime Minister of India, 19.42 lakh saplings were distributed to Gram Panchayats. Overall, a total of 151.23 crore saplings were planted and distributed throughout the State during the year 2025-26.

Pran Vayu Devta Pension Scheme

3.85 The Haryana Government has introduced the "Pran Vayu Devta Pension Scheme" as a mark of respect for trees that have served humanity for decades. Under this scheme, healthy trees over 75 years old or above on lands like Panchayat, public, private and Government properties are selected for an annual pension. Under this scheme, the custodian of tree/trees gets a pension of ₹ 2,750 per year. In the financial year 2023-24, under this scheme, 3,819 trees were honoured by providing them pension, with a total of ₹ 105 lakh disbursed to their custodians. ₹ 99.30 lakh has been disbursed in F.Y 2025-26 to their custodian. The process of selection of Pran Vayu Devta trees and granting their pension will continue in the year 2024-25 as well. This pension amount will be increased, similar to the Old Age Samman Allowance Scheme.

Road Side Plantation

3.86 During 2023-24, a significant effort was made in planting greenery along roads, particularly the Trans-Haryana Expressway, 152D where nearly 85,000 saplings were planted. During the year 2024-25, 32,500 plants have been planted. This not only provides fresh air but also adds a soothing visual element to the landscape.

Ek Ped Maa Ke Naam

3.87 On emotional initiative of Hon'ble Prime Minister of India" Ek Ped Maa Ke Naam" campaign was started under the Chairmanship of Hon'ble Chief Minister on World Environment Day on 5th June, 2025 at Charkhi Dadri. In F.Y 2025-26, a target of planting 90 lakh sapling has been set for department, out of which 146.98 lakh plants have been planted under this campaign.

ANIMAL HUSBANDRY AND DAIRYING

3.88 Animal Husbandry & Dairying Department is providing free veterinary health care and animal breeding services to the livestock farmers of the State through well-developed network of 2,884 veterinary institutions (Govt. Veterinary Hospitals and Govt. Veterinary Dispensaries) catering the needs of 71.26 lakh livestock of the State.

3.89 Haryana possesses 2.1 percent of the bovine population of the country but contributes 125.93 lakh tone milk which is more than 5.11 percent of the nation's total milk production. Similarly, per capita per day milk availability in the State is 1,128 grams against the national average of 485 grams, which is third highest in the Nation.

3.90 During the year 2024-25, 11.58 lakh cows and 28.19 lakh buffaloes and during the year 2025-26 (upto 31st December, 2025), 8.85 lakh cows and 20.52 lakh buffaloes have been artificially inseminated with high genetic potential semen. During the year 2024-25, 4.74 lakh cow calves and 11.38 lakh buffalo calves and during the year 2025-26 (upto 31st December, 2025) 3.47 lakh cow calves and 9.28 lakh buffaloes calves respectively have been born.

3.91 The department has done deworming of 152.32 lakh animals during the year 2024-25 and 110.68 lakh animals during the year 2025-26 (upto 31st December, 2025) which helps in reducing worm load and increase the overall production of livestock. The Department is running a scheme of providing 50 chicks of 10 days old of low input poultry breed free of cost to the economically weaker sections of society to uplift the nutritional and economic status of their families. Under this scheme, during the year 2024-25 and 2025-26 (up to 31st December, 2025) 1182 and 768 units respectively have been established and out of allotted budget of ₹ 90 lakh, an amount of ₹ 62.34 lakh have been utilized during the current year.

3.92 To provide employment opportunities to the unemployed youth belonging to Scheduled Castes in the State, a provision of 50 percent subsidy has been made for establishment of 1,500 (2/3 milch animals) dairy units and 100 (10 female+1 male) piggery units. Under this scheme, during the year 2024-25, 1,527 beneficiaries (1,472 dairy units + 55 Piggery units) and during the year 2025-26 (up to 31st December, 2025) 1,513 beneficiaries (1,462 dairy units + 51 piggery units) have been benefited and out of allotted budget of ₹ 54.90 crore, an amount of ₹ 4,169.72 lakh has been utilized.

3.93 To provide employment opportunities to the unemployed youth belonging to Scheduled Castes in the State, 800 units of (15 female+1 male) sheep/goat are to be established by providing 90 percent subsidy on unit cost. During the year 2024-25, 827 and 2025-26 (up to 31st December, 2025), 704 beneficiaries have been benefited.

3.94 The unemployed youth are provided assistance for self-employment in the form of subsidy to establish 2, 4 and 10 milch animal's dairy units and interest subvention on loan raised by them to establish milch animal dairy units of (Women's only) 20 and 50 milch animals. Under this scheme, during the year 2024-25, 720 units and 2025-26 (up to 31st December, 2025) 902 units have been established. To conserve and promote Haryana, Sahiwal and Belahi Indigenous breed of cattle in the State owners of recorded high milk yielding breeds are being awarded with cash incentive money of ₹ 5,000 to ₹ 25,000. Under this scheme, 1,797 top quality animals were identified during the year 2024-25 and 1,466 animal have been identified during the current financial year 2025-26

(up to 31st December, 2025).

3.95 To conserve and promote high yielding Murrah germplasm in the State, owner of recorded high milk yielding Murrah buffaloes are being awarded with cash incentive money of ₹ 20,000 to ₹ 40,000. Under this scheme, 782 top quality animals were identified during the year 2024-25 and 1,021 animal have been identified during the current F.Y. 2025-26 (up to 31st December, 2025).

3.96 The Department is providing prophylactic vaccination to the livestock of the State for Foot & Mouth (FMD) and Hemorrhagic Septicemia (HS), Swine Fever, Goat Pox, Sheep Pox, PPR, Enterotoxaemia etc. Entire livestock is vaccinated free of cost at the livestock owners doorstep. During the year 2024-25, 94.15 lakh livestock and 2025-26 (up to 31st December, 2025), 74.58 lakh livestock of State have been vaccinated under this scheme.

3.97 The Government is determined to tackle the menace of stray cattle in the State, and the department has assisted in rehabilitation of 58,864 stray cattle in different Gaushalas of State and farmers have been benefitted indirectly due to less crop damage and prevention of propagation of poor germplasm.

3.98 Under the major scheme Mukhyamantri Antyodaya Parivar UtthanYojana implemented in the State of Haryana from the financial year 2021-22, for increasing income of the Antyodaya families. A total of 93,868 application have been received under this scheme, out of which 87,764 application have been sponsored to bank and 37,579 beneficiaries have been benefitted. The department and Aayog are assisting the Gaushalas of the State for procurement of fodder, establishment of Gau Sev Aayog and in mitigation of the natural calamities like famine, floods etc. A total of 694 Gaushalas are registered with Gau Seva Aayog and during the current year an amount of ₹ 165.63 crore has been disbursed as fodder grant.

3.99 To provide working capital to livestock farmers, there is a provision to provide Pashudhan Kisan Credit Cards (PKCC) by different banks of the State. Total 2.20 lakh Pashudhan Kisan Credit Cards have been sanctioned by the banks, an amount of ₹ 3,449 crore has been disbursed to livestock owners of the state.

3.100 The unemployed youth of state, desirous of engaging in livestock farming are provided short term 11 days training in Diary, Sheep, Goat, Pig and Poultry farming. During the year 2024-25 total 2,624 youths and during the year 2025-26 (up to 31st December, 2025) 2,226 youths respectively have been imparted such training for self-employment.

3.101 A proposal for the digitization and computerization of all Veterinary Institution at the district level block level, tehsil level and sub-tehsil level has been approved. For this purpose, a supplementary budget of ₹ 4 crore has been allotted .The process for procurement of the required equipment has been initiated for the digitization work.

3.102 The establishment of BSL-II Labs at Panchkula and Sonipat is under process. For the renovation/repair of both Labs, funds have been released to the tune of ₹ 13.65 lakh and ₹ 24.23 lakh respectively.

3.103 To provide 24x7 animal health and breeding services to the farmers of the state, an ambitious project “Mobile Veterinary Units” has been launched by the state. Bhavya

Health Care and Dhanush Health Care agencies has been running these mobile veterinary units and call centers on PPP mode, under which 70 mobile veterinary units have been provided to different district of the state, wherein, each Mobile Veterinary unit manned by a Vet, a Para-vet and a Driver cum attendant has been provided to each district in the state, these service are available on call basis through toll free number 1962.

FISHERIES

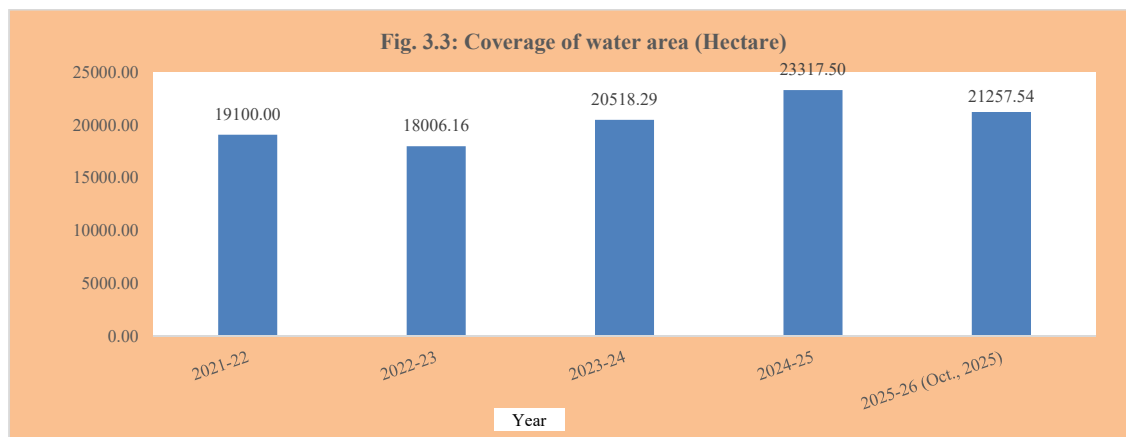
3.104 After Green and White Revolution, the State of Haryana is now on the threshold of Blue Revolution. Fish culture as subsidiary occupation is becoming popular among fish farmers of the State.

3.105 During the year 2024-25, 23,317.50 hectare area was brought under fish culture by stocking of 15,039.71 lakh fish seed producing 2,32,339.70 MT fish. Similarly, during the year 2025-26, (upto October, 2025) an area of 21,257.54 hectare has been brought under fish culture by stocking of 15,769.67 lakh fish seeds surpassing the target 12,400.00 lakh fish seeds. The fish production reached admirable 1,59,321.30 MT against the target 2,48,000 MT. Coverage of water area for fish culture from 2020-21 to 2024-25 is given in **Table 3.20** and **Fig. 3.3**.

Table 3.20: Coverage of Water Area

Coverage of Water Area (Hectare)	Year				
	2021-22	2022-23	2023-24	2024-25	2025-26
	19100	18006.16	20518.29	23317.50	21257.54 (up to Oct., 2025)

Source: Fisheries Department, Haryana.



3.106 To utilize the saline affected and water logged area, the department has introduced pioneering project under the Pradhan Mantri Matsya Sampda Yojana in the year 2020-21. This visionary project focused on White Shrimp (*Litopenaeus Vannamei*) Culture in saline affected area of the State. During the year 2024-25, an area of 2,360.24 hectare was designated for White Shrimp Culture in Saline-affected regions. Further, in the year 2025-26 (upto October, 2025), a remarkable 2,555.84 hectare has been brought under Shrimp Culture accompanied by stocking of an astonishing 5,388.79 lakh Shrimp seed and 14,785.3 MT Shrimp production. During the year 2025-26, an ambitious plans to elevate fish productivity raised from 10,000 Kg./per Hect./per year to 12,000 Kg./per Hect./per year.

FOOD, CIVIL SUPPLIES AND CONSUMER AFFAIRS

3.107 The period of procurement of wheat was from 1st April to 15th May, 2025. There were 418 mandis/purchase centres opened for procurement of wheat on Minimum Support Price of ₹ 2,425 per qtl. fixed by Government of India. 72.89 LMT wheat was procured. 117 mandis/purchase centres opened for purchase of Mustard, 11 mandis/purchase centres opened for purchased of Gram, 25 mandis/purchase centres for purchase of Barley and 15 Mandis/purchase centres for purchase of Sunflower were opened.

3.108 The period of procurement of Paddy is from 23.09.2025 to 15.11.2025. For procurement of paddy on MSP 249 mandis/purchase centres have been opened. During the season a quantity of 62.13 LMT paddy has been procured on MSP of ₹ 2,389 per quintal. 38 mandis/purchase centres for purchase of Moong, 19 Mandis/purchase centres for purchase of Maize and 7 mandis/purchase centres for purchase of Groundnut have been opened. The last two years of procurement of Rabi and Kharif Crops are given in **Table 3.21**.

Storage

3.109 The procurement agencies of the State, including Food and Supplies Department, Haryana have a covered storage capacity of 123.63 (owned 59.71+hired 63.95) LMT. Out of this, Food Department has a storage capacity of 4.83 LMT, HAFED 27.23 LMT, HSWC 18.90 LMT, FCI 8.75 LMT for a capacity 63.92 LMT hired from all private agencies. The State Government is cautious to minimize the storage loss and to enhance the covered storage capacity.

Table 3.21: Procurement of Rabi and Kharif Crops

Year	Wheat (LMT)	Gram (MT)	Mustard (MT)	Paddy (LMT)	Maize (MT)	Sunflower (MT)	Moong (MT)	Bajra (MT)
2024-25	71.50	0	10.74	54.00	-	31661.00	2664.15	4.49
2025-26	72.89	5.30	7.75	62.13	-	46220	-	230

Source: Food, Civil Supplies & Consumer Affairs Department, Haryana.

3.110 The project for construction of 40,656 MT capacity godowns at Hisar has been approved. The estimated cost for this project will be ₹ 2,695.26 lakh. The NABARD will provide 95 percent of this amount (i.e. 2,560.50 lakh) under Warehouse Infrastructure Fund (WIF) scheme and 5 percent of this amount i.e. ₹ 134.76 lakh will be borne by State Government. The Haryana State Warehousing Corporation is Nodal Agency for this project. The godowns for a capacity of 17,556 MT have been completed and godowns for a capacity of 23,100 MT capacity are under process. Departmental warehouse with a capacity of 53,130 MT is to be constructed in Mahuwala (Fatehabad), costing approx. ₹ 28.37 crore to ₹ 30 crore and Panchkula been appointed as Nodal agency.

Construction of Steel Silos

3.111 The Government of India/FCI has decided that HUB & SPOKE will be constructed at 18 locations in Haryana. The HUB Silo will be constructed in revenue district at Rohtak, Bharu, Jind, Sonipat, Kaithal (2 lakh MT) and Panipat for a capacity of 4.50 lakh MT (50,000 MT each station). Spoke Silo will be constructed at 12 locations (Assandh, Gharanunda, Samalkha, Gohana, Pilukhera, Uchana, Safidon, Fatehabad, Ratia, Bhuna, Palwal, and Hodal) for a capacity of 3 lakh MT (25,000 MT capacity at each location. FCI is the Nodal Agency for construction of HUB and Spoke Silo.

Consumer Affairs

3.112 To enhance empowerment and awareness, the helpline guides the consumers about the provisions of Consumer Protection Act, 2019 which is enforced since 27th September, 2013. State Consumer Helpline provides help to consumers by providing guidelines/advises to sort out their complaints on all working days from 9.00A.M. To 5.00 P.M. in the State. The number of complaints received since 2013 to 31.10.2025 are 83,988 out of which 83,974 complaints (99.98 percent) have been resolved.

Distribution of Sugar under PDS

3.113 The Government of India is providing 1 kg sugar per card per month only to Antodya Ann Yojana (AAY) families. The State Government has provided 1 kg sugar per BPL family @ ₹13.50 per kg per month since January, 2018. The State Government is bearing ₹ 12.98 crore per month and ₹ 158 crore annually 2025-26.

Distribution of Mustard Oil under Antodya Aahaar Yojana

3.114 The State Government has decided that from July, 2023 those families in the state having annual verified income in the family identity card less than ₹ 1.80 lakh, will be given 2 liter of mustard oil per family per month at the rate of ₹ 20 per liter. It will be made available through HAFED and Harhit (Agro). From July, 2025, 2 liter of fortified mustard oil began to be distributed at a revised rate of ₹ 100. As of August, 2025, fortified mustard oil is being distributed at ₹ 30 for 1 litre and ₹ 100 for 2 liter (Beneficiaries are permitted to receive either 1 liter or 2 liters of fortified mustard oil at one time. No additional demand for oil, has been accepted later). The State Government is incurring ₹ 1,312 crore annually in the financial year 2025-26. The distributions of essential commodities are given in **Table 3.22**.

Table 3.22: Scheme-wise Distribution of Essential Commodities

Scheme	Commodity	Distribution (in MT/KL) 2025-26 (up to January, 2026)
NFSA-2013	Wheat + Bajra	850769 MT
	Sugar	385450 (Qtl.)
	Mustard Oil	795245 (H.Ltr.)

Source: Food, Civil Supplies & Consumer Affairs Department, Haryana.

End to End Computerization of TPDS Operations

3.115 Under End-to End Computerization of TPDS Operations digitization of 9,297 Fair Price Shops (FPS) and 243 Godowns including CONFED focal points has also been completed. 40.68 lakh families/Ration Cards and 1.59 crore members/beneficiaries have been digitized under NSFA. 100 percent Aadhar seeding of members/beneficiaries is based on Family ID data base. The State Government has decided to install Point of Sale devices (PoS) through System Integrator in Build, Own and Operate (BOO) model. Automation of FPS launched in whole of State on 1st November, 2016 by Hon'ble Prime Minister. Online grievance redressal toll free number in Haryana is 1967/18001802087.

Nominee Addition

3.116 It has been observed that there are a few beneficiaries who are unable to go to the Fair Price Shops to collect their ration such as leper, sick and old beneficiaries. Also, there are beneficiaries whose finger prints are not very clear such as beneficiaries who are engaged in labour. These beneficiaries are unable to collect their ration from Fair Price Shop through Aadhaar based Biometric Authentication. To distribute ration to such beneficiaries, an exception handling process has been provided in Aadhaar Enabled Public Distribution

System (AePDS). Such beneficiaries can nominate any person of his/her choice to collect ration on his/her behalf after Aadhaar authentication.

Har Ghar Har Grihni Yojana

3.117 The Department has been implementing new LPG subsidy scheme name Har Ghar Har Grihni Yojana from August, 2024 under which refill cylinder @ ₹ 500 is being given to the Below Poverty Line (BPL)/AAY families who are registered as LPG Consumers including Pradhan Mantri Ujjwala Yojana (PMUY) families. For the registration of the beneficiaries, a portal (<https://epds.haryanafood.gov.in>) has developed and same was inaugurated by Hon'ble Chief Minister of Haryana on 12.08.2024. To get benefits under the scheme, at present, out of 40.66 lakh, approximate 17.71 lakh beneficiaries have registered themselves on the portal.

Best Finger Detection

3.118 In order to solve the problems of identification of beneficiaries whose finger prints are not very clear, the facility of Best Finger Detection (BFD) has been introduced. Also the facility of Fusion has been introduced to address the problem of difficulty in reading the finger prints, wherein the system prompts for second finger in case one finger is not adequate for identification. The rate of success Fusion is about 98 percent which has almost resolved this kind of problem.

Integrated Management Public Distribution System (IMPDS)

3.119 Beneficiaries registered under NSFA can get their entitled food grain every month from Fair Price Shop located in any State under Integrated Management of Public Distribution System (IM-PDS). Transactions are updated on real time basis on IM-PDS. One Nation One Card has been implemented in the State. State of Haryana either stood first or second in the country in the number of transaction with 26,99,471 transactions from August, 2022 to 26th November, 2025.

Legal Metrology

3.120 Legal Metrology Organization Haryana is working with a motto of “No Less No More but just Exact” along with promise of social justice this organization deals with the Inspection, Verification and Enforcement under the preview of Legal Metrology Act 2009 and its allied rules relating to Weights and Measures etc. and Commodities in packaged form. This organization also Grants Licenses to Manufactures, Repairers, Dealers and registration of Manufactures/Packers/Importers are also executed all these exercises to protect the Rights of the consumer. Legal Metrology Organization Haryana has collected verification fees of ₹ 11.56 crore and compounding fees ₹ 34.09 lakh (upto October, 2025) during the current financial year 2025-26. The long term vision of this department is 100 percent digitalization of services being rendered to the users with 100 percent transparencies and time bound service. All the Act and Rules in which training, workshop and seminar are framed are organized by Central Government.

HARYANA STATE CORPORATION SUPPLY & MARKETING FED. (HAFED)

3.121 HAFED is the largest apex cooperative federation of Haryana State. It came into existence on 1st November, 1966 along-with the formation of Haryana as a separate State. Since then it is playing a leading role in serving the farmers of Haryana as well as consumers in India. The main objectives of the federation are:

- To make arrangement for procurement, marketing and processing of agricultural produce and allied products;
- To make arrangements for supply of agricultural inputs such as fertilizer seeds and agro chemicals and
- To facilitate the working of the affiliated Co-operative Societies.

The last 3 years turnover and profit of HAFED are given in **Table 3.23**.

Table 3.23: Turnover and Profit of HAFED

(₹ in Crore)		
Year	Turnover	Profit
2022-23	12188.22	06.12
2023-24	17560.00	08.38
2024-25	23270.00	3.89

Source: HAFED.

Notable Achievements of HAFED

3.122 Financial Report: The turnover and profit of HAFED in 2023-24 was ₹ 17,560 crore and ₹ 8.38 crore. Consequently in year 2024-25 the turnover and profit was ₹ 23,270 crore and ₹ 3.89 crore respectively.

Procurement of Paddy: HAFED has purchased 15.50 lakh M.T. Paddy during Kharif-2024 and 19.03 lakh MT of paddy during 2025-26, which constitutes about 29 percent and 30.64 percent respectively of the total Paddy procured by all the procurement agencies of the State.

Procurement of Bajra: HAFED has purchased 3.56 lakh M.T. of Bajra in the Kharif-2024 and 2.15 lakh M.T. of Bajra in the Kharif-2024-25.

Procurement of Wheat: HAFED has purchased 35.37 lakh MT of Wheat during Rabi 2024-25 and 33.60 lakh MT during Rabi 2025-26 season which constitutes about 49.46 percent and 47.28 percent respectively of the total Wheat procured by all the procurement agencies of the State.

Procurement of Sunflower: HAFED has purchased 38,903 MT under PSS during the year 2024 and 32,036 MT Sunflower Seed during 2025-26.

Sugar Mill Assandh: HAFED Sugar Mill Assandh has crushed 16.97 lakh qtl. of Sugarcane and achieved sugar recovery of 7.60 percent and turnover of ₹ 85.43 crore during the year 2024-25.

Marketing of Certified Wheat Seeds: HAFED has sold 46,760 qtl. of wheat seed, achieved turnover of ₹ 2,327.88 lakh and profit of ₹ 214.49 lakh during the year 2024-25.

Rice Mill Taraori: HAFED Rice Mill Taraori has achieved the turnover of ₹ 337.05 lakh during 2024-25. HAFED Rice Mill Taraori achieved the turnover of ₹ 236.37 lakh during 2025-26 upto 31.12.2025.

Flour Mill Taraori: HAFED Flour Mill, Taraori has achieved the turnover of ₹ 280.79 lakh during the year 2024-25, whereas, during the year 2025-26 upto 31.10.2025, Flour Mill, Taraori has achieved the turnover of ₹ 128.60 lakh.

Hafed Oil Mill, Rewari and Narnaul: During the period 2024-25 Hafed Oil Mill Rewari and Narnaul have achieved the turnover ₹ 1,746.12 crore and profit ₹ 108.50 crore. During 2025-26 upto 31.12.2025 is ₹ 728.60 crore and ₹ 17.50 crore.

Hafed Cattle Feed Plant Rohtak and Saktakhera: During the year 2024-25 Hafed Cattle Feed Plant Rohtak and Saktakhera have achieved the turnover of ₹ 39.81 crore and in the year 2025-26 upto 31.12.2025 is ₹ 28.22 crore.

Marketing of Consumer Products: During the period of 2024-25 HAFED has sold consumer products amounting to ₹ 1,030.16 crore and for the year 2025-26 upto 31.12.2025 has sold ₹ 769.19 crore.

Pesticide Plant Taraori: Hafed achieved turnover of ₹ 522.32 lakh in 2024-25 and ₹ 707.26 lakh in 2025-26 (upto 31.12.2025)

3.123 New Projects/Initiatives taken by HAFED

- HAFED has set up a new State of art Flour Mill at Jatusana (Rewari), having production capacity of 100 MT per day at cost of ₹ 13.60 crore. The Mill is fully automated with PLC control, ensuring precision at every stage of production. The Mill also has a 5,000 MT capacity silo for storage, it also has an automatic packing section for the packaging. An advance laboratory has been established to test quality and consistency of the flour.
- The civil works at CPC (Mega Food Park Project Rohtak) Rohtak have already been completed and the works of the two Primary Processing Centres (2 PPCs) are in progress.
- Budget 2025-26 of the Haryana Govt. has initiated the process of setting up of a new oil Mill at Rampura (Rewari) and a Sunflower Oil Mill in District Kurukshetra.

HARYANA STATE WAREHOUSING CORPORATION

3.124 Haryana State Warehousing Corporation came into existence on 01.11.1967. It is a statutory body created under an Act of Parliament with twin objectives of providing scientific storage facilities for a wide range of agricultural produce and notified commodities to the farmers, Govt. Agencies, Public Enterprises, Traders, etc. and to make available credit against goods deposited in the warehouses. At the time of its inception, it had only 7,000 MT capacity of own godowns. At present, the Corporation is operating 123 Warehouses out of which 118 owned and 05 Warehouses on management basis across the State with a total storage capacity of 24.35 lakh MT which consists of covered godowns of 23.66 lakh MT capacity & open plinths of 0.69 lakh MT as on 30.11.2025. The year-wise average storage capacity and its utilizations is given in **Table 3.24**.

Table 3.24: Year-wise average Storage Capacity and its Utilizations

Year	Average Storage Capacity (in MT)	Average Utilization (in MT)	% age of Utilization	No. of Warehouses
2024-25	2251850	2032305	90	123
2025-26 (30.11.2025) Tentative	2506601	2768174	110	123

Source: Haryana State Warehousing Corporation.

Inland Container Depot

3.125 (a) The Corporation is operating an Inland Container Depot (ICD)-cum-Container Freight Station (CFS) at Rewari to provide cost effective services to the Importers and Exporters of Haryana and its adjoining area of the neighbouring States. Earning of ICD during the year 2024-25 and 2025-26 (upto September, 2025) are ₹ 120.93 lakh and ₹ 43.10 lakh respectively.

(b) Construction of Godowns: Corporation has constructed 1870868 MT capacity godowns on own land, Sugarfed land & HSAMB land. The godowns capacity 15,246 MT at HSAMB

land Bawal is completed. 5236 MT SWH, Sewali, 4928 MT, SWH Pundri work in progress. The work of 14630 MT capacity at HSAMB land at Baba Ladana allotted to the agency and work could not be completed due to agitation of villagers at site.

Extension Service Schemes

3.126 The Corporation is running two extension service schemes namely: Disinfestations Extension Service Scheme (DESS) and Farmers Extension Service Scheme (FESS). Under Farmers Extension Service Scheme the Corporation imparts free training to the farmers about scientific storage of agricultural produce and disinfestations measures. The warehouse staff visits surrounding villages to acquaint and demonstrate to the farmers, the benefits of scientific storage. Under Disinfestations Extension Service Scheme: Stocks of farmers, cooperatives, traders and others are disinfested in their own homes/godowns. During the year 2024-25, the corporation covered 157 villages, educated 391 farmers and earned ₹ 4.16 lakh. During the current year 2025-26 (upto 30.11.2025), the corporation covered 78 villages, educated 633 farmers and earned ₹ 4.59 lakh.

Financial Achievements

3.127 During the financial year 2024-25, the corporation has earned profit of ₹ 878 lakh before tax and ₹ (-) 1,022 lakh after tax. The corporation is one of the State Agency for procurement of Wheat, Paddy and Bajra for central pool at the Minimum Support Price. The corporation started with procuring only two items i.e. Wheat and Paddy. The status of procurement of Wheat and Paddy of last 2 years are given in **Table 3.25**.

Table 3.25: Procurement of Wheat and Paddy

Year	Wheat			Paddy		
	Procurement by HSWC	Total Procurement of State	% age to total Procurement	Procurement by HSWC	Total Procurement of State	% age to total Procurement
2024-25	16.10	69.75	23.10	8.55	52.19	16.38
2025-26 (30.11.2025)	16.03	72.25	22.50	10.32	59.40	17.37

(in Lakh MT)

Source: Haryana State Warehousing Corporation.

HARYANA STATE AGRICULTURAL MARKETING BOARD

3.128 The HSAM Board was set up on 1st August, 1969 for exercising superintendence and control over the Market Committees in the Haryana State. Since inception, the Board has established 114 Principal Yards, 84 Sub Yards and 220 Purchase Centres. In addition to this, the HSAMB has also constructed a network of 7,454 rural link roads having length 19,189 km. out of which 3,092 roads having length 8,088 km. has been transferred to Zila Parishads & Other Departments time to time. At present 4,362 roads having length 11,101 km. is with HSAMB for maintenance and upkeep.

Development Works

3.129 The HSAMB has spent an amount of ₹ 835 crore on the Development/Up-gradation of Grain/Vegetable Markets, construction & maintenance of Link Roads after 01.11.2024 to 31.10.2025. The total expenditure of ₹ 561 crore has been made on the development works during current financial year 2025-26 upto 31.10.2025. The head wise detail is as under:

Mandi Works: The HSAMB has spent an amount of ₹ 133 crore on the Development of New Grain/Vegetable Markets and up-gradation of facilities in the existing markets. The

development works to the tune of ₹ 150 crore for providing such facilities in the mandis are in progress.

Construction of New Link Roads: HSAMB has completed the construction of 125 new link roads having length 324 km. with an expenditure of ₹ 150 crore. The works on 142 link roads having length of 345 km. with an estimated cost of ₹ 188 crore are in progress at various stages of construction. It is decided that metalling of 5 Karam Katcha path in the State connecting one village to other.

Special Repair of Link Roads: During this tenure, the special repair works on 576 link roads having length of 1,682 km. have been completed with cost of ₹ 241 crore upto 31.10.2025. Further, the special repair works on 474 link roads having length of 1,300 kms with an estimated cost of ₹ 288 crore are in progress/tenders invited.

Market Fee: A target of ₹ 900 crore has been fixed for collection of Market fee during the financial year 2025-26 against which an amount of ₹ 716 crore has been received upto 31.10.2025.

3.130 New initiatives

Apple, Fruit & Vegetable Market: The apple market at Sector-20, Panchkula has also been made functional in October, 2016. The HSAMB is developing Apple, Fruit & Vegetable Market at Pinjore on 78.33 acre land with an estimated cost of ₹ 152.72 crore.

Flower Market at Gurugram: The GMDA agreed to provide 8.00 acre land for the establishment of Flower Market at Sector-52A Gurugram. The process for change of land use from 'Open Space' to 'Mixed Land Use' is in progress.

Masala Market at Sersa: In order to shift the business of spices from congested Khari Bawli Market, Delhi, a Masala Market at Sersa, Sonipat is being planned in coordination with HSIIDC.

Geo-Referencing of Roads

3.131 Unique IDs have been allotted to all the 4,362 link roads being maintained by the Board. Geo-reference survey along with GPS photographs of each road has been completed. The data base of all entire roads infrastructure has been created. An application "Mhari Sadak" has been developed by the State Govt. in collaboration with Haryana Space Application Center with the objective to provide pothole free roads to the citizens of the State.

3.132 (A) e-Kharid: The e-Kharid system is a joint initiative of the Haryana State Agricultural Marketing Board and the Food & Supplies Department. The scheme was launched on 27.09.2016 at Karnal. The transactions have been started from 01.10.2016. The State Govt. has taken the decision to develop & maintain the e-Kharid Software by the IT Department in Government Domain. After development of the software, the procurement started from Rabi Season-2021 and thereafter procurement is being done through this software. All the registered farmers account under MFMB, Aarthiyas in the State and the State/Centre Govt.

(B) e-NAM: National Agriculture Market (NAM) is envisaged as a pan-India electronic trading portal which seeks to network the existing APMC and other market yards to create a Global Market Platform for agricultural commodities. The scheme envisages implementation of the e-NAM by setting up of an appropriate common e-market platform that would be deployable in selected 585 regulated wholesale markets in States/UTs desirous of joining the

e-platform. Haryana is one of the 18 States/UTs in India who has implemented the e-NAM. The 81 Market Yards of the Haryana State has been integrated with the e-NAM portal during the year 2020 & balance 27 mandis have been recently integrated with the e-NAM portal during December, 2022. The progress of the State under the project can be gauged by the fact that during relevant period from 01.04.2024 to 31.12.2024, Haryana has traded about 141.97 lakh quintal valuing ₹ 4150.56 crore. Haryana is also the first state to start the payment on line through e-NAM portal in Charkhi Dadri. During above tenure, the e-Payments of 1407 invoices valuing ₹ 32.92 crore benefiting 557 farmers has been generated through e-NAM. The 108 APMCs have started the online trading through e-NAM. APMCs in Haryana are having good infrastructural facilities. Assaying laboratories have been established 54 e-NAM mandis. Regular trainings and awareness programs to farmers, traders and commission agents are being conducted at APMC level. The main focus is on Non- MSP crops where actual price discovery can happen.

Atal Kisan-Sharmik Canteen

3.133 Haryana State Agricultural Marketing Board has taken an initiative and established 'Atal Kisan-Sharmik Canteen' in the mandis throughout the State at 86 locations for providing subsidized meal (Lunch) @ 10 to the Kisan and Majdoors. HSAMB has established these canteens in coordination with the HSRLM. The first such canteen at Karnal mandi was inaugurated on 29.12.2019. Till now, the HSAMB has established 86 such canteen approvals.

INDUSTRY, ENERGY, ROADS & TRANSPORT

Industrialization is regarded as essential for rapid development of any country or state, because it plays a vital and crucial role in the development of an economy. It accelerates economic growth in a State and thereby increases the contribution of Industry Sector in the State Domestic Product as well as contributes significantly to employment. It represents a process that involves economic and social changes. The impact of this process is the transformation of a society from the pre-industrial stage into industrial stage. To make position of the State as a pre-eminent Investment destination and facilitate balanced, regional & sustainable development supported by a dynamic governance system, the State government has adopted a wide scale of innovation & technology and skill development for nurturing entrepreneurship as well as generating employment opportunities.

INDUSTRIES AND COMMERCE

4.2 The State has always been regarded as industrial powerhouse of the country keeping Sustainable Development Goals 2030 under consideration. The first and foremost agenda of the State Government is to strengthen the business climate of the State thereby making Haryana State as a global investment destination of choice. The Government is continuously working towards this goal by implementing various reforms to reduce the regulatory burden and attract private sector participation in the State's economy.

4.3 The State Government promulgated Haryana Enterprises & Employment Policy-2020 (HEEP-2020) w.e.f. 01.01.2021 to propel the State's growth story. This policy seeks to establish Haryana as a competitive and investment favoured destination, achieve regional development, export diversification and augment livelihood opportunities for its people through resilient economic development. The policy objective is to attract investments of ₹ 1 lakh crore and generate 5 lakh jobs in the State.

4.4 Additionally, the Department of Industries and Commerce undertook a targeted approach towards sector development in Haryana. The department has launched strategic sectoral policies for the thrust areas like Haryana Agro-business and Food Processing Policy, 2018, MSME Policy 2019, Haryana State Data Centre Policy 2022, Haryana State Startup Policy 2022, Electrical Vehicle Policy 2022, Haryana Registered Vehicle Scrappage and Recycling Facility Incentive Policy 2024. Currently, the Department is formulating new policies such as the Haryana Logistics & Warehousing Policy (aligned with the PM Gati Shakti National Master Plan and National Logistics Policy 2022), Draft Haryana IT/ITeS, AI, Haryana Global Capability Centres (GCC) Policy 2025 and Emerging Technologies Policy etc. These policies are offering various lucrative fiscal incentives and undertaking multiple measures to reduce the regulatory burden on the investor.

4.5 The transition to electric mobility is a promising global strategy for de-carbonizing the transport sector. India is among a few countries that support the global EV30@30 campaign, which targets to have at least 30 percent new vehicle sales be electric by 2030. Keeping this in mind the Government has launched Haryana Electric Vehicle Policy-2022, envisaging to harness Haryana's inherent strength in automotive manufacturing

sector for exploring opportunities in the Electric Vehicle (EV) manufacturing. The policy places a special emphasis on the creation of end-to-end ecosystem for E-Mobility in the State and envisages at harnessing Haryana's inherent strength in automotive manufacturing sector to support Electric Vehicle manufacturing and adoption within the State.

4.6 Objectives of the Haryana Electric Vehicle Policy-2022

- To promote clean transportation by promotion of use of Electric Vehicles (EVs) in the State.
- To make usage of Electric Vehicles affordable and easy, by setting up of a widespread and accessible charging infrastructure.
- To make Haryana a global hub for manufacturing of Electric Vehicles (EVs), major components of EVs and batteries for EVs.
- To generate employment opportunities in the State.
- To promote Research and Development (R&D) on various aspects of electric mobility. There are 13 schemes under the EV Policy, out of which 12 schemes are being monitored by the Industries Department. All the 12 schemes have been notified and digitally implemented on the Invest Haryana portal. The scheme for "Incentive for buyers" has also been notified and implemented through NIC. 1623 applications have been approved till 12.11.2025 with the subsidy to the tune of ₹ 58.09 crore under Purchase Incentive Scheme.

4.7 Apart from easing regulations, Haryana is adopting a three-pronged approach for Ease of Doing Business (EoDB). The State's EoDB strategy is being implemented in three phases i.e. 'Design & Develop', 'Implement & Use' and 'Improve'. The ultimate objective of Haryana's 3 phase strategy is to create a conducive environment for businesses. State Government is working in close coordination with the Department for Promotion of Industry and Internal Trade, Ministry of Commerce, Government of India. Haryana secured the "Top Achiever" category in three reform areas (Business Entry, Land Administration, and Sector-Specific Healthcare) under the Business Reforms Action Plan (BRAP) 2024 assessment released by DPIIT on 11th November 2025. The State implemented 402 reforms under BRAP 2024, achieving a remarkable 99.50 percent score, the highest ever in the BRAP journey. Additionally, Haryana was ranked as an "Achiever" State in the Logistics Ease Across Different States (LEADS) 2024 ranking released by the Government of India in January, 2025.

4.8 One of the major reforms taken by the State is to establish single roof mechanism, Haryana Enterprise Promotion Centre (HEPC) on 2nd Feb., 2017. Single Roof Clearance System supported by interactive portal i.e. www.investharyana.in offering all enterprise related clearances/services online has been set up. So far, it has processed 6.74 lakh+ services (CAF pin) proceeds and 5 lakh + services have been granted respectively. The portal now delivers 140+ industrial clearances from 30 departments such as Consent to Establish, Approval of Building Plans, Electricity Connection, Consent to Operate, Occupation Certificate etc. are now being granted through HEPC in a time bound manner. All services are delivered within a time frame of maximum 15-30 days. The single roof mechanism developed by Haryana is unique because of its statutory backing under the Haryana Enterprises Promotion Act, 2016. Formulation of HEPC has helped channelizing the approval

processes and has reduced the multiple touch points for investors. In the year 2022-23, average clearance time has come down from 22 days to 12 days. HEPC operates Helpdesk to guide investors and resolve their queries regarding process, timelines and other similar queries related to industrial services. Tickets (queries) are created and required to be closed within time (5 days). More than 99 percent of the tickets were cleared within the time limit. Since October, 2019, 765 applications have been granted deemed clearance across various services under BRAP available on HEPC portal. Helpdesk resolved 1923 grievances out of 1929 for which average (median) time taken is only 2 days against 15 days of PSGA mandated timelines.

4.9 Several big ticket projects have been mobilized/allotted land in HSIIDC Industrial Estates in recent times (March, 2022 onwards), which would not only boost investments in the State and generate employment avenues but also provide impetus to MSME and ancillary units. These projects includes:

- Maruti Suzuki India Ltd. has been allotted 800 acres of land at IMT Kharkhoda under the Ultra Mega Project category for setting up a car manufacturing facility, with a proposed investment of ₹ 18,000 crore. The project is expected to generate employment opportunities for approximately 11,000 persons. The company commenced commercial production at its Kharkhoda facility in February, 2025 and has already grounded an investment of ₹ 9,413 crore.
- Flipkart Group is setting up Asia's biggest supply center on 140 acre land with at Patli Hajipur, Manesar with the project proposed investment of ₹ 1,389 crore in the State and also proposed employment of 16,000 persons.
- M/s Faiveley Transport Rail Technologies India Pvt. Ltd. Project for manufacturing of various components for Railways/Metros at IMT Rohtak, with fixed capital investment of ₹ 201 crore.
- In Panipat, M/s Aditya Birla Group has been allotted 70 acres land at Industrial Estate for its Paint manufacturing facility. The project is having investment of ₹ 1,622 crore and proposed employment of 786 persons.
- ATL Battery Technology India Pvt. Limited was allotted 178 acres of land at IMT Sohna to establish one of the world's largest Li-ion battery manufacturing unit. The two-phase Mega project entails a proposed investment of ₹ 7,083 crore and is expected to generate employment for 6,786 persons.
- Uflex Ltd. project for manufacturing of Polyester chips at IE Panipat, with an investment of ₹ 596 crore, over an area of about 14 acre.
- UNO Minda Ltd. Project at IMT Kharkhoda over an area of 94 acre for designing and manufacturing of alloy wheels for passenger vehicle, with project investment of ₹ 1,153 crore.

4.10 Under the Startup Policy, the Government of Haryana notified six fiscal schemes for startups on 23rd July, 2024 namely, Seed Fund Assistance @up to ₹ 10 lakh, Cloud Storage Reimbursement @ 75 percent reimbursement of expenses incurred on Haryana-based Data Centres, up to ₹ 2.5 lakh/startup/annum for 5 years, Lease Rental Subsidy @ 30 percent subsidy for general startups, 45 percent for women-founded startups, up to ₹ 5 lakh for 1 year, Patent Cost Reimbursement @100 percent reimbursement of eligible expenses up to

₹ 25 lakh, assistance in acceleration program @ up to ₹ 2.5 lakh per year for startups attending national acceleration programs, and SGST Reimbursement @50 percent reimbursement for a period of 7 years, capped at 100 percent of the FCI.

4.11 Under the Panchgram Region, concept of five new cities/townships each of approx. 50,000 hectares is being conceptualized to be developed as Smart Model Industrial Townships. This is being done to promote rapid Industrial and Socio-Economic Growth. Concept Panchgram Region was placed before the Cabinet in its meeting held on 25.09.2018 and in-principle approval was given to the above concept. Post in-principle approval of the Cabinet however, two cities, City C adjoining Gurugram and City E adjoining Faridabad, have been taken up for Master Planning. The consultancy firm AECOM India Private Limited was appointed to undertaking the preparation of Master Plan 2040 for the City C adjoining Gurugram and the consultancy firm SCP Consultants (Singapore) was appointed undertaking the preparation of Master Plan 2040 for City E adjoining Faridabad.

4.12 An Integrated Multimodal Logistic Hub is to be developed over the area of about 886.78 acres in Southern Haryana which will comprise all facilities including Export Import (EXIM)/Domestic Container Yard and Container Freight Station for Storage & handling of domestic container cargo; Auto Zone for storage of automobiles; Commercial Area for commercial developments/activities and area for common facilities like-power stations & transmission, water tanks & pipes, security, truck parking etc.

As on 30.09.2025, there are 337 Large Industrial Units with an investment of ₹ 1,18,346.14 crore which are providing employment opportunities to 2.97 lakh + people.

4.13 Further, Government of Haryana is conducting sector specific survey to assess the risks associated with conducting business and to identify areas where cost can be reduced. Haryana is working in line with the central initiative on assessing regulatory cost for 13 services which is commonly essential for setting up of business and making them operational. For the survey, more than 40,000 user data of 13 services for the period 1st April, 2021 to 31st March, 2023 collected for assessment, which has been shared with DPIIT, Government of India also for Regulatory Cost Assessment.

4.14 Performance of the State on the export front is appreciable despite lack of natural resources and distance of the State from the seaports. Starting with exports of ₹ 4.50 crore during 1967-68, in FY 2024-25, total merchandise exports from Haryana stood at ₹ 1,61,707.86 crore, registering a growth of 10.62 percent over ₹ 1,46,180 crore in FY 2023-24. In the preceding year 2023-24, total exports amounted to nearly ₹ 2,75,245 crore, comprising ₹ 1,46,180 crore in merchandise exports and ₹ 1,29,065 crore in services exports. The State has emerged as one of the largest service (IT & ITe'S) exporter in the country. Haryana is the 7th largest merchandise exporter in the country, ranked 5th in the overall. Export Preparedness Index, 2022 and ranked 1st under landlocked States category.

Incentives to the Units

4.15 As per the Enterprise Promotion Policy-2015/Haryana Enterprises & Employment Policy, 2020 the incentives given to the Large & Mega Units and Warehousing units include Investment Subsidy on VAT/SGST, Electricity Duty Exemption, Stamp Duty Refund Scheme, Capital Subsidy Scheme etc. The expenditure details on incentives given to Mega, Large and MSMEs during the last 7 years are given in **Table 4.1**.

Table 4.1: The Expenditure on Incentives given to Mega, Large and MSMEs**(₹ in Crore)**

Year	Budget Allocation	Revised Budget Allocation	Expenditure
2019-20	100.00	100.00	100.00
2020-21	100.00	100.00	75.78
2021-22	100.00	50.00	29.98
2022-23	100.00	128.80	89.75
2023-24	350.00	130.10	127.62
2024-25	468.35	412.28	393.80
2025-26 (as on 31.10.2025)	899.11	899.11	301.58

Source: Industries and Commerce Department, Haryana.

4.16 Other Key Initiatives

- PM Gati Shakti: Government of Haryana has adopted the PM Gati Shakti for planning physical and social infrastructure in the State. Haryana has uploaded 29 of the mandated 30 data layers (Coastal Regulation Zone Layer is not applicable for Haryana) required for project planning. Apart from the mandatory layers, Haryana is updating additional data layers on the National Master Plan Portal.
- The State has mandated infrastructure planning for all projects valued at over ₹ 100 crore through the PM Gati Shakti National Master Plan, with the objective of enhancing logistics efficiency.
- Haryana has secured a prestigious position in the “Achiever” category for Landlocked States in the Logistics Ease Across Different States (LEADS) Survey for three consecutive years (2022, 2023, and 2024), conducted by the Department for Promotion of Industry and Internal Trade (DPIIT), Ministry of Commerce and Industry, Government of India.
- The State Government on 26th September, 2025 appointed HARSAC as the State Technical Agency to provide GIS support, including data layer creation and management to State Departments/Organizations under the PM Gati Shakti initiative. Currently, HSIIDC is planning 7 upcoming industrial estates, each with an estimated investment of more than ₹ 100 crore, using the PM Gati Shakti State Master Plan Portal.
- The Department of Industries & Commerce has undertaken significant measures to identify and decriminalize minor provisions related to business compliances, thereby enhancing the overall ease of compliance for businesses operating in the State. The Jan Vishwas (Amendment of Provisions) Bill, 2025, passed by the Haryana Vidhan Sabha on 22nd December, 2025, decriminalizes 164 provisions in 42 State Acts across 17 departments. It represents the most extensive Jan Vishwas Bill introduced by any State Government to date.

HARYANA KHADI & VILLAGE INDUSTRIES BOARD

4.17 The Haryana Govt. established the Haryana Khadi & Village Industries Board by issuing a Notification dated 19.02.1969 under Section 3(1) of the Punjab Khadi and Village Industries Board Act, 1955. The Board plays a vital role to carry the KVICs programmes and in promoting and developing Khadi and Village Industries in rural area. The objectives of the Board include skill improvement, employment generation in rural area, transfer of technology, rural industrialization, promoting self-reliance among the people and building up a strong rural community base. Other objectives are as under:

- To finance eligible borrowers through different banks.
- Provide training to persons employed or desirous if seeking employment in KVI Sector.
- Development in Khadi and Village Industries Sector.
- Promotion of sale and marketing of Khadi and Village Industries products.

Prime Minister Employment Generation Programme (PMEGP)

4.18 The Government of India is implementing a credit linked subsidy programme called Prime Minister’s Employment Generation Programme (PMEGP) for generation of employment opportunities through establishment of micro enterprises in rural as well as urban areas. Board carrying the KVIC’s Prime Minister’s Employment Generation Programme through Banks with one time Margin Money Assistance (subsidy) Programme. The rate of margin Money (Subsidy) of project cost is being provided @ 25 percent in rural areas and 15 percent in urban areas for General Category and simultaneously 35 percent in rural areas and 25 percent in urban areas for weaker section beneficiaries like SC/ST/ OBC/ Minorities/Women/Ex-servicemen/Transgender/DifferentlyAble/NER.Aspirational districts/ Hill and Border areas (as notified by the Govt.) etc. on maximum project cost for manufacture sector upto ₹ 50 lakh alongside the said margin money subsidy also eligible for service sector which having project cost upto ₹ 20 lakh. Board has achieved ₹ 1,776.20 lakh targets against total target of ₹ 1,384.87 lakh for the year 2024-25 and ₹ 2,763.44 lakh against total targets of ₹ 1,772.78 lakh till 31.10.2025 for the year 2025-26. The details of target and achievements under PMGEP scheme are given in **Table 4.2 (A)**.

Table 4.2 (A): Target and Achievements under PMGEP Scheme.

(₹ in Lakh)

Year	Total Targets			No of Cases Forwarded to Banks	Sanctioned by Banks		Disbursement		
	No. of Cases	Margin Money	Employment		No. of Cases	Margin Money	No. of Cases	Margin Money	Employment
2024-25	505	1384.87	5555	1907	854	5640.55	349	1776.20	3839
2025-26 (up to 31.10.25)	479	1772.78	5273	429	139	1045.33	430	2763.44	4730

Source: Haryana Khadi & Village Industries Board, Haryana.

HAR Khadi Outlet

4.19 An outlet has been opened from November, 2018 at Panchkula for the sale of products manufactured by the units financed by the Haryana Khadi and Village Industries Board. HAR KHADI Products of the registered units with Haryana Khadi and Village Industries Board (HKVIB) are being sold on Flipkart and Amazon portal. Initiative has also been made for the sale of ‘Har Khadi’ products on the online platform of HKVIB and the guest houses of Haryana tourism. The detail of last two years total sale of Har Khadi products are given in **Table 4.2 (B)**.

Table 4.2 (B): Total Sale of HAR KHADI Product (Panchkula)

(₹ in lakh)

Year	Total Sale
2024-25	13.27
2025-26 (upto 31.10.2025)	7.91

Source: Haryana Khadi & Village Industries Board, Haryana.

MINES AND GEOLOGY

4.20 Mines and Geology Department is responsible for systematic exploration and exploitation of the mineral resources available in the State following the principles of

sustainable development. However, Haryana is not known for having significant deposits of any major minerals. Its mining operations are largely confined to the mining of minor minerals such as Stone, Boulder, Gravel, Sand, etc. which are largely used in the construction industry.

4.21 Relevant Statutes and Rules

- **Mines and Minerals (Development & Regulation) Act, 1957:** It is a central act and provides for provision of systematic development of mining in the country in relation to grant of mineral concessions.
- **Mineral Concession Rules, 1960:** The rules framed by the Central Government for grant of mineral concessions of major minerals.
- Haryana Minor Mineral Concession, Stocking, Transportation of Minerals and prevention of Illegal Mining Rules, 2012 notified on 20.06.2012. The State rules have been framed under Section 15 & 23C of the Central Act, 1957.
- Haryana Minerals (Vesting of Rights) Act, 1973.
- Haryana Regulation and Control of Crushers Act, 1991 (commonly referred to as the Stone crushers Act, 1991) and under this act Haryana Regulation and Control of Crushers Rule, 1992 have been framed to regulate the operations of stone crusher in the State.
- Haryana District Mineral Foundation Rules, 2017.

4.22 Geological Wing of the Department is looking after the following works:

- Mineral exploration work to investigate the new mineral bearing areas in coordination with Geological Survey of India. The Geological wing and GSI has been able to establish economically viable deposits of copper (Major Mineral) at village Golwa, Mahendergarh and a block of total area of 346.913 hectares has been prepared/estimated by the Geological Wing with the help of HARSAC.
- Ground Truthing of the vacant quarries of minor minerals in the State. The Geological Wing is continuously doing Ground Truthing and Survey work of mining blocks of the vacant quarries of Minor Minerals i.e. Stone, Boulder Gravel and Sand with the help of HARSAC.
- Periodic inspections of operational mines to ensure the proper working in mines area and Demarcation work in case of any requirement.

The Geological Wing is continuously doing Ground Truthing and survey work of mining blocks of the vacant quarries of Minor Minerals i.e. Stone, Boulder Gravel and Sand with the help of HARSAC.

MINES

Notable Achievements

4.23 The Department adopted the process for awarding mining leases/contracts for minor minerals through e-auction. Presently only 45 mines are under operation out of which 01 stone mine of village Khanak, Bhiwani has been granted to HSIIDC, the State PSU on the allocation basis in relaxation of the State Rules, 2012. The district wise details of Mines in the state are given in **Table 4.3 (A)**.

Table 4.3 (A): District-wise Details of Mines in the State

District	No. of Operational Mines
Panchkula	07
Ambala	00
Yamunanagar	05 (01 suspended)
Kurukshetra	00
Karnal	06
Panipat	00
Sonipat	01
Faridabad	00
Palwal	03
Bhiwani	03 (01 suspended)
Charkhi Dadari	07
Hisar	00
Rewari	00
Mahendergarh	10
Total	42 Operational (02 Suspended)

Source: Mines & Geology Department, Haryana.

4.24 Illegal Mining

- There is no case of organized illegal mining of any mineral in the State of Haryana, however stray incidents of theft of minerals do come to the notice in the State and they are being strictly dealt with as per law. In order to check illegal mining cases the Government has notified the District Level Task Force under the Chairmanship of the Deputy Commissioner with Superintendent of Police and other related senior functionaries as members in each of the concerned district, in order to monitor/stop any incidence of illegal mining and ensure compliance with the orders of the Hon'ble Supreme Court of India in this behalf.
- These Task Forces are entrusted with the responsibility of keeping a regular watch and to take appropriate action in stray cases of any incidence of illegal mining in the districts. Further, the action taken by these Task Forces are reviewed by the State Level Task Force under the Chairmanship of the Chief Secretary.

4.25 Illegal Transportation of Mineral

- The vehicles used for the transportation of minerals from other adjoining States without valid supporting documents i.e. without valid cash bill/weightment slips and e-Ravaana are dealt as per provisions under Section 21(5) of the Mines and Minerals (Development & Regulation) Act, 1957 by imposing penalty. Apart from this, FIRs are also being lodged against the persons found indulging in illegal mining and the adjoining States are requested to share their API so that e-Ravaana issued by them can also be re-verified by the inspecting team.
- Apart from stringent checking by the officers/officials of the Department of the Mines and Geology, all other related departments such as, Forest, Pollution Control Board, Transport and Police are also taking appropriate steps to curb illegal mining. The details of vehicles seized in illegal mining/transportation of illegal mined mineral w.e.f. 28.08.2019 to 30.10.2025 are given in **Table 4.3 (B)**.

Table 4.3 (B): District-wise Number of Cases of Vehicles Seized in the State

District	Total Number of Seized Cases (upto 30.10.2025)	Total No of Cases Released (upto 30.10.2025)	Amount of Penalty Recovered (₹ in lakh)
Panipat & Karnal	1048	562	917.93
Faridabad & Palwal	1548	909	1444.35
Sonipat	1016	910	2674.89
Yamunanagar	3647	3045	2354.19
Gurugram & Nuh	1867	1482	2858.52
Mahendergarh	1638	1078	2116.09
Ambala	1173	962	1379.22
Hisar & Fatehabad	183	186	330.30
Sirsa	143	131	234.07
Rohtak & Jhajjar	445	356	760.24
Panchkula	1384	1168	1314.63
CharkhiDadri	522	492	1001.18
Kurukshetra & Kaithal	431	334	605.16
Rewari	538	496	756.94
Bhiwani	361	318	782.54
Jind	161	145	346.21
Grand Total	16105	12574	19876.46

Source: Mines & Geology Department, Haryana.

- The status cases of illegal mining/theft of minerals/vehicles found without valid proof of mining from legal sources in the State is given in **Table 4.4**.

Table 4.4: Cases of Illegal Mining and Penalty Released

Year	No. of Cases	Penalty Realized (₹ in lakh)
2017-18	1748	480.73
2018-19	2009	484.08
2019-20	2020	2017.15
2020-21	3515	8277.69
2021-22	2192	2940.01
2022-23	1187	1036.81
2023-24	1110	1664.41
2024-25	1412	1198.39
2025-26 (up to October, 2025)	1075	1023.33

Source: Mines & Geology Department, Haryana.

- The State of Haryana is working on zero tolerance policy against illegal mining and all necessary steps are being taken to ensure that no illegal mining takes place in any part of the State. It is factually wrong to say that any mining mafia is thriving in the State.
- The mining operations are being allowed only after required “Environmental Clearance” as per requirement of EIA notification dated 14.09.2006 of the Ministry of Environment Forests and Climate Changes, Government of India and Consent to Operate of the Haryana State Pollution Control Board.

Demand and Supply of Stone

4.26 Due to protracted litigations pending before Hon’ble Supreme Court, mining in the Aravalli Hill areas of the districts Faridabad, Gurugram and Mewat are lying closed. Though mining of stone in the districts of Mahendergarh, Charkhi Dadri and Bhiwani is taking place

but still due to shortage of construction material, stone in particular, is being met by the adjoining States also. The operational stone mines in the State are able to cater around 60-65 percent of the requirement of the public and private projects in the State. The State is making all out efforts to get more mining area operational so that demand of construction material could be met from the mines of the State itself.

Revenue Collection

4.27 The Revenue collection from minerals has increased during the present government. The details of the revenue receipt from mineral in the State are given in **Table 4.5 (A)**.

Table 4.5 (A): Revenue Collection from Mineral

Year	Revenue Collection from Mineral
2015-16	265.42
2016-17	494.16
2017-18	712.87
2018-19	583.20
2019-20	702.25
2020-21	1019.94
2021-22	838.34
2022-23	837.00
2023-24	814.78
2024-25	754.44
2025-26	900.86

(₹ in Crore)

Source: Mines & Geology Department, Haryana.

Activities of the Department

4.28 Earlier department was granting mineral concessions in respect of minor minerals by way of open auctions. However, now the department has switched over to e-auction system in order to have more transparency in the system. For the e-auction of the mining site, banking partner has already been chosen. For this purpose the portal has already been customized and the e-auction of the districts has already conducted.

New Initiative

4.29 The Department has signed a Memorandum of Understanding (MoU) with Haryana Space Application Centre (HARSAC) for demarcation of mining areas and Geo-Referenced mapping. A proposal of Command and Contact Centre is in process in which the person from HARSAC, NIC, IT & Department will monitor the mining activities of the contractors in their respective mining sites. In the present scenario, the units of “Haryana State Enforcement Bureau Police Station” have been increased to 22 across the Haryana State. The present government has recently signed MoU with DRIISHYA to curb illegal mining which will provide the latest information to the government through drones. In order to simplify the disposal of soil excavated by Gram Panchayats for the construction of johads or ponds a departmental portal i.e. www.kisanminesharyana.gov.in has been implemented having provisions related to the process of soil excavation

District Mineral Foundation (DMF)

4.30 The Central Government amended Mines & Minerals Development and Regulation Act, 1957 in January, 2015. One of the amendment was insertion of Section 9B, as per which District Mineral Foundations (DMF) for each of the districts were to be

constituted with object to work for the interest and benefit of persons and areas affected by mining and other mining related operations. Accordingly, Haryana District Mineral Foundation Rules have been notified on 19.12.2017. As per existing provisions of the State Rules, 2012 the mines in operation are liable to pay additional amount of 7.5 percent to a Fund namely Mines and Mineral Restoration and Rehabilitation Fund, the State Government is also contributing 2.5 percent of the amount received by the Government on account of the dead rent, royalty and contract money. The said fund is mainly to be used to work for the interest and benefit of persons and areas affected by mining and other mining related operations. In the mining affected area/districts with the help of DMF under the chairmanship of the respective Deputy Commissioners, Pradhan Mantri Khanij Kshetra Kalyan Yojana, is implemented and the same has the following objectives:

- To implement a land welfare project/program in mining affected areas, which will be complementing the existing ongoing schemes/projects of State and Central Government.
- To minimize/mitigate the adverse impacts, during and after mining, on the environment, health and socio-economics of people in mining districts;
- To ensure long-term sustainable livelihoods for the affected people in mining areas.

Accounts Fund have been opened in respective districts. Details of amounts allocated/ deposited and utilized (as on 31.08.2025) by different District Mineral Foundations Funds have been given in **Table 4.5 (B)**.

Table 4.5 (B): Detail of Amount Allocated and Utilized by District Mineral Foundations

Name of District	Total Amount Allocated/Deposited under DMF (including FD and interest) (in ₹)	Amount Utilized under DMF (in ₹)
Panchkula	9,13,62,345.00	1,21,41,965.50
Sonipat	2,19,74,048	1,40,94,000
Yamunanagar	27,64,53,772	17,51,56,000
Karnal	5,61,72,546	2,04,71,410.90
Bhiwani	24,16,12,408	10,20,372
Mahendergarh	29,64,43,860.40	10,00,89,764.83
CharkhiDadri	78,79,70,113	29,82,20,673
Rewari	6,26,453	NIL
Hisar	8,94,872	NIL
Ambala	10,750	NIL
Palwal	6,18,129	NIL
Total	1,77,41,39,296.40	62,11,94,186

Source: Mines & Geology Department, Haryana.

E-Governance

4.31 The department is granting following services online through the portal of HEPC. Hartron has already developed departmental portal/application for following services:

- Grant/Renewal of Mineral Dealer License;
- Grant/Renewal of Stone Crusher;
- Grant/Renewal Permit for Excavation of Brick Earth;
- Permit for Excavation of Ordinary Clay or Earth; and
- Permit for the Grant of Permission for Disposal of Mineral.

4.32 All the services of the department are business oriented. Any applicant requiring any of the above said service is required to fill application form for respective service along

with all documents. Further such applications are received and executed online that includes marking, verification of documents, noting, drafting, objections, remarks and grant or rejection. Everything is dealt online and paperless. A new portal namely “Haryana Mines & Geology Information System (HMGIS) portal” was launched on 13.09.2023 by the Hon’ble Chief Minister of Haryana. This portal does not allow the mineral purchase and sale by particular categories i.e. crusher to crusher, screening plant etc. which stop the malpractice of virtual sale/purchase. The said portal has been implemented throughout the state w.e.f. 25.12.2023 by replacing the old e-Ravaana system. Permission for excavation of ordinary earth up to 450 cubic meters will be available through the said portal and there will be no need for e-Rawaana transit pass.

Rates of Building Material

4.33 The present Government after constitution took steps to resume mining in the entire State so that general public could have construction material at reasonable rate. Now, Rori/Bajri/Dust of good quality are available at ₹ 14-16 per cubic feet in district Yamunanagar, whereas Sand (Yamuna Sand) is available at estimated rate of ₹ 9-10 per cubic feet in district Panipat/Karnal. The present Govt. has implemented the Inter-State Transit Pass (ISTP), under which a fee of ₹ 80 per metric tonne will be levied on all mineral-laden vehicles entering Haryana from neighboring States/Union Territories, as well as on vehicles transport mineral to destinations outside the State.

Overall Policies and Programs

4.34 The Department’s main policies are to grant mineral concessions through a process of transparent competitive bidding and to use the natural resources in the overall interest of eco-friendly sustainable development. The priorities of the State in Mining Sector are as under:

- To ensure that mining is carried out in a scientific manner, addressing the principles of sustainable development, inter-generational equities and environmental concerns;
- Ensure that the construction material is available for infrastructure related development works at economic rates;
- Revenue for the State and gainful employment generation through development of the associated down-stream industry i.e. stone-crushers, screening plants, sand-washers etc.

ENERGY (POWER)

4.35 Energy is a critical factor in infrastructure for sustained economic growth. In addition to its well- recognized role in development of different sectors of the economy, it makes a direct and significant contribution to economy in term of revenue generation, increasing employment opportunity and enhancing the quality of life. Hence, affordably priced reliable supply of electricity is necessary for effective development of the State. Haryana State has limited availability of natural sources of energy. There is very less Hydro Generation potential in the State. Even the coal mines are located far away from the State. There is very limited forest area. Wind velocity prevailing in the State is also not sufficient to exploit the power generation. Although, the solar intensity is relatively higher but the land area limitation does not encourage large scale harnessing of this resource as well. Therefore, the State has been depending on the limited thermal generation capacity installed within the State and hydropower from the jointly owned projects.

4.36 The total installed capacity available to the State is 17,003.91 MW as on 30.11.2025. It include 2,582.40 MW from State’s own stations, 846.14 MW from jointly owned projects (BBMB) and the balance as share in central projects and Independent Private Power Projects. The power availability from these sources during the year 2025-26 (upto November, 2025) was 4,38,163.13 lakh KWH. The power sold during the year 2025-26 (upto November, 2025) was 3,93,366.50 lakh KWH. The year-wise detail of installed generation capacity, power availability and power sold are given in **Table 4.6**.

Table 4.6: Installed Generation Capacity, Power Availability and Power Sold in State

Year	Installed Generation Capacity* (MW)	Total Installed Capacity (MW)	Power Available (lakh KWH)	Power Sold (lakh KWH)
1967-68	29.00	343.00	6010.00	5010.00
1970-71	29.00	486.00	12460.00	9030.00
1980-81	1074.00	1174.00	41480.00	33910.00
1990-91	1757.00	2229.50	90250.00	66410.00
2000-01	1780.00	3124.50	166017.00	154231.00
2010-11	4106.00	5997.83	296623.00	240125.00
2015-16	3611.37	11053.30	445111.00	322370.61
2020-21	3428.54	12241.41	495874.00	418352.00
2021-22	3428.54	12201.52	529358.75	458223.04
2022-23	3428.54	13442.77	596678.02	526651.78
2023-24	3428.54	14068.58	613115.23	550264.59
2024-25	3428.54	16019.16	676624.86	609785.60
2025-26 (up to Nov., 2025)	3428.54	17003.91	438163.13 (up to Nov., 2025)	393366.5 (up to Nov., 2025)

*This indicates the State’s own projects & share in jointly owned projects but excludes from Central Sector Projects i.e. NHPC, NTPC, MARUTI, MAGNUM, NAPP, RAPP & IPPs (IGSTPS, Jhajjar, MGSTPS, Jhajjar and small Hydro & Solar Projects etc.) etc.

Source: Energy Department, Haryana.

The total number of electricity consumers in the State has increased from 35,44,380 in 2001-02 to 83,40,034 in 2025-26 (up to October, 2025). The category-wise number of electricity consumers is given in **Table 4.7**.

4.37 The per capita consumption of electricity increased from 57 units in 1967-68 to 2,289 units in 2024-25. The consumption of electricity in DISCOMs during 2025-26 ending October, 2025 was 3,93,374.63 Lakh Units (LUs). The consumption of electricity by the Industrial Sector was maximum i.e. 1,55,837.95 LUs followed by Domestic Sector i.e. 1,26,633.12 LUs. For Agriculture Sector, a provision of subsidy amounting to ₹ 5,941.17 crore was made by State Government during 2024-25. The year-wise and sector-wise electricity consumed is given in **Table 4.8**.

Table 4.7: Number of Electricity Consumers in the State

Year	Domestic	Non-Domestic	Industrial	Tube Wells	Others	Total
2001-02	2759547	347437	66247	361932	9217	3544380
2005-06	3119788	387520	70181	411769	11402	4000660
2010-11	3684410	462520	85705	520391	34896	4787922
2015-16	4419364	573848	99195	613973	45790	5752170
2019-20	5391944	683042	111569	643588	27466	6857609
2020-21	5606807	717355	113773	650800	28649	7117384
2021-22	5810407	759112	118751	664882	29684	7382836
2022-23	6023446	803128	122372	683480	32449	7664875

2023-24	6220874	846608	128338	690866	35749	7922435
2024-25	6400726	891007	133305	703017	37499	8165554
2025-26 (up to Oct.,2025)	6528941	921494	135984	711517	42098	8340034

Source: Energy Department, Haryana.

Table 4.8: Sector-wise Electricity Consumed in State

Sector	(Lakh Units)			
	2022-23	2023-24	2024-25	2025-26 (upto October, 2025)
Industrial	289108.30	205319.21	281597.40	155837.95
Domestic	239799.40	157882.01	182713.70	126633.12
Agriculture	162616.00	98853.05	105542.13	60271.95
Commercial	84556.78	50344.60	-	23884.74
Public Services (Public Lighting & Public Water Works)	24048.54	13323.17	15770.91	9260.51
Railways	1660.50	1018.80	-	575.68
Miscellaneous	34967.77	23524.60	24161.56	16910.68
Total	836757.30	550265.44	609785.70	393374.63

Source: Energy Department, Haryana.

4.38 The major achievements achieved by Energy Department during financial year 2024-25 are as under:

Reduction in AT&C Losses: Concerted efforts have reduced AT&C losses by Discoms. The AT & C losses reduced to 9.48 percent during financial year 2024-25 which was 30.02 percent in the year 2015-16.

Integrated Rating: Haryana Discoms i.e. UHBVNL and DHBVNL has obtained the rating A+ & A+ respectively in the 13th annual integrating rating of Discoms for 2023-24.

Turnaround of Discoms: Discoms have achieved financial turn around and registered a net profit since 2017-18. The year-wise net profit is given in **Table 4.9**.

Table 4.9: Year-wise Net Profit in State

Year	Profit (₹ in crore)
2012-13	-3649.25
2013-14	-3553.66
2014-15	-2116.73
2015-16	-807.94
2016-17	-193.05
2017-18	412.35
2018-19	280.94
2019-20	331.38
2020-21	636.67
2021-22	263.04
2022-23	238.43
2023-24	164.64
2024-25	85.76

Source: Energy Department, Haryana.

Mhara Gaon Jagmag Gaon Scheme: Under this scheme 105 villages have given 24x7 power supply in January, 2016 which is increased to 6,017 villages upto October, 2025.

Key Initiatives

4.39 The major key initiatives are also taken by Discoms to give better services to the citizens such as:

- IT enablement of Sub-divisional Officers

- Automation in Meter Reading & Spot Billing
- Establishment of Commercial Bank office
- Approx. more than 80 percent revenue is online
- Functional Toll free number 1912
- Online delivery of citizen services
- Installation of 8.73 lakh smart meters in Karnal, Panchkula, Panipat, Gharaunda, Kalka, Pinjore, Faridabad and Gurugram.

Achievements of HVPNL

4.40 (A) During the FY 2024-25, HVPNL has commissioned 05 new substations and installed 50 transformers in the existing substations, enhancing the transformation capacity of HVPNL by 2970 MVA. Also, transmission lines of 194 km have been erected. The total expenditure of ₹ 591.61 crore (approx.) has been incurred on these transmission works. During the current FY 2025-26 (upto 31.12.2025), 02 new substations has been commissioned & installed 44 transformers in the existing substations, enhancing the transformation capacity of HVPNL by 2505 MVA. Also, the transmission lines of 264.97 km have been erected. The total expenditure of ₹ 654 crore (approx.) has been incurred on these transmission work. During the FY 2024-25, HVPNL has achieved the Transmission System Availability (TSA) of 99.60 percent against target of 99.20 percent and Intra State Transmission losses of 1.99 percent against target of 2 percent set by HERC. During the FY 2025-26, HVPNL has achieved the Transmission System Availability (TSA) of 99.46 percent (upto November, 2025) against target of 99.20 percent and Intra State Transmission losses of 1.87 percent (upto November, 2025) against target of 1.95 percent set by HERC.

(B) Achievements of HPGCL

- 250 MW Unit-7 PTPS Panipat has broken its previous record of continuous operation of 90 days after completing 258 days of continuous operation from 14.06.2024 to 27.02.2025.
- 600 MW Unit-1 RGTTP Khedar remained under continuous operation for 91 days from 27.06.2024 to 26.09.2024 and has broken its previous record of continuous operation of 87 days during 2014-15.
- 300 MW Unit-2 of DCRTTP Yamunanagar has broken its previous record of continuous operation of 144 days after completing 146 days of continuous operation from 10.07.2024 to 03.12.2024.
- 600 MW Unit-2 of RGTTP, Khedar has broken its previous record of continuous operation of 72 days after completing 78 days of continuous operation on 04.06.2025.
- 250 MW Unit-8 of PTPS, Panipat has broken its previous record of continuous operation of 122 days after completing 292 days of continuous operation on 06.04.2025.
- PTPS Panipat achieved the HERC norm of PLF (85 percent), Specific Oil Consumption (0.65ml/kwh) and Station Heat Rate (2515 kcal/kwh) by achieving the deemed PLF of 91.04 percent, Specific Oil Consumption of 0.39 ml/kwh and Station Heat Rate of 2498 kcal/kwh during 2024-25.
- DCRTTP Yamunanagar achieved the HERC norm of PLF (85 percent) and Specific Oil Consumption (0.50 ml/kwh) by achieving the deemed PLF of 97.92 percent and Specific Oil Consumption of 0.29 ml/kwh during 2025-26 (upto December, 2025).

- WYC Hydel Yamunanagar achieved the HERC norm of PLF (43 percent) and Auxiliary Power Consumption (1 percent) by achieving the PLF of 43.74 percent and Auxiliary Power Consumption of 0.71 percent during 2024-25.
- WYC Hydel Yamunanagar achieved the HERC norm of Auxiliary Power Consumption (1 percent) by achieving the Auxiliary Power Consumption of 0.74 percent during 2025-26 (upto December, 2025).
- HPGCL has started utilization of agro residues based biomass pellets (primarily paddy straw) along with coal at all the power stations of HPGCL which will help in reduction of environmental pollution caused by burning of agro residues.
- With vigorous persuasion with the Discoms for scheduling of HPGCL Units by apprising that HPGCL Units are cheaper as compared to the power being arranged from outside periphery of Haryana resulting the HPGCL Units are now being scheduled and quantum of backing down has reduced drastically. As a result the backing down percent which was 52.03 percent in FY 2020-21 has reduced to 6 percent in FY 2024-25.
- Through regular pursuance with brick manufacturers, government road construction agencies (such as NHAI) and cement companies for the disposal of ash, HPGCL has achieved ash utilization of 100 percent.
- 1x800 MW Ultra Super Critical Expansion Unit at DCRTTP, Yamunanagar: The work for setting up of 1x800 MW Ultra Super Critical Expansion Unit at DCRTTP, Yamunanagar has been awarded to M/s BHEL at EPC cost of ₹ 7272 crore.
- 1x800 MW Ultra Super Critical Expansion Unit at RGTPP, Hisar: The Government of Haryana has accorded approval for the proposal of a 1×800 MW Ultra Super Critical Expansion Unit at RGTPP, Hisar. The Detailed Feasibility Report (DFR) and Detailed Project Report (DPR) for this project have been prepared. The coal linkage has been earmarked from BCCL and CCL by Coal India Limited on 09.01.2026.
- 2x800 MW Super Critical project PTPS, Panipat: The Government of Haryana has accorded approval for the proposal of a 2×800 MW Ultra Super Critical Expansion Unit at PTPS, Panipat. The Detailed Feasibility Report (DFR) for the project has been approved on 17.10.2025. After detailed deliberations and due to various constraints, one unit of 800 MW is found suitable on existing land. Draft Detailed Project Report (DPR) has been prepared and same is under review. Further steps have been initiated to secure coal linkage for this project.

NEW & RENEWABLE ENERGY

Solar Water Pumping Programme

4.41 Haryana is an agrarian State and is contributing to the national food grain pool, so it needs adequate irrigation facilities for its farmers. To meet the irrigation needs of farmers with clean energy and to replace diesel pumps with solar pumps, the Department of New and Renewable Energy, Haryana, is implementing a scheme to provide 3 HP to 10 HP off-grid solar water pumps with a 75 percent subsidy (Central + State) for irrigation purposes in the State under component B of the Pradhan Mantri Kisan Urja Surkha Evam Utthan Mahabhiyan

(PM-KUSUM) scheme of the Ministry of New & Renewable Energy (MNRE), Govt. of India. From 2020-21 to 2024-25, 1,81,391 Solar Pumps were installed. These 1,81,391 Solar Pumps have resulted in a solar capacity addition of about 1026.54 MW in the State, which resulted in a saving of about 1016.27 million units (MUs) of electricity annually and will save an emission of about 8.42 lakh tonne of CO₂ annually. Furthermore, there is an annual financial savings of ₹ 678.20 crore in electric (RE) subsidies for agriculture pumps. 39,641 Solar Pumps have been allocated for the year 2025-26. Out of which, 28,467 pumps have been installed, and work is in progress for the installation of 11,174 solar pumps. Haryana is 2nd best performing State in the country in implementing this programme.

Bio Mass Power Projects

4.42 The Haryana Govt. has notified the Haryana Bio-Energy Policy-2018 with a target of installation of biomass based power projects. To tackle the issue of straw burning and to promote paddy straw based biomass power projects in the State, the Govt. had allotted 4 paddy straw based biomass power projects of 49.8 MW capacity in Kurukshetra (15 MW), Kaithal (15 MW), Jind (9.90 MW) and Fatehabad (9.90 MW). These projects will consume about 5.50 lakh ton of paddy straw as fuel annually.

SPV Street Lighting For Rural Area

4.43 Department is implementing 'SPV Street Lighting for rural area' Scheme with the objective of enhancing social security in rural areas and to reduce the dependence on conventional power for street lighting. Proposals for this scheme are invited through respective Additional Deputy Commissioner-cum- Chief Project Officer of the district from the interested Gram Panchayats, Block Samitis, eligible non-commercial institutions/organizations etc. Under this scheme, Standalone Solar Street Lighting Systems, each system consisting of 75 watt solar panel, Lithium Ferro Phosphate battery of 12.8V30 Ah and 12 watt LED Luminaire at pole of 5 meter height with dusk to dawn operation and Solar High Mast lighting systems, each system consisting of SPV module of aggregate capacity 440 watt, 12.8V200Ah LiFePO₄ Battery and 4x22 watt LED Luminaires, Pole of 7 meter height with dusk to dawn operation are installed through the approved suppliers. State subsidy ₹ 4,000 per Solar Street Lighting System and ₹ 20,000 per Solar High Mast Light are provided. During the current financial year, there is proposal to provide 20,000 Solar Lights.

Installation of Solar Power Plants on Government Buildings

4.44 (A) Solar Power Plants of 1 kw to 500 kw (with/without battery) are installed in CAPEX mode and the Department concerned bears the cost. Solar Plants are procured through a Rate Contract arranged by the DS&D. During 2025-26, solar power plants of total 7.7 MW capacity are proposed to be installed. Subsidy Pattern:

- Govt. Buildings (1-500 kw): No Subsidy
- Social sector institutions (1-50 kw): 50 percent Subsidy (New Scheme)
- SC-BC Dharamshalas (1-5 kw): 75 percent subsidy (New Scheme)

To saturate all the govt. building with rooftop solar plants in the State, site survey of these buildings are under process. In accordance with the PM Survy Ghar Muft Bijli Yojana (PMSG: MBY), all Govt. buildings are to be covered with RTG by 31.12.2025.

(B) Installation of Solar Power Plants in Gaushalas: Haryana Government has decided to install Solar Power Plants in all the Gaushalas in the State to meet their energy requirement with 80 percent State grant (for the power plant without battery bank) and 85 percent grant

(for hybrid solar power plants with battery backup). The balance is to be borne by Gau Sewa Aayog. So far, 331 Solar Power Plants with aggregate capacity of 2.00 MW have been installed in 330 Gaushalas. During 2025-26, it is proposed to install solar power plants of about 900 KW in 150 Gaushalas.

Energy Conservation Programmes

4.45 The Government of Haryana has undertaken several progressive initiatives to promote energy efficiency and sustainability across sectors. A landmark step was the launch of the ADEETIE Scheme on 15th July, 2025 in Panipat by the Hon'ble Union Minister for Power, aimed at deploying energy-efficient technologies in industrial establishments. This is especially impactful for Haryana's robust MSME sector, which spans 56 clusters and over 18,000 units, with four clusters already covered under the scheme. The State has also mandated ECBC compliance for commercial buildings with a connected load of 100 kW and above, resulting in 20 compliant buildings and over 450 opting for green building ratings. Additionally, Haryana supports energy audits by offering free assessments for government buildings and 50 percent financial assistance for industrial and commercial units, with over 500 audits completed. To recognize excellence in energy conservation, the State confers 30 awards annually under the State Level Energy Conservation Awards, with total cash prizes of ₹ 25 lakh.

ARCHITECTURE

4.46 The Department of Architecture Haryana is the nodal agency of the Haryana Government for undertaking architectural planning of Government Buildings of Various State Government Departments in a most economical, aesthetic and appealing manner. This Department plays a key role in the planning and development of the vital public infrastructure of the State being a service Department. This department renders Architectural Services to all Government Departments, Corporations and Universities of the State and makes efforts to evolve innovative design solutions for all projects after obtaining feedback from the client. Haryana Building Code, 2017 and the Energy Conservation Building Code notified by Government of Haryana are being adopted to make building designs Eco-friendly and Energy efficient.

4.47 The Department has worked on various important schemes including projects under C.M. announcements like New Administrative Blocks, Judicial Complexes, Civil Hospitals including Community Health Centres & Sub Health Centres, Bus Stands, PWD Rest Houses, Government Polytechnics, Government Colleges, Industrial Training Institutes, Engineering Colleges, Government Schools, Sports Stadiums, Office Buildings, Memorial buildings including development of various Tiraths etc. The Department also assists various other Departments and Corporations in various developmental works undertaken by them through Outsourcing/Technical Experts/Consultants by participating in various committees set up for the purpose and gives technical opinion/inputs.

ROADS

4.48 Roads are the basic need for the development of any economy. In order to further strengthen the road network and making it more efficient as per traffic requirements, the main emphasis has been laid on the improvement/upgradation of existing road network, construction of bye passes, bridges/ROBs and completion of road construction works. The detail of road network under PWD (B&R) in the State is given in **Table 4.10**.

Table 4.10: Roads Network in the State under PWD (B&R)

Type of Roads	Length in Kms. (upto 31.03.2024)	Length in Kms. (upto 31.12.2025)
National Highways	State PWD - 330	State PWD - 314
	NHAI - 3061	NHAI - 3100
State Highways	1638	1638
Major District Roads	1405	1405
Other District Roads	27069	27360
Total	33503	33817

Source: PWD (B&R), Haryana.

4.49 During 2025-26, a programme for improvement of roads by way of widening, strengthening, re-construction, raising, cement concrete, pavements/blocks, premix carpet, construction of side drains and culverts/retaining walls etc. were taken in hand. The financial and physical progress achieved up to December, 2025 is given in **Table 4.11**.

Table 4.11: Progress under Roads Improvement Programmes**(A) Financial Progress**

(₹ in Crore)

Head of Account	Budget Allotment 2025-26	Expenditure (up to December, 2025)
Plan-5054 (Roads & Bridge) including NABARD Loan & PMGSY	3248.60	1087.62
Non Plan-3054	585.00	331.46
Central Road Fund	150.00	148.09
NH (Plan)	300.00	147.41
Deposit Works (Roads & Bridges)	220.00	83.07
Total	4503.60	1797.65

(B) Physical Progress

Item	Length in Kms. (up to December, 2025)
New Construction	68.00
Premix Carpet (State Roads)	1637.53
Widening & Strengthening (State Roads)	3958.56
Cement Concrete Blocks/Pavement	337.77
Reconstruction & Raising	133.27
(a) Widening	} National Highways 0.00
(b) Strengthening	
	15.00

Source: PWD (B&R), Haryana.

Major Incentives

4.50 Many roads/bridges works sanctioned during the year 2025-26. The detail of sanctions works are given in **Table 4.12**. The detail of allocation for repair, maintenance and original works of buildings are given in **Table 4.13**. The department has taken steps for construction of ROBs/RUBs and Bridges to curtail delay and increase safety to passengers. The progresses of ROBs/RUBs & Bridges completed and in progress are given in **Table 4.14**.

Table 4.12: Road/Bridge Works Sanctioned during 2025-26

(₹ in Crore)

Head of Account	No. of Works	Amount (up to Dec., 2025)
Plan -5054	1980	2978.44
Non Plan-3054	120	190.83
NABARD - Roads - Bridges	70	332.93
Central Road Fund	0	0
NH	03	322.00

Source: PWD (B&R), Haryana.

Table 4.13: Allocation for Repair, Maintenance and Original Works of Buildings

(₹ in Crore)

Head of Account	Budget Allotment 2025-26	Expenditure during 2025-26 (up to December, 2025)
Revenue Buildings	157.07	133.84
Capital Buildings	510.92	383.90
Deposit Buildings	630.38	313.98
Total	1298.37	831.72

Source: PWD (B&R), Haryana.

Table 4.14: ROB/RUBs & Bridges Completed and in Progress

Description	2025-26 (upto December, 2025)
ROBs/RUBs	
(i) Completed and opened to traffic	07 = (3 HSRDC+ 4PWD)
(ii) Under construction	28 = (14 HSRDC+ 14 PWD State Scheme)
Bridges	
(i) Completed and opened to traffic	02 = (02 NABARD Scheme)
(ii) Under construction	03 = (03 PWD State Scheme)
	23 = (23 PWD State Scheme)

Source: PWD (B&R), Haryana.

NCR Works

4.51 During the financial year 2025-26, 3 number of road projects having total length 61.302 km. amounting to ₹ 346.38 crore and 2 number of work of flyover amounting to ₹ 92.35 and 1 number of work of ROB amounting to ₹ 70.42 crore are in progress under NCRPB Loan Scheme. 14 number of projects of ROB/RUBs/FOB amounting to ₹ 464.41 crore are in progress under State Head 5054 R&B (Plan). 06 number of project on civil aviation amounting to ₹ 30.28 crore are also in progress. The road project namely 4-lanning Rai-Malikpur (Rajasthan border) Nangal Chaudhary-Narnaul-Mahendergarh-Dadri Road (Old NH 148-B) in Mahendergarh District, Haryana having length 65.38 km amounting to ₹ 396.51 crore in which an expenditure of ₹ 93.41 crore has been incurred till 31.01.2025.

4.52 One building project under Deposit Head amounting to ₹ 663.86 crore are in progress which includes the work of construction of Government Medical College, Jind. The work was allotted to the agency on 13.01.2021 and an expenditure of ₹ 549.71 crore has been incurred till 31.12.2025 on this work.

4.53 Haryana State Roads & Bridges Development Corporation (HSRDC) in the year 2025-26 has already incurred expenditure amounting to ₹ 105.92 crore up to 31.12.2025 for Roads & Bridges works under NCRPB assisted schemes, ₹ 58.46 crore under State Head R & B (Plan).

4.54 The projects which are likely to be allotted during this financial year and next financial year i.e., 2026-27:

- 3 number of projects of ROBs/RUBs amounting to ₹ 306.94 crore and 5 no. projects of road having total length 204.27 km amounting to ₹ 1,644.25 crore are likely to be allotted under NCRPB Loan Scheme.
- 4 number of ROBs/RUBs under State Head amounting to ₹ 100.94 crore.
- 6 number of projects under outlay on Civil Aviation amounting to ₹ 6.49 crore (approx.).
- 11 number of projects under Deposit Head 8443 Civil Deposit (Archaeology and Heritage Projects) amounting to ₹ 47.53 crore (approx.).
- 1 number of project under CSR Head (Higher Education Department) amounting to ₹ 18.99 crore.

NABARD Schemes

4.55 Projects of 70 number of roads having length of 646.58 km amounting to ₹ 332.93 crore have been approved for sending to NABARD for sanction under RIDF-XXX in the year of 2025-26. Further, in this financial year the total expenditure to the tune of ₹ 38.04 crore have been incurred under various NABARD schemes and 36.80 km length have been improved till 30.09.2025.

TRANSPORT

4.56 The Transport Department, Haryana has 2 wings i.e. the Commercial Wing and Regulatory Wing.

Commercial Wing

4.57 A well-planned and efficient network of transport is an essential component for a developing economy. The Transport Department, Haryana is committed to provide adequate, well-coordinated, economical, safe, comfortable and efficient transport services to the people of the State.

4.58 Haryana Roadways is amongst the best run State Road Transport Undertakings of the Country. The authorized fleet of Haryana Roadways is 5,300 Buses. At present (as on 30.11.2025), it has a fleet of 4,068 buses which are being operated from 24 Depots and 13 Sub Depots. Haryana Roadways buses operate an average of 11.15 lakh km daily and carry an average of 5.96 lakh passengers per day. The norm of drivers and conductors for ordinary buses in Haryana Roadways is 1:1.4 respectively.

4.59 The performance of Haryana Roadways has been noteworthy on parameters like average age of fleet, vehicle productivity, staff productivity and fuel efficiency are amongst the best and accident rate are amongst the lowest. Haryana Roadways has won the Union Transport Minister's Trophy and cash award of ₹ 1.50 lakh each year for lowest accident rate among all the State Road Transport Undertakings in the country during the years 2005-06, 2006-07, 2007-08, 2009-10, 2012-13 and 2013-14. Haryana Roadways has been adjudged as the winner of ARSTU Trophy for the "maximum improvement in vehicle productivity during the year 2008-09 in respect of Moffusil area".

4.60 Haryana Roadways is keen to further improve public transport in the State and has taken many initiatives to improve the bus services and upgrading the public amenities at the bus stands. The plan outlay of the department which was ₹ 56 crore during 2004-05 has increased to ₹ 393.25 crore for the year 2025-26, out of which ₹ 259.03 crore have been spent

upto December, 2025. The Programme/Scheme-wise targets and achievements of last 5 years are given in **Table 4.15**.

Modernization of Bus Services

4.61 To achieve the target of sanctioned fleet of the department, new buses are being inducted in the fleet. Out of 500 new BS-VI buses ordered, 469 new BS-VI buses have been received and delivered to different depot during 2024-25 and 2025-26. Apart from above, 150 HVAC buses were procured and delivered in the year of 2024-25 and 2025-26.

4.62 An amount of ₹ 210 crore has been earmarked in the Annual Plan for acquisition of bus fleet during 2025-26, out of which ₹ 204.33 crore have been spent up to 31.12. 2025.

Table 4.15: Programme/Scheme-wise Targets and Achievements of Last 5 years

(₹ in Lakh)				
Year	Name of the Programme/Scheme	Targets	Achievements	Percentage Achievements
2020-21	i) Land & Building	14500.00	6171.15	42.55
	ii) Acquisition of fleet	10000.00	2547.32	25.47
	iii) Workshop facilities	20.00	0.00	0.00
	iv) Investment in PSUs-Share Capital to HREC	5.00	0.00	0.00
	v) Drivers Trg. Schools	10.00	0.00	0.00
	vi) Computerisation	50.00	24.94	49.88
2021-22	i) Land & Building	13000.00	3504.64	26.95
	ii) Acquisition of fleet	10000.00	1549.81	15.49
	iii) Workshop facilities	100.00	0.00	0.00
	iv) Investment in PSUs-Share Capital to HREC	5.00	5.00	100.00
	v) Drivers Trg. Schools	50.00	33.96	67.92
	vi) Computerisation	50.00	30.39	60.78
2022-23	i) Land & Building	13000.00	8525.85	65.58
	ii) Acquisition of fleet	48000.00	36172.65	75.35
	iii) Workshop facilities	100.00	0.00	0.00
	iv) Investment in PSUs-Share Capital to HREC	5.00	5.00	100.00
	v) Drivers Trg. Schools	50.00	15.01	30.02
	vi) Computerisation	200.00	169.34	84.67
2023-24	i) Land & Building	7200.00	7474.14	100.00
	ii) Acquisition of fleet	29000.00	29653.08	100.00
	iii) Workshop facilities	10.00	4.85	48.50
	iv) Investment in PSUs-Share Capital to HREC	5.00	5.00	100.00
	v) Drivers Trg. Schools	10.00	1.00	1.00
2024-25	i) Land & Building	12000.00	11684.11	97.36
	ii) Acquisition of fleet	3000.00	1536.14	51.20
	iii) Workshop facilities	100.00	99.99	99.99
	iv) Investment in PSUs-Share Capital to HREC	5.00	5.00	100.00
	v) Drivers Trg. Schools	20.00	9.96	49.80

Source: Transport Department, Haryana.

Construction/Renovation of Bus Stands/Workshops

4.63 The Government has also approved the proposal of ₹ 77 crore for the construction of Transport Bhawan for both the wings. In traffic point of view, the department has set up 125 Bus Stands at important places where amenities for the travelling public are being provided. The construction of new bus stands at Pipli (Kurukshetra), Karnal, Ballabgarh & Sector-12 Gurugram, and Sonipat (Jat Joshi) are to be taken up under PPP mode. The

construction work of new bus stands at Jansui Head (Ambala), Nangal Chaudhary (Narnaul), Tohana (Fatehabad), Cheeka (Kaithal), Mohna (Faridabad), Barwala (Hisar), Daruhera (Rewari), Rewari, KheriChopta (Hisar), and workshops at Kurukshetra, Bahadurgarh, Ambala and Palwal are in progress. Construction of Multi-level parking at Bus Stand Ambala City is also in progress.

4.64 A sum of ₹ 170 crore has been earmarked for land & building programme during the year 2025-26, out of which an amount of ₹ 52.53 crore has been spent up to 31.12.2025.

Modernization of Workshops

4.65 The workshops are being modernized by providing latest machinery, tools & infrastructure etc. for better up-keep of the buses. An amount of ₹ 13 crore has been approved for the Annual Plan 2025-26, out of which an amount of ₹ 2 crore has been spent upto 31.12.2025.

Road Safety

4.66 Haryana Roadways has been taking steps to minimize the accidents/break downs by taking all possible administrative as well as technical measures. Haryana Roadways is running 22 departmental Drivers Training Schools for imparting training and certifying new heavy vehicle drivers. During the period April to December, 2025, heavy vehicle driving training has been imparted to the 17,503 candidates to improve their skills and to obtain the required driving license. Female candidates have been given preference in newly started batches for imparting training for heavy vehicle driving. An amount of ₹ 20 lakh has been approved for the Annual Plan 2025-26, Out of which an amount of ₹ 10.43 lakh has been spent upto 31.12.2025. To control over-speeding the speed governors have been installed in all buses.

Revamping of Haryana Roadways Engineering Corporation

4.67 The workshop of Haryana Roadways Engineering Corporation at Gurugram which fabricate bus bodies for Haryana Roadways is being modernized. An amount of ₹ 5 lakh has been approved for the Annual Plan 2025-26 and the same was transferred to Haryana Roadways Engineering Corporation.

Computerization

4.68 Various official work of the department are being computerized in a phased manner. Computer hardware and its allied items are purchased every year through Govt. Nodal Agency HARTRON, to replace the out dated systems as well as to augment the additional requirements of depots /offices of Haryana Roadways.

4.69 Use of Technology

- The process of online transfer drives of 08 cadres (Inspectors, Sub-inspectors, Clerks, Store Keeper, Mechanic, Yard Master, Drivers and Conductors) was started through the application developed by HKCL.
- Haryana is the 1st State in the country to implement Open Loop Ticketing System as per the guidelines issued by Govt. of India. The estimated expenditure for implementation of the project is ₹ 100 crore over a period of 5 years. With implementation of the project state will be earning more revenue to the extent of ₹ 80 to ₹ 100 crore per year.
- Haryana is the first big state to implement 100 percent e-ticketing in the public transport.

- Under implementation of new scheme, Haryana Antyodya Parivar Parivahan Yojana (HAPPY) to benefit poor families having annual income up to ₹ 1 lakh to avail free travel, up to 1,000 km every year in Haryana Roadways buses. In the terms of smart card management total of 19,75,602 HAPPY Cards has been delivered to depots of Haryana Roadways.
- Department intends to introduce Zero Emission Electric buses to protect environment from negative effects of pollutants and to establish environment friendly transport system.

Free/Concessional Travel Facilities

4.70 Haryana Roadways is providing free/concessional travel facilities as a social obligation to deserving sections of the society such as:

- Free travel facility to the 100 percent deaf and dumb with one attendant.
 - Free travel facility to National Youth Awardees.
 - Free travel facility to women and children for 36 hours on Raksha Bandhan/Rakhi Day.
 - 100 percent mentally retarded persons with one attendant in Haryana Roadways ordinary buses within Haryana.
 - Only 10 single fares are being charged from the male students for monthly passes and girl students are allowed to travel free w.e.f. 01.01.2014.
 - 50 percent concession in the bus fare of Haryana Roadways to Haryana resident senior citizens on attaining the age of 60 years has been allowed even out of State upto the destination of Haryana Roadways buses.
 - Free travelling facilities to the Numberdars 10 days in a month from their residence to Tehsil HQ and 2 days in a month to their District HQ.
 - Free travelling passes to the Paralympics Sports Persons participating in the sports meets organized for the physically challenged persons.
 - Cancer patients along with one attendant are allowed to free travel in the buses of Haryana Roadways from their residence to Cancer Institute's.
 - The Girl students have been allowed free travelling from their residence to educational institute and travelling distance has been enhanced to 150 km from 60 km.
 - Free transport facility has been allowed to the persons with their spouses suffered during the emergency period in the standard buses of Haryana Roadways and 75 percent rebate is being given to such persons in AC Volvo buses in case of widow or widower.
 - Free travelling facility to one person accompanying with the Ex. MLAs attaining the age of 60 years or above.
 - 50 percent of the ordinary fare within Haryana for NCC cadets to participate in their training.
 - The limit of route for Concession travel facility to male students has also been increased to 150 km which was earlier 60 km.
 - Free travelling facility up to 1,000 km in one year to the citizens under Haryana Antyodya Parivar Parivahan Yojna (HAPPY).
-

Regulatory Wing of Transport Department

4.71 The Regulatory Wing of the Transport Department has been entrusted with the responsibility of the implementation of the provisions of Motor Vehicles Act, 1988, Carriage by Road Act, 2007, Haryana Motor Vehicles Taxation Act, 2016 and rules made there under. During the year 2024-25, revenue target was ₹ 5,403.60 crore against which a sum of ₹ 5,164.72 crore were collected. The target of receipts during the current financial year 2025-26 was ₹ 6,000 crore against which ₹ 3,570.54 crore have been collected upto 30.11.2025.

Improving Driving Skills

4.72 At present, 4 Institutes of Driving Training and Research are functional at Karnal, Bahadurgarh, Rohtak and Kaithal. 13 more such institutes have also been sanctioned by the State Govt. to be setup. One Regional Driver Training Centre (RDTC) is being set up at Gurugram in the premises of Haryana Roadways Engineering Corpn., Gurugram. Automated Driving Test Tracks (ADTTs) are to be set up at 13 locations in the state i.e. Karnal, Yamunannagar, Sonipat, Nuh, Faridabad, Rewari, Kaithal, Rohtak, Badhadurgarh, Palwal and Bhiwani, out of these 11 locations ADTTs at two locations (Rohtak and Bahadurgarh) have been set up by Maruti Suzuki India Ltd. Further, Haryana Roadways is also running 22 driving training schools in the State and imparting heavy vehicles driving training to the drivers. Besides this, 247 driving training schools are being run by private persons for LMV (Non-Transport) in the State.

Improving Road Worthiness of Motor Vehicles

4.73 An Inspection and Certification Centre (I & C Centre) equipped with fully automated and computerized machines has already been set up at Rohtak. This centre is being upgraded as an Automated Testing Station (ATS) catering to fitness needs of transport vehicles.

4.74 Delivery of Citizen Services

Online payment of Road Tax: Road tax is being paid online through e-GRAS, and an SMS is also being sent to the applicant indicating the amount of tax/other fees deposited.

Dealer Point Registration: Registration of new non-transport vehicles is being done at the authorized dealer level.

Faceless Services: At present, 58 services defined by MoRTH, Government of India are provided in faceless manner. The State Government was decided to provide 36 services pertaining in faceless manner, out of these, 36 services have been implemented in the software to be availed by the general public in faceless manner.

58 Transport-Related Services (Vehicle and Sarathi): are being provided in an Aadhaar-based manner without requiring any physical presence, of which 35 services are being provided by the department. Applicants do not need to visit the offices of registration and licensing authorities for these services.

Road Safety Measures and Awareness

4.75 The Fund Management Committee Meeting was held on 02.06.2025 in which ₹ 20 crore was allocated to the Transport, Police, Education, Health, Public Works Department and all District Road Safety Committees for road safety works. The Ministry of Road Transport and Highways, Government of India, New Delhi, notified the Cashless Treatment Scheme for Road Accident Victims 2025 on 5th May, 2025, which has been

implemented in the state with immediate effect. Based on the analysis of road accident data, the Ministry of Road Transport and Highways has identified Gurugram district as one of the 100 most critical districts in India under the Zero Fatality District Program. A data-driven road safety action road safety action plan has been implemented through the District Road Safety Committee Gurugram since October, 2025, which includes targeted interventions in engineering, enforcement, and trauma care.

Enforcement

4.76 During the financial year 2024-25, a total number of 92,315 vehicles have been challenged and composition fee of ₹ 129.52 crore has been collected. During the current financial year 2025-26, a total number of 52,703 vehicles have been challenged and composition fee of ₹ 111.82 crore has been collected upto 30.11.2025.

E-auction of the Preferential Marks

4.77 The system of e-auction of preferential/choice registration marks for non-transport vehicles has implemented by State Government. Preferential marks to transport vehicles shall be assigned on first come first served basis and process for making necessary amendments in the software are under process. Allotment of registration marks to Government vehicles under "GV" series also assigned by State.

Stage Carriage Scheme, 2016

4.78 A provision has been introduced under chapter V of the Motor Vehicles Act, 1988 for grant of Stage Carriage Permit for rural routes to provide more transport services to general public. The modified stage carriage scheme 2016 has been notified on 07.03.2024 for grant of permit on 362 routes mentioned in the schedule of the said scheme.

New Initiatives

4.79 E-auction of fancy numbers for non-transport vehicles has been started. 35 registration and driving license-related services are being provided without any human contact. These services are being provided through Vahan and Sarathi within the stipulated time frame under the Haryana Right to Service Act, which is also linked to the Auto Appeal System (AAS). 22 Registered Vehicle Scrapping Facilities (RVSF) have been established in the State. The Vehicle Location Tracking Device project is being implemented in the State.

CIVIL AVIATION

4.80 Civil Aviation Department, Haryana has 1 Civil Airport at Hisar and 4 Civil Airdromes at Pinjore, Karnal, Bhiwani and Narnaul and 1 Domestic Airport at Ambala. Presently, two Flying Training Centres of Haryana Institute of Civil Aviation (HICA) are established at Karnal and Pinjore where flying training is provided to the boys and girls. Haryana Institute of Civil Aviation is providing flying training to the students for obtaining Private Pilot License (PPL), Commercial Pilot License (CPL) and Instructor Rating (IR). Number of flying and persons trained in the State are given in **Table 4.16**.

Table 4.16: Number of Flying and Persons Trained in the State.

Year	Number of Flying Clubs	Number of Person Trained
1966-67	2	21
1970-71	2	53
1980-81	2	52
1990-91	3	66
2000-01	3	19
2010-11	3	36
2019-20	3	100
2020-21	2	70
2021-22	2	86
2022-23	2	108
2023-24	2	76
2024-25	2	86
2025-26 (up to 31.10.2025)	2	53

Source: Civil Aviation Department, Haryana.

EDUCATION AND IT

Human development with increased social welfare and wellbeing of the people is the ultimate objective of development planning. In any developing and emerging economy, Social Sector plays a significant role. Education, Health and Social Justice & Empowerment are the main components of the Social Sector.

ELEMENTARY EDUCATION

Cash Award Scheme for Scheduled Caste Students Studying in Classes 1st to 8th

5.2 The objective of the scheme is to provide educational avenues for Scheduled Caste Students while increasing their admission and retention ratio in Govt. schools. This scheme also reduces the drop-out rate of Scheduled Caste Students and oversees their welfare. Under this scheme, one-time allowance is being given to all Scheduled Caste boys as well as girls for the purchase of stationery articles like Geometry Box, Colour Pencils etc. at the different rates ₹ 740 to ₹ 1,250 for various classes. A budget provision of ₹ 5,000 lakh has been made during the current year 2025-26 and an expenditure of ₹ 4,418.34 lakh has been incurred and 4,02,062 students were benefited (upto 31.10.2025).

Monthly Stipends to all Scheduled Caste Students Studying in Classes 1st to 8th

5.3 The monthly allowance under this scheme is being disbursed through banks to the accounts of Scheduled Caste students studying in Govt. Schools. Under this scheme, monthly stipend is given to all the Scheduled Caste students for 12 months disbursed in 4 quarterly instalments for classes 1st to 5th it is ₹ 150 per month (Boys) and ₹ 225 per month (Girls) and for classes 6th 8th it is ₹ 200 per month (Boys) and ₹ 300 per month (Girls). A budget provision of ₹ 13, 500 lakh has been made during the current year 2025-26 and the actual expenditure of ₹ 7,831.09 lakh has been incurred and 3,91,929 students were benefited (upto 31.10.2025).

Monthly Stipends for BPL Students Studying in Classes 1st to 8th

5.4 The objective of the scheme is to provide educational avenues for Below Poverty Line (BPL) category students while increasing their admission & retention ratio in Haryana Government Schools to promote the welfare of BPL category students. To encourage the interest of such students in their study State Govt. is providing monthly stipend to the students belonging to BPL category studying in Haryana Government Schools in Classes I-VIII, subject to the condition attendance is not less than 50 percent. This scheme was introduced by the Government in the year 2009-10. Under this scheme monthly stipend is given to all the BPL category students for 12 months and disbursed in 4 quarterly instalments at the rates of ₹ 75 per month (Boys) and ₹ 150 per month (Girls) for 1st to 5th and ₹ 100 per month (Boys) and ₹ 200 per month (Girls) for classes 6th to 8th. A budget provision of ₹ 550 lakh has been made during the current year 2025-26 and the actual expenditure of ₹ 436.75 lakh has been incurred and 40,735 students were benefited (upto 31.10.2025).

Monthly Stipends for BC-A Category Students Studying in Classes 1st to 8th

5.5 The objective of the scheme is to provide educational opportunities for students from Backward Classes (BC-A) families by focusing on students in Government schools, the scheme aims to enhance admission and retention rates to promote the welfare of BC-A category. To encourage student interest in education, a monthly stipend is provided to BC-A category students enrolled in Government Schools from Classes I-VIII. This scheme was introduced by Government in year 2009-10. Under this scheme monthly stipend is given to all the BC-A category students for 12 months and disbursed in 4 quarterly instalments at the rates of ₹ 75 per month (Boys) and ₹ 150 per month (Girls) for 1st to 5th and ₹ 100 per month (Boys) and ₹ 200 per month (Girls) for classes 6th to 8th. A budget provision of ₹ 5,000 lakh has been made during the current year 2025-26 and the actual expenditure of ₹ 1,534.43 lakh has been incurred and 2,05,693 students were benefited (upto 31.10.2025).

Education Encouragement of Excellence (EEE)–Rajiv Gandhi Scholarships of Middle Schools

5.6 Under the scheme, an annual scholarship of ₹ 750 is given to each students (Boys & Girls) of classes 6th to 8th to encourage academic excellence, this incentive is provided to brilliant students who have secured a first division with a minimum of 60 percent marks. A budget provision of ₹ 150 lakh has been made during the current year 2025-26 (upto 31.10.2025).

Providing Free Bicycle to SC Students (Boys & Girls) Studying in class 6th

5.7 The bicycles are provided to only those SC students (Boys & Girls both) who come to school from other village (where a Government Middle School does not exist) beyond 2 km distance. As per guidelines of the scheme, the students will purchase cycles first. After inspecting and verifying the bills of newly purchased cycles by the concerned Headmaster/Principal, the bill will be sent to the concerned DEEO's. The amount will be credited by DBT Method to the concerned students' Bank Account directly at the rate of ₹ 2,800 Bicycle Size (20") and ₹ 3,000 Bicycle Size (22"). A budget provision of ₹ 190 lakh has been made during the current year 2025-26 and the actual expenditure of ₹ 14.96 lakh has been incurred and 515 students were benefited (upto 31.10.2025).

Mukhyamantri Saksham Scholarship Scheme for Meritorious Students for Classes 6th to 8th

5.8 The Mukhyamantri Saksham Scholarship Scheme for Meritorious Students is hereby framed with the purpose to increase purely merit based scholarships for Govt. school students of classes 6th to 8th in the State from the academic session 2020-21. The objective of this scholarship scheme is to motivate more and more students to become High Achievers in the State. About 4,500 students are covered in this scheme. The applications for the Mukhyamantri Saksham Scholarship Scheme for Meritorious Students will open after each academic year on portal. A budget provision of ₹ 140 lakh was made for the year 2025-26. The short listed of students for the scholarship in class 6th will take place over 2 stages as given in **Table 5.1**.

Table 5.1: Mukhyamantri Saksham Scholarship Scheme for Meritorious Students for Classes 6th to 8th

Class	Students Selection Criteria	Scholarship Details	Number of Scholarships	Amount (Per Year)
Class 6 th	Short listing will happen over 2 Stages Stage I- Basis SAT Score in Class 5 th Stage II- Students clearing Stage I will sit for a special competitive examination conducted by GoH and top 1500 rankers will receive the Scholarship.	Students who rank in the top 1500 students in the Scholarship exam will receive it for 3 years - 6 th to 8 th provided they score over 80 percent consistently in SAT exam of Classes 6 th and 7 th .	Top 500	6000
			Next 500	3000
			Next 500	1500
Class 7 th	Students who fulfill the following criteria will receive the scholarship: a. Cleared the Scholarship exam conducted in Class 6 th and b. Scored at least 80 percent in final exam of Classes 6 th and 7 th		Top 500	6000
Class 8 th			Next 500	3000
			Next 500	1500
			Top 500	6000
			Next 500	3000
			Next 500	1500

Source: Elementary Education, Haryana.

Providing Free Uniform to All Students (Boys and Girls) Studying in Classes 1st to 8th (Under RTE Act, Scheme)

5.9 Under this scheme free uniforms are provided to all the students studying in classes 1st to 8th. In this scheme ₹ 600 per student is provided by HSSPP under SSA scheme and rest of the amount is borne by the State Government on the State resources as per the provisions of Right of Children to Free and Compulsory Education Act/Rules in the State of Haryana. Free uniforms are provided at a rate of ₹ 800 for students in classes 1st to 5th and ₹ 1000 for students in classes 6th to 8th. A budget provision of ₹ 12,608.41 lakh (₹ 6,700 lakh by State + and ₹ 5,908.41 lakh by SSA Scheme) has been made for the current year 2025-26 and the actual expenditure of ₹ 8,411.66 lakh (₹ 2,503.25 lakh by State+ ₹ 5,908.41 lakh by SSA Scheme) has been incurred and 9,44,469 students were benefited (upto 31.10.2025).

Providing Free Stationery and Free School Bag to All Non-SC Students (Boys & Girls) Studying in Classes 1st to 8th (Under RTE Act, Scheme)

5.10 Free Stationery and School Bags are provided to all the Non-Scheduled Caste students studying in classes 1st to 8th by the Elementary Education Department on the State resources as per provisions of Right of Free and Compulsory Education Act/Rules in the State of Haryana. A budget provision of ₹ 2,000 lakh has been made during the current year 2025-26 (upto 31.10.2025).

Mid-Day-Meal Scheme

5.11 National Programme of Nutritional Support to the Primary Education, known as Mid-Day-Meal Scheme is a Centrally Sponsored Scheme and under this Scheme hot cooked food is provided to the children of Primary Classes (Bal Vatika-III, Class I-V) and Upper Primary Classes (VI-VIII) in all the Government, Local Bodies and Government Aided privately managed Primary Schools which was launched in the entire State on 15th August, 2004. The main objective of the scheme is to boost universalism of Primary Education by increasing enrolment, retention and attendance and simultaneously improving nutritional status of students of the primary classes. Under the scheme, free food grains (Wheat/Rice) are provided by the Government of India through Food Corporation of India @ 100 grams for primary children and 150 grams for upper primary children, per child per school per day. During financial year 2025-26, the Budget provision in the ratio of 60:40 (Central Share: State Share) is ₹ 66,565 lakh. As per UDISE, there are 14,210 Government Schools in which 14,85,551 students are studying.

17 Recipes in Mid-Day-Meal Menu

5.12 All school heads are directed to distribute the 17 approved recipes to the students. These meals having primary stage students at least 450 calories and 12 grams of protein, while upper primary stage students must receive 700 calories and 20 grams of protein on all school days. Milk is being distributed 2 days a week to the students of Bal Vatika-III to 8th class in association with Haryana Dairy Development Corporation Federation Limited and Protein Milk bar 2 days a week, Instant Kheer 1 day and Peanut Pinni 1 day in association with Haryana Agro Industries Corporation Federation Limited.

Achievements:

- Under MDM Scheme the Haryana Govt. is paying ₹ 7,000 per month to Cook-cum-Helpers w.e.f. 25.05.2022 (Centre Share ₹ 600 + State Share ₹ 6,400).
- From the State Government budget, all Cook-cum-Helpers are being given ₹ 600 for two uniforms in a year.

Govt. Schools

5.13

- Under RTE Act (Office Expenses & Other Charges) for financial year 2025-26, a budget of ₹ 9300 lakh was sanctioned out of which ₹ 545 lakh was issued.
- Under the Central Sponsored Scheme a total provision of ₹ 55,000 lakh (on sharing basis by both State & Center) has been allocated for the budget year 2025-26. Out of which, sanction of ₹ 10,295.73 lakh has been issued to HSSPP.
- Under the 793-Special Central Assistance budget a total of ₹ 17,120 lakh sanctioned for Scheduled Castes for the financial year 2025-26 out of ₹ 2,519.75 lakh was issued to HSSPP.

Sports

5.14 Organizing the National/State/District Level School Games Competitions for under 11 to 14 age group. Budget provision of ₹ 245 lakh for the financial year 2025-26 was done out of which a total approval of ₹ 250 lakh was issued. The rates of Sports Kit and Diet allowance for the students of classes 1st to 8th participating in the National, State and District level

Tournaments were revised. The revised rates shall be effective from the financial year 2021-22 as shown in **Table 5.2**.

Table 5.2: Revised Rates of Sports Kit and Diet allowance to the Students for National Level Tournaments

Particulars	Present Rates	Revised Rates
Diet Allowance for Players	₹ 200 Per day	₹ 250 Per day
Sports Kit (Track Kit and Playing Kit) for Players	₹ 1200	₹ 2500
Diet Allowance of Official	₹ 200 Per day	₹ 250 Per day
Track Suit for Official	₹ 1000	₹ 2500

For State Level Tournaments

Particulars	Present Rates	Revised Rates
Diet Allowance for Players	₹ 125 Per day	₹ 200 Per day
Sports Kit (Track Kit and Playing Kit) for Players	₹ 700	₹ 1500
Diet Allowance of Official	₹ 125 Per day	₹ 200 Per day
Track Suit for Official	₹ 700	₹ 1500

Source: Elementary Education, Haryana.

IT Cell

Objective and Goals

5.15 Computerization and automation of various activities within the Department of Elementary Education (including the Computerization of Directorate as well as field offices: DEEO & BEO) to provide connectivity between the Directorate with field offices for official use. The primary objective is to achieve a digital system by providing broadband internet connectivity to all Government Primary and Middle schools. This initiative aims to integrate all data regarding students, department employees and other activities through portal, mobile app and other platforms.

Achievements:

- Online modules were run to invite the online applications from students for various adventures camps (summer camp, nature study camp etc.)
- Online modules for processing Child Care Leave have been developed to ensure completely paperless application process; however, the official launch is still pending.
- An online module has been developed to invite applications for admissions to Nursery, LKG, UKG and Class I under RTE. Approximately 11,800 admissions have been successfully completed through this online application system for the session 2025-26.

SAMAGRA SHIKSHA

5.16 The vision of the Scheme is to ensure inclusive and equitable quality education from Pre nursery (Pre-School) to Senior Secondary Stage by 2030 in accordance with Sustainable Development Goals for education. The aim of the scheme is to universalize quality School Education. It also aims to support States in universalizing access to School Education from Class Pre nursery (Pre-School) to Class XII.

Objectives of Samagra Shiksha

5.17 The main objective of Samagra Shiksha Abhiyaan is to provide support in implementation of Right of Children to Free and Compulsory Education (RTE) Act, 2009. The aim is to promote Vocationalization of Education, to enhance learning outcomes of

students and to ensure equity and inclusion at all levels of School Education. For the FY 2025-26, Ministry of Education, GoI has approved a total outlay of ₹ 1,77,454.55 lakh (Including Spill Over) for the annual work plan and budget of Samagra Shiksha. An amount of ₹ 6,459.63 lakh has approved under Samagra Shiksha @ ₹ 600 per student for providing uniforms to all girls, SC boys and BPL boys studying in classes 1st to 8th. These funds have been transferred to Department of Elementary Education for further disbursement of the uniform grants to all eligible students via DBT mode. The State provides uniforms to all students of classes 1st to 5th @ ₹ 800 per student and @ ₹ 1,000 for classes 6th to 8th. An amount of ₹ 4,505.86 lakh has been approved for 14.57 lakh students. Textbooks have been provided to all students of 1st to 8th class in Govt. schools of Haryana. An amount of ₹ 3,562.02 lakh has been spent. An amount of ₹ 420.57 lakh has been approved for all 14,019 schools for conducting SMC training.

Media and Community Mobilisation

5.18 To create awareness about the scheme and enhance community participation for ensuring access, equity and improved learning outcomes, an amount of ₹ 210.28 lakh was approved. This allocation is sanctioned @ ₹ 1,500 per school for 14,019 Elementary & Secondary Schools to organise Media and Community Mobilization activities.

Special Training for Out of School Children (OoSC)

5.19 During the year 2025-26, total 33,164 OoSC have been identified in the survey conducted and are available on Prabandh Portal. PAB has approved funds of ₹ 6 crore for the implementation of this programme. The OoSC identified in the survey will be enrolled in 667 Special Training Centres (STCs) to impart them 6 months Special training (as approved this year). Similarly, 489 children (16-19 years) were identified and their data uploaded to the Prabandh Portal, however, a fund of ₹ 4 lakh has been approved for 200 children (16-19) years. These funds along with detailed implementation guidelines, have been dispatched to the field offices for further action.

Twinning of Schools

5.20 During the year 2025-26, the funds of ₹ 71.4 lakh have been approved for 2,380 Govt. schools (Primary + Higher + Senior Secondary) @ ₹ 3,000 per school have been provided to execute this programme and accordingly the funds will be released to the field offices along with the detailed guidelines.

Youth and Eco-Club (YEC)

5.21 For the year 2025-26, the funds at the tune of ₹ 173.08 lakh for Primary Schools, ₹ 111 lakh for Elementary level and ₹ 314.50 lakh at Secondary level has been approved for the implementation of this programme.

Vocational Education

5.22 In accordance with the vision of NEP 2020 to mainstream the vocational education and ensure exposure at least 50 percent learners, Haryana continues to be a leading State in the implementation of Vocational Education under NSQF. The programme has been implemented since 2012-13 through HSSPP with support under Samagra Shiksha and PM SHRI, as approved annually by the Project Approval Board (PAB), Ministry of Education. In the academic session 2025-26, vocational education is operational in 1,398 Govt. schools across 15 industry-relevant sectors. Students enrolment has also increased from 4,840 (2012-13) to 2,03,557 students (2025-26) in Classes IX-XII. Out of

these, 1,07,927 are girls and 95,630 are boys, reflecting strong girl participation. A total of 2,784 Vocational Teacher posts have been sanctioned, out of which 2,052 Vocational Teachers are engaged. 2,238 skill laboratories are functional to support hands-on training. Pre-vocational exposure for Classes VI-VIII has been provided in 1,382 schools, benefitting 1,58,785 students. Board results for 2024-25 under NSQF remain consistently high, with 99.69 percent pass in Class-X and 99.07 percent in Class XII. Placement support is provided through district-level Rozgar Melas, with 536 students receiving offer letters so far.

5.23 To promote entrepreneurship, Kushal Business Challenge (KBC 2.0) was conducted during 2025–26, with participation of 1,18,867 students forming 23,815 teams. The State-Level Summit is proposed in January, 2026 where 66 top teams will present business ideas before investors and incubators. Overall, the NSQF Vocational Education Programme in Haryana is progressing satisfactorily and is contributing significantly towards skill development, employability, and entrepreneurial orientation of school students.

5.24 Rashtriya Aavishkar Abhiyan

Exemplar Books: Budget of ₹ 12.5 lakh @ ₹ 5,000 per school is approved by PAB for providing books of exemplar problems developed by NCERT. These books are being provided in 250 PM SHRI of the State for the subject Science & Math studied by students of Class 9th-10th. Budget of ₹ 5,000 per school is provided to schools to purchase 7 sets of these books for the benefit of students.

Science Exhibition: Science exhibitions are being organized at School, Block, District, State and National Level for classes 6th to 12th. Themes, Guidelines & Timeline of NCERT is followed. Total budget of ₹ 22 lakh @ ₹ 1 lakh per district is provided to conduct the exhibitions.

Activities to Support Science & Mathematics (Elementary & Secondary Schools): Budget amounting to ₹ 375.5 lakh and ₹ 314.5 lakh is approved by PAB 2025-26 for 5,556 Elementary & 3,268 Secondary Schools. Budget is approved to develop scientific instinct among the students. The objective of the program is to provide the activity materials that are aligned with the educational curriculum and learning objectives, engagement and interactivity of students, hands-on activities, simulations, and interactive exercises can promote deeper understanding and retention of concepts.

Exposure Visit Out of the State: Budget amounting to ₹ 55 lakh is approved by PAB 2025-26 for visit of students to scientific value place outside the State. Academically brilliant students in the subject Science of Class 9th-12th have visited Jaipur, Tilonia (Rajasthan) in 2024-25.

Composite School Grant

5.25 Composite school grant amounting to ₹ 5,331.55 lakh was provided to 14,019 schools. This grant was provided for petty expenses like electricity & water charges, stationery, celebration of annual day, repair of equipment, carrying out activities under Swachhta Action plan.

Talent Search on Art and Culture

5.26 To search talent on Art and Culture, an amount of ₹ 31.90 lakh has been approved. Activities on promotion of Art and Culture will be organized at elementary

level and secondary level at School, Block, District and State level. Thereafter, the winners of State level will participate under the cultural exchange programme of Ek Bharat Shreshtha Bharat.

Inclusive Education

5.27 An amount of ₹ 445.89 lakh has been approved under Elementary Education and ₹ 869.51 lakh under Secondary Education for conducting various activities like Medical Assessment Camps, Sports & Exposure Visits, Escort Allowance, Reader Allowance, Stipend for Girls, Home Based Education, In-service training of Special Educators, Environment Building Programme, Providing Aids and Appliances, Braille Books & Large Print Books etc. for 15,562 divyang students enrolled in classes pre-primary to 12th class under Govt. & Govt. aided schools. These activities are being conducted through 360 Special Educators working under Samagra Shiksha on contractual basis at Inclusive Education for Disabled resource centres. Additionally, ₹ 191.39 lakh has been approved under PM SHRI Scheme for 838 divyang students enrolled in PM SHRI schools for conducting above said activities.

Kasturba Gandhi Balika Vidhayalaya (KGBV)

5.28 34 Kasturba Gandhi Balika Vidhayalayas (KGBVs) and 31 Girls Hostels have been set up in Educational Backward Blocks (EBBs) to provide residential schooling facility to girl students from upper primary level. Total enrolment in these KGBVs is 5,325.

SECONDARY EDUCATION

PENSION (Govt. Aided Non-Govt. School)

5.29 Under the Haryana Govt. Aided Schools (Special Pension & Contributory Provident Fund) Rules, 2001 and the honorarium under Pandit Deen Dayal Upadhyay Scheme, a provision of ₹ 115 crore for the financial year 2025-26 is earmarked by the State Govt. During the year 2025-26, ₹ 43.88 crore has been granted to 3,199 pensioners as pension benefit and honorarium to the 90 retired employees as per their entitlement.

BUDGET

5.30 For implementation of various schemes of Secondary Education, a provision of ₹ 7,21,380.62 lakh has been made for the financial year 2025-26 from which ₹ 3,97,047.83 lakh has been utilized.

SPORTS

5.31 The State Govt. Haryana organizes 32 School Games under 3 Age Groups i.e. U/14, U/17 and U/19 (Boys & Girls) at Block level, District level, State level and thereafter at National Level. During the financial year 2025-26, National School Games Championship is being organised by the School Games Federation of India, from the month of October. The budget provision of ₹ 2 crore has been made for National School Games Championship 2025-26. Haryana State will participate in 30 games.

IDMI & SPQEM Scheme

5.32 This Scheme facilitates to increase and strengthen the infrastructure for providing qualitative education in order to expand formal facilities to children of minority communities in Minority Institution (Secondary and Senior Secondary Schools) under IDMI and SPQEM.

TRAINING & MONITORING SCHEMES

Aim of TPMC

5.33 Under the provision of Haryana State Training Policy-2020 with the motto “Training to all”, TPMC is authorized for imparting training to all employees of Education Department. TPMC is working for both the Departments (Secondary & Elementary) of school education. Under the provision HSTP 2020, the budget is 2.5 percent of salary budget. A budget provision of ₹ 7.17 crore was made for session 2025-26 for Secondary & Elementary Education Department. Training is given to 21,071 participants by SCERT and DIET during 2025-26 till 31.10.2025. A target to establish atleast one Govt. Modal Sanskriti School and Centre of Excellence in Skills in each district at every 10 km, in the State.

TEACHER TRAINING

5.34

- SCERT Haryana, Gurugram and all the DIETs in the State have been developed as In-service Training hubs for the implementation of the State Training Policy 2020.
- Training of Teachers under NISHTHA, Vocational Courses (NSQF), E-Adhigam, Mission Karmayogi, Yoga, FLN, Subject Specific, Cyber Safety, Induction and POCSO Act accomplished successfully through SCERT Haryana, Gurugram and 21 DIETs.
- 5 DIETs are selected for Centre of Excellence by Centre Government.
- 12 DIETs of the State have been selected for Integrated Teacher Education Programme (ITEP) according to the National Education Policy 2020.

AAROHI MODEL SCHOOL

5.35 The main objective of opening of Aarohi Model Schools is to provide quality education to the children of Educationally Backward Blocks from classes 6th to 12th. A provision of ₹ 65 crore has been made for the financial year 2025-26.

INFORMATION AND COMMUNICATION TECHNOLOGY (ICT)

5.36 In order to provide Computer Education, computer faculties & lab attendants were re-engaged time to time. Their present engagement period is upto 31.03.2026. During the current financial year 2025-26, under ICT Scheme, an expenditure of ₹ 44.09 crore has been incurred towards remuneration of 1,904 computer faculty and 2,121 computer lab attendants and compassionate financial assistance to the dependents of deceased computer faculty and computer lab attendants. Programme/Scheme-wise target and achievements for the year 2025-26 are given in **Table 5.3**.

SCHOLARSHIP & OTHER FINANCIAL ASSISTANCE

Table 5.3: Programme/Scheme-wise Target and Achievements during 2025-26

Name of Programme/ Scheme	Budget Provision (₹ in lakh)	Physical Targets	Expenditure (₹ in lakh)	Physical Achievements
i) Rajiv Gandhi Scholarship for high/senior schools (EEE)	195.00	20000	23.55	2355
ii) Punjabi Second Language	0.54	60	0.10	12
iii) Haryana State Merit Scholarship Scheme	45.00	1064	19.15	1064
iv) Cash Award Scheme for Scheduled Caste students in classes 9 th to 12 th	12000.00	275048	2972.35	205030

v) Monthly Stipends to all Scheduled caste students in classes 9 th to 12 th			2412.32	256968
vi) National Means cum Merit Scholarship Scheme	50.00	0	0	0
vii) Monthly stipend for BPL students in classes 9 th to 12 th	1000.00	63047	406.93	59586
viii) Monthly stipend for BC-A category students in classes 9 th to 12 th	3500.00	151189	916.93	140059
ix) Providing the incentives to the students (boys & girls) of grandchildren of freedom fighter in the State	1.00	1	0.05	1
x) Providing free bicycle and repair cost to SC students (boys & girls) studying in classes 11 th and 12 th	300.00	10000	300.00	10000
xi) Provide free Laptop	200.00	500	0.00	0.00
xii) Student Transport Safety Policy	3800.00	32205	1673.16	32205
xiii) Reimbursement to the SC Students	4200.00	101069	1079.62	101069
xiv) Reimbursement to the BC Students	1701.00	85186	1105.65	85186

Source: Secondary Education Department, Haryana.

PRIVATE SCHOOLS

5.37 The "Chief Minister's Equal Education Relief and Assistance and Grant" (CHIRAAG) scheme, launched in the 2022-23 academic year, provides children from economically weaker sections with the opportunity to study in private schools. Eligible Government school students with a verified annual income of up to ₹ 1.80 lakh are being admitted to private schools from grades 2nd to 12th with their consent. Private schools are paid ₹ 1,100 per student from 9th to 12th per month.

BOOK BANK

5.38 Libraries in all Govt. schools across the State will be upgraded. In the first phase, 436 types of new books worth approximately ₹ 13.80 crore will be made available in the libraries of 14,456 schools (including 235 PM SHRI Schools). Books have been divided class wise into five categories for classes 1st to 12th. If a school lacks a library, one will be established once the books arrive.

HIGHER EDUCATION

5.39 Providing quality higher education to youth and to make them employable is a major priority of the State Govt. Higher Education System in the State has witnessed impressive growth in recent years. This trend is expected to continue during the next financial year. The Department of Higher Education has taken various measures to expand and improve the capacity and quality in higher education. The vision of the Govt. is based on the guiding principle of access to quality, equity and sustainability in higher education and also enhance human resource potential to its fullest with equity and inclusion.

5.40 There are 374 colleges out of which 185 are Govt. colleges, 96 are Govt. Aided colleges and 92 are private colleges are running in Haryana State during the year, 2025-26.

5.41 In Haryana for the expansion of libraries, the National Mission on Libraries (NML) has been launched by the Ministry of Culture, Govt. of India, with the nodal agency being Raja Rammohan Roy Library Foundation (RRRLF). The total budget for this project has been approved at ₹ 3.07 crore, out of which ₹ 2.15 crore has already been released under the 1st phase.

5.42 State Government has made a provision of ₹ 69,000 lakh in favour of the universities during the FY 2025-26, out of which ₹ 31,175 lakh has already been released to State Universities up to 03.11.2025. State Govt. waived off the tuition fees for those girls studying in B.Sc. Course in colleges located in the premises of Government Universities. To encourage the research and innovation in the Higher Education Institutes, the State Government has introduced a scheme namely “Haryana State Research Fund (HSRF)”. The purpose of establishment of HSRF is to promote high-quality, locally relevant, and multidisciplinary research by teachers and students in colleges and universities of Haryana. This initiative will encourage the development of practical, scalable solutions to identified regional issues, supporting the broader objectives of State development sustainability and knowledge economy. A sum of ₹ 62 lakh was allotted for the scheme “Empowerment of Girls Students” for the year 2025-26. Approximately 75,000 girl’s students will be benefitted under the scheme. A sum of ₹ 80,000 lakh has been allotted for the scheme “Human Resource Development (Teacher and Taught)” for the year 2025-26. Approximately 2,500-3,000 students and 2,500 teachers will be benefitted under this scheme. A sum of ₹ 150 lakh has been allotted for the scheme “Human Resource Development (Earn While You Learn)” for the year 2025-26. Approximately 7,000 students will be benefitted under the scheme. A sum of ₹ 66 lakh has been allotted for the scheme “Augmentation of Laboratories” for the year 2025-26. A sum of ₹ 34 lakh has been allotted for the scheme “Assistance for Science Exhibition” for the year 2025-26. A sum of ₹ 3 lakh has been allotted for the scheme “Educational and Excursion Tour for Girl Students” for the year 2025-26. A sum of ₹ 50 lakh has been allotted for the scheme “Educational and Excursion Tour for Boy Students” for the year 2025-26. Approximately 3,000 students will be benefitted under the scheme.

5.43 Admission in all Government, Govt. Aided and Private colleges of the State is conducted online by the department of Higher Education. 3,51,210 total admissions were undertaken in the academic session 2025-26.

TECHNICAL EDUCATION

Indian Institute of Information Technology (IIIT)

5.44 Indian Institute of Information Technology (IIIT) is being established at Village Kilohard, District Sonapat by the Ministry of Education, Govt. of India and Guest classes of IIIT were started in the campus of NIT Kurukshetra w.e.f. academic session 2014-15. From the academic session 2019-20, classes of 1st Year of IIIT Sonapat have been started in the campus of Techno-Park in Rajiv Gandhi Education City, Sonapat. Payment of 5th instalment amounting to ₹ 579.83 lakh has been paid to the Gram Panchayat Kilohard (Sonapat) as cost of land for setting of IIIT Sonapat. The construction of IIIT Sonapat has been undertaken by the Govt. of India by IIIT Society Sonapat through CPWD. At present 85 percent civil work of the project has been completed.

Post-Matric Scholarship (PMS)

5.45 Post-Matric Scholarship (PMS) scheme is Centrally Sponsored Scheme and implemented by the State Government. The main objective of the scheme is to provide financial assistance to the students belonging to Scheduled Castes (SC) and Other Backward Classes (OBC) for pursuing their post matriculation/secondary courses through recognized institutions. SC and OBC students (resident of Haryana) whose parents/guardians' income from all sources does not exceed ₹ 2.50 lakh are eligible for the scholarship under the scheme. The scholarship amount includes the following items:

- (i) Academic Allowance
- (ii) Additional Allowances for students with disabilities
- (iii) All Compulsory Non-Refundable Fees.

SKILL DEVELOPMENT AND INDUSTRIAL TRAINING

5.46 The Skill Development and Industrial Training Department is presently providing training for certificate courses having duration of one year & two years, through a network of 197 Govt. Industrial Training Institutes (ITI), 154 Co-aided Govt. Industrial Training Institutes, 36 Govt. Industrial Training Institutes for women & 7 Govt. Aided Industrial Training Institutes and 190 Private Industrial Training Institutes in the State.

5.47 During the year 2025-26, 197 Govt. Industrial Training Institutes with a seating capacity of 89,408 sanctioned seats are functional. There is 30 percent reservation for girl trainees in Govt. ITI's. In addition to 197 Govt. ITIs, 190 Private Industrial Training Institutes having seating capacity of 29,188 are also functioning. No tuition fee is being charged from women trainees in Govt. Industrial Training Institutes. Year wise number of ITI's are given in **Table 5.4**.

Table 5.4: Year-wise No. of Govt. and Private ITIs.

Academic Session	No. of Govt. ITIs	No. of Private ITIs	Total
2021-22	187	225	412
2022-23	192	225	417
2023-24	195	195	390
2024-25	196	197	393
2025-26	197	190	387

Source: Skill Development and Industrial Training Department, Haryana.

Flagship Programme/Scheme

Up-gradation of 1396 Govt. ITIs under Public Private Partnership (PPP)

5.48 Under this scheme to make the training relevant and accountable to users, 57 Govt. ITIs have been adopted by 34 Industry Partners for up-gradation. 71 Societies have been constituted covering 78 Govt. ITIs to provide them functional, financial and managerial autonomy.

5.49 National Apprenticeship Promotion Scheme (NAPS)

- The Ministry has undertaken a number of initiatives to promote demand-driven and industry-linked skill development in the country. Apprenticeship is the core of the demand driven model and is one of the focus areas of MoSDE. The Apprenticeship Act, 1961 regulates the Apprenticeship in India.

- To further promote and facilitate Apprenticeship in India, National Apprenticeship Promotion Scheme was launched by the Government of India on 19.08.2016 under the Apprenticeship Act 1961. Under this scheme, registration of apprentices and establishments are done through the portal www.apprenticeshipindia.gov.in and the contract bonds of the apprentices are approved online on the portal.
- The State of Haryana has played a leading role in the country by taking various initiatives in implementation of NAPS and won ‘Champion of Change’ Award from Govt. of India in year 2017 on the achievement of engagement of highest ratio of 76 apprentices per lakh of State Population in the country.
- As per the Apprenticeship Act, 1961, each establishment engaged apprentices in the band of 2.5 percent to 15 percent of their total manpower. During the training period, the establishment pays the apprentice a stipend of ₹ 6,800 to ₹ 14,145 as notified by the Government of India.
- Under NAPS 2.0, the Apprentices Act, 1961, Govt. Stipend Support of ₹ 1,500 (per month per apprentice) is given by NSDC directly to the bank accounts of apprentices. The year wise status of apprenticeship engaged and establishment registered on apprenticeship portal are given in **Table 5.5**.

Table 5.5: The Year-wise Status of Apprenticeship

Year	No. of Establishments Registered on Portal	No. of Apprenticeship Engaged on Portal (Designated Trades)	Total Apprentices Engaged on Portal (Optional Trades)
2020-21	1244	24571	13685
2021-22	78	14387	19894
2022-23	1071	10806	34616
2023-24	790	9725	40077
2024-25	678	8990	24524
2025-26	747	11453	12200
Total	4608	79932	144996

Source: Skill Development and Industrial Training Department, Haryana.

Dual System of Training (DST)

5.50 In order to give industry relevant practical training to the trainees, the concept of dual system of training is being promoted in the State of Haryana under which on-the-job training of 3-6 months duration in one year ITI course and 6-12 months in two years ITI course is being provided to the trainees in the related industries. In session 2025-26 & 2026-27 (One Year & Two-Year Course) admission under DST Models is being carried out in 464 units of 47 trades in 104 Govt. Industrial Training Institutes running under Skill Development and Industrial Training Department, Haryana as per MoU’s with 246 Industries.

Institute of Training of Trainers (ITOT)

5.51 Govt. Institute of Training of Trainers (ITOT), Rohtak has started its functioning and admissions have been made in institute in August, 2015 in 3 trades. The seating capacity of the institute is 300. All the funds provided by World Bank for setting up ITOT have been fully utilized and now the institute is running under State Scheme.

Welfare Scheme of Skill Development and Industrial Training Department

(A) Centrally Sponsored Scheme

Post Matric Scholarship (PMS) to SC Trainees

5.52 Financial assistance of ₹ 208 per month in the shape of scholarship is being paid to the trainees belonging to Scheduled Caste of Government/Private Industrial Training Institute and Government/Private Institute for Training of Trainers (I.T.O.T.) under Centrally Sponsored Post Matric Scholarship Scheme. Tuition fee, building fund, student fund, identity card and hostel charges are also being paid to the trainees belonging to Scheduled Caste along with scholarship. The details of year-wise benefits of scholarship to the SC trainees are given in **Table 5.6**.

Table 5.6: The Year-wise Benefit of Scholarship to the Schedule Caste Trainees

Year	Name of Scheme 40 percent (State Share)	Disbursed of (₹ in lakh)	No. of Paid Beneficiaries
2022-23	PMS-SC Disbursed	128.57	6224
2023-24	PMS-SC Disbursed	195.79	6737
2024-25	PMS-SC Disbursed	195.50	7256
2025-26	PMS-SC Disbursed	295.48	8246
	Total	815.34	28463

Source: Skill Development and Industrial Training Department, Haryana.

Post Matric Scholarship to Other Backward Class (OBC) Trainees

5.53 (A) Financial assistance of ₹ 5,000 per year in the shape of academic allowance is being paid under centrally sponsored Post Matric Scholarship Scheme to the trainees belonging to Other Backward Class (OBC) who are getting training from Government/Private Industrial Training Institute. During the financial year 2025-26, an amount of ₹ 72.07 lakh has been disbursed to the 1,585 OBC beneficiaries.

(B) State Sponsored Scheme

Scholarship to Scheduled Caste Students Studying in Govt. ITI

5.54 Skill Development and Industrial Training Department, Haryana is running scholarship scheme for SC students studying in Govt. ITIs. The trainee must be Resident of Haryana and undergoing training in the trade released under NCVT/SCVT from the year 2017-18. ₹ 200 per month scholarship and ₹ 15 tuition fees is being paid under this scheme without any income criteria. During the financial year 2025-26 an amount of ₹ 39.87 lakh has been disbursed to the 1,576 Schedule Caste beneficiaries.

Scheme for Trainees on Poverty and Merit Basis

5.55 An another scheme sponsored by State is being run “Scholarship @ ₹ 200 per month to 25 percent of total admitted trainees on poverty and merit basis”. Under this scheme, 25 percent of the total admitted trainees under Government Industrial Training Institutes (Trade Wise) are being paid scholarship @ ₹ 200 per month on merit-cum-mean basis. In this scheme, the annual family income of the trainee must be ₹ 2.50 lakh or less. Trainee must be Resident of Haryana and undergoing training in the trade released under NCVT/SCVT.

Free-Tool-Kit Scheme

5.56 Free-Tool-Kit scheme is being run by Skill Development & Industrial Training Department. An amount of ₹ 1,000 is being paid once in “Trade Duration” to all girl trainees

and boy trainee belonging to only “Schedule Caste” who are trainees under Govt. Industrial Training Institutes.

Girl Trainee Promotion Scheme

5.57 Girl Child Promotion Scheme has been started by the Skill Development and Industrial Training Department, Haryana from session 2023-24. Under the Girl Child Promotion Scheme, a lump-sum amount of ₹ 2,500 is given to each girl trainee during the “Training Period” to all categories enrolled in all Government Industrial Training Institutes/ Government Industrial Training Institutes (Women)/Sainik Parivar Bhawan Industrial Training Institutes subject to the condition that their family income should be upto ₹ 3 lakh per annum. For the year 2025-26, ₹ 65 lakh has been incurred on 2,600 beneficiaries under Girl Trainee Promotion Scheme.

Shri Vishwakarma Skill University (SVSU)

5.58 The University has introduced 54 programmes at diploma, undergraduate and postgraduate levels for the academic session 2025-26, encompassing Engineering and Technology, Management, Agriculture, Humanities and Social Sciences. A total of 2,627 students has been enrolled across various programmes for the session 2025-26.

5.59 Twenty-five candidates from the Super-30 and EDP batches have completed their Udyam Registration, while the remaining candidates are in the process of registering their enterprises. At present, 49 Ph.D. Research scholars are enrolled with the SVS University.

5.60 In 2024, the SVS University executed 31 Memorandum of Understanding (MoU’s) with various industries for on-job training of students. Now, the University has collaborations with more than 200 industry partners, including Concentrix, Hero Motor Corp, Maruti Suzuki, etc.

Guru Shishya Kaushal Samman Yojana

5.61 Under the Guru-Shishya Kaushal Samman Yojana, 219 Gurus and 270 Shishyas have been enrolled to date, out of them 126 Gurus have been successfully certified. All training and implementation activities are being conducted in Palwal, Faridabad, Sirsa, Ellenabad, Hodal and Panchkula districts of Haryana. In addition, 60 Shishyas have been enrolled under the 2nd phase.

INFORMATION TECHNOLOGY, ELECTRONICS AND COMMUNICATION

Antyodaya-SARAL Portal

5.62 The Antyodaya SARAL portal has transformed the delivery of Government services in Haryana by providing a comprehensive, end-to-end digital solution. At present, citizens can seamlessly access over 1,000 services spanning more than 70 Departments, Boards, and Corporations through this single platform.

5.63 The Government of Haryana launched the Samadhan Prakoshth Portal on 9th June, 2024, with the objective to ensure timely and effective redressal of public grievances. Under this initiative, Samadhan Prakoshth is organizing grievance redressal camps at every district headquarters and sub-divisional headquarters across the State. These camps are held every Tuesday and Thursday from 9:00 AM to 11:00 AM, providing citizens with a dedicated and accessible platform for the resolution of their grievances. To date, a total of 1,47,461 grievances has been received, out of which 1,18,067 grievances (80.54 percent) have been successfully resolved.

IT Saksham Yuva Scheme (IT-SYS)

5.64 The IT Saksham Yuva Scheme (IT-SYS) was Gazette-notified by the Government of Haryana in July, 2024 with the objective of providing employment opportunities to Graduate and Postgraduate youth from Engineering and IT backgrounds. Under the scheme, beneficiaries or unemployed youths will undergo the Haryana IT Program, comprising specially designed short-term courses of a minimum duration of three months, offered by Haryana State Electronics Development Corporation Limited (HARTRON), Haryana Knowledge Corporation Limited (HKCL), Shri Vishwakarma Skill University (SVSU), or any other agency notified by the Government from time to time. In the first phase, the scheme aims to benefit 5,000 youth across the State through focused IT skill training. As of November, 2025, a total of 137 applications has been received for commencing training.

e-Governance and Digital Transformation

5.65 The HAR-UPASTHITI (Haryana Aadhaar based Geo-Fenced Attendance App) is a significant digital governance achievement of the Government of Haryana launched in September, 2024 by CRID. The app has successfully replaced manual and biometric attendance systems with a secure, mobile-based solution using GPS geo-fencing and Aadhaar based authentication. It has improved transparency, reduced absenteeism, and enabled real-time monitoring of staff across NHM, Sports, and AYUSH Departments. The initiative has strengthened accountability, optimized workforce management, and contributed directly to better service delivery on the ground, reflecting Haryana's commitment to technology-driven good governance.

Communication Connectivity & Infrastructure Policy (CCIP)- Invest Haryana Portal Upgradation for Telecom Infrastructure Facilitation

5.66 The CCIP Policy covers the progress of key modules of the Invest Haryana Portal, a critical digital platform for telecom infrastructure expansion and 4G/5G connectivity in Haryana. Status updates will be presented on Survey Functionality, Application Workflow, PBG Workflow, Demand Note and Fee Calculation, and modules related to Temporary Towers, Tower Removal, Force Majeure, and Central Government Schemes, aimed at improving ease of doing business for TSPs and IPs and accelerating telecom and fiber infrastructure deployment.

Project “Extending Services of Bharat-net”

5.67 The Bharat-Net Haryana project is being implemented by BSNL as the implementing agency, with the objective of covering all 6,222 Gram Panchayats (GPs) in Haryana and providing a total of 62,220 FTTH connections (approximately 10 FTTH connections per GP). The project will provide free-of-cost FTTH connections to key government institutions such as schools, healthcare facilities, post offices and police stations on a total of 5,086 GPs covered in the State.

Centralized Call Centre

5.68 To strengthen citizen-centric service delivery and streamline grievance redressal, the Government of Haryana proposes to establish a 50-seater Centralized Call Centre that will integrate schemes and services across departments into a single unified helpline. This initiative aims to consolidate multiple departmental helplines, thereby ensuring timely assistance, seamless grievance handling, faster query resolution, and improved inter-

departmental coordination. The system will leverage advanced technologies such as AI-driven analytics, cloud telephony, automated grievance tracking, and real-time dashboards, thereby enhancing efficiency, transparency, accountability, and data-driven decision-making. Drawing inspiration from successful models implemented in other states, this initiative will modernize public service, optimize resources, generate employment opportunities, and advance Haryana's vision of digitally empowered, citizen-first governance across both urban and rural areas.

Upgrade of Video Conferencing, VPN, IPS and UPS Infrastructure under (HSWAN)

5.69 The Government of Haryana is revamping the State's network and communication infrastructure to ensure secure, reliable and high-uptime connectivity by establishing an integrated SWAN-based digital communication environment, covering LAN restructuring under HSWAN augmentation at the Haryana Civil Secretariat (Sector-1, Chandigarh), New Civil Secretariat (Sector-17, Chandigarh), Haryana Raj Bhawan, Haryana Bhawan (New Delhi), Guest House (Chanakyapuri, New Delhi) and all District Mini Secretariats, seamlessly integrated with a state-wide secure Video Conferencing, VPN and Intrusion Prevention-enabled security framework, supported by UPS-based power resilience, thereby strengthening governance connectivity from State Headquarters to Districts and Blocks. Further, under HSWAN up-gradation, the State has undertaken state-wide secure Video Conferencing infrastructure at the State Headquarters and all Districts to enable reliable administrative communication. This will be complemented by VPN-based secure remote access integrated with Intrusion Prevention Systems (IPS) at the State and District levels to strengthen cyber security. UPS infrastructure upgrades at the State, District and Block levels form an integral part of the initiative to ensure uninterrupted network operations, collectively strengthening governance connectivity and operational resilience across Haryana.

Up-gradation of Non-IT Infrastructure in Haryana State Data Centre

5.70 The State has modernized its data facilities by replacing old PAC systems with in-Row cooling, expanding cooling capacity from 24 to 36 tons, and integrating the State Network Management Centre with the Server Farm Area to add eight server racks.

Auto Appeal System (AAS)

5.71 To further strengthen accountability, an Auto Appeal System has been integrated with the portal. Under this mechanism, if the competent authority fails to dispose of an application within the prescribed timelines under the Right to Service Act, the system itself automatically files an appeal on behalf of the applicant. As a result, citizens are no longer required to navigate multiple departmental websites or applications, ensuring a simplified, transparent, and user-friendly experience for service delivery across the State Government.

SCIENCE AND TECHNOLOGY DEPARTMENT, HARYANA

5.72 The Directorate of Science and Technology, since its inception in 1983, has been instrumental in promotion of Science and Technology in the State. Previously it has two agencies viz. Haryana State Council for Science and Technology and Haryana Space Application Centre, Hisar working under the aegis. Now the Haryana Space Application Centre, Hisar has been transferred to Citizen Resources Information Department, Haryana dated 25th August, 2020. The Directorate of Science & Technology has taken a number of initiatives to promote the basic sciences in Haryana and to attract more meritorious students

towards opting basic science objects and make it as their career. The major schemes are as under:

POSE Scholarship Scheme: Under this scheme, the department is providing attractive scholarship to 250 students who pursue B.Sc./M.Sc. in basic and natural science subjects. The amount of scholarship during Under Graduate is ₹ 4,000 pm and during Post Graduate ₹ 6,000 pm. This scheme was started in the year 2009-10 and till date 2,868 students have been granted scholarship of about ₹ 3,117.87 lakh.

Haryana Science Talent Search Scheme: Under this scheme 1,500 scholarships are provided to the meritorious students. Students of class 10th studying in recognized schools located in Haryana. After 10th class, it is mandatory for them to take admissions in the schools located in Haryana or Chandigarh and opt for science stream (Medical or Non-Medical) during 11th & 12th class. Students are selected purely based on percentage of marks in class 10th conducted by Haryana Board and CBSE or ICSE Board. A list will be prepared by SCERT for selecting 1500 students on the basis of merit with further bifurcation of 1250 students who are doing their 10th class from the schools affiliated with Haryana board of school education (Both Govt. and Private), 2nd list of 230 students who are doing their 10th class from schools located in Haryana affiliated with CBSE and 3rd list of 20 students who are doing their 10th class from schools located in Haryana affiliated with ICSE. An amount of scholarship is ₹ 1,000 pm for each selected student for studying science during his/her class 11th & 12th.

Fellowship Scheme for Ph.D. Scholars: The fellowship programme is based on Joint CSIR-UGC test for Junior Research Fellow (JRF) and eligibility to Lectureship conducted by NTA. Candidates who have qualified JRF-NET (CSIR/UGC) will be given fellowship at par with CSIR/UGC in case they are not availing fellowship from CSIR/UGC for some valid reason i.e. ₹ 31,000 per month for Junior Research Fellow (JRF) and ₹ 35,000 for Senior Research Fellow (SRF). Candidates who have qualified LS-NET, the fellowship will be given at existing rates for both CSIR/UGC with preference for CSIR i.e. ₹ 18,000 per month for Junior Research Fellow (JRF) and ₹ 21,000 per month for Senior Research Fellow (SRF). The fellowship will carry an annual contingency grant of ₹ 20,000 which will be provided to the University / Institution.

5.73 In order to popularize the astronomy and inculcation of scientific temper among general public and students, The Kalpana Chawla Memorial Planetarium is working under Haryana State Council for Science and Technology. Planetarium was inaugurated on 24th July, 2007 in the memory of brave daughter of Haryana, Dr. Kalpana Chawla. The planetarium system is housed in 12-meter dome having unidirectional seating arrangement of 120 persons. Planetarium programmes in English & Hindi are being shown to the visitors. Gallery and Astropark are the other two attractions of the planetarium and they have interactive exhibits on astronomy. Year-wise details of Physical and Financial Achievements are given in **Table 5.7**.

Table 5.7: Year-wise Details of Physical and Financial Achievements

Year	Total Visitors (in lakh)	Total Revenue (₹ in lakh)
2015-16	1,39,845	31,92,755
2016-17	1,42,443	32,91,595
2017-18	1,35,293	30,97,405
2018-19	1,35,490	28,59,765
2019-20	1,29,361	26,17,945
2020-21	14,829	3,88,690
2021-22	44,341	5,49,685
2022-23	86,453	9,06,630
2023-2024	84,893	8,01,500
2024-25	62,289	5,81,975
2025-26 (upto 31.10.2025)	25,768	3,16,325

Source: Science and Technology Department, Haryana.

HEALTH, WOMEN & CHILD DEVELOPMENT

The Government of Haryana is committed to providing equitable and quality healthcare to all its citizens. To this end, the Health Department has undergone continuous transformation, focusing on systemic upgrades across infrastructure, human resources, medical equipment, and pharmaceutical supplies. The department adopts a comprehensive life-cycle approach, catering to the diverse health needs of infants, children, adolescents, mothers, eligible couples, the elderly, and victims of sickness and trauma. A robust framework for surveillance, recording, reporting, and planning is diligently maintained to control both communicable and non-communicable diseases. Reflecting this commitment, the state's healthcare budget has seen a substantial increase, rising from ₹ 2,646 crore in FY 2014-15 to ₹ 10,540 crore in FY 2025-26, marking a approx. 300 percent growth over the period.

6.2 Health Infrastructure

- The current infrastructure includes: 22 District Civil Hospitals, 52 Sub-Divisional Hospitals, 122 Community Health Centres, 530 Primary Health Centres, 2,738 Sub Health Centres, Supplementary facilities such as 33 Civil Dispensaries, 13 Poly Clinics, 107 Urban Primary Health Centres, 92 First Referral Units, 29 Special Newborn Care Units, and 62 Newborn Stabilizing Units.
- In FY 2024-25, administrative sanctions worth ₹ 584.81 crore were granted for constructing 58 new health institutions and installing fire-fighting systems. Additionally, ₹ 43.99 crore was allocated for repairing 169 existing institutions. In FY 2025-26, ₹ 380.43 crore has been sanctioned for new constructions and ₹ 81 crore for repairs.
- Under the 15th Finance Commission, approximately ₹ 245 crore was released to the Development & Panchayat Department for constructing 328 SHCs, 12 PHCs, 2 CHCs and 41 Block Public Health Units.
- To strengthen diagnostic capabilities, high-end laboratory equipment like Fully Automatic Biochemistry Analysers and 5-Part Automatic Haematology Analysers have been deployed in DCHs and SDHs based on patient load. At the grassroots level, 640 Automatic Haematology Analysers (3-Part) and 291 new Binocular Microscopes have been provided to PHCs and Ayushman Arogya Mandirs. Furthermore, indents worth approximately ₹ 37 crore have been placed for equipment to establish and upgrade District Integrated Public Health Labs and Block Public Health Labs across all districts.
- **Referral Transport:** The Referral Transport Scheme (National Ambulance Service), operational since 14th November, 2009, covers all districts of Haryana. The fleet has been significantly diversified and expanded to cater to specific needs, as detailed in **Table 6.1.**

Table 6.1: The Details of the Services Available under Referral Transport Scheme

Type of Services	Before 2014	Present Status
Advanced Life Support	49	51
Basic Life Support	282	239
Patient Transport Ambulance	36	212
Kilkari Ambulance	40	45
Neonatal Care Ambulance	-	5
Medical Mobile Units	-	58
Total	407	610

Source: Health Department, Haryana.

Public Private Partnership

6.3 To enhance access to super-speciality and high-end diagnostic care, the State leverages the PPP model. Cardiac catheterization labs have been established in four District Hospitals under PPP. In FY 2024-25, 83,798 patients were examined in cardiac OPD, 6012 cardiac angiography and stenting was done in 3,802 patients. In FY 2025-26 (till date), 57,791 patients were examined in cardiac OPD, 5,813 cardiac angiography and angioplasty were done. CT scan services are available in 18 District Hospitals, with MOU signed for one more district (Bahadurgarh). In FY 2024-25, over 1.5 lakh CT scans were performed, with 1.05 lakh conducted in FY 2025-26 till 31st December, 2025.

National Quality Assurance Standards

6.4 Haryana is actively implementing the Government of India's National Quality Assurance Standards across its health institutions. This checklist-based program aims at systematic quality improvement. Till date, 1,479 Health facilities in the State have been certified under NQAS, including 21 District Hospitals, 9 Sub-Divisional Hospitals, 6 CHCs, 124 PHCs, 35 UPHCs and 1,284 AAM-Sub Centres. Out of these, 343 were certified in FY 2024-25 and 907 in the current FY till 31st January, 2026. The State has achieved several national first in quality certification: District Civil Hospital Panchkula was the first district hospital in India to be NQAS-certified; District Civil Hospital Faridabad was the first to be certified under the MusQan guidelines for child-friendly services; UPHC Krishna Nagar Gamri (Kurukshetra) was the first UPHC certified in the country; and AAM-Sub Centre Raipur (Sonipat) was the first sub-centre to undergo a virtual assessment in India. Furthermore, to build specialist capacity, Post Graduate DNB Degree/Diploma courses are being conducted in 11 districts across 14 specialties, offering a total of 94 seats. Key institutions offering these courses in various districts, including District Civil Hospitals in Panchkula, Ambala City and Faridabad. The distribution for post MBBS, DNB and Diploma seats are shown in **Table 6.2 and 6.3**.

Table 6.2: Distribution of seats for Post MBBS DNB Seats

NBEMS Accredited Hospital/Institution	Specialty	Total Post MBBS DNB Seats	Seats retained for In-Service Doctors Quota	Seats contributed for Central Pool (All India Quota)
District Civil Hospital, Ambala City	Ophthalmology	1	0	1
Civil Hospital, Faridabad	Obs and Gynae	2	1	1
General Hospital Sector-6, Panchkula	General Medicine	2	1	1
	Orthopedics	2	1	1
	Radio Diagnosis	1	1	0
	Obs and Gynae	6	3	3
	ENT	3	2	1
	Pediatrics	2	1	1
	Dermatology	2	1	1
	Hospital Administration	2	1	1
	Ophthalmology	3	1	2
	Pathology	4	2	2
	General Surgery	2	1	1
Total		32	16	16

Source: Health Department, Haryana.

Table 6.3: Distribution of seats for Post MBBS Diploma Seats

NBEMS Accredited Hospital/Institution	Specialty	Total Post MBBS Diploma Seats in 2025	Seats retained for In-Service Doctors Quota	Seats contributed for Central Pool (All India Quota)
Civil Hospital Ambala Cantt., Haryana	ENT	2	1	1
	Ophthalmology	2	1	1
	Radio Diagnosis	2	1	1
Civil Hospital Faridabad, Haryana	Obs and Gynae	2	1	1
Civil Hospital Sector-10, Gurugram	Family Medicine	4	2	2
	Obs and Gynae	4	2	2
	Ophthalmology	2	1	1
District Civil Hospital Maharaja Agarsen, Hissar	ENT	2	1	1
	Family Medicine	4	2	2
	Pediatrics	2	1	1
Civil Hospital Bahadurgarh, Jhajjar	Ophthalmology	2	1	1
AI-Aafia Civil Hospital, Mandikhera Distt. Nuh, Haryana	Obs and Gynae	2	1	1
Civil Hospital, Palwal	Ophthalmology	2	1	1
	Pediatrics	1	1	0
General Hospital Panipat, Haryana	Obs and Gynae	4	2	2
	Family Medicine	4	2	2

General Hospital Sector-6, Panchkula	Obs and Gynae	4	2	2
	Ophthalmology	2	1	1
	Pediatrics	2	1	1
	Radio Diagnosis	2	1	1
	Tuberculosis and Chest Disease	2	1	1
	Anesthesia	4	2	2
Civil Hospital, Rewari	TB	1	0	1
Civil Hospital, Rohtak	Ophthalmology	2	1	1
	Obs and Gynae	1	1	0
	Pediatrics	1	0	1
Total		62	31	31

Source: Health Department, Haryana.

Kayakalp Programme

6.5 The Kayakalp initiative, a flagship Government of India program, promotes hygiene, sanitation and cleanliness in public health facilities. Haryana has consistently strived to adopt these guidelines. In FY 2024-25, Kayakalp awards were conferred upon 838 health institutions (19 DCHs, 38 SDHs, 78 CHCs, 196 PHCs, 69 UPHCs and 438 SHCs-AAM). Approximately ₹ 5.09 crore were approved for these institutions to further enhance their facilities. In the FY 2025-26 subsequent to completion of internal & peer assessments, the external assessments of DCHs, SDH & CHCs have been completed, while that of PHCs & AAM-SCs is in process.

Nirogi Haryana

6.6 Nirogi Haryana has been launched on 29th November, 2022. It is a flagship scheme aimed at providing comprehensive health check-ups and mandatory laboratory investigations to the Antyodaya (most economically vulnerable) population once every two years. As of 5th February, 2026, approximately 98.58 lakh beneficiaries have been screened under this scheme, with around 5.73 crore laboratory tests conducted

National Program for NCD

6.7 The National Programme for Prevention and Control of Non-Communicable Diseases is being vigorously implemented in Haryana to combat cancer, diabetes, cardiovascular diseases, stroke, chronic respiratory and kidney ailments. In 2024, approximately 48 lakh individuals above 30 years were screened for common NCDs and about 40 lakh screened in 2025. Till date, nearly 8.5 lakh patients are on treatment for hypertension and 5.25 lakh for diabetes. Eligible stage 3 and 4 cancer patients also receive monthly financial assistance of ₹ 3,000 from the SEWA Department, benefitting approximately 5,807 patient's upto November, 2025. Additionally, all District Hospitals have operational Senior Citizen Corners and Physiotherapy Units for Senior Citizens.

Atal Cancer Care Centre

6.8 A 50-bedded Atal Cancer Care Centre has been established at Civil Hospital, Ambala Cantt equipped with high end technologies like Mammography, CT simulators, and Linear Accelerators. The ACCC provides comprehensive cancer care to patients from Haryana and neighbouring States. In 2024, attended to 19,459 OPD, performed 659 mammographies, 378 endoscopies, 483 oncosurgeries, and administered chemotherapy to 2,695 patients. Upto January, 2026, almost 20,016 patients attended OPD, also performed 396 mammographies, 379 endoscopies, 483 oncosurgeries, and providing chemotherapy to 2,743 patients.

Ayushman Bharat Health Assurance Scheme

6.9 The Ayushman Bharat-Pradhan Mantri Jan Arogya Yojana has profoundly expanded healthcare access. It provides an annual health cover of ₹ 5 lakh per family to approximately 15.52 lakh eligible families, covering about 1.29 crore beneficiaries. As of January, 2026, 1,348 empanelled hospitals (571 Public, 777 Private) have served about 32 lakh claims, with approximately ₹ 3,741 crore disbursed.

The State's "CHIRAYU Scheme" extends AB-PMJAY benefits to Antyodaya families (annual income upto ₹1.80 lakh). It has processed around 16.9 lakh claims with payments of ₹ 2,083 crore (till December, 2025). Furthermore, families with an annual income between ₹ 1.80 lakh and upto ₹ 3 lakh can avail these benefits upon a nominal annual contribution of ₹ 1,500 per family per annum. Total claims raised were 36,148 and amount paid for total claims is ₹ 21.6 crore (approximately) till December, 2025. In a significant expansion, the benefits of AB-PMJAY have been extended to all senior citizens aged 70 years and above, irrespective of socio-economic status. This covers an additional 10, 81,515 families, with an estimated state liability of ₹ 365 crore.

National TB Elimination Programme

6.10 Haryana is intensifying efforts under NTEP by organizing 'Nikshay Shivirs' across all 22 districts. From 1st January to November, 2025, approximately 34.5 lakh vulnerable individuals were screened, leading to 2.82 lakh Chest X-Rays and 3.72 lakh Sputum tests on NAAT machines. In 2024, about 87,000 TB cases were notified and approximately 88,710 were notified till December, 2025. Financial support to patients under the Nikshay Poshan Yojana has been increased from ₹ 500 to ₹ 1,000 per month. A total of ₹ 167 crore has been disbursed directly to patients' accounts under this scheme till date.

Pradhan Mantri Bhartiya Janaushadhi Pariyojana

6.11 To reduce out-of-pocket expenditure for patients, PMBJP stores have been established in all 22 District Civil Hospitals and SDH Bahadurgarh. These stores provide quality generic medicines at highly subsidized rates. In 2024, 102 new store licenses were granted, followed by 94 in the current year. Patients thus access free medicines from hospital pharmacies or highly discounted medicines from PMBJP stores.

Other Key Health Programmes and Services

6.12 Free Dialysis Services: The State Government provides free dialysis services to all Haryana residents since 17th October, 2024. In FY 2024-25, 1.78 lakh dialysis sessions were conducted, out of which 92,064 were free. In FY 2025-26, approximately 1.96 lakh free dialysis were conducted till 31st January, 2026.

National Vector Borne Disease Control Programme

6.13 The state maintains vigilant surveillance and control of vector-borne diseases. Till December, 2025, 205 malaria, 2,624 dengue, 70 chikungunya, and 0 Japanese Encephalitis cases have been reported. In 2024, total 170 malaria cases, 6,469 dengue cases (9 deaths), and 51 chikungunya cases were identified. Over 36.26 lakh malaria tests (till December, 2025) and 1.16 lakh dengue tests (till December, 2025) have been conducted free of cost in Government labs. Dedicated infrastructure includes 255 reserved wards and 1,091 beds for dengue patients across Government hospitals along with free platelet transfusion provided to Haryana residents.

National Health Mission

6.14 The National Health Mission, encompassing the National Rural Health Mission and the National Urban Health Mission, aims to achieve universal access to healthcare by strengthening the health system, infrastructure, and human resource capabilities. Its primary components include health system strengthening in rural and urban areas, communicable and non-communicable disease control, and the implementation of comprehensive Reproductive, Maternal, Newborn, Child, and Adolescent Health programmes. The NHM strategically integrates key health determinants such as sanitation, hygiene, nutrition, and safe drinking water. Key health indicators for Haryana under the NHM are presented in **Table 6.4**, while year-wise budget and expenditure details are provided in **Table 6.5**.

Table 6.4: Key Health Indicators of National Health Mission in Haryana (compared with India)

Indicator With Source	Haryana		India
	2013-14	2020-25	
Neonatal Mortality Rate	26 (SRS2013)	19 (SRS 2023)	19 (SRS 2023)
Infant Mortality Rate	41 (SRS2013)	26 (SRS 2023)	25 (SRS 2023)
Maternal Mortality Ratio	127 (SRS2011-13)	89 (SRS 2021-23)	88 (SRS 2021-23)
First Referral Unit	40 (including 2 urban FRU in Faridabad)	87(57 FRUs in 2024-25 and 30 New Designated FRUs till Dec.,2025)	–
Under-5 Mortality Rate	45 (SRS 2013)	30 (SRS 2023)	29 (SRS 2023)
Sex Ratio at Birth	868 (CRS 2013)	923 (upto Dec.,2025)	–
Institutional Delivery	90.37 % (2017)	98.8% (Till Oct., 2025, Source-HMIS)	97.1% HMIS Till January, 2024
Full Immunization (Source-HMIS)	85.7 %	105.8% (2024-25) Against GoI Target	99%
ASHA	16861 92.67 %	20549 (98.30%) (as on 30 Nov., 2025)	–
Special Newborn Care Units	15	29 (2024-25 upto 31.12.2025)	
New Born Stabilizing Units	52	62 (2023-24 upto 31.12.2025)	
New Born Care Corners	192	439 (2023-24 upto 31.12.2025)	

Source: National Health Mission Department, Haryana.

Table 6.5: Year-wise Detail of Budget and Expenditure**(₹ in Crore)**

Year	RoPs / Approvals	Budget Received (Cash Grant + IM Grant)	Expenditure (Cash Grant + IM Grant)	Utilization on Budget Received (%)
2012-13	413.8	388.60	368.00	95
2013-14	514.74	416.05	468.27	113
2014-15	531.65	379.75	486.13	128
2015-16	573.46	482.94	488.16	101
2016-17	523.65	508.49	488.17	96
2017-18	635.66	494.19	534.25	108
2018-19	815.81	743.10	659.65	89
2019-20	999.96	768.77	747.21	97
2020-21	1139.78	921.20	806.05	88
2021-22	1331.90	903.98	880.82	97
2022-23	1443.14	938.65	990.28	105
2023-24	1440.26	858.49	1025.02	119
2024-25	1790.17	860.39	1094.85	127
2025-26 (as on 09.10.2025)	1480.03	314.55	284.02	90

Source: National Health Mission, Haryana.

6.15 Maternal Health

- The current Maternal Mortality Ratio in Haryana stands at 89 (SRS 2021-23). The state has promoted institutional deliveries by operationalizing 24x7 delivery facilities, leading to an increase from 97.5 percent to 98.8 percent as of September 2025. To provide comprehensive emergency obstetric care, including C-section services, 87 First Referral Units have been made operational.
- For ensuring quality in Ante-Natal Care services, the months of July and August 2024 were observed as “Surakshit Janani Maah” across the state. During this period, 76,400 pregnant women were examined, out of which 22,800 were identified as high-risk pregnancies.
- Additional key interventions include the availability of free Injection Iron Sucrose for treating severe anaemia in pregnant women and the establishment of specialised Mother and Child Health Wings. Nine such wings are planned at Civil Hospitals in Panchkula, Panipat, Faridabad, Sonapat, Palwal, and Medical College Nuh and construction is ongoing in Panchkula and Panipat. Further approvals have been granted for new MCH Wings in Sirsa and Kaithal (ROP 2023-24), and Mahendergarh (Narnaul) (ROP 2025-26).
- To manage critical obstetric cases, eight Obstetric High Dependency Units and Intensive Care Units have been sanctioned. Seven are now functional at Medical College Agroha (Hisar), Medical College Sonapat, PGIMS Rohtak, Medical College Nuh, District Civil Hospitals in Faridabad, Panchkula, and Gurugram Sector-10.

Child Health

6.16 Haryana has demonstrated significant improvement in child health indicators. The Infant Mortality Rate has decreased remarkably from 41 (SRS 2013) to 26 per 1000 live births (SRS 2023). Similarly, the Under-Five Mortality Rate has declined from 45 to 30 during the same period. The State has strengthened its Newborn and Child Care infrastructure given in **Table 6.6**.

Table 6.6: Status of Functional Newborn, Nutritional and Lactation Care Facilities

Facility Type	No. of Functional Units
Special New born Care Unit along with Kangaroo Mother Care Units	29
New Born Stabilization Unit	62
Newborn Care Corner	439
Nutritional Rehabilitation Centre	11
Comprehensive Lactational Management Center	1 CLMC is established and functional at PGIMS Rohtak
Lactation Management Unit	5 LMU has been established. Establishment work of 3 new LMU is in process

Source: National Health Mission, Haryana.

- In the financial year 2024-25 (April–October), 18,602 newborns were admitted to SNCUs. The state has actively observed Anaemia Mukht Month campaigns, screening approximately 7.5 lakh beneficiaries in March, 2025 and 10 lakh in July, 2025. Furthermore, the Swasth Nari Sashakt Parivaar Abhiyaan and 100-day Anaemia Prevalance reduction campaign was organised where approximately 4 lakh beneficiaries were tested for anaemia as per UWIN portal.
- Under The Stop Diarrhoea Campaign (15th June, 2025 to 31st July, 2025), approximate 10.09 lakhs under five children were prophylactically distributed ORS packets and 21,542 children suffering from diarrhea were treated with ORS and Tab Zinc. The Mother Absolute Affection programme continues to promote early and exclusive breastfeeding.
- Under the MusQan Initiative for quality paediatric care, four health facilities received certification in FY 2025-26, with four more undergoing national assessment. Additionally, paediatric HDUs/ICUs are being established in 21 district hospitals under the Emergency Covid Response Package (ECRP-II). These units are already functional in Panchkula and Gurugram.

Routine Immunization

- Immunization, India's largest public health programme, plays a vital role in reducing infant and under-five morbidity and mortality. Haryana has consistently exceeded its Full Immunization Coverage targets, achieving 105 percent in FY 2024-25 and 103 percent till September, 2025 in FY 2025-26.
- The State conducts intensive drives to ensure coverage, including Sub-National Immunization Days and quarterly Special Immunization Weeks to reach missed or hesitant children. During the SNSPA campaign (September–October, 2025), approximately 1.47 lakh children (0-5 years) and 26,622 pregnant women were vaccinated.

- Haryana meets global surveillance benchmarks for Vaccine-Preventable Diseases and has embraced digital initiatives. The UWIN platform, with 97 percent utilisation by vaccinators, facilitates tracking and management of immunization, while the eVIN system ensures real-time vaccine stock and temperature monitoring.

Referral Transport Scheme

6.17 Referral Transport Scheme was initiated in November, 2009 and now branded as "National Ambulance Services," this scheme provides pre-hospital emergency care and transport, aiming to increase institutional deliveries and ensure timely access to health facilities. All districts are covered by a fleet of 555 ambulances, including Advanced Life Support, Basic Life Support, Patient Transport, Kilkari (back-to-home), and Neonatal ambulances. These ambulances are integrated with ERSS-112 and the average response time from April to October, 2025 is 14 minutes and 5 seconds. Transport to private facilities within the district is charged at ₹ 7 km for BLS and ₹15 km for ALS/Neonatal ambulances. The scheme utilizes a Referral Transport Repair Monitoring System for maintenance and has trained 300 Emergency Medical Technicians in FY 2025-26.

Rashtriya Kishor Swasthya Karyakram

6.18 RKSK aims to improve the health and well-being of adolescents (10-19 years). Key interventions include:

- Weekly Iron and Folic Acid Supplementation coverage reached 88 percent in-school and 91 percent out-of-school adolescent girls (April–September, 2025), with expansion into private schools in selected districts.
- National Deworming Day successfully dewormed approximately 97.19 lakh children (1-19 years) and 6.23 lakh Women of Reproductive Age in February, 2025, and approximately 97.60 lakh children and 7.05 lakh WRAs in August, 2025.
- 204 Adolescent Friendly Health Clinics/Mitrata Clinics provide counselling, clinical, and referral services, catering to over 1 lakh adolescents in FY 2025-26.
- Under School Health and Wellness Programme, 11,270 teachers were trained as Health and Wellness Ambassadors and 5,334 principals were oriented to impart a structured health curriculum.
- Community Engagement services are extended through 16,794 trained Peer Educators and regular Adolescent Health Days.

Rashtriya Bal Swasthya Karyakram

6.19 The Rashtriya Bal Swasthya Karyakram program provides annual health screening, referral, and early intervention services for children from birth to 18 years of age, focusing on the "4 Ds": Defects at Birth, Deficiencies, Diseases, and Developmental Delays. For this purpose, 211 Dedicated Mobile Health Teams have been deployed to conduct doorstep screening for prevalent health conditions. These teams make biannual visits to Anganwadi Centres and annual visits to Government and Government-aided schools. To deliver comprehensive, multi-layered healthcare, 21 Dedicated Early Intervention Centres have been established at Civil Hospitals across the state. These centres are staffed with a multidisciplinary team comprising a physiotherapist, optometrist, psychologist, special educator, and audiologist-cum-speech therapist. For ensuring timely and free-of-cost treatment, 4 Government and 13 private hospitals have been empanelled under the program. Furthermore, strategic partnerships have been forged to enhance service delivery. A

collaboration with the Smile Train NGO facilitates for free surgical corrections for cleft lip and palate cases. Additionally, Memorandum of Understanding have been signed with Cure Clubfoot International and the Anushkaa Foundation to provide specialized treatment services for children with clubfoot.

Achievements in FY 2025-26 (from April to July, 2025)

- Health screening of around 15.8 lakh children was undertaken.
- Approximately 2.14 lakh children has availed treatment services for various health conditions.
- Around 359 cases were managed for Clubfoot at Govt. Health Facilities and Clubfoot clinics established at DEICs in association with Anushkaa Foundation and Cure Clubfoot International.
- Around 65 children with Cleft Lip and Palate were surgically managed in association with Smile Train, NGO.
- Around 50 lakh new and follow up cases availed services at 21 DEICs.
- 190 children have been managed at secondary/tertiary level (from April to Aug., 2025).

National Urban Health Mission

6.20 The National Urban Health Mission was launched in May, 2013 as a sub-mission of the National Health Mission, with a primary focus on the urban poor and other vulnerable populations, including slum dwellers, homeless individuals, rag pickers, sex workers, rickshaw pullers, construction workers, and street children. Service delivery is channelled through Urban Primary Health Centres and Urban Ayushman Arogya Mandirs. Presently, 107 UPHCs are operational in Haryana. Each UPHC is staffed with one Medical Officer, one Staff Nurse, one Pharmacist, one Lab Technician, one Information Assistant, one Class-IV cum sweeper, and 4-5 Auxiliary Nurse Midwives-with one ANM deployed per 10,000 population. Additionally, one Urban Accredited Social Health Activist is assigned for every 1,500-2,000 slum population. Under the 15th Finance Commission, 201 UAAMs were approved for the State. Out of these, 165 have been operationalized, while the remaining are under process.

The Following Services are Being Provided under NUHM Include:

- Medical Care OPD services, routine immunization, antenatal registration and care, promotion of institutional deliveries, postnatal care, services under national health programmes, referral services, basic laboratory services, counselling, non-communicable disease management, social mobilization, community-level activities, and outreach services.
- All UPHCs have been upgraded to Ayushman Arogya Mandirs to deliver the 12 Comprehensive Primary Health Care services. E-Sanjeevani tele-consultation services are also functional across all UPHCs.

Key Activities and Achievements:

- **Urban Health and Nutrition Day:** UHND is organised twice in every month by ANMs across all districts to deliver health education in slum areas. In FY 2024–25, 16,277 UHNDS were organized and 9,340 were conducted from April to October, 2025.
- **Special Outreach Camps:** Organized in UPHC catchment areas to provide specialist doctor services. In FY 2024–25, 752 such camps were held and 266 camps were held from April to October, 2025.

- **Urban Local Body Orientation:** Bi-annual meetings with members of ULBs in convergence with Women and Child Development, Labour, and Education departments, are held under each UPHC to strengthen basic infrastructure including housing, safe water access, drainage, and sanitation. In FY 2024–25, 203 ULB meetings were conducted and 60 ULB meetings were held in FY 2025–26.
- **National Quality Assurance Standards Certification:** 23 UPHCs have received NQAS certification from the Government of India. UPHC Krishna Nagar Gamri (Kurukshetra) is the first UPHC in India to achieve national external assessment and quality certification under NQAS, with an overall score of 91.2 percent. Two additional UPHCs are state-certified, and 39 more have been taken up for district-level assessment by the Haryana State Health Resource Centre.
- **Kayakalp Implementation:** Under this cleanliness and infection control initiative, 71 urban facilities received Kayakalp awards in FY 2024–25. In FY 2025–26, 99 facilities have scored above 70 percent in peer assessment and external assessments are under process.
- **Specialist Services at UPHCs:** 36 UPHCs have been approved to be upgraded for provision of specialist services, out of which 30 UPHCs have been providing specialist services.

Community Health Processes Accredited Social Health Activist

6.21 As of 30th September, 2025, a total of 20,538 Accredited Social Health Activists have been enrolled in Haryana, achieving 98.24 percent of the target of 20,905, leaving a gap of 367 ASHAs. Nearly 100 percent of enrolled ASHAs have been trained in the mandated modules, including Modules I–VII, Home-Based Care for Young Child, Non-Communicable Disease modules, and other Government of India prescribed trainings. To support their work, all ASHAs have been provided with Android Smartphones, Closed User Group SIM cards with 30 GB of data and unlimited talk time. Additionally, each ASHA receives a dress allowance of ₹1,500 and a traveling allowance of ₹ 200 per month from NHM funds. While ASHAs are entitled to performance-based incentives as per national NHM norms, the Government of Haryana has enhanced their financial security. The state has increased the fixed monthly honorarium from ₹ 4,000 to ₹ 6,100 effective from November, 2023. Furthermore, ASHAs receive a 50 percent top-up from the state budget on their monthly performance-based NHM earnings, establishing Haryana as one of the leading States in ASHA remuneration.

The State also Provides Comprehensive Social and Financial Security

- A financial support of ₹ 3 lakh from the State budget is provided to the family of a deceased ASHA (effective April, 2018).
- A retirement benefit of ₹ 2 lakh from the state budget is given to ASHAs relieved from service upon attaining 60 years of age (effective November, 2023).
- Under the GoI's Golden Handshake Scheme, ₹ 20,000 is provided from the NHM budget to ASHAs who voluntarily leave service after completing 10 years.
- In compliance with the Union Budget 2023-24 declaration, the process to cover ASHAs under Pradhan Mantri Jan Arogya Yojana has been initiated. According to the GoI's BIS Portal, out of 20,353 ASHAs, 14,165 have been declared eligible, credentials of

4,964 are under validation, and 1,199 were deemed ineligible as they are dependents of Government employees.

- In the ASHA Certification Examination conducted by the National Institute of Open Schooling in 2024-25, Haryana recorded the highest number of candidates in the country with 11,164 ASHAs appearing. Out of these, 10,373 were declared successful and awarded ₹ 5,000 each, amounting to a total disbursement of ₹ 5.19 crore from NHM funds.

Ayushman Arogya Mandir

6.22 Under the Ayushman Bharat initiative, Ayushman Arogya Mandirs deliver universal, free, and comprehensive primary health care, emphasizing wellness and bringing an expanded range of services closer to the community. As on 06 November, 2025, a total of 2,728 AAMs are operational in Haryana. This includes 2,055 Sub Centres, 401 Rural Primary Health Centres, 107 Urban PHCs, and 165 Urban Health and Wellness Centres. Notably, in the Aspirational District of Mewat (Nuh), all 18 Rural PHCs and 111 Sub Centres have been transformed into Health and Wellness Centres. To strengthen service delivery at the Sub Centre level, Ayushman Bharat provides for an additional human resource in the form of Community Health Officers. These officers are qualified with either a Bachelor of Ayurvedic Medicine and Surgery or a Bachelor of Science in nursing degree, supplemented by a six-month certificate course in community health. Presently, a total of 1,429 Community Health Officers are deployed at Sub Centre-level Ayushman Arogya Mandirs across the state.

E-Sanjeevani Tele-consultation

6.23 E-Sanjeevani Health and Wellness Centre (HWC) tele-consultation services have been initiated across all districts in Haryana. As on 6th November, 2025, approximately 9,34,515 tele-consultations have been conducted through Ayushman Bharat Health and Wellness Centres, with 50 percent of the calls being managed by a specialist hub at the Postgraduate Institute of Medical Education and Research, Chandigarh, where ten specialists provide services. To further expand capacity, a new hub with ten specialists is being established at PGIMER Rohtak. The utilization of tele-consultation has seen a significant rise, with the average daily calls increasing from 0.13 in FY 2023-24 to 2,200 in FY 2024-25, reflecting a strong upward trend.

AYUSH

6.24 The Ayurveda, Yoga and Naturopathy, Unani, Siddha, and Homeopathy (AYUSH) systems of medicine have long enjoyed acceptance among various communities in India. These systems are time-tested, validated by thousands of years of use, and have historically played a vital role in disease prevention and mitigation. AYUSH systems hold particular importance in preventing and managing many lifestyle-related chronic ailments for which modern medicine has often proven less successful. With the increasing prevalence of lifestyle disorders, there has been a significant resurgence of interest in AYUSH systems of medicine both globally and within the country.

6.25 The AYUSH Department of Haryana provides medical relief, medical education, and health awareness through AYUSH systems to the masses, particularly in the rural areas of Haryana State. For this purpose, it operates the following facilities:

- **Hospitals:** 4 Ayurvedic Hospitals (100-bedded in Kurukshetra, 25-bedded in Bhiwani, 10-bedded in Imlota (Charkhi Dadri) and 100-bedded in Narnaul), 01 Unani Hospital in

Sihol (Palwal), 01 Homeopathic Hospital in Chandpura (Ambala), and 01 Integrated AYUSH Hospital in Mayyar (Hisar) under the National AYUSH Mission.

- **Primary Health Centers:** 6 Ayurvedic Prathmik Swasthya Kendras (2 in Kaithal, and 1 each in Panipat, Rohtak, Sirsa, and Jind).
- **Panchkarma Centres:** 06 under the State (2 each in Ambala and Panchkula, and 1 each in Karnal and Jhajjar), and 21 under the National Health Mission.
- **Dispensaries:** 497 Ayurvedic Dispensaries, 16 Unani Dispensaries and 24 Homoeopathic Dispensaries.
- **Specialized Facilities:** 1 Institute of Indian Systems of Medicine and Research (IISM&R) in Panchkula. Additionally, 4 Ayurvedic Dispensaries have been relocated and upgraded as Specialty Clinics (in Jind, Hisar, Gurgaon, and Ambala), and 01 Specialized Therapy Centre has been established in Rohtak.
- **Integrated Units:** 21 AYUSH Wings at District Hospitals, 102 AYUSH OPDs at Community Health Centres, and 106 AYUSH OPDs at Primary Health Centres.

These institutions provide medical relief to the public and actively participate in National Health Programmes within Haryana State. Most AYUSH institutions are located in rural and remote areas. Furthermore, the department provides medical education in Haryana through Shri Krishna AYUSH University, 1 Government Ayurvedic College, and 12 Private Ayurvedic Colleges operating within the State.

6.26 To promote Ayurvedic education within the state, Baba Kheta Nath Government Ayurvedic College was established in Village Pattikara, Narnaul, with admissions for its third batch of 30 BAMS seats successfully completed for the 2024-25 academic session. Concurrently, a new Government Homoeopathic College & Hospital is being constructed in Village Chandpura, District Ambala, at an approximate cost of ₹ 55.85 crore, where outpatient department services have already been commenced. Significant progress is also evident in other specialized AYUSH institutions.

6.27 During 2024-25, an expenditure of ₹ 303.34 crore was incurred under Plan (Non-Recurring) schemes and ₹ 6.86 crore under Plan (Recurring/Non-Plan) schemes for the AYUSH Department. For the financial year 2025-26, ₹ 447.37 crore under Plan (Non-Recurring) schemes and ₹ 8.48 crore under Plan (Recurring/Non-Plan) schemes have been approved.

ESI HEALTH CARE

6.28 ESI Health Care in Haryana delivers comprehensive medical services under the Employees' State Insurance Act, 1948 to 29,24,310 insured persons and their dependents. Services are provided through a network of 7 ESI Hospitals (4 ESI State Hospitals and 3 ESI Corporation Hospitals) and 93 ESI Dispensaries, 3 Ayurvedic units and 1 mobile dispensary, located in all over the State. ESI Health Care provides primary and secondary care to IP and their dependents. Tertiary care is being provided through private hospitals empanelled by ESI Corporation.

6.29 ESI provides comprehensive Medical Care to insured persons working in organized sectors and their family members. ESI is contributory social security scheme for the organized sector covering the units having 10 or more employees drawing pay upto ₹ 21,000 per month. Employer contributes 3.25 percent of the wages and employee contributes 0.75 percent of the wages it becomes 4 percent of the wages which goes to ESI

Corporation to deliver the medical and other benefits to the insured persons and their families.

MEDICAL EDUCATION AND RESEARCH

6.30 The Department of Medical Education & Research, Haryana, was established on 4th September, 2014 to strengthen medical education, research, and tertiary healthcare services. Since its inception, the Department has significantly upgraded the medical education infrastructure while also enhancing programs in Nursing, Physiotherapy, and Paramedical Sciences. Currently, 17 medical colleges operate in the State: eight Government Medical Colleges (KCGMC Karnal; BPSGMC Khanpur Kalan, Sonapat; PGIMS Rohtak; SHKMGMC Nalhar, Nuh; SABVGMC Chhainsa, Faridabad; Pt. NRS GMC, Bhiwani; MC GMC, Narnaul; and the centrally-run ESICMC Faridabad), one Government-Aided Medical College (MAMC Agroha, Hisar), and eight Private Medical Colleges. To ensure wider access to tertiary medical care, the Government of Haryana has resolved to establish a medical college in every district. Consequently, 12 additional Government Medical Institutes and one Medical University are being developed across various districts. Furthermore, the state successfully runs numerous Dental, Physiotherapy, and Nursing Colleges, along with MPH(W)(M) Training Schools. For the current financial year 2025–26, a Budget Estimate of ₹ 2,559.12 crore has been allotted, with expenditure of ₹1,713.13 crore incurred as of 17.12.2025. The current status of institutes under the department is provided in **Table 6.7**.

Table 6.7: Current Status of Medical Institutes in the State

Institution	Govt.	Govt. Aided	Private	Total	Total Seats	
Universities	2					
Medical Colleges	8	1	8	17	MD/MS	1077
					MBBS	2710
					Diploma/DNB	154
Dental Colleges	1		9	10	BDS	950
					MDS	250
Physiotherapy Colleges	5		17	22	BPT	1576
					MPT	494
Nursing Schools	13		167	180	ANM	3153
					GNM	4980
Nursing Colleges	6		109	115	B.Sc	4135
					P.B.B.Sc	1735
					M.Sc	593
					NPCC	55
MPHW (M)	2		24	26	MPHW (M)	1560
Para-Medical	5		1	6	B.Sc (MLT)	105
					B.Sc (OT)	90
					B.Sc (Optometry)	90
					B.Sc (Radiotherapy)	10
					B.Sc (Perfusion Technology)	50
					B.Sc (Radiology & Imaging echnology)	80

Source: Medical Education and Research Department, Haryana.

Pt. Deen Dayal Upadhyaya University of Health Sciences, Kutail, Karnal

6.31 Pt. Deen Dayal Upadhyaya University of Health Sciences is being developed as a Centre of Excellence on 144.02 acre of Gram Panchayat land in Kutail, Karnal. The initial project cost of ₹ 761.51 crore has been revised to ₹ 805.75 crore. The University will have a 750 bedded super speciality hospital. The process for recruiting Medical and Para Medical staff is under process.

Pandit Neki Ram Sharma Government Medical College, Bhiwani

6.32 Established under the Central Government's 'Upgradation of District Hospital' scheme, Pandit Neki Ram Sharma Government Medical College in Bhiwani has completed construction at an estimated cost of ₹ 535.55 crore. Procurement of biomedical equipment and hospital furniture worth ₹ 57.53 crore is complete, and installation is in progress. A total of 1,527 faculty and staff posts were sanctioned. The process for recruiting Medical and Para Medical staff is under process.

Maharishi Chyawan Government Medical College & Hospital, Village Koriyawas, District Narnaul

6.33 A Government Medical College has been established at Narnaul on Gram Panchayat land, comprising an area of 76 acres, 2 kanals, and 11 marlas, acquired on a long-term lease basis by the Department. The construction work for the college was awarded to the Public Works Department (Building & Roads), Haryana. The construction work of Medical College has been completed with the cost of ₹ 725.90 crore.

Government Medical College & Hospital, Village Haibatpur District Jind

6.34 The State Government is establishing a Government Medical College in District Jind. The institution is being constructed on a 24 acres, 3 kanals, and 3 marlas plot of Gram Panchayat land located in Village Haibatpur, District Jind. The construction work has been awarded to the Haryana State Road and Bridges Development Corporation. The construction of the Medical College is under progress.

Shri Guru Teg Bahadur Sahib Government Medical Colleges at District Yamunanagar

6.35 The State Government is establishing a comprehensive medical education institution, comprising a Government Medical College along with a College of Nursing, a College of Physiotherapy, and a Paramedical College in Yamuna Nagar district. The institution is being constructed on a land of Gram Panchayat, Panjupur measuring 20 acres and 12 marlas. The project has an estimated cost of ₹1,122.71 crore. The construction of the Medical College is under progress.

Bhagwan Parshuram Government Medical College at District Kaithal

6.36 A Government Medical College is being established on a land of Gram Panchayat land measuring 20 acres and 6 marlas in Village Sampan Kheri, District Kaithal. The project has an estimated cost of ₹ 935 crore. The construction of Medical College is under progress.

Government Medical College at District Sirsa

6.37 A Government Medical College, along with a College of Nursing, a College of Physiotherapy, and a Paramedical College, is being established in District Sirsa. The institutions will be situated on a land measuring 21 acres and 13 marlas provided by the

Chaudhary Charan Singh Haryana Agricultural University in Hisar. The project has an estimated cost of ₹1,010.37 crore.

Kalpana Chawla Govt. Medical College, Karnal- Phase-II

6.38 To meet the growing needs of Kalpana Chawla Government Medical College, Karnal-driven by increased patient load, academic requirements, and the need for residential quarters for doctors and staff-it was decided to proceed with a Phase-II expansion of the college and hospital. The Haryana Police Housing Corporation was appointed as the overall Executing Agency for the project. The following work is under progress in Phase-II:

- **Residential Quarters and Hostels:** To be executed by HPHC on HSR (Haryana Schedule of Rates).
- **Hospital Expansion Work:** To be executed by M/s Bridge & Roof Co. (I) Ltd., a Central Public Sector Undertaking, on CPWD (Plinth Area Rate) rates. For the residential component, HPHC allotted the work for Package-I (Hostels and Residences) to M/s Balaji Duro Build, New Delhi, in March, 2024 at a cost of ₹ 169.58 crore. Construction is in progress and approximately 30 percent of the work is completed. The tender for the balance work under Package-II is yet to be invited. For the hospital expansion, the Detailed Project Report amounting to ₹ 404.95 crore, submitted by the Executing Agency M/s Bridge & Roof Co. (I) Ltd., has been approved by the Government and is currently under process for approval by the Standing Finance Committee.

Bhagat Phool Singh Govt. Medical College, Khanpur Kalan, Sonapat Phase-III

6.39 An expansion of Bhagat Phool Singh Government Medical College, Khanpur Kalan, Sonapat, is being undertaken under Phase-III. The major components of this phase include:

- A Mother & Child Hospital Block (G+5)
- A Nursing, Paramedical & Physiotherapy College (G+7)
- A Nursing & MBBS Student Hostel (G+4)
- A PG Doctor's Suite Block (S+7), comprising 2 towers
- Housing Type D1 (S+7), comprising 8 towers
- Housing Type D2 (S+7), comprising 1 tower
- Expansion of the existing Medical College (G+4)
- Expansion of the Lecture Theatre Block (G)
- The project cost of Phase-III is ₹ 419.13 crore and the construction work is in progress.

Establishment of Nursing Colleges in District Faridabad, Rewari, Kaithal, Kurukshetra and Panchkula

6.40 The Government has announced the establishment of Nursing Colleges in the districts of Faridabad, Rewari, Kaithal, Kurukshetra, and Panchkula. The Haryana Shehri Vikas Pradhikaran has been designated as the executing agency for these projects. An initial Detailed Project Report amounting to ₹ 194.30 crore was approved by the Government. Subsequently, a revised cost estimate of ₹ 276.24 crore was approved. The construction work of all these Medical Colleges has been completed and they are now operational.

Government Nursing College in Safidon, Jind

6.41 The Government initiated a College of Nursing at Safidon, Jind, which commenced operations within the premises of the Government Girls College, Safidon. The college has an intake capacity of 60 seats each in the ANM, GNM, B.Sc. Nursing, and Post

Basic B.Sc. Nursing programs. The land for this project at Safidon, Jind has been identified and construction work has been allotted to Haryana Police Housing Corporation.

6.42 The establishment of AIIMS at Rewari and Government Medical Colleges in various districts are under process. The proposal of Medical College at district level are as under:

- Government Medical College, Fatehabad
- Government Medical College, Charkhi Dadri
- Government Medical College, Palwal
- Government Medical College, Panchkula
- Government Medical College, Gurugram

Office Building of Directorate of Medical Education and Research

6.43 The office building for the Directorate of Medical Education and Research is under construction at Plot No. IP1P, Sector-6, MDC, Panchkula, Haryana, on a 1.16 acre plot of land. The Public Works (Building and Roads) Department has been appointed as the executing agency for the construction of this office building, with an estimated project cost of ₹ 38.36 crore.

FOOD AND DRUGS ADMINISTRATION

Food Wing

6.44 Up-gradation of Food Laboratories: The Food & Drugs Administration Department, Haryana, operates two Food Testing Laboratories-one located in Chandigarh and the other in Karnal. Both laboratories have been notified for NABL (National Accreditation Board for Testing and Calibration Laboratories) accreditation. Additionally, both have been recognized and notified by the Food Safety and Standards Authority of India (FSSAI) under Section 43(1) of the Food Safety and Standards Act, 2006. To enhance the analytical capabilities, FDA, Haryana, has upgraded the State Food Laboratory, Chandigarh, with high-end equipment. This upgrade was funded by a grant-in-aid of ₹ 8.45 crore provided by the FSSAI. Furthermore, the establishment of a dedicated Microbiological Laboratory within the State Food Laboratory, Chandigarh, has been completed.

Renovation of Food Laboratories

6.45 An amount of ₹ 90.29 lakh was released from the State Budget for the renovation of the District Food Testing Laboratory, Karnal. In addition, an earlier grant-in-aid of ₹ 50 lakh had been received and released by the Food Safety and Standards Authority of India. The renovation work has been completed by the Public Works Department, Haryana. To further augment the laboratory's capabilities, the Government has sanctioned an amount of ₹ 4.63 crore for the procurement of 47 basic laboratory equipment items for the District Food Laboratory, Karnal.

Modernization/Creation of Street Food Hub in Haryana State

6.46 The Government of Haryana is undertaking a project for the modernization and creation of Healthy and Hygienic Street Food Hubs in four districts-Ambala, Karnal, Hisar, and Gurugram-utilizing grant-in-aid provided by the National Health Mission, Government of India.

Mobile Food Testing Laboratory

6.47 A total of five Mobile Food Testing Laboratory Vans have been provided by the Food Safety and Standards Authority of India. These vans have been rolled out across various districts of Haryana to promote public awareness regarding safe and hygienic food. The vans offer food sample analysis at a nominal rate of ₹ 20 per sample.

Ban on Gutka, Pan Masala

6.48 The manufacture, sale, and storage of Gutka and Pan Masala have been prohibited in the State of Haryana. This prohibition was originally imposed by the Commissioner of Food Safety, Haryana, effective from 15.08.2012. The ban has been consistently extended every year.

Ban of Liquid Nitrogen

6.49 The Commissioner of Food Safety, Haryana, has prohibited the use, flushing, or mixing of liquid nitrogen in any drink or food article since dated 27.07.2017.

Drug Wing

6.50 The department's mandate is to ensure the availability of quality drugs and food articles at affordable prices. The Food and Drugs Administration is the primary enforcement agency in Haryana for regulating and implementing the following key legislations:

- The Drugs & Cosmetics Act, 1940, and Rules, 1945;
- The Food Safety and Standards Act, 2006;
- The Drugs (Prices Control) Order, 1995;
- The Drugs and Magic Remedies (Objectionable Advertisements) Act, 1954;
- The Cigarettes and Other Tobacco Products (Packaging and Labelling) Rules, 2008;
- The Poisons Act, 1919.

6.51 Key Enforcement Actions (01.04.2025-30.11.2025). From 1st April, 2025 to 30th November, 2025, the Drug Wing of the department undertook extensive enforcement activities. A summary of the actions taken is as follows:

Inspections and Sampling

- 12,488 sale units inspected.
- 3,019 drug samples collected.
- 4,474 samples tested, out of which 5 were declared sub-standard.

Legal Proceedings

- 48 prosecutions launched.
- 15 court cases decided (resulting in 8 convictions and 7 acquittals).
- 413 court cases are pending.

Compliance and Licensing

- 260 joint enforcement raids conducted.
- 496 drug manufacturing units inspected.
- 663 drug sale licenses suspended; 15 licenses cancelled; 57 licenses partially cancelled.
- 3,570 retail/wholesale drug sale licenses granted.

Manufacturing and Institutional Approvals

- Manufacturing licenses granted for: 48 drug units, medical devices and blood centers, and cosmetic units.
- 6 Medical Institutions recognized.

- 7 Manufacturing units upgraded to WHO-GMP standards.

Special Act Enforcements

- 2 FIRs registered under the Narcotic Drugs and Psychotropic Substances (NDPS) Act, either by police or as an outcome of joint raids by FDA and police officials.
- 60 FIRs registered under the Medical Termination of Pregnancy Act.

PUBLIC HEALTH

6.52 The State of Haryana ensured the provision of at least one safe drinking water source in every village by 31st March, 1992. Following this foundational achievement, the strategic focus shifted towards augmenting and strengthening the drinking water supply infrastructure across all habitations. Currently, the State is engaged in improving water supply levels in villages identified as deficient, where the per capita water allowance has fallen below the standard of 55 litres per capita per day. For the financial year 2024-25, the Capital Outlay for the Public Health Engineering Department was initially ₹ 2,361.31 crore, which was subsequently revised to ₹ 2,342.82 crore. The Revenue Outlay was initially ₹ 2,448.48 crore and was later revised to ₹ 2,553.63 crore. For the financial year 2025-26, the Capital Outlay was initially ₹ 2,303.69 crore and has been enhanced to ₹ 3,003.11 crore. The Revenue Outlay for the year stands at ₹ 2,699.35 crore upto 31.12.2025.

6.53 The Augmentation Rural Water Supply Programme aims to improve and strengthen existing drinking water supply facilities in villages to achieve a supply standard of 55 or 70 litres per capita per day. The interventions under this program typically include drilling additional tubewells, augmenting existing canal-based schemes, creating new canal-based waterworks, constructing boosting stations, and strengthening the existing distribution system. During 2024-25, the financial provision for the programme was initially ₹ 200 crore, which was later revised to ₹ 645 crore. An expenditure of ₹ 643.44 crore was incurred by 31st March, 2025. During 2025-26, the initial provision of ₹ 255 crore has been revised to ₹ 855 crore. An expenditure of ₹ 603.06 crore has been incurred up to 15th December, 2025.

6.54 To accelerate the implementation of Rural drinking water supply augmentation schemes, the State has been availing funding from the National Bank for Agriculture and Rural Development (NABARD) since 2000-2001 under various projects. Currently, 80 NABARD-approved projects under the Rural Infrastructure Development Fund tranches XXVII through XXXI are in progress, with a total project cost of ₹ 1,356.88 crore. During 2024-25, the financial provision under this program was initially ₹ 170 crore, which was revised to ₹ 330 crore. An expenditure of ₹ 322.05 crore was incurred by 31st March, 2025. During 2025-26, the initial provision was ₹ 400 crore, which has been revised to ₹ 373.50 crore specifically for NABARD schemes. Against this provision, an expenditure of ₹ 204.84 crore has been incurred up to 15th December, 2025.

6.55 Under the Special Component Sub Plan, drinking water facilities are provided and upgraded in villages and habitations with a predominantly Scheduled Caste population. Interventions include drilling additional tubewells, augmenting existing canal-based schemes, constructing new canal-based waterworks, building boosting stations, and strengthening the existing distribution system. During 2024-25, the financial provision under this program was initially ₹ 3 crore and was later reduced to ₹ 1 crore. An expenditure of ₹ 1 crore was incurred by 31st March, 2025. During 2025-26, a provision of ₹ 3 crore has been allocated for infrastructure development under SCSP in Scheduled Caste-dominated habitations.

6.56 The Development & Panchayats Department launched the Mahagram Yojana with the objective of providing a sewerage system in villages with a population exceeding 10,000. To ensure the effective functioning of the sewerage infrastructure, it is essential to enhance the drinking water supply status in these villages to 135 litres per capita per day plus 15 percent for Unaccounted Flow. Initially, 155 villages were selected for this program. However, 20 villages were later found to be non-feasible or urbanized, or not required resulting in an effective list of 132 Mahagram villages. As of the current status, sewerage works are in progress in 43 villages.

The project has been successfully commissioned and made operational in 19 villages:

- Faridabad District: Sotai, Tigaon
- Gurugram District: Naharpur, Bahora Kalan
- Kaithal District: Keorak, Pai
- Karnal District: Kachhwa, Kohand
- Panipat District: Sewah
- Yamunanagar District: Mustafabad
- Sonipat District: Khanpur Kalan, Bhainswal Kalan
- Palwal District: Dheegot, Sondhad, Aurangabad, Bhiduki, Khambi
- Mahendergarh District: Satnali
- Nuh District: Sakras

During 2024-25, an allocation of ₹ 50 crore was made for the sewerage system. Additionally, ₹ 25 crore was earmarked for the upgradation of drinking water supply, which was later revised to ₹ 43 crore. Against this combined revised allocation of ₹ 93 crore, an expenditure of ₹ 92.39 crore was incurred by 31st March, 2025. During 2025-26, an allocation of ₹ 60 crore has been made for the sewerage system, and ₹ 28 crore was initially earmarked for water supply upgradation (later revised to ₹ 61 crore) upto 31.12.2025. Against this total combined allocation of ₹ 101 crore, an expenditure of ₹ 68.07 crore has been incurred up to 15th December, 2025.

Jal Jeevan Mission

6.57 The Jal Jeevan Mission, launched by the Government of India, aimed to provide Functional Household Tap Connections to every rural household by 2024. The State of Haryana embraced this monumental challenge. Through a comprehensive roadmap and relentless monitoring, the State successfully provided 100 percent FHTCs to all 30.41 lakh rural households by 06.04.2022. During 2024-25, the financial provision for JJM (covering infrastructure and allied activities), including the State's share, was initially ₹ 569 crore and was later revised to ₹ 819 crore. An expenditure of ₹ 279.80 crore was incurred by 31st March, 2025. During 2025-26, the initial provision was ₹ 577.64 crore upto 31.12.2025, which has been revised to ₹ 465.17 crore for JJM (coverage and allied activities), including the State's share.

6.58 The Public Health Engineering Department is responsible for maintaining drinking water supply and sewerage services in 88 out of the State's 95 towns. All 88 towns have been provided with piped water supply. For improving water supply and covering Scheduled Caste-dominated localities, the initial provision was ₹ 63 crore, revised to ₹ 93 crore. An expenditure of ₹ 91.87 crore was incurred by 31st March, 2025. In 2025-26 the

provision was ₹ 68.50 crore, revised to ₹ 84.50 crore upto 31.12.2025. An expenditure of ₹ 64.71 crore has been incurred up to 15th December, 2025.

6.59 The sewerage system in urban towns has seen significant development, with major parts of 79 towns across the State now covered by sewerage facilities. Work to extend these systems is actively in progress in the remaining 9 towns. During the financial year 2024-25, a provision of ₹ 245 crore was allocated for this purpose, against which an expenditure of ₹ 243.10 crore was incurred by 31st March, 2025. This progress has accelerated in the 2025-26 financial year, which has a substantially higher provision of ₹ 169.50 crore which has been enhanced to ₹ 179.50 crore upto 31.12.2025. As on 15th December, 2025, an expenditure of ₹ 132.65 crore has already been incurred against this allocation, underscoring the continued focus on expanding urban sanitation infrastructure.

6.60 In an effort to decentralize population pressure from the National Capital, the State is undertaking continuous efforts to upgrade the water supply and sewerage infrastructure in its satellite towns. The objective is to elevate these essential services to a standard comparable with those in the National Capital, thereby reducing the propensity for migration towards Delhi. Significant investment in this infrastructure has been ongoing in satellite towns since 2005. Nine specific projects for extending sewerage facilities in the towns of Ganaur, Kharkhoda, Jhajjar, Hodal, Kalanur, Sampla, Sohna, Beri, and Samalkha were approved by the National Capital Region Planning Board on 14.11.2017 at a cost of ₹ 72.11 crore. Construction work in all these towns has been successfully completed. For the financial year 2024-25, an initial provision of ₹ 15 crore was made, which was subsequently reduced to ₹ 5 crore, an expenditure of ₹ 4.90 crore was incurred by 31st March, 2025. For the year 2025-26, the revised provision is ₹ 3 crore, against which an expenditure of ₹ 2.66 crore has been incurred up to 15th December, 2025.

6.61 In order to mitigate the risk of flooding in low-lying areas of various towns during the monsoon season, the creation of adequate storm water drainage infrastructure is essential. During the financial year 2024-25, a provision of ₹ 40 crore was allocated for flood prevention works. This allocation was subsequently revised to ₹ 125 crore, against which an expenditure of ₹ 124.85 crore was incurred by 31st March, 2025. For the current financial year 2025-26, an initial allocation of ₹ 40 crore was approved, which has recently been enhanced to ₹ 75 crore. Up to 15th December, 2025, an expenditure of ₹ 59.86 crore has been incurred against this revised outlay.

6.62 The Public Health Engineering Department, Haryana, has constructed 128 Sewage Treatment Plants across the State, including those serving the catchment areas of the Ghaggar and Yamuna rivers. Existing performance gaps in these facilities have been identified, and the Department is now making concerted efforts to complete the construction of new STPs and the upgrading of existing ones by 31st December, 2027. This initiative runs concurrently with the laying of new sewer lines in recently approved residential colonies.

Re-use of Treated Waste Water

6.63 In response to the critical stress on groundwater resources, the Haryana Government has notified a comprehensive policy on the reuse of treated wastewater. This policy is of paramount importance given the current constraints on freshwater availability. Designed to be both comprehensive and inclusive, it addresses a wide spectrum of considerations, including specific applications for treated wastewater, standard operating

procedures, and the institutional framework necessary for its success. This framework includes the creation of a dedicated cell for project formulation, the establishment of a centralized database repository, and robust systems for monitoring and implementation. To address the challenge of rapidly dwindling water resources, the Government of Haryana formally notified the "Reuse of Treated Waste Water Policy" on 05.11.2019. The policy's core mandate is to conserve every drop of water by mandating the utilization of treated wastewater for non-potable applications. It envisions that every possible drop of treated effluent will be redirected for use in thermal power plants, industrial processes, construction activities, horticulture, and irrigation.

6.64 In alignment with the principles of a circular water economy, the State has unveiled a comprehensive roadmap for the systematic use of treated wastewater. A significant infrastructure base has been established, with 208 Sewage Treatment Plants and Common Effluent Treatment Plants constructed by various agencies. These facilities have a combined treatment capacity of 2472.80 MLD. Currently, the operational output from these plants is 1725.57 MLD of treated wastewater. Of this volume, 464.20 MLD is being productively utilized for various non-potable applications. The roadmap projects that by December, 2028, the utilization of treated wastewater will increase to 100 percent of the sewage generated.

6.65 The Irrigation & Water Resources Department has formulated specific projects to advance the reuse of treated wastewater, with a first-phase investment of ₹ 500 crore. This initiative targets 35 Sewage Treatment Plants with a collective capacity of 399.10 Million Liters per Day. Following detailed site assessments, 27 of these 35 STPs have been identified as technically feasible for supplying treated wastewater for micro-irrigation across various districts. The supporting infrastructure for 15 of these STPs has already been completed. Notably, treated wastewater from three STPs is already in active use for agricultural purposes: the 7 MLD plant at Ladwa, the 8 MLD plant at Pehowa, and the 11.50 MLD plant at Shahbad.

6.66 Under the AMRUT 2.0 scheme, the Public Health Engineering Department is executing comprehensive urban water infrastructure upgrades through State Water Action Plans.

State Water Action Plan-I: State Water Action Plan-I, comprising 57 projects, received administrative approval in September, 2023. This plan includes 48 drinking water supply projects with a total cost of ₹ 1,443.74 crore and 9 sewerage projects costing ₹ 283.62 crore. To date, work has been awarded for 56 of these projects-44 water supply schemes and all 8 sewerage projects are in progress and 4 works (3 projects of water supply and 1 project of sewerage system) have been completed. One project was dropped due to land acquisition issues.

State Water Action Plan-II: The Apex Committee, in its meeting on 17.04.2025, approved State Water Action Plan-II. This plan consists of 21 water supply and sewerage projects with a combined cost of ₹ 2,134.76 crore. This includes 14 water supply projects amounting to ₹ 1,064.94 crore and 7 sewerage projects amounting to ₹ 1,069.82 crore. The State Mission Management Unit is actively engaged in the technical appraisal and project management of these schemes to ensure the creation of robust and resilient infrastructure. Financial Outlay and Expenditure: For the financial year 2025-26, the proposed outlay for drinking water

projects was initially ₹ 200 crore, which has been revised upward to ₹ 360 crore to accelerate progress. Similarly, the proposed outlay for sewerage systems was ₹ 63.50 crore, revised to ₹ 240 crore. The cumulative expenditure incurred on these 67 ongoing projects up to 15th December, 2025 stands at ₹ 371.37 crore.

WOMEN AND CHILD DEVELOPMENT

6.67 The Department of Women and Child Development, Haryana, is implementing a range of schemes dedicated to the holistic development and empowerment of women and children. The State Government is steadfast in its commitment to advancing women's empowerment. The department's primary objective is to foster the social and economic empowerment of women through targeted policies and programmes, while simultaneously raising awareness of children's rights and facilitating their access to education, nutrition, institutional support, and other essential services. Reflecting this commitment, the department's budgetary allocation has seen a significant increase, rising from ₹ 1,113.49 crore in the financial year 2014-15 to ₹ 2,101.56 crore in 2025-26. During current financial year, a substantial expenditure of ₹ 978.93 crore had been incurred on various departmental schemes and programmes till December, 2025.

Beti Bachao Beti Padhao

6.68 The Beti Bachao Beti Padhao Programme was launched by the Honourable Prime Minister on 22nd January, 2015 in Panipat. Its core objectives are to prevent gender-biased sex-selective elimination and to ensure the survival, education, and empowerment of the girl child. The concerted efforts of the State Government have yielded encouraging results, establishing Haryana as a role model for other regions. The Sex Ratio at Birth (SRB) in the state, which stood at 833 as per the 2011 Census, has shown significant improvement, reaching 915 as of November, 2025.

Pradhan Mantri Matru Vandana Yojana

6.69 The Pradhan Mantri Matru Vandana Yojana has been implemented across all districts of Haryana since 1st January, 2017, in accordance with the provisions of the National Food Security Act, 2013. Initially, the scheme provided a benefit of ₹ 5,000, disbursed in three instalments, to eligible pregnant and lactating mothers for their first live birth. Between its inception and March, 2025, a total of 9,13,411 beneficiaries were covered under the scheme, with an expenditure of ₹ 409.86 crore transferred directly to beneficiaries' accounts via Direct Benefit Transfer. Effective from 1st April, 2022, the scheme was expanded by the Ministry of Women and Child Development, Government of India. Under the revised guidelines, women can now avail benefits for their first two living children, provided the second child is a girl. For the first child, a sum of ₹ 5,000 is provided in two instalments. For the second child, a benefit of ₹ 6,000 is provided in a single instalment after the birth, subject to the condition that the child is a girl. This enhanced structure is designed to contribute to improving the Sex Ratio at Birth and preventing female foeticide. In the period from April to December, 2025, the scheme benefited 2,30,027 women, with an expenditure of ₹ 86.51 crore disbursed directly to their bank accounts through DBT mode.

One Stop Centre Sakhi

6.70 The One Stop Centre scheme has been established to provide integrated support and assistance to women affected by violence in both private and public spaces, under a single roof. These centres facilitate immediate, emergency, and non-emergency access to a

comprehensive range of services, including medical aid, legal assistance, and psychological support and counselling. One Stop Centres have been set up in all districts of Haryana. They operate in close integration with the Women Helpline (181) to ensure cohesive support and assistance for women affected by violence. From April to December, 2025, a total of 57,615 cases were handled by One Stop Centres across the state.

Aapki Beti-Hamari Beti

6.71 The Aapki Beti Hamari Beti scheme was launched by the State Government in the year 2015 to address the problem of the declining sex ratio and to transform societal attitudes toward the girl child. Under this initiative, a sum of ₹ 21,000 is deposited into an account for the first-born girl child in SC and BPL families. Furthermore, ₹ 21,000 is also deposited upon the birth of a second girl child in all families. Upon maturity-when the girl reaches 18 years of age-this investment grows to approximately ₹ 1 lakh, which is then made available for the beneficiary's use. The Haryana Government has further extended the scheme's benefit to include the third girl child. To date, a total of 5,89,867 beneficiaries have been covered under the scheme. In the current financial year (2025-26), 57,615 beneficiaries have been enrolled up to December, 2025.

Haryana Kanya Kosh

6.72 The Haryana Kanya Kosh was established in March 2015 for the welfare and development of girls and women in the state. The fund is administered by the Women & Child Development Department. An endowment of ₹ 69.88 lakh has been deposited in the Haryana Kanya Kosh bank account. The Kosh has been officially registered under Section 12AA of the Income Tax Act as a 'Charitable Society' and has been granted exemption under Section 80G by the Income Tax Department. To date, a total of ₹ 64.27 lakh has been accrued through donations. Out of this corpus, ₹ 54.22 lakh has been utilized for its designated welfare objectives.

Sukanya Smariddhi Account

6.73 The Sukanya Samriddhi Yojana was launched on 22nd January, 2015 to address gender imbalance by fostering a positive societal mindset in favour of the girl child. Under this scheme, a dedicated savings account can be opened for a girl child from the time of her birth until she reaches the age of 10 years. As of November, 2025, a total of 9,45,537 accounts have been opened in post offices across the State.

Poshan Abhiyaan

6.74 Poshan Abhiyaan was launched on 8th March 2018. The Abhiyaan's primary focus is to improve the nutritional status of key demographic groups: adolescent girls, pregnant women, lactating mothers, and children from 0 to 6 years of age. The mission is being implemented across all districts of Haryana. To foster community engagement, Community Based Events are organized at all Anganwadi centres from April to November each year. A total of 4,15,258 CBEs were conducted from April to November, 2025. Furthermore, the Village Health, Sanitation and Nutrition Day is held regularly on the 15th of every month in a convergent effort involving the Health Department and the Gram Panchayat. From April to November, 2025, 2,07,695 VHSNDs were successfully conducted. To ensure coordinated implementation, State, District, and Block Level Convergence Committees have been constituted. These committees are responsible for formulating a comprehensive Convergence Action Plan at their respective administrative levels.

Integrated Child Protection Scheme

6.75 The Integrated Child Protection Scheme serves as a comprehensive umbrella framework encompassing various programmes for children in need of care and protection and children in conflict with the law. This scheme is being implemented in Haryana through the Haryana State Child Protection Society. At the district level, District Child Protection units under the chairmanship of the respective Deputy Commissioners, have been established. These units are tasked with the holistic responsibility of care, protection, treatment, development, and rehabilitation of children requiring state intervention. Currently, there are 62 Child Care Institutions operational across the State, managed by Government, Semi-Government, and private organisations. These childcare protection units are distributed throughout all districts, providing shelter and services to approximately 1,911 children. Furthermore, Juvenile Justice Boards and Child Welfare Committees, which are vital statutory bodies under the Juvenile Justice Act, are fully functional in every district of Haryana, ensuring the legal and social welfare framework is effectively applied.

Integrated Child Development Service Scheme

6.76 The Integrated Child Development Services Scheme is a flagship programme of the Government of India aimed at improving the holistic developmental status—encompassing health, nutrition, psychological well-being, and social development—of children in the 0-6 years age group. Its objectives include reducing child mortality, malnutrition, and school dropout rates. Currently, under the ICDS in Haryana, there are 148 sanctioned projects (127 Rural and 21 Urban projects) and 25,962 sanctioned Anganwadi Centres, which include 512 mini-AWCs. The State Government provides a Supplementary Nutrition Programme with an average nutritive value adhering to the following prescribed norms:

- Pregnant & Lactating Women: 600 calories and 22-25 grams of protein.
- Children (6 months to 1 year): 200 calories and 8-10 grams of protein.
- Children (1 year to 6 years): 400 calories and 15-20 grams of protein.

Severely Malnourished Children:

- 6 months to 1 year: 400 calories and 15-20 grams of protein.
- 1 year to 3 years: 700 calories and 25-30 grams of protein.
- 3 years to 6 years: 800 calories and 20-25 grams of protein.

To enhance the programme's impact, the SNP daily rates have been increased from ₹ 7 to ₹ 9.50 per pregnant/lactating woman, from ₹ 6 to ₹ 8 per child and from ₹ 9 to ₹12 per malnourished child. Presently, 8.60 lakh children and 2.52 lakh pregnant/lactating mothers are covered under the SNP. The following key initiatives have been undertaken to improve the nutritional quality of the supplementary nutrition:

- Double Fortified Salt is being used in all Anganwadis for food preparation.
- Fortified panjiri is being supplied in the districts of Gurugram and Nuh (Mewat) through dedicated plants in Gurugram and Gharounda (Karnal). In all other districts, it is supplied through Haryana Agro.
- Fortified wheat flour is being supplied across all districts through HAFED.
- Fortified oil is being supplied in all districts and to both panjiri plants through HAFED and Haryana Agro.

Construction of Anganwadi Centres

6.77 During the financial year 2025-26, a budget provision of ₹ 23.60 crore was allocated for the construction of Anganwadi Centres. This allocation has been released to complete the construction of centres sanctioned in previous years, as well as to undertake necessary repairs of existing Anganwadi Centres.

PANCHAYATI RAJ, RURAL AND URBAN DEVELOPMENT

Development and Panchayats Department, Haryana is primarily responsible to oversee the implementation of various development schemes of Centre and State Government in Rural areas and also to regulate and coordinate various activities of the Panchayati Raj Institutions. In Urban areas the development activities are mainly carried out by Urban Local Bodies Department through Urban Local Bodies i.e. Municipal Committees, Municipal Councils and Municipal Corporations.

15th Finance Commission Grant/Central Finance Commission (CFC)

7.2 The 15th Finance Commission (FFC)/Central Finance Commission (CFC) Grant is a centrally sponsored scheme under which funds are provided by the Central Finance Commission/Central Government to Gram Panchayats, Panchayat Samitis and Zila Parishads in the ratio of 75:15:10. The Central Finance Commission provides grants in two categories: Basic Grants (Untied Grants) and Tied Grants, in the ratio of 60:40.

- **Basic Grants:** These are untied grants that can be used by the respective Panchayati Raj Institutions for location-specific needs, excluding salary or other establishment expenditures.
- **Tied Grants:** These grants are meant for specific basic services:
 1. Sanitation and maintaining open-defecation free (ODF) status.
 2. Supply of drinking water, rain water harvesting, and water recycling.
- Local bodies are expected to earmark, as far as possible, half of the tied grants for each of these two services. However, if a local body has fully addressed the needs of one category, it can utilize the funds for the other category.

In addition, a provision for Health Sector Grants has been introduced under the 15th Finance Commission. The aim of these grants is to strengthen health infrastructure and facilities in rural areas. Previously, these grants were disbursed by the Health Department to the PRIs. However, it has now been decided that funds under the Health Sector Grant will also be disbursed by the Panchayat Department. Hence, the inclusion of provisions for the Health Sector Grant becomes essential. Budget provision and expenditure for the financial year 2025-26 is given in **Table 7.1**.

Table 7.1: Budget Provision and Expenditure for Current Financial Year i.e. 2025-26

(in Lakh)

Component	BE 2025-26	Exp. till date
Untied	40440.00	19512.90
Tied	60660.00	52218.57
Total	101100.00	71731.47

Source: 15th Finance Commission, GOI.

State Finance Commission (SFC)

7.3 As per the mandate of the 73rd Constitutional Amendment, the State Government has regularly constituted the State Finance Commission under Article 243-I, read with Section 213 of the Haryana Panchayati Raj Act, 1994, to review the financial position of the

Panchayats. The State Finance Commission also makes recommendations on the principles that should govern:

- The distribution between the State and the Panchayats of the net proceeds of taxes, duties, tolls, and fees Teviable by the State, including their allocation between Panchayats at all levels.
- The determination of the taxes, duties, tolls, and fees that may be assigned to or appropriated by the Panchayats.
- The grants-in-aid to the Panchayats from the Consolidated Fund of the State.
- Measures needed to improve the financial position of the Panchayats.

Recently, the 6th Finance Commission has been constituted for the award period 2021-22 to 2025-26. As per its recommendations (Revised Explanatory Memorandum), 80% of the funds shall be distributed/released to Gram Panchayats (GPs) based on the PPP (Parivaar Pehchaan Patra) population of the Panchayats, while 20% of the funds shall be distributed based on the area under the State Finance Commission Grant. Additionally, funds for Panchayat Samitis (PS) and Zila Parishads (ZPs) shall be released only based on the PPP (Parivaar Pehchaan Patra) population of the respective PS/ZPs. Budget provision and expenditure for the financial year 2025-26 is given in **Table 7.2**.

Table 7.2: Budget Provision and Expenditure for the Financial Year 2025-26

(in Lakh)		
Component	BE 2025-26	Exp. till date
Grant for Creation of Capital Assets Normal	162100.00	81050.00
Grant for Creation of Capital Assets SCSP	29000.00	20365.00
Total	191100.00	101415.00

Source: 6th State Finance Commission, Govt. of Haryana.

Haryana Gramin Vikas Yojana

7.4 This is a State Plan scheme which came into existence in 1970-71. It was transferred by Social Welfare Department in the year 1991-92 to Development and Panchayats Department. The aim of promoting Chaupals is to provide a common platform communities for celebrating their community functions like marriages, festivals and to discuss the issues of common importance. The development of villages like pavement of streets, drainage, community centers, cremation grounds, boundary wall and retaining of ponds, paving of Khet Rasta under CM Announcement No. 24219 under Mukhya Mantri Kisan Khet Khalihan Sadak Yojana i.e. 25 km with ILPB in every constituency of Rural areas. Development works announced under the other CM Announcements codes in the Gram Panchayats are also being executing under this scheme. Budget provision and expenditure for the financial year 2025-26 is given in **Table 7.3**.

Table 7.3: Budget Provision and Expenditure for the Financial Year 2025-26

(in Lakh)		
Component	BE 2025-26	Exp. Till date
Haryana Gramin Vikas Yojna	100000.00	46400.00
Total	100000.00	46400.00

Source: 6th State Finance Commission, Govt. of Haryana.

Stamp Duty

7.5 The State of Haryana, vide its notification dated 10th December, 2020, and other notifications issued from time to time, notified that the Gram Panchayats within the State of Haryana shall impose a duty at the rate of two percent of the amount specified on each

instrument for the transfer of property, in the form of a surcharge on the duty imposed under the Indian Stamp Act 1899, on instruments of sale, gift, mortgage, and other transfers of immovable property situated within the Sabha area. This duty is being collected by the Revenue and Disaster Management Department, and the same is being remitted in the ratio of 50:25:25 to the concerned Gram Panchayats, Panchayat Samitis, and Zila Parishads respectively. The funds received by the PRIs from the aforesaid duty may be utilized as Gram Fund, as provided under the Haryana Panchayati Raj Act, 1994.

Block Office Building Scheme (BOB)

7.6 At the State level, this scheme was initiated to provide infrastructure to government institutions in Development & Panchayats Department. Currently under this scheme, funds are being made available for the construction/renovation and repair of Village Secretariats at the village level, Block Office Buildings at the block level, District Council Buildings (Zila Parishad Buildings) at the district level and Headquarters buildings. The Chief Executive Officer, as per the requirements of his district, may forward proposals for the construction/renovation and repair of Village Secretariats, Block Offices and District Council Buildings to the Directorate for administrative approval, after obtaining approval from the competent technical officer. In the financial year 2025-26, a budget provision of ₹ 70.10 crore has been made under this scheme. So far, out of this amount, approximately ₹ 14.01 crore has already been released for ongoing works. At present, 162 works under this scheme are in progress.

Vidhayak Adarsh Nagar & Gram Yojana

7.7 The State Government implemented the Vidhayak Adarsh Gram Yojana (VAGY) with effect from 06 July, 2015. Subsequently the scheme was renamed as the Vidhayak Adarsh Nagar & Gram Yojana (VANGY). At present, under this scheme, each Assembly Constituency is being provided an amount of ₹ 2 crore per financial year to undertake development works in the selected villages and towns falling within their constituencies, as per the recommendations of the Hon'ble MLA concerned. Under the scheme, each Hon'ble MLA, after making recommendations, is provided ₹ 2 crore per financial year for carrying out development works in the selected villages and towns of their constituency. After the constitution of the 15th Vidhan Sabha, the Hon'ble Chief Minister decided to allocate ₹100 lakh (₹1.00 crore) per constituency for the financial year 2024-25 under the VANGY Scheme. Accordingly, during the financial year 2024-25, development works amounting to ₹ 7,834.85 lakh were approved under the 15th Vidhan Sabha. In addition, during the same financial year 2024-25. Development works amounting to ₹ 2,028.79 lakh were also approved under the 14th Vidhan Sabha. For the financial year 2025-26, development works amounting to ₹ 9,850 lakh approved under this scheme and expenditure is ₹ 8,977 lakh till date.

Revenue Earning Scheme (RES)

7.8 The State Government launched the Revenue Earning Scheme on 21.09.1971 with the objective of enhancing the income of Gram Panchayats by providing them interest-free loans. The scheme aims to strengthen the financial position of Gram Panchayats, enabling them to undertake income-generating activities and become self-sustaining units. Under this scheme, any Gram Panchayat may apply for an interest-free loan for undertaking special development or income-generating works, with the purpose of increasing the

Panchayat's own revenue resources. During the financial year 2025-26, an amount of ₹ 43,77,000 has been approved under the Revenue Earning Scheme (RES). During the financial year 2024-25, no loan was sanctioned to any Gram Panchayat under this scheme.

RURAL DEVELOPMENT DEPARTMENT

Mahatma Gandhi National Rural Employment Guarantee Scheme (MGNREGS)

7.9 Under the Mahatma Gandhi National Rural Employment Guarantee Scheme an amount of ₹ 385.47 crore has been spent for generating 67.76 lakh person days. The Ministry of Rural Development, Govt. of India has fixed the target to generate 150 lakh person days during the year 2025-26. An outlay of ₹ 300 crore has been proposed for the material and administrative component as Centre (75 percent) & State (25 percent) share for the Annual Plan 2026-27.

Pradhan Mantri Krishi Sinchayee Yojana (PMKSY)

7.10 Pradhan Mantri Krishi Sinchayee Yojana is being implemented in 8 districts of the state. The programme is mandated to restore the ecological balance by harnessing, conserving and developing degraded natural resources such as soil, vegetative cover and water. The outcomes are prevention of soil erosion, regeneration of natural vegetation, rain water harvesting and recharging of the ground water table. 9 Projects of Centrally Sponsored Programme (60:40) amounting to ₹ 80.59 crore having an area of 31221 hectares under New Generation Watershed Projects have been sanctioned by the Government of India during 2021-22. This scheme will be implemented in the period of next 5 years in the five districts of the state i.e. Bhiwani, Charkhi Dadri, Gurugram, Mahendragarh and Yamunanagar. Under PMKSY-WDC 1.0 Batch-VI (100 percent State funded) 13 projects amounting to ₹ 71.13 crore have also been approved during FY 2021-22 by the State Govt. and an area of 0.59 lakh hectares will be covered under Watershed Development Programme in district of Ambala, Hisar, Bhiwani, Rewari, Mahendergarh and Yamuna-Nagar of the state. An amount of ₹ 2.64 crore has been spent during 2025-26. An outlay of ₹ 29 crore has been proposed under Water Shed Development Programme for the year 2026-27.

Deen Dayal Antyodaya Yojana (NRLM)

7.11 Under Deen Dayal Antyodaya Yojana- National Rural Livelihood Mission, 4,331 new SHGs have been formed during the year 2025-26 and an amount of ₹ 66.36 crore has been given as revolving fund and community investment funds to Self Help Groups.

Deen Dayal Upadhaya-Gramin Kaushal Yojana (DDU-GKY)

7.12 The scheme of Deen Dayal Upadhaya-Gramin Kaushal Yojana (DDU-GKY) aims to provide training and placement to rural poor youth of India. The scheme works on a People Project Partnership (PPP) model and the funds are routed through the State Rural Livelihood Mission. During the year 2025-26, 4,663 beneficiaries have been trained under the scheme and an amount of ₹ 17.02 crore has been spent.

Rural Self Employment Training Institutes (RSET)

7.13 The RSETIs (Rural Self Employment Training Institutes) have been set up with a view to develop entrepreneurial skills in youth to enable them to set up their own ventures with or without the help of bank credit. At present we are having 21 RSETIs out of which 17 are set up by PNB, 3 by Canara Bank, and 1 by SBI. Dedicated institutions designed as to ensure necessary skill training and skill up gradation of the rural BPL youth to mitigate the unemployment problem. The RSETIs are expected to select at least 70 percent of the trainees

from the BPL category. This is 100 percent funded programme of MoRD. During 2025-26, 13,497 Candidates have been trained and an amount of ₹ 3.44 crore has been spent. An amount of ₹ 216.38 crore has been proposed as Centre (60 percent) & State (40 percent) share under DAY-NRLM, MKSP, SVEP & DDU-GKY and ₹ 8 crore as 100 percent Centre Share under R-SETI scheme for Annual Plan 2026-27.

Member of Parliament Local Area Development Scheme (MPLADS)

7.14 Under Member of Parliament Local Area Development Scheme (MPLADS), Govt. of India provides an amount of ₹ 5 crore per annum to each M.P. for the development works. An amount of ₹ 13.74 crore has been incurred and 267 works have been completed during the year 2025-26.

Pradhan Mantri Jan Vikas Karyakram (PMJVK)

7.15 Pradhan Mantri Jan Vikas Karyakram (PMJVK) is being implemented in 15 Blocks of 7 districts namely Sirsa (Odhan, Dabwali, Baragudha Ellenabad), Mewat (Nuh, Ferozepur Jhirka, Nagina, Punhana), Yamunanagar (Chhachhrauli), Kurukshetra (Pehowa), Kaithal (Guhla, Siwan), Fatehabad (Ratia, Jakhal) & Palwal (Hathin) with minority population of 25 percent and above. An amount of ₹ 4 crore has been utilized and 25 works have been completed. An outlay of ₹ 60 crore as Centre and State share (60:40) has been proposed for the FY 2026-27.

Pradhan Mantra Adarsh Gram Yojana (PMAGY)

7.16 The Ministry of Social Justice and Empowerment has introduced the PMAGY during the year 2014-15 in 12 villages of Faridabad & Palwal districts of the State. The main objective of the scheme is to ensure integrated development of the selected villages with more than 40 percent SC population into “model villages” as per the notification issued vide dated 15th June, 2023 by the Ministry. The Ministry is providing ₹ 20 lakh per village for the integrated development of selected villages under this scheme. From the FY 2018-19 (December, 2018), this scheme is being implemented in all the districts of the state and 690 villages have been identified by the Ministry. Out of total identified villages, the Village Development Plan of 671 villages has been prepared. 345 villages of various districts of Phase- I & II have been declared as Adarsh villages.

State Level Task Force under SBM-G

7.17 Scheme for State Level Task Force under SBM-G scheme has been constituted as per the approval of the Hon’ble Chief Minister, Haryana. It will look-after the activities of SBM-G and SBM-U both. It includes a Chairman, Vice Chairman, 4 official members and 10 non-official members. Besides it, two more academicians/professional are to be nominated separately. The expenditure of SLTF will be borne by SBM-G and SBM-U in the ratio of 50:50. A budget provision of ₹ 116.20 crore has been proposed for the year 2026-27 to implement the Swachh Bharat Mission to make it a people’s movement by involving NGOs for various works.

Swachh Bharat Mission (SBM-G)

7.18 The Government of India, Ministry of Jal Shakti has launched Swachh Bharat Mission (SBM-G) Phase-II which will be implemented from 2020-21 to 2026-27. The key objective of SBM-G Phase-II is to sustain the ODF status of villages and improve the levels of cleanliness in rural areas through solid and liquid waste management activities, making villages ODF Plus. Under the scheme, incentive up to ₹ 12,000 is permissible for eligible

households for construction of Individual Household Latrine (IHHL) while ₹ 3 lakh per Community Sanitary Complex (CSC) is permissible for construction of CSC at village level. Financial support of ₹ 60 per capita for Solid Waste Management and ₹ 280 per capita for Grey Water Management would be provided for a village having population upto 5,000 while ₹ 45 per capita for Solid Waste Management and ₹ 660 per capita for Grey Water Management would be provided for a village having population more than 5,000. For GOBAR-DHAN project, ₹ 50 lakh per district is permissible under the scheme while ₹ 16 lakh for Plastic Waste Management Unit (PWMU) is permissible (one unit in each block). For Faecal Sludge Management up to ₹ 230 per capita is permissible under the scheme. The faecal sludge of rural area is being implemented through co-treatment intervention in the existing 89 Sewage Treatment Plants (STPs) of Public Health Engineering Department. The State policy for de-sludging for single pit/septic tanks has been issued on 23.06.2023. An amount of ₹ 10.80 crore has been transferred to Public Health & Engineering Department (PHED) for construction of pre-structure of Co-treatment. Under Swachh Bharat Mission-Grameen, 14 Model GOBAR-DHAN projects in District Ambala, Bhiwani, Charkhi Dadri, Hisar, Jind, Rewari, Rohtak, Kaithal, Kurukshetra, Panipat, Mahendergarh, Panchkula, Sirsa, Yamunanagar have been completed while 4 more GOBAR-DHAN projects in district Nuh, Fatehabad, Sonapat and Karnal are in progress. Swachh Bharat Mission-Grameen is a Centrally Sponsored Scheme funded by Central and the State Govt. (60:40). During the year 2025-26, an amount of ₹ 9.55 crore has been utilized under the scheme and an amount of ₹ 100 crore has been proposed for the FY 2026-27.

Haryana Rural Development Authority (HRDA)

7.19 Haryana Rural Development Fund Administration Board was constituted under Haryana Rural Development Act, 1986. Under Section 5 (1) of the Act, a fee on ad-valorem basis on the sale proceeds of the agricultural produce bought or sold or bought for processing in the notified market area is levied at per centum rates specified by the government from time to time. During the FY 2024-25 an amount of ₹ 258 crore and ₹ 90.34 crore upto 31.10.2025 has been collected. It is also mentioned that the funds collected as HRD fee is sanctioned/released by Government for carrying out various rural development works announced under CM Announcements and on the recommendation of Local Representative of Panchayati Raj Institutions/Demand by Gram Panchayats. The HRDF Board has released an amount of ₹ 12,43.92 crore in the FY 2024-25 and ₹ 181.13 crore upto 31.10.2025 for various rural development works like Streets & Drains/Firni/Boundary Wall, Shed, Rasta of Shiv Dham, construction of Park-cum-Vyamshalas etc.

URBAN LOCAL BODIES

7.20 Urban Local Bodies are important institutions of self-governance, providing physical infrastructure and civic amenities in urban areas. Haryana's steady transformation into a predominantly urban society is now a demographic, economic, and political reality. With over 35 percent of people living in urban areas, the State is one of the most highly urbanized states in the Indian Union. As with any urbanized and industrialized economy, the urban centers are the hubs of economic activities and growth. With improved connectivity across the State, the growth pattern is of a contiguous urban growth along major corridors, resulting in the diminishing rural-urban divide. The impact of such a large-scale clustered growth along these corridors is resulting in real pressure on the urban local bodies to respond

to the challenges of urban growth and service delivery and will be a greater challenge in the years to come. The urban population has increased from 24.6 percent in 1991, 28.93 percent in the year 2001 and to 34.8 percent in the year 2011 which is more than the average national level of 31.16 percent. Urban Local Bodies Department provides basic civic amenities and services to the urban population in the entire State through Urban Local Bodies (ULBs) as per the provisions of the Municipal Corporation Act, 1994/Municipal Act, 1973. At present, there are 87 municipalities in the State comprising 11 Municipal Corporations, 23 Municipal Councils, and 53 Municipal Committees. The budget provision of the Urban Local Bodies Department has enhanced significantly from previous years, and during the current financial year 2025-26, a sum of ₹. 5,666.28 crore has been earmarked in the State budget, laying emphasis on the creation and up-gradation of Urban Infrastructure.

Swachh Bharat Mission-(Urban)

7.21 Swachh Bharat Mission-Urban: To achieve the objectives of Swachh Bharat Mission, Government of Haryana is committed to provide Quality Sanitation Services to the Community. Under Swachh Bharat Mission 66,662 (93.89 percent) Individual Household Latrines (IHHLs) have been constructed against the revised target of 71000 IHHLs. 2319 (56 percent) Community Toilet (CT) Seats have been constructed against the target of 4,081 seats. 6,871 (108 percent) Public Toilet (PT) seats have been constructed against the target of 6,313 seats.

Achievements in Swachh Survekshan 2024: Karnal has been conferred with the Presidential Award for securing 3rd rank in the population category of 50,000 to 3,00,000. Sonipat has been awarded for “Promising Swachh Shehar Award” in the category of 50,000 – 3,00,000 population. Municipal Corporation Karnal, has been awarded for “Three Star Rating for Garbage Free Cities”. Municipal Corporation Sonipat, has been awarded for “Three Star Rating for Garbage Free Cities”. Municipal Corporation Rohtak, has been awarded for “One Star Rating for Garbage Free Cities”. Municipal Corporation Panipat, has been awarded for “One Star Rating for Garbage Free Cities”. Municipal Corporation Gaur, has been awarded for “One Star Rating for Garbage Free Cities”. Municipal Corporation Samalkha, has been awarded for “One Star Rating for Garbage Free Cities”. Total 07 ULBs have been certified as ODF+, 29 ULBs have been certified as ODF++ and 13 ULBs have been certified as Water +, rest of ULBs have been certified as ODF.

Achievements in Swachh Survekshan 2023: Haryana State has secured 14th rank at National Level in the category of States having less than 100 ULBs. Rohtak has been awarded for “Clean City Award” within Haryana in the category of greater than 1 lakh population. Gohana has been awarded for “Clean City Award” within Haryana in the category of less than 1 lakh population. Municipal Corporation Sonipat has been awarded for “One Star Rating for Garbage Free Cities”. Total 39 ULBs have been certified as ODF+, 14 ULBs have been certified as ODF++ and 2 ULBs have been certified as Water +, rest of ULBs have been certified as ODF.

Solid Waste Management (SWM)

7.22 31 municipalities of the State have been divided into four clusters under Integrated Solid Waste Management approach (door-to-door collection, transportation, processing, and disposal) and work is being carried out accordingly. The Government has formed a new cluster (Ambala–Yamunanaga–Panchkula) and the tendering process for

appointment of Transaction Advisor for this cluster is in progress. For the other municipalities, model RFPs have been prepared and circulated for engagement of agencies separately for door-to-door collection, segregation, and transportation of daily generated Municipal Solid Waste (MSW) and for processing the collected MSW. Municipalities are in process of engagement of agencies according to these model RFPs.

AMRUT (Atal Mission of Rejuvenation and Urban Transformation)

7.23 The Government of India has approved State Annual Action Plan of ₹ 2,565.74 crore (in year 2015) for 18 ULBs in the state of Haryana under the Atal Mission for Rejuvenation and Urban Transformation 1.0 (AMRUT 1.0)

- The State Government has allocated additional funds of ₹ 238.57 crore under convergence head.
- Funds amounting to ₹ 2,804.31 crore have been received from the Government of India and State Government under AMRUT 1.0. 55 works related to Water Supply, Sewerage, Storm Water Drainage, Development of Parks were allotted under the AMRUT Mission, out of which 45 have been completed and the remaining 10 are in progress.
- An expenditure of ₹ 2,950 crore has been incurred on various works.

Services of Sewerage, Water Supply and Drainage in Municipal Corporations

7.24 The services of Water Supply, Sewerage and Storm Water Drainage are being looked after by Municipal Corporation, Faridabad since 1979 and by Municipal Corporation, Gurugram since 2013. During the meeting held on 22.06.2017 under the chairpersonship of Hon'ble Chief Minister, it was decided that the services of Water Supply, Sewerage and Storm Water Drainage will be transferred to remaining 08 Municipal Corporations in due course of time but before the completion of the AMRUT Project. In compliance of this decision, the services of Water Supply, Sewerage and Storm Water Drainage were taken over by MC, Sonapat and Karnal w.e.f. 16.09.2018 in first phase. MC, Panipat has taken over these services since 01.09.2022. Finance Department has accorded approval for opening of new scheme i.e., "Services of Sewerage, Water Supply and Drainage in Municipal Corporations"

During the current FY 2025-26, a provision of ₹ 145 crore has been made in the State budget. Till date, expenditure incurred under this scheme is ₹ 72.35 crore.

Smart City Mission

7.25 The Smart City Mission launched by Ministry of Urban Development (MoUD), Government of India is operational as a Centrally Sponsored Scheme (CSS) by the Government of India. The Central Government proposes to provide financial assistance of ₹ 100 crore per city per year for a period of 5 year The same amount (matching grant) by the State government is being made to Smart City in the form of State share. According to the terms of the Ministry of Urban Development, two cities namely Faridabad and Karnal are to be developed as smart cities in Haryana. Faridabad was selected on 21.05.2016 under Fast Track and Karnal was selected in the third round on 28.06.2017 as a Smart City.

Faridabad Smart City: Special Purpose Vehicle namely Faridabad Smart City Limited, incorporated on 20.09.2016 was got registered under the Companies Act, 2013. Chief Executive Officer was first appointed on 19.10.2016 and Project Management Consultant (PMC) was appointed on 19.05.2017. An amount of ₹ 980 crore consisting of ₹ 490 crore of

GoI share and ₹ 490 crore as State share has been released to Faridabad Smart City Limited. The Smart City Proposal of Faridabad Smart City Limited comprises of two components viz, Area Based Development Proposals and Pan City Proposals. There is total 48 projects under the Faridabad Smart City Limited with total cost of ₹ 930 crore.

Achievement: Out of 48 projects of the Faridabad Smart City Limited, 33 projects worth of ₹ 727.39 crore has been completed. Whereas, 10 projects worth ₹ 153.77 crore are under execution. Further, 5 projects worth ₹ 56.13 crore are being executed through other departments on Deposit's work basis.

Karnal Smart City: Special Purpose Vehicle namely Karnal Smart City Limited, incorporated on 08.12.2017 was got registered under the Companies Act, 2013. Chief Executive Officer was first appointed on 26.08.2017 and Project Management Consultant (PMC) was appointed on 01.10.2018. A total amount of ₹ 980 crore has been released to Karnal Smart City Limited out of which ₹ 490 crore has been released by the Central Government and ₹ 490 crore has been released by the State Government. The Smart City proposal of Karnal Smart City Limited consists of two components, namely Area Based Developmental Proposals and Pan City Proposals. There are a total of 122 projects under Karnal Smart City Limited with a total cost of ₹ 930 crore.

Achievement: Out of 122 projects, 83 projects worth ₹ 304.83 crore have been completed. A total of 06 projects worth ₹ 186.56 crore are under execution. Further, 30 projects worth ₹ 403.80 crore are being executed through other departments on Deposit's work basis and 03 projects of ₹ 34.81 crore are under tendering stage.

Mukhyamantri Samagra Shahari Vikas Yojana

7.26 Hon'ble CM had made an announcement during the State budget speech of FY 2021-22 for the new scheme namely Mukhyamantri Samagra Shahari Vikas Yojana. This scheme envisages to provide Water Supply, Sewage, Septage, StormWater Drainage, Green Spaces and Parks, Community Centers, Street Lights, Roads, Streets, Night Shelters, Community and Public Toilets, Solid Waste Management (SWM), Shifting of Milk Dairies (SMD), Construction of Building for Municipal Office, Construction and Management of Cattle Pond for Stray Animal and any other work assigned to ULBs by Hon 'ble CM through CM Announcement. During the current FY 2025-26, provision of ₹ 705.01 crore have been made in the State budget for providing financial assistance to ULBs for caring out development works in newly approved/regularized colonies. Out of this, an amount of ₹ 205.16 crore has been released to various municipalities for development works in the State of Haryana.

No Dues Certificate and Property Tax Management System

7.27 A portal for issuance of No Dues Certificate and receipt of property dues has been launched wherein the citizen can generate No Dues Certificate for his property. In case of any outstanding payment, the details of the payment are reflected on the portal and the citizen can make the online payment.

- The portal has been linked with WebHaLRIS to ensure that in case there are any outstanding dues against the property, the token for registration of the sale deed is not generated.
- To make search easier, a GIS interface has also been provided.

- Furthermore, in case the property is unauthorized, the system does not allow generation of token for registration of sale deed.
- System also gives provision for raising objection by citizens in case any detail regarding the property/dues/ownership is incorrect.
- The Portal was launched on 3rd August, 2020.

Divya Nagar Yojana

7.28 Hon'ble CM has announced a new scheme namely Divya Nagar Yojana during the budget speech in Haryana Vidhan Sabha on 08.03.2022 for development of the social, cultural and environmental aspects of our urban areas.

Main components of the scheme are as under

- Tourist infrastructure.
- Development of sports infrastructure.
- Development of city parks and green spaces.
- City beautification, redesign and beautification of road junction.
- Integrated control and command based infrastructure.
- Energy efficient smart street light system with CCMS.
- Development of social and cultural infrastructure such as auditorium, open air theatre.
- Technology based intervention in municipal governance including citizen facilitation.
- Release of funds: Funding shared between the State Government and the concerned municipality is given in **Table 7.4**.

Table 7.4: Shared between the State Government and the Concerned Municipality

Urban Local Bodies (ULBs)	State Share	Urban Local Bodies' Share
Corporation	50	50
Council	65	35
Committee	75	25

(% age)

Source: Urban Local Bodies Department, Haryana.

The funds shall only be released to those Municipalities (excluding Municipal Corporation, Gurugram and Faridabad) who will bear the cost of the project in the above ratio. For availing grants under this Scheme, DPRs are required to be prepared with minimum project cost given in **Table 7.5**.

Table 7.5: Minimum Project Cost under Divya Nagar Yojana

Urban Local Bodies (ULB)	Minimum Project Cost (for Individual Project)
Corporation	5 crore
Council	2 crore
Committee	1 crore

Source: Urban Local Bodies Department, Haryana.

The ULBs will be required to prepare and develop DPRs for identified infrastructure projects before availing assistance under the scheme.

Budget Provision: The allocated Budget for the financial year 2023-24 is ₹ 40 crore & 2024-25 is ₹ 150 crore and ₹ 220 crore has been sanctioned by the State Government for the financial year 2025-26.

Progress and Achievement: 39 projects amounting to ₹ 454.6 crore has been approved by the State Government under Divya Nagar Yojana. Further, about 40 projects amounting to ₹ 225.65 crore are under consideration.

Fund Allocated/Released: ₹ 149.40 crore has already been released to the concerned Municipalities till date.

Solid Waste Management Portal

7.29 This Portal for monitoring of Solid Waste activities has been made operational. The portal also provides the real time location of door to door garbage collection vehicles. The portal also shows the list of the contractors working in various municipalities and the payments made to them.

New Website of the Department

7.30 A new website for the Department has been developed with new design and features. The website is compliant with the Government of India instructions regarding “Guidelines for Indian Government Websites”.

Upgradation of Grievance Redressal System and e-Samadhan App

7.31 In addition to Swachhta-related grievances, citizens can submit grievances related to other online services like PID issues, Water and Sewerage Connection, Water Conservation, Water/Sewerage/Drainage Network related issues, Birth and Death certificate, Marriage certificate. The Mobile app– e-Samadhan has also been developed. Now citizens can submit grievance through Mobile App, Toll Free Number 1800-8900-929 or Web Portal (<https://grs.ulbharyana.gov.in/>).

Unified Interface for Online Services and Urban Connect App

7.32 Single portal with links/redirections for all online services of the Department for the citizens (<https://online.ulbharyana.gov.in/>) has been developed. This will help citizens to find out all online services of the Department on a single portal. Mobile App–Urban Connect, DULB Haryana has also been developed.

GIS based Municipal Land Management System

7.33 Portal for capturing municipal Land and Buildings has been developed. The portal is integrated with GIS to capture the exact location of assets for carrying out the spatial analysis. The proposals for land availability and its further utilization are also planned to be processed through this portal.

Central Finance Commission (CFC)

7.34 During the financial year 2024-25, a budget provision of ₹ 534 crore was made and out of which ₹ 139.36 crore have been released to Municipalities. During the current financial year 2025-26, a budget provision of ₹ 544 crore has been made and out of which ₹ 512.62 crore have been released to Municipalities till date.

State Finance Commission (SFC)

7.35 During the financial year 2024-25, a budget provision of ₹ 2,286.49 crore was made. Out of this ₹ 2,286.48 crore has been released to Municipalities. During the current financial year 2025-26, a budget provision of ₹ 3,114.28 crore has been made and out of which ₹ 1,706.43 crore has been released to Municipalities till date.

STATE URBAN DEVELOPMENT AUTHORITY

Deen Dayal Antyodaya Yojana - National Urban Livelihood Mission (DAY-NULM)

7.36 The objective of the scheme is to reduce poverty and vulnerability of the urban poor households by enabling them to access gainful self-employment and skilled wage employment opportunities, resulting in an appreciable improvement in their livelihoods on a sustainable basis, through building strong grassroots level institutions of the poor. The

mission would aim at providing shelters equipped with essential services to the urban homeless in a phased manner. In addition, the mission would also address livelihood concerns of the urban street vendors by facilitating access to suitable spaces, institutional credit, social security and skills to the urban street vendors for accessing emerging market opportunities. There is a provision of ₹ 55 crore in State Budget 2024-25 for Deendayal Antyodaya Yojana-National Urban Livelihood Mission (DAY-NULM). By utilizing ₹ 6.45 lakh, basic infrastructure arrangements were made in the existing night shelters. Interest subsidized bank loan to 1,408 individual beneficiaries and 98 Group beneficiaries had been disbursed and interest subsidy of ₹ 50.68 lakh was released through “PAiSA Portal”. 1,547 Self Help Groups (SHGs) were formed and revolving fund provided to 1180 SHGs by utilizing ₹ 131.52 lakh. Further, the Deendayal Antodaya Yojana-National Urban Livelihoods Mission (DAY-NULM) scheme is being modified by Government of India and is re-named as Deendayal Jan Aajeevika Yojana-Shehari [D-JAY(S)] which will be implemented all over the State shortly.

PM- Street Vendor’s Atma Nirbhar (PM- SVANidhi)

7.37 The Ministry of Housing & Urban Affairs (MoHUA), Govt. of India has launched a Special Micro-Credit Facility scheme namely PM-Street Vendor’s Atma Nirbhar (PM-SVANidhi) on 01.06.2020 to mitigate the adverse impact on the livelihoods of the urban street vendors during the lockdown due to COVID-19. The scheme is a Central Sector Scheme i.e. fully funded by Govt. of India. The main objective of the scheme is to facilitate working capital loan up to ₹ 10,000, ₹ 20,000 and ₹ 50,000 in first, second and third trench respectively by providing interest subsidy @7 percent p.a. The State Govt. will also provide additional interest subsidy @2 percent p.a. Town Vending Committees have been constituted in all the ULBs/Towns. Survey for identification of street vendors have been conducted in 87 ULBs wherein 1,04,680 street vendors have been identified. 87 ULBs have issued 95,404 Certificates of Vending (CoVs). Apart from CoVs, 55 ULBs have issued 27,034 SMART ID cards to street vendors. In financial year 2024-25, 33,456 loan cases have been disbursed by banks amounting to ₹ 57.81 crore. There is a provision of ₹ 2 crore in State Budget 2024-25 for PM- Street Vendor’s Atma Nirbhar (PM-SVANidhi). The State has released additional interest subsidy @2 percent of ₹ 31.46 lakh. In financial year 2025-26 (as on 31.01.2026), 32,623 loan cases have been disbursed by banks amounting to ₹ 77.35 crore. There is a provision of ₹ 2 crore in State Budget 2025-26 for PM-Street Vendor’s Atma Nirbhar (PM-SVANidhi). The State has released additional interest subsidy @2 percent of ₹ 91.37 lakh.

HOUSING BOARD

7.38 Housing Board Haryana came into existence during the year 1971 in pursuance of the Housing Board Haryana (Act No. 20 of 1971). The main objective of the Board is to construct houses for allotment to public in accordance with the guidelines issued by the State Govt. The emphasis is to construct houses for socially and economically weaker sections of the society. At the apex level, there is a Board of members appointed by the State Government. Chairman heads the Board. The Board so set up decides all the policy matters. Chief Administrator is the Chief Executive Officer of the Board.

- Since its inception in the year 1971, Board has constructed total 1,00,247 number of houses of different categories up to 31.10.2025, out of which 76,025 number of houses are for BPL/EWS/LIG category of society, 12,143 Nos. houses are for MIG c category,

4,006 number of houses for HIG category, 8,073 number of flats are for others category category-wise details of house completion as on 31.10.2025 is given in **Table 7.6.**

Table 7.6: Category-wise Details of Houses

Category	No. of Houses	% age
EWS for BPL	28117	28.05
EWS	13181	13.15
LIG	34727	34.64
MIG	12143	12.11
HIG	4006	3.99
Others	8073	8.05
Total	100247	100.00

Source: Housing Board, Haryana.

- During the year 01.04.2023 to 31.03.2024, 340 number of houses have been completed and ₹ 15.89 crore has been incurred on the construction of these houses.
- During the current financial year 01.04.2024 to 31.10.2025, 914 number of houses have been completed and ₹ 53.26 crore has been incurred on the construction of these houses.
- During the current financial year 01.04.2025 to 31.10.2025, 284 number of houses have been completed and ₹ 6.64 crore has been incurred on the construction of these houses.
- The construction of 2,400 number of houses of different categories is in progress at different stations out of which, 2,064 houses are for EWS category & BPL families and 336 for Serving and Ex-Defence and Paramilitary Personnel of Haryana.

Department of Housing for All, Haryana

Presently, the Department of Housing for All is implementing following Schemes:

Pradhan Mantri Awas Yojana-Urban (PMAY-U)

7.39 Financial Assistance is granted to Economically Weaker Section (EWS) beneficiaries for house construction under Beneficiary-Led-Construction (BLC) vertical of Pradhan Mantri Awas Yojana-Urban (PMAY-U). Under this scheme, 33,535 beneficiaries have been provided financial assistance of ₹ 689 crore for construction of their pucca house.

Pradhan Mantri Awas Yojana-Urban 2.0 (PMAY-U 2.0)

7.40 The Govt. of India has launched Pradhan Mantri AwasYojana-Urban 2.0 (PMAY-U 2.0) for providing financial assistance to EWS/LIG/MIG families for construction/purchase of pucca house w.e.f. 01.09.2024. As many as, 1,62,608 (BLC 94,464 & AHP 68,144) applicants have so far registered their housing demand through a Unified Web-Portal of Govt. of India, Ministry of Housing and Urban Affairs. The Govt. of India has approved 17,430 beneficiaries for construction of their pucca houses.

Mukhya Mantri Shehri Awas Yojana (MMSAY)

7.41 The State has launched a state sponsored new scheme namely Mukhya Mantri Shehri Awas Yojana (MMSAY) for providing one marla (30 sq. yds.) plot at a cost of

₹ 1 lakh to the needy families of urban areas having annual family income upto ₹ 1.80 lakh as verified in Parivar Pehchan Patra (PPP). A provision has also been made for providing financial assistance of ₹ 2.50 lakh to the beneficiaries of MMSAY for construct of pucca house under PMAY-U 2.0. To start with, 15,256 beneficiaries of 14 towns have been allotted one marla (30 sq. yds.) plots under the scheme. Further in 2nd phase, the process of registration was opened w.e.f. 16.04.2025 to 15.08.2025 for another 15,251 plots in 16 towns/cities, wherein 7796 applicants booked their plot by depositing a booking amount of ₹10,000. As such, further action regarding allotment of plots to eligible beneficiaries through draw of lots in these 16 towns is being taken. The Department of Housing For All has allotted 509 EWS flats to MMSAY applicants of Sonipat town through draw of lots under Policy for allotment of plots/flats earmarked for EWS in Licensed Colony, dated 23.10.2025.

Mukhya Mantri Gramin Awas Yojana-2.0 (MMGAY-2.0)

7.42 The State has also launched a State Sponsored scheme namely Mukhya Mantri Gramin Awas Yojana-2.0 (MMGAY-2.0) for providing 50 sq. yds. plots in Mahagram Panchayats and 100 sq. yds. plots in regular Gram Panchayats (GPs) to the needy families. Under 1st phase, 4,532 eligible families from 62 GPs and in 2nd phase, 8,029 applicants of 143 GPs have been have been allotted plots of 100/50 sq. yds. through draw of lots. A provision has also been made to provide financial assistance of ₹ 1.38 lakh to these beneficiaries for construction of their pucca house under PMAY-G.

Pradhan Mantri Awas Yojana-Gramin (PMAY-G)

7.43 Under Pradhan Mantri Awas Yojana-Gramin (PMAY-G), against the target of 98,726 houses, 75,572 houses have been sanctioned. 28,882 houses have been completed and 40,795 houses are under construction. An amount of ₹ 654 crore of financial assistance has been disbursed to the beneficiaries till date since 2016-17.

SOCIAL SECTOR

Human development with increased social welfare and well being of the people is the ultimate objective of development planning. In any developing and emerging economy Social Sector plays a significant role.

WELFARE OF SCHEDULED CASTES/BACKWARD CLASSES

8.2 Haryana Government is fully committed to promote the Welfare of Scheduled Castes and Backward Classes by implementing various schemes for their socio-economic & educational upliftment.

Mukhya Mantri Vivah Shagun Yojana

8.3 This scheme is being implemented to provide honour to girl child of the State. Under the Mukhya Mantri Vivah Shagun Yojana, financial assistance ranging from grant to ₹ 41,000 to ₹ 71,000 is being provided to various categories of the resident of the State.

- ₹ 51,000 for the widow/divorced/destitute/orphan of all sections of the society on their re-marriage (provided they have not availed the benefit of this scheme on the occasion of 1st marriage) and on the occasion of the marriage of their daughters whose annual income is upto ₹1.80 lakh.
- Grant of ₹ 71,000 for the marriage of the daughter of SC/Vimukt Caste/Tapriwas Caste whose annual income is upto ₹1.80 lakh.
- Grant of ₹ 51,000 for the marriage of sports women (any caste) whose annual income is upto ₹ 1.80 lakh.
- Grant of ₹ 41,000 for the General Category and ₹ 51,000 Backward Class people for the marriage of their daughters whose annual income is upto ₹ 1.80 lakh.
- Grant of ₹ 51,000 for Divyangjan if both of spouse are disabled and ₹ 51,000 for marriage of Divyangjan if one of spouse is disabled, whose annual income is upto ₹ 1.80 lakh.

During the financial year 2024-25 an amount of ₹ 24,931.24 lakh has been spent on 45,307 marriages. During the current financial year 2025-26 a provision of ₹ 18,450 lakh has been made out of this ₹ 17,517.28 lakh have been spent on 32,049 marriages upto 31.12.2025. This scheme is now in pro active mode on shaadi.haryana.gov.in portal. Now, the applicant firstly registers their marriage on this portal and then gets the benefit under this scheme.

Dr. B.R. Ambedkar Awas Navinikaran Yojana

8.4 A subsidy of ₹ 80,000 is provided to the people of all sections of society whose annual income is upto ₹ 1.80 lakh for the repair of their house under Dr. B.R. Ambedkar Awas Navinikaran Yojana. An amount of ₹ 1,509.20 lakh has been spent on 1,950 beneficiaries during the year 2024-25. A provision of ₹ 13,900 lakh has been made for the year 2025-26.

Dr. Ambedkar Medhavi Chhatra Sanshodhit Yojana

8.5 To encourage meritorious students of all sections, Scholarships ranging from ₹ 8,000 to 12,000 on the basis of prescribed percentage is provided under this scheme. An amount of ₹ 6,909.98 lakh has been spent on 86,111 students during the year 2024-25. A provision of ₹ 7,500 lakh has been made for the year 2025-26 upto 31.12.2025. Also ₹ 4,705.55 lakh has been spent on 58,533 students including pending application of previous year. As per instruction dated 20.07.2021, in addition to the students of Scheduled Castes and Backward Classes, students of other categories have also been included under this scheme to give benefits.

Mukhyamantri Samajik-Samrasta Antarjatiya Vivah Shagun Yojana

8.6 Under this Scheme marriage with a Scheduled Caste is encouraged. In all cases where a Non-Scheduled Castes person marriages with the Scheduled Castes person, an incentive of ₹ 2.50 lakh is provided to the married couple, out of which ₹ 1.25 lakh are transferred to bank account of the couple and rest of the amount of ₹ 1.25 lakh is deposited in the fixed deposit account of the couple for 3 years of lock in period. Under the scheme, an amount of ₹ 5,871 lakh has been spent on 2,350 couples during the year 2024-25. A provision of ₹ 5,000 lakh has been made for the year 2025-26, out of which ₹ 3,162.50 lakh have been spent on 1,265 couples upto 31.12.2025.

Post Matric Scholarship Scheme for Scheduled Caste Students

8.7 Scheduled caste students studying in the Post Matric Classes are awarded the scholarship under the Government of India's Post Matric Scholarship to Scheduled Castes Students. Scheme is on 60:40 (Center & State) share basis and under this scheme, academic allowance ranging from ₹ 2,500 to ₹ 13,500 per annum is paid to the students. Besides this, compulsory non-refundable fees are also reimbursed to the students, provided their annual family income should not exceed ₹ 2.50 lakh. As per Scheme guidelines, Central Share in the Scheme would be released in the bank account of the students directly by Government of India, after ensuring that State Government has released their share. An amount of ₹ 8,447.88 lakh has been spent on 68,948 students during the year 2024-25. Budget provision of ₹ 10,778.38 lakh has been made for the year 2025-26, out of this an amount of ₹ 4,747.43 lakh has been spent on 26,809 student's upto 31.12.2025.

Post Matric Scholarship Scheme for Other Backward Classes Students

8.8 Other Backward Classes students studying in the Post Matric Classes are awarded scholarship under the Government of India's Post Matric Scholarship Scheme for Other Backward Classes (Component II of PM YASASVI). Scheme is on 60:40 (Center & State) share basis. Tuition fees along with academic allowance ranging from ₹ 5,000 to 20,000 per annum is provided to the students. An amount of ₹ 344.31 lakh has been spent on 3,607 students during the year 2024-25. Budget provision of ₹ 6,500 lakh for the year 2025-26 is made, out of which an amount of ₹ 568.06 lakh has been spent on 8,286 student's upto 31.12.2025.

HARYANA SCHEDULED CASTES FINANCE AND DEVELOPMENT CORPORATION (HSCFDC)

8.9 The main objective of the Haryana Scheduled Castes Finance and Development Corporation is to undertake the tasks of socio-economic upliftment of the Scheduled Castes people in the State. Presently, the Corporation is implementing three

types of schemes, namely: Bank Tie-up Schemes, Schemes in collaboration with National Scheduled Castes Finance & Development Corporation (NSFDC) and with National Safai Karamcharis Finance and Development Corporation (NSKFDC).

8.10 As per guidelines issued by Government of Haryana, the Corporation provides loans/benefits under bank tie up and NSFDC schemes for those identified Scheduled Castes families whose annual family income is upto ₹ 3 lakh (priority will be given for ₹ 2.5 lakh) under various income generating schemes such as dairy farming, sheep rearing, animal driven carts, leather and leather goods making, kiriyana shop, atta chakki, carpentry, cyber cafe, photography and auto rickshaw etc. There is no income limit under National Safai Karamcharis Finance and Development Corporation (NSKFDC) assisted schemes, only occupation is criteria for eligibility.

Bank Tie-up Schemes

8.11 Under this scheme, the Haryana Scheduled Castes Finance and Development Corporation (HSCFDC) provides financial assistance for various banks income generating schemes costing upto ₹ 1.50 lakh. In addition to this the Corporation provides subsidy in BPL cases @50 percent of project cost or maximum ₹ 50 thousand (which ever is less).

Schemes in Collaboration with National Scheduled Castes Finance and Development Corporation (NSFDC)

8.12 The Haryana Scheduled Castes Finance and Development Corporation (HSCFDC) follows the unit cost as approved by NSFDC under various schemes. The NSFDC and HSCFDC contribute towards the scheme in the ratio approved by NSFDC. Following Schemes are being run with the help of NSFDC:

I Term Loan Scheme

- Loan amount from ₹ 1.50 lakh to ₹ 50 lakh
- Loan period 5 years

II Micro Finance Scheme

- Loan amount upto ₹ 1.40 lakh
- Loan period 3 years

III Educational Loan Scheme

- Loan amount upto ₹ 40 lakh in India and ₹ 40 lakh in abroad

In this scheme applicant will get loan upto ₹ 3 lakh on easy term and low interest rate for various income generating activities.

IV Subsidy

Under this scheme, the subsidy amount is provided up to 50% of the project cost or maximum ₹ 50 thousand (which ever is less).

Schemes in Collaboration with National Safai Karamchari Finance and Development Corporation (NSKFDC)

8.13 The corporation consider the unit cost of various schemes as approved by NSKFDC. The NSKFDC and HSCFDC contribute towards the scheme in the ratio approved by NSKFDC. The following Schemes are being run with the help of NSKFDC.

I Micro Loan Scheme

- Loan amount upto ₹ 1 lakh
- Loan period 3 years

II Mahila Samridhi Loan Schem

- Loan amount upto ₹ 1 lakh
- Loan period 3 years

III Educational Loan Scheme

- Loan amount upto ₹ 10 lakh in India and ₹ 20 lakh abroad.

IV Term Loan Scheme

- Loan amount upto ₹ 15 lakh
- Loan period 5 years

V Women Adhikarita Yojna

- Loan amount upto ₹ 2 lakh
- Loan period 5 years

VI Green Business Scheme

- Loan amount upto ₹ 30 lakh
- Loan period 5 years

In these schemes, applicants will get loan upto ₹ 3 lakh on easy terms and low interest rate for various Income Generating activities.

Subsidy

Under this scheme the Corporation (HSFDC) provides subsidy @ 50% (Maximum amount of subsidy is ₹ 50,000) of the total project cost. The subsidy is provided only to the Scheduled Castes beneficiaries having annual family income upto ₹ 3 lakh.

Achievements of the year 2025-26 (upto December, 2025)

8.14 The Corporation has assisted 1,092 beneficiaries by providing them financial assistance of ₹ 1,075.42 lakh including ₹ 354.03 lakh as subsidy for various self employment schemes during the year 2025-26. The programme/scheme-wise physical and financial achievements for the year 2023-24 to 2025-26 are given in **Table 8.1**.

Table 8.1: Scheme-wise Physical and Financial Achievements for Different Sector from year 2023-24 to 2025-26

Name of Scheme	2023-24		2024-25		2025-26 (December, 2025)	
	Physical (No. of beneficiaries)	Financial (₹ in lakh)	Physical (No. of beneficiaries)	Financial (₹ in lakh)	Physical (No. of beneficiaries)	Financial (₹ in lakh)
1. Agricultural & Allied Sector						
i) Dairy farming	919	685.02	412	333.55	198	160.15
ii) Poultry farming	-	-	-	-	-	-
iii) Sheep rearing	68	64.08	18	17.82	9	8.90
v) Piggery farming	9	10.40	4	4	8	8.00
v) Jhota/Buggi Camel/Cart M.Cart etc.	2	2	1	1	-	-
vi) Bee Keeping	-	-	-	-	-	-
2. Industrial Sector	233	84.30	57	21.95	370	317.37

3. Trade and Business Sector	964	884.34	319	256.21	-	-
4. Professional & Self Employment Sector	-	-	-	-	-	-
i) Beauty Parlour	20	14.70	17	17.50	-	-
ii) E- Rickshaw	34	50.20	12	17.50	-	-
iii) Legal Profession	1	1.30	-	-	-	-
iv) Photography	-	-	-	-	-	-
5. NSFDC assisted Schemes (LVY)	1021	925.90	-	7.70	478	548.00
6. NSKFDC assisted Schemes	43	42.10	23	23	29	33.00
Total	3314	2764.34	863	700.23	1092	1075.42

Source: Haryana Scheduled Casts Finance & Development Corporation.

HARYANA BACKWARD CLASSES AND ECONOMICALLY WEAKER SECTIONS KALYAN NIGAM

8.15 Haryana Backward Classes & Economically Weaker Sections Kalyan Nigam provides loan to the Backward Classes, Minority Communities and Persons with Disabilities for self employment in various income generating schemes, with the collaboration of National Corporations at a low rate of interest. During the financial year 2025-26 Nigam proposed to disbursed loan of ₹ 25 crore to 5,000 persons of Backward Classes, ₹ 15 crore to 3,000 persons of Minority Communities and ₹ 10 crore to 2,000 persons with Disabilities. Details of last 3 years of loan disbursed to the beneficiaries of Backward Classes, Minority Communities and Persons with Disabilities is given in **Table 8.2**.

Table 8.2: Year-wise Status of Loan Disbursement

Year	Backward Classes		Minority Communities		Persons with Disabilities		Total	
	Physical	Financial	Physical	Financial	Physical	Financial	Physical	Financial
2023-24	804	7.09	560	6.22	1033	11.32	2397	24.63
2024-25	422	4.39	277	3.26	597	6.93	1296	14.58
2025-26 (31.12.25)	736	8.06	240	2.92	473	5.59	1449	16.58
Total	1962	19.54	1077	12.40	2103	23.84	5142	65.79

Source: Haryana Backward Classes & Economically Weaker Sections Kalyan Nigam.

8.16 The Nigam has disbursed loans amounting ₹ 4.39 crore to 422 persons of Backward Classes, ₹ 3.26 crore to 277 persons of Minority Communities and ₹ 6.93 crore to 597 persons of Persons with Disabilities during current financial year 2024-25. The Nigam disbursed loans amounting ₹ 7.85 crore to 719 persons of Backward Classes, ₹ 2.92 crore to 240 persons of Minority Communities and ₹ 5.57 crore to 471 persons of persons with Disabilities during financial year 2025-26.

SOCIAL JUSTICE & EMPOWERMENT

Old Age Samman Allowance Scheme

8.17 To provide social security to old persons who are unable to sustain themselves from their own sources and are in need of financial assistance. Old Age Pension Scheme was initially started w.e.f. 01.04.1964 during joint Punjab. The rate of pension, which was ₹ 15 per month at beginning of this scheme was enhanced from time to time. The Haryana Govt. implemented this scheme w.e.f. 01.11.1966. The old age pension scheme was liberalized in 1987 w.e.f. 17.06.1987 @ ₹ 100 per month for those people who were in the age of 65 years or more.

8.18 The State Government further liberalized the scheme and introduced “Old Age Pension Scheme-1991”, now renamed as “Old Age Samman Allowance Scheme”. The scheme came into operation from 1st July, 1991. The age of eligibility was reduced from 65 years to 60 years. The aim of the scheme is to ensure benefit of old age allowance to the needy and in particular the poorer sections of the society such as Agricultural Labourers, Rural Artisans, SCs/BCs, and Small/Marginal Farmers etc. From 1991 to October, 1999 pension @ ₹100 p.m. was given which was increased to ₹ 200 w.e.f. November, 1999 and further enhanced to ₹ 300 p.m. w.e.f. November, 2004, ₹ 500-700 p.m. w.e.f. 1st March, 2009, ₹ 1,000 p.m. w.e.f. 01.01.2014, ₹ 1,200 p.m. w.e.f. 01.01.2015. The rates of Old Age Samman Allowance have been increased to ₹ 1,400 p.m. w.e.f. 01.01.2016, ₹ 1,600 w.e.f. 01.11.2016, ₹ 1,800 w.e.f. 01.11.2017, ₹ 2,000 w.e.f. 01.11.2018, ₹ 2,250 w.e.f. 01.01.2020, ₹ 2,500 w.e.f. 01.04.2021, ₹ 2,750 w.e.f. 01.04.2023 and now it has been increased to ₹ 3,000 p.m. w.e.f. 01.01.2024. An amount of ₹ 7,173.70 crore has been spent for the year 2024-25. Year-wise details of Old Age Samman Allowance Scheme is given in **Table 8.3**.

Pension to Widows and Destitute Women Scheme

8.19 The Haryana Pension to Widows and Destitute Women Scheme was introduced in the year 1980-81. The aim of the scheme is to provide social security to women who are unable to sustain themselves from their own resources and are in need of financial assistance. The rate of pension, which was ₹ 50 per month, at the beginning of the scheme, was enhanced from time to time. The rate of pension was increased to ₹ 1,000 per month w.e.f. 01.01.2014. The rate of pension was increased to ₹ 1,200 per month w.e.f. 01.01.2015. The Govt. has increased the rates under the scheme to ₹ 1,400 per month per beneficiary w.e.f. 01.01.2016, ₹ 1,600 w.e.f. 01.11.2016, ₹ 1,800 w.e.f. 01.11.2017, ₹ 2,000 w.e.f. 01.11.2018 and ₹ 2,250 w.e.f. 01.01.2020 and ₹ 2,500 w.e.f. 01.04.2021, ₹ 2,750 w.e.f. 01.04.2023 and now it has been increased to ₹ 3,000 per month w.e.f. 01.01.2024. Year-wise detail of Pension to Widows & Destitute Women Scheme is given in **Table 8.3**.

Divyang Pension Scheme

8.20 To provide social security to Disabled Persons, the scheme called Haryana Disabled Persons Pension Schemes was introduced in the year 1981-82. The aim of the scheme is to provide social security to disabled persons who are unable to sustain themselves from their own resources and are in need of financial assistance from the State. The rate of pension, which was ₹ 50 per month at the beginning of the scheme, was increased to ₹ 300 per month from 01.11.1999. The Govt. has enhanced pension to 100

percent Disabled Persons from ₹ 300 to ₹ 600 per month w.e.f. 01.01.2006 and further, it was enhanced to ₹ 500 for 60 percent divyang and ₹ 750 for 100 percent divyang. The rate of pension has been increased to ₹ 1,000 per month for all categories w.e.f. 01.01.2014 to ₹ 1,200 per month w.e.f. 01.01.2015. The Govt. has increased the rates under the scheme to ₹ 1,400 per month per beneficiary w.e.f. 01.01.2016, ₹ 1,600 w.e.f. 01.11.2016, ₹ 1,800 w.e.f. 01.11.2017, ₹ 2,000 w.e.f. 01.11.2018 and ₹ 2,250 w.e.f. 01.01.2020 and ₹ 2,500 w.e.f. 01.04.2021, ₹ 2,750 w.e.f. 01.04.2023 and now it has been increased to ₹ 3,000 per month w.e.f. 01.01.2024. Year-wise status of beneficiaries & expenditure incurred under Divyang Pension Scheme is given in **Table 8.3**.

Table 8.3: Year-wise Status of Beneficiaries & Expenditure under Various Schemes

Year	Old Age Samman Allowance Scheme		Pension to Widows & Destitute Women Scheme		Divyang Pension Scheme	
	No. of beneficiaries	Expenditure incurred	No. of beneficiaries	Expenditure incurred	No. of beneficiaries	Expenditure incurred
2021-22	1862773	5159.46	804585	2261.03	184103	520.82
2022-23	1846897	5284.33	827634	2394.51	189724	543.72
2023-24	1922847	6024.40	850627	2757.72	194261	628.15
2024-25	2129312	7173.70	876976	3231.99	204987	721.09
2025-26 (upto 31.12.2025)	2219533	6312.11	896076	2830.65	211449	617.17

Source: Social Justice and Empowerment Department, Haryana.

Ladli Social Security Allowance Scheme

8.21 The scheme is on the pattern of Old Age Allowance Scheme for the families having only girl child/children started from 1st January, 2006. Initially ₹ 300 p.m. per family was given. The enrolment of families under this scheme commences from the 45th birthday of the mother or the father i.e. for 15 years. In case of the death of either of the parent the surviving parent will get this. The Government has enhanced the rate of allowance from 300 p.m. to 500 p.m. and reduced the eligibility age from 55 years to 45 years w.e.f. 01.04.2007, to ₹ 1,000 p.m. w.e.f. 01.04.2014, to ₹ 1,200 p.m. w.e.f. 01.01.2015. The Government has increased the rates under the scheme to ₹ 1,400 p.m. per beneficiary w.e.f. 01.01.2016, ₹ 1,600 w.e.f. 01.11.2016, ₹ 1,800 w.e.f. 01.11.2017, ₹ 2,000 w.e.f. 01.11.2018, ₹ 2,250 w.e.f. 01.01.2020, ₹ 2,500 w.e.f. 01.04.2021, ₹ 2,750 w.e.f. 01.04.2023 and now it has been increased to ₹ 3,000 p.m. w.e.f. 01.01.2024. Year-wise status of beneficiaries & expenditure incurred under Ladli Social Security Allowance Scheme is given in **Table 8.4**.

Financial Assistance to Destitute Children Scheme

8.22 This is a State Scheme under which parents/guardians of the children upto the age of 21 years who are deprived due to various reasons as per scheme is being provided financial assistance. Initially financial assistance @ ₹ 200 per month per child w.e.f. 01.03.2009 subject to maximum for two children of one family as per eligibility criteria laid down in the scheme. The rate of pension under this scheme has been increased to ₹ 500 per month per child from January, 2014, ₹ 700 w.e.f. 01.11.2016, ₹ 900 w.e.f. 01.11.2017, ₹ 1,100 w.e.f. 01.11.2018, ₹ 1,350 w.e.f. 01.01.2020 and ₹ 1,600 w.e.f. 01.04.2021, ₹ 1,850 w.e.f. 01.04.2023 and now it has been increased to ₹ 2,100 per month

w.e.f. 01.01.2024. Year-wise status of beneficiaries & expenditure incurred under Financial Assistance to Destitute Children Scheme is given in **Table 8.4**.

Table 8.4: Year-wise Status of Beneficiaries & Expenditure under various Scheme
(₹ in Crore)

Year	Ladli Social Security Allowance Scheme		Financial Assistance to Destitute Children Scheme	
	No. of beneficiaries	Expenditure incurred	No. of beneficiaries	Expenditure incurred
2021-22	33787	92.84	163210	448.35
2022-23	37121	100.70	169618	476.67
2023-24	36906	118.56	163813	574.13
2024-25	40858	139.36	170442	669.02
2025-26 (upto 31.12.2025)	43483	125.21	173056	570.58

Source: Social Justice and Empowerment Department, Haryana.

Financial Assistance to Kashmiri Migrant Families Scheme

8.23 The Kashmiri families which have migrated from Jammu & Kashmir to Haryana and are living in various parts of State are being given Financial Assistance @ ₹ 1,500 per month per member of the family subject to maximum of ₹ 7,500 per family. The scheme is being implemented w.e.f. 01.04.2006. An amount of ₹1 lakh was allocated, out of which ₹ 0.72 lakh has been spent for the year 2024-25. An amount of ₹1 lakh was allocated, out of which ₹ 0.60 lakh has been spent for the year 2025-26 (upto 31.12.2025).

Allowance to Eunuchs

8.24 Eunuchs, who are living in various parts of the State, should not be less than 18 years and provide certificate from the Civil Surgeon in support of being an Eunuch. The scheme is implemented w.e.f. 01.06.2006 and allowance was initially given ₹ 300 per month. The rate of allowance was ₹ 1,400 per month per beneficiary w.e.f. 01.01.2016, ₹ 1,600 w.e.f. 01.11.2016, ₹ 1,800 w.e.f. 01.11.2017, ₹ 2,000 w.e.f. 01.11.2018, ₹ 2,250 w.e.f. 01.01.2020, ₹ 2,500 per month w.e.f. 28.04.2021, ₹ 2,750 w.e.f. 01.04.2023 and now it has been increased to ₹ 3,000 per month w.e.f. 01.01.2024. An amount of ₹ 20 lakh was allocated, out of which ₹ 15.87 lakh has been spent for the year 2024-25. An amount of ₹ 20 lakh was allocated, out of which ₹ 14.58 lakh has been spent for the year 2025-26 (upto 31.12.2025).

Allowances to Dwarfs

8.25 Dwarfs person who are living in various parts of the State are being given allowance. A male person to 3 feet 8 inches or less height and a female with 3 feet 3 inches or less height (equivalent to 60% handicapped) is entitled to monthly pension. The scheme is implemented w.e.f. 01.06.2006 and initially the allowance was given ₹ 300 per month. The rate of allowance is ₹ 1,400 per month per beneficiary w.e.f. 01.01.2016, ₹ 1,600 w.e.f. 01.11.2016, ₹ 1,800 w.e.f. 01.11.2017, ₹ 2,000 w.e.f. 01.11.2018 and ₹ 2,250 w.e.f. 01.01.2020, ₹ 2,500 w.e.f. 01.04.2021, ₹ 2,750 w.e.f. 01.04.2023 and now it has been increased to ₹ 3,000 per month w.e.f. 01.01.2024.

Financial Assistance to Non-School Going Disabled Children

8.26 The scheme was started since 2008-09. Under this scheme financial assistance is provided to mentally retarded and multiple disabled children who are in the age group of 0-18 years and not able to attend formal education, training etc. due to their disability. They are totally depending on their parents and relatives and need constant supervision

and care of their families. Financial Assistance shall be admissible under the scheme @ ₹ 2,400 per month w.e.f. January, 2024 to every such disabled child in the family of the applicant. An amount of ₹ 27 crore was allocated, out of which ₹ 25.63 crore has been spent for the year 2024-25. An amount of ₹ 30 crore was allocated, out of which ₹ 20.84 crore has been spent for the year 2025-26 (upto 31.12.2025).

Financial Assistance to Widower and Uumarried Persons

8.27 A Scheme namely “Financial Assistance to Widower and Unmarried Persons” has been implemented by Social Justice & Empowerment Department, Haryana w.e.f. 19th July, 2023. The rate of pension under this scheme is ₹ 3,000 per month. The aim of the scheme is to provide Social Security to Widower and Unmarried Persons who are unable to sustain themselves from their own sources and are in need of financial assistance from the State. The budget and expenditure of this scheme is dedicted under the scheme of widows and Destitute Women Scheme.

Financial Assistance for Stage III & IV Cancer Patients

8.28 This scheme shall be applicable for all age groups, stage III & IV cancer patients throughout the State of Haryana. To provide monthly Financial Assistance/ Pension to Stage III & IV Cancer patients of Haryana a scheme will be implemented. The financial Assistance provided under this scheme will be in addition to the benefit being availed under any other Social Security Pension scheme by the applicant. The scheme is implemented w.e.f. 08.12.2023 and allowance was initially given ₹ 3,000 per month. An amount of ₹ 2.5 crore was allocated, out of which ₹ 1.97 crore has been spent for the year 2024-25. An amount of ₹ 18.30 crore was allocated, out of which ₹ 14.98 crore has been spent for the year 2025-26 (upto 31.12.2025).

Financial Assistance to Persons Suffering From Rare Diseases

8.29 This scheme shall be applicable for all the persons of Haryana domicile, who are suffering from Rare Diseases, and whose family income is less then ₹ 3 lakh. The financial assistance provided under this scheme will be in addition to the benefit being availed under any other Social Security Pension scheme by the applicant. The scheme is implemented w.e.f. 12.12.2023 and allowance was initially given ₹ 3,000 per month.

National Family Benefit Scheme

8.30 This is a centrally sponsored scheme. Under the scheme, an lumpsum amount of ₹ 20,000 is given as compensation if the death of a “Primary Breadwinner” (male or female) of only BPL families has occurred while he or she is in the age group of 18 to 59 years i.e. more than 18 years of age and less than 60 years of age. Under this scheme only BPL families are being covered. An amount of ₹ 1,069.65 lakh has been disbursed to 5,192 beneficiaries during the financial year 2024-25. An amount of ₹ 835.79 lakh has been disbursed to 4,057 beneficiares during the financial year 2025-26 (upto 31.12.2025).

Financial Assistance to Acid Attack Victims

8.31 A Scheme namely financial assistance to Women and Girls Acid Attack Victims has been implemented by Social Justice and Empowerment Department, Haryana on 26th February, 2019 for empowering the women and girls who’s faced disfigurement of any part of body due to acid attack. Any Women and Girls victims residing in the Haryana State is eligible for financial benefits in this scheme. An amount of ₹ 20 lakh was allocated, out of which ₹ 18.54 lakh has been spent for the year 2024-25. An amount of

₹ 20.00 lakh allocated out of which ₹ 15.45 lakh has been spent for the year 2025-26 (upto 31.12.2025).

Deen Dayal Lado Lakshmi Yojana (DDLLY)

8.32 On the birthday of Pt. Deen Dayal Upadhyaya on dated 25.09.2025 the State Govt. has launched a new scheme titled “Deen Dayal Lado Lakshmi Yojana (DDLLY)” with the objective of promoting women’s empowerment, strengthening their financial self reliance and providing social security. This scheme aims to encourage the overall welfare and social participation of women and represents a unique and forward looking initiative in the direction of women empowerment. Under the scheme, every eligible woman is provided with financial assistance of ₹ 2,100 per month. In the 1st month of scheme the entire amount of ₹ 2,100 is directly transferred to the beneficiary’s saving bank account. From the 2nd month onwards, the monthly assistance is provided in parts: ₹1,100 is directly credited to the beneficiary’s saving account, while the remaining ₹ 1,000 is deposited by the Govt. in a recurring deposit (RD) or fixed deposit (FD) account. The amount deposited under the RD along with applicable interest is paid to the concerned beneficiary upon maturity. The tenure of the RD is determined by the Govt. and shall not exceed 5 years from the date of implementation of the revised scheme. The Govt. has made the Recurring Deposit (RD) amounting to ₹ 110.80 crore and an amount ₹ 313.60 crore is disbursed in the beneficiaries’ saving accounts.

The objective of this scheme is not limited to providing immediate financial support, but also to ensuring long-term financial security for women. It is a matter of satisfaction that an amount of ₹181 crore has been released to 8,63,918 beneficiaries. This scheme will play a significant role in enhancing economic stability, dignity and self confidence in the lives of women in the State.

WELFARE OF DEFENCE PERSONNEL

8.33 It is a matter of pride that every 10th soldier in the country belongs to Haryana State. The State Govt. is committed for the welfare of Defence Personnel, Ex-Defence Personnel and their families in recognition to the services and supreme sacrifices made by them. The State Govt. is providing One Time Cash Award to Gallantry Award Winners. The amount of Cash Awards being paid to Gallantry Award Winners (War Time and Peace Time) is given in **Table 8.5**.

8.34 The State Govt. is also providing the Annuity to Gallantry Award Winners prior to 05.10.2007. The amount of Annuity being paid to Gallantry Award Winners is w.e.f. 19.02.2014 given in **Table 8.6**.

Table 8.5: One Time Cash Award to Gallantry Award Winners

(in ₹)

Sr. No.	WAR TIME GALLANTRY AWARD	One Time Cash Award
1	Paramvir Chakra	2,00,00,000
2	Mahavir Chakra	1,00,00,000
3	Vir Chakra	50,00,000
4	Sena /Nao/Vayu Sena Medal (Gallantry)	21,00,000
5	Mention-in-Despatches (Gallantry)	10,00,000
	PEACE TIME GALLANTRY AWARD	
1	Ashok Chakra	1,00,00,000
2	Kirti Chakra	51,00,000
3	Shaurya Chakra	31,00,000
4	Sena /Nao/Vayu Sena Medal (Gallantry)	10,00,000
5	Mention-in-Despatches (Gallantry)	7,50,000

Source: Sainik and Ardh Sainik Welfare Department, Haryana.

Table 8.6 (a): Annuity to Gallantry Award Winners

Sr. No.	Gallantry Award	Annuity (in ₹)
1	Paramvir Chakra	3,00,000
2	Ashok Chakra	2,50,000
3	Mahavir Chakra	2,25,000
4	Kirti Chakra	1,75,000
5	Vir Chakra	1,25,000
6	Shaurya Chakra	1,00,000
7	Sena /Nao/Vayu Sena Medal (Gallantry)	50,000
8	Mention-in-Despatches (Gallantry)	30,000

Source: Sainik and Ardh Sainik Welfare Department, Haryana.

Table 8.6 (b): Annuity to Yudh Seva Medal Awardees on or after 19.02.2014

Sr. No.	Yudh Seva Medal	Annuity (in ₹)
1	Sarvottam Yudh Seva Medal	4600
2	Uttam Yudh Seva Medal	4200
3	Yudh Seva Medal	3800

Source: Sainik and Ardh Sainik Welfare Department, Haryana.

8.35 The State Govt. is also providing various types of financial assistance to all Defence Forces personnel. The amount of financial assistance being paid is given in **Table 8.7**.

8.36 One Time Cash Award to all Defence Force Personnel of Youdh Seva Medal/ Distinguished Service awardees is also paid by State Govt. and is given in **Table 8.8**.

8.37 The State Govt. is providing incentives to Sena Medal, Distinguished Service/ Devotion to duty awardees of the Defence Forces Personnel is given in **Table 8.9**.

8.38 The State Govt. provides Monetary Allowance/Pension to the Pre-independence Gallantry Award Winners and their Widows w.e.f. 19.02.2014 is given in **Table 8.10**.

8.39 The State Govt. is providing One Time Cash Award to Gallantry Award Winners to Para Military Forces and Police Personnel. The amount of Cash Awards being paid to Gallantry Award Winners w.e.f. 19.02.2014 is given in **Table 8.11**.

Table 8.7: Financial Assistance to Defence Forces Personnel's

Sr. No.	Type of Defence Forces Personnel	Amount (in ₹)
1	F.A. to widows of ESM and ESM of above 60 yrs age (Annual increase of ₹ 400 per year/every year) and FA to WW II veterans and their Widows	6600 10000
2	F.A. to Para/Tetra Hemi Plegic ESM (Annual increase of ₹ 400 per year/in the month of November)	6600
3	F.A. to Orphan Children of ESM (Annual increase of ₹ 400 per year/ in the month of November)	6600
4	F.A. to Disabled ESM (Annual increase of ₹ 400 per year/ in the month of November)	6600
5	F.A. to Blind ESM (Annual increase of ₹ 400 per year/ in the month of November)	6600
6	Grant-in-Aid to RIMC and F.A. to cadets/Gentlemen Cadets for undertaking the training successfully at NDA/OTS/IMA Naval and Air Force Academy and any other Defence Academy of National Status	50000 100000
7	F.A. to war widows of Defence Forces Personnel's in addition to Family Pension already getting from GOI (Annual increase of ₹ 400 per year/ in the month of November)	6600

Source: Sainik and Ardh Sainik Welfare Department, Haryana.

Table 8.8: Financial Assistance to All Defence Forces Personnel's

Sr. No.	Name of Award	One Time Cash Award (in ₹)
1	Sarvotam Yudh Seva Medal	7,00,000
2	Uttam Yudh Seva Medal	4,00,000
3	Yudh Seva Medal	2,00,000
4	Param Vishist Seva Medal	6,50,000
5	Ati Vishist Seva Medal	3,25,000
6	Vishist Seva Medal	1,25,000

Source: Sainik and Ardh Sainik Welfare Department, Haryana.

Table 8.9: Incentives to Sena Medal Awardees of the Defence Forces

Sr. No.	Name of Award	One Time Cash Award	Annuity (in ₹)
1	Sena Medal for Distinguished Service/Devotion to duty who got the award on or after 31.03.2008 and before 19.02.2014	34,000	3,500
2	Sena Medal for Distinguished Service/Devotion to duty who got the award on or after 19.02.2014	1,75,000	-

Source: Sainik and Ardh Sainik Welfare Department, Haryana.

Table 8.10: Monetary Allowance/Pension to the Pre-Independence Gallantry Award Winners and their Widows

Sr. No.	Name of Award	Amount (in ₹)
1	Victoria Cross	15,000
2	Military Cross	10,000
3	Military Medal	5,000
4	Indian Order of Merit	3,000
5	Indian Distinguished Service Medal	2,000
6	Mention-in-Despatches (only Pre-Independence Gallantry Awardees)	2,000

Source: Sainik and Ardh Sainik Welfare Department, Haryana.

Table 8.11: One Time Cash Award to Gallantry Award Winners to Para Military Forces and Police Personnel

Sr. No.	Gallantry Award	One Time Cash Award (in ₹)
1	Ashok Chakra	17,00,000
2	Kriti Chakra	10,00,000
3	Shaurya Chakra	7,00,000
4	Sena Medal (Gallantry)	3,50,000
5	Police Medal (Gallantry)	1,50,000

Source: Sainik and Ardh Sainik Welfare Department, Haryana.

8.40 The State Govt. is providing Govt. service of Class-II, Class-III and IV category to any one dependent of the Martyrs of Defence Forces Personnel on ex-gratia basis. In addition, the State Govt. is also providing the Ex-gratia Grant to the martyrs.

8.41 The grant of ex-gratia is admissible under the policy/instructions shall be given in all cases of Battle Casualty, as declared by the Defence Authorities, irrespective of any operation or any specified area of operation as notified by GoI, which occurred on or after 24.03.2016. The amount of ex-gratia grant is ₹ 1 crore (enhanced from 50 lakh to 1 crore) and in case of disability, the amount is ₹ 35 lakh, ₹ 25 lakh and ₹ 15 lakh depending upon the percentage of disability due to War, Militant, I.E.D., Blast Battle Casualties in operational area or specific area of operation as notified by Govt. of India. This amount will be in addition to the financial assistance given by the GoI.

8.42 The State Govt. is also providing the Ex-gratia grant to the member of Central Para Military Forces (CPFM) who dies in harness or are disabled in the performance of their bonafide official duties while serving in operational area in war or under terrorist/militant attack. The amount of Ex-gratia is ₹ 1 crore (enhanced from 50 lakh to 1 crore) and in case of disability, the amount of ₹ 15 lakh to ₹ 35 lakh depending upon the percentage of disability during Natural Calamities, Elections, Rescue Operations, Internal Security Duty etc.

8.43 A total number of 418 jobs have been given to Next of Kin of Martyr of Armed Forces/CAPF Personnel on compassionate ground since October, 2014.

- Opening of Sainik School at Mattanhail Distt. Jhajjar is under process.
- The guidelines of Ministry of Defence have been adopted and retirement age of all officers of this department has been increased from 58 year to 60 years.
- Staying facilities in Sainik Rest Houses is also provided to the Serving/Ex-Central Armed Police Force Personnel.

- Provision of Budget of ₹ 14,048.12 crore for the year 2025-26 has been made by the Finance Department Haryana for the Sainik & Ardh Sainik Welfare Department, Haryana.

EMPLOYMENT

8.44 The Directorate of Employment helps unemployed youth in getting jobs by registering them with Employment Exchanges. It also provides vocational guidance through career talks. Job fairs are organized to bring employers and job-seekers together on one platform, especially for opportunities in Private Sector. Un-employment Allowance Schemes are being implemented for educated youth registered with the Employment Exchanges.

Educated Youth Allowance and Honorarium Scheme

8.45 The Govt. of Haryana recognizes the importance of providing dignity to youth by engaging them in gainful and constructive work. Accordingly, “Educated Youth Allowance and Honorarium Scheme-2016” popularly known as Saksham Yuva Scheme was launched on 1st November, 2016 on the occasion of Haryana Swarna Jyanti. Under this scheme, unemployment allowance and honorarium are provided to eligible youth of Haryana in lieu of 100 hours of honorary work. Initially, the scheme covered post graduate youth. Later, it was extended to include registered science, engineering, (and equivalent), commerce and arts graduate. The 10+2 pass applicants have also been included under the scheme from August, 2019. Financial assistance under the scheme, ₹ 3,500, ₹ 2,000 and ₹ 1,200 are given as unemployment allowance to post graduates, graduates and 10+2 pass applicants, respectively and ₹ 6,000 for honorary assignment to eligible registered Post-Graduate, Graduate and 10+2 pass applicants. In Financial year 2024-25, ₹ 293.13 crore have been disbursed as unemployment allowance to 2,20,568 eligible applicants and ₹ 4.39 crore have been disbursed as honorarium to 919 applicants who have done honorary work. During the same period, a total 2610 Saksham Yuva have got placement in different sectors. In the current Financial Year 2025-26, ₹ 238.57 crore have been disbursed as unemployment allowance to 200704 eligible applicants and ₹ 0.73 crore have been disbursed as honorarium to 646 applicants who have done honorary work till 31st December, 2025. During the same period, a total 695 Saksham Yuva have got placement in different sectors.

Number of Job Seekers

8.46 A total 3,99,396 Job Seekers were registered on departmental portal www.hrex.gov.in as on 31.12.2025.

Job Fairs/Placement Drives

8.47 The Directorate of Employment targeted to conduct 200 job fairs during the financial year 2024-25 to provide to employment opportunities to youth in the private sector. During the year, 461 Job Fairs/Placement Drives were organized and 4,232 candidates have been linked with employment opportunities in the Private Sector. In the financial year 2025-26. A total number of 4,796 candidates have been linked with employment opportunities in the Private Sector through 367 Job fairs/placement drives upto 31.12.2025.

Un-employment Allowance Scheme

8.48 The department implements the Un-employment Allowance Scheme for 10+2 and above applicants who are not covered under Saksham Yuva Scheme. In financial year 2024-25, an amount of ₹ 7.22 crore was disbursed as un-employment allowance to 5,838 applicants. In financial year 2025-26 (upto 31.12.2025), an amount of ₹ 5.01 crore was disbursed as un-employment allowance to 5,447 applicants.

Vocational Guidance

8.49 Under this programme, in financial year 2024-25 Vocational Guidance was provided to 75,965 candidates through 1,605 Career talks and Financial Year 2025-26 (up to 31.12.2025), Vocational Guidance has been provided to 61,818 candidates through 1,285 Career talks. The total budget of the department for the financial year 2025-26 is ₹ 452.41 crore.

LABOUR WELFARE

8.50 The main functions of the Labour Department, Haryana is to maintain Industrial Peace and Harmony in the State and to ensure Safety, Health and Welfare of the workers.

Minimum Wages

8.51 The Department is fully committed to protect wage rights of workers. The minimum wages are fixed or revised from time to time. The minimum wages of the unskilled workers in the State were ₹ 7,600 per month on 01.01.2015. At present, category-wise minimum wages as on 01.07.2025 with respect to Unskilled, Semi Skilled (A), Semi Skilled (B), Skilled (A), Skilled (B) and Highly Skilled are ₹ 11,274.60, ₹ 11,838.29, ₹ 12,430.18, ₹ 13,051.71, ₹ 13,704.31 and ₹ 14,389.52 per month, respectively.

Punjab Shops and Commercial Establishment Act, 1958 and Factories Act, 1948

8.52 The department has simplified the conditions for employment of women workers during the night shift under the Factories Act, 1948 & Punjab Shops and Commercial Establishment Act, 1958. The exemption for employment of women in night shift has been made automatic on the basis of self-certification. The State of Haryana has amended the Punjab Factories Rules, 1952. Women are now allowed to work under various hazardous manufacturing process under Rule 112. However, lactating mothers and pregnant women are prohibited from employment in hazardous process.

Promotion of Gender Inclusivity

8.53 In compliance with the Ministry of Labour & Employment's mandate on Labour Reforms to promote gender inclusivity and equal opportunities for women, the employment for female contract workers during night shifts in Factories and in Shops & Commercial Establishments is permitted under the Contract Labour (Regulation & Abolition) Act, 1970.

On-Line Auto Renewal of Certificates

8.54 In compliance with the Labour Reforms of the Ministry of Labour & Employment's, the Haryana Government has introduced an online auto-renewal system for the Certificate of Registration under the Motor Transport Workers Act, 1961.

Amendments in the Haryana Shops and Commercial Establishments Act, 1958

8.55 The State of Haryana has brought an ordinance under the Haryana Shops and Commercial Establishment Act, 1958. The major highlights are as under:

- a) Increase in the applicability threshold from 0 to 20 workers.
- b) Extension of daily working hours from 9 to 10 hours.
- c) Provision for a 30-minute break after every 6 hours of work.
- d) Enhancement of overtime limits from 50 to 156 hours per quarter.
- e) Issuance of Appointment Letter to all employees.
- f) Issuance of ID Card to all workers including contractual workers.

Budget under Non-Recurring Schemes

8.56 The current Non-Recurring sanctioned budget for the year 2025-26 is ₹ 957.00 lakh, out of which ₹ 153.04 lakh (16 percent) has been occurred till October, 2025.

Haryana Labour Welfare Board

8.57 Haryana Labour Welfare Board is implementing 21 welfare schemes and 04 activities/awards for the welfare of industrial and commercial workers, aimed at supporting the social and educational upliftment of workers and their families. The detail list of these schemes are as under:

List of Welfare Schemes:

Sr. No.	Name of the Scheme	Sr. No.	Name of the Scheme
1	Financial assistance to Bicycle	12	Financial assistance to Dental Care
2	Financial assistance to Sewing Machine	13	Financial assistance to Artificial Limbs
3	Financial assistance L.T.C.	14	Financial assistance to Hearing Aids
4	Financial assistance to Uniform/Books	15	Financial assistance to Try Cycle
5	Financial assistance Scholarship Yojna	16	Financial assistance to Cremation
6	Financial assistance to Sports for Worker's Children	17	Financial assistance to Mental Disorder
7	Financial assistance to Cultural for Worker's Children	18	Financial assistance to Widow
8	Financial assistance to Spectacle	19	Financial assistance to Mukhya Mantri Sharmik Social Security
9	Financial assistance to Kanyadaan	20	Shagun Yojna
10	Financial assistance to Maternity	21	Coaching fees for U.P.S.C & H.P.S.C Programmes
11	Financial assistance to workers in accident		

List of Activities/Awards:

Sr. No.	Name of the Activity/Award
1	Sports Celebration
2	Financial assistance to Mukhya Mantri Sharam Purskar Yojna
3	Financial assistance to Welfare Centre
4	Sharmik Kalyan Puruskar

8.58 A sum of ₹13,527.04 lakh have been spent on the welfare of 1,81,620 workers, eligible under the above mentioned schemes during the period, commencing from 01.04.2025 to 31.10.2025. The funds have been disbursed through Direct Benefit Transfer (DBT), directly into the accounts of the beneficiaries, and the details of the same are available on the official website of the department at hrylabour.gov.in. In addition to above, an amount of ₹ 370.61 lakh has also been spent under Haryana Silicosis Rehabilitation Policy during the period commencing from 01.04.2025 to 31.10.2025.

Building and Other Construction Workers Welfare Board

8.59 The Haryana Building and Other Construction Workers Welfare Board was established under Section 18 of the Building and Other Construction Workers Act, 1996 and came into existence w.e.f. 02.11.2006. The main objective of the Board is to provide welfare facilities to the construction workers including:

- (i) Immediate financial assistance in case of accident,
- (ii) Educational assistance for children of registered workers,
- (iii) Financial assistance in case of death of a construction worker,
- (iv) Health facilities, old-age pension, marriage assistance and other welfare measures.

At present, 22 welfare schemes are being implemented by the Board.

8.60 During F.Y. 2025-26 (upto 31st December, 2025), an amount of ₹ 560.72 crore was collected as Cess. Out of this ₹ 136.34 crore has been spent on the welfare of registered construction workers and 1,30,826 benefits have been delivered. During this period 43,903 construction workers were registered on-line and data of 2,213 workers was shifted from offline to online mode.

SPORTS

8.61 The main vision of the Sports Department, Haryana is “Sports for All”. The basic objectives of the department are (i) to develop the sports infrastructure (ii) impart training to players (iii) to identify and develop the talented sportspersons from an early age, (iv) to create employment opportunities for sportspersons. A budget provision of ₹ 589.69 crore has been made for Sports Department, Haryana during the year 2025-26. The details of the activities/achievemnets being carried out by the department given as below:

PARA OLYMPICS GAMES-2024, PARIS

8.62 Total 23 players from the Haryana participated in Para Olympic Games-2024 and won 5 Gold (Individual) and 3 Silver (Individual) Medals. The details of Cash Award is as under in **Table 8.13**.

Table 8.13: The Details of Medals Won by the Players

Sportspersons	Game	Event	Medal	Cash Award
Sumit Antil	Para-Athletics	Men's (Javelin Throw F-64)	Gold	60000000
Navdeep		Men's (Javelin Throw F-41)	Gold	60000000
Dharmbir		Men's (Club Throw F-51)	Gold	60000000
Harevinder Singh	Para-Archery	Men's (Individual Recurve Open)	Gold	60000000
Nitesh Kumar	Para-Badminton	Men's (Single SL-3)	Gold	60000000
Yogesh Kathuniya	Para- Athletics	Men's (Discus Throw F-56)	Silver	40000000
Pranav Soorma		Men's (Club Throw F-51)	Silver	40000000
Manish Narwal	Para-Shooting	Men's P1-M10 Meter Air Pista SH-1	Silver	40000000
Participations 15 Players only	@15 Lakh each player			22500000
		Grant total		442500000

Source: Director, Sports Department, Haryana.

PARA ASIAN GAMES-2022, HANGZHO, CHINA

8.63 Total 84 players from the Haryana participated in Para Asian Games -2022 and the players of the State won 6 Gold, 9 Silver and won 18 Bronze Medals. During the year 2024-25, 18 Bronze Medalists were given Cash Awards. Remaining 6 Gold, 9 Silver medal winner and 3 participated have been awarded Cash Award given during the year 2025-26 as under in **Table 8.14**.

Table 8.14: The details of the Medals won by the Players

NAME	GAME	EVENT	MEDAL	AMOUNT
PARNAV SURMA	PARA ATHLETICS	MEN'S (CLUB THROW F-51)	GOLD	30000000
RAMNA SHARMA	PARA ATHLETICS	MEN'S 1500 M-T38	GOLD	30000000
SUMIT	PARA ATHLETICS	MEN'S JAVELIN THROW F-64	GOLD	30000000
HONEY	PARA ATHLETICS	MEN'S JAVELIN THROW F37/38	GOLD	30000000
TARUN DHILLON	PARA BADMINTON	MEN'S DOUBLES SL3 SL4	GOLD	30000000
NITESH KUMAR	PARA BADMINTON	MEN'S SINGLES SL3	GOLD	30000000
		MEN'S DOUBLES SL3	SILVER	15000000
SARITA ADANA	PARA ARCHERY	WOMEN'S COMPOUND TEAM	SILVER	15000000
POOJA	PARA ATHLETICS	WOMEN'S DISCUS THROW F-54	SILVER	15000000
DHARAMBIR	PARA ATHLETICS	MEN'S CLUB THROW F-51	SILVER	15000000
RINKU	PARA ATHLETICS	MEN'S JAVELIN THROW F-46	SILVER	15000000
PARMOD	PARA ATHLETICS	MEN'S 1500 M-T46	SILVER	15000000
YOGESH KATHUNIYA	PARA ATHLETICS	MEN'S DISCUS THROW F-54/55/56	SILVER	15000000
RAMPAL	PARA ATHLETICS	MEN'S HIGH JUMP T-47	SILVER	15000000

MONU GHANGHAS	PARA ATHLETICS	MEN'S DISCUS THROW F11	SILVER	1500000
ANJU BALA	PARA LAWNBALL	WOMEN'S SINGLES B-6	ONLY PARTICIPATION	750000
JAIDEEP	PARA CANOEING	MEN VL3	ONLY PARTICIPATION	750000
JASBIR	PARA ATHLETICS	MEN'S 400M T-47	ONLY PARTICIPATION	750000
Total				317250000

Source: Director, Sports Department, Haryana.

Apart from this, under a special Cabinet decision of the Haryana Government, Smt. Vinesh Phogat, Wrestling Player has been given a Cash Award of ₹ 4 crore, equivalent to the silver medal in the Olympics Games-2024.

Cash Award to Medal Winners

8.64 The players of Haryana have brought laurels to the country by excelling in sports at the National/International level. During the financial year 2025-26, cash awards of ₹ 88.64 crore were distributed among approximately 142 players (included Para-Olympic Game-2024 and Para Asian Games-2022 Medalist and outstanding coaches of State) on the basis of their achievements in various sports events. The details of the cash awards is as under in **Table 8.15**.

Table 8.15: The details of the Cash Awards

Name of Tournaments	Number of Players	(₹ in Lakh)
		Cash Award Amount
Paralympics Games -2024(PARIS)	23	4425.00
Para Asian Games -2022 (HANGZHO,CHINA)	17	3172.00
Asian Games- 2022, (HANGZHO,CHINA)	10	210.00
Olympics-2024 Smt. Vinesh Phogat, Wrestling Player (₹ 15 lakh has been given last year on the basis of participation)	01	385.00
Km. Shefali Verma, Cricket Player, Winner of Women Cricket World Cup	01	150.00
Cash Award for the Year 2021-22 (National/International) and other	59	165.65
Coach Award	31	356.00
Total	142	8863.65

Source: Director, Sports Department, Haryana.

8.65 On the basis of sports achievement, the scholarship of ₹ 11.52 crore to 2,539 players of general category for the financial year 2025-26 were distributed. During the financial year 2025-26 the scholarship of ₹14.73 crore has been distributed to 4,775 SC Category Players on the basis of sports achievements was distributed. Honorarium of ₹ 4.59 crore were distributed to Arjuna awardees, Bhim Awardees, Dhyan Chand Awardees, Dronacharya Awardees, Major Dhyan Chand Khel Ratan Awardees & Tenzing Norgay Awardees (total 302) from the month of October, 2024 to September, 2025.

JOBS TO OUTSTANDING SPORTSPERSONS

8.66 Under "Recruitment Policy" 2013 & 2014 and "Haryana Talented Players (Recruitment and Services Conditions) Rules-2018 and "Haryana Outstanding Sportspersons" (Group A,B & C) Service Rules 2021, total 231 players have been offered the jobs in Sports Department, Haryana for the posts of Deputy Director Sports (OSP), Coaches and Junior Coaches (OSP) by the Sports Department, Haryana.

8.67 (i) KHELO INDIA WINTER GAMES-2025: 5th Edition, Khelo India Winter Games-2025 were organized from 23.01.2025 to 27.01.2025 in Leh Laddakh, in which 47 players of Haryana State were participated and got 02 Bronze medals. Apart from this, the second phase of the 5th Khelo India Winter Games-2025 was organized in Jammu-Kashmir (Gulmarg) from 9th March, 2025 to 12th March, 2025.

(ii) KHELO INDIA PARA GAMES-2025: 2nd Khelo India Para Games-2025 was organized in New Delhi from 20.03.2025 to 27.03.2025, in which 174 players from Haryana State were participated and secured first position by winning 34 Gold, 39 Silver and 31 Bronze medals.

(iii) 7TH EDITION KHELO INDIA YOUTH GAMES-2025: 7TH Khelo India Youth Games-2025 has been organized in the State of Bihar from 04.05.2025 to 15.05.2025, in which 387 players from Haryana State were participated and secured second position by winning a total 117 medals including 39 Gold, 27 Silver and 51 Bronze medals.

(iv) KHELO INDIA BEACH GAMES-2025: 1st Khelo India Beach Games-2025 has been organized in the Union Territory of Diu from 19.05.2025 to 24.05.2025, in which 33 players from Haryana State were participated and secured fourth position by winning a total 09 medals including 5 Gold, 1 Silver and 3 Bronze medals.

(v) 1st KHELO INDIA WATER FESTIVAL-2025: 1st Khelo India Water Festival-2025 has been held in Dal Lake, Srinagar (J&K) from 21st to 23rd August, 2025, in which 37 players from Haryana participated and performed commendably in various water sports disciplines such as canoeing, kayaking and rowing sports.

8.68 SPORTS EQUIPMENT PROVISION SCHEME: During the financial year 2025-26, the sanction of ₹ 3.87 crore has been issued to various districts for purchase of Sports Equipments under the Sports Equipment Provision Scheme.

Sports Infrastructure

8.69 During the year 2025-26, sanctions of ₹ 41.67 crore issued on account of construction of Sports Stadiums/Projects. During the year 2025-26, sanctions of ₹ 20.78 crore issued on account of maintenance of Rajiv Gandhi Khel Parisars, Stadiums etc. An amount of ₹ 1.94 crore has been issued for energy charges of Rajiv Gandhi Khel Parisar & various Sports Stadium in districts.

Sports Nurseries

8.70 To provide the benefit to budding sportspersons of the State, Department of Sports was started 1,500 sports nurseries across the State, whose number has been increased to 2000 by the government. Under these Sports Nurseries, each sportsperson of age group 8-14 and 15-19 is being given the monthly scholarship amount of ₹ 1,500 and ₹ 2,000 respectively. The coach of private nursery is provided a monthly honorarium of ₹ 20,000 or ₹ 25,000 based on his/her qualification. For providing scholarships to the players of these Sports Nurseries, a sanction of ₹ 4.36 crore was issued for the period from April, 2024 to June, 2024 in the financial year 2024-25 and the sanction of ₹ 34.54 crore for the month of July, 2024 to January, 2025 and the sanction of ₹ 2.82 crore for the month of April, 2025 has been issued in the financial year 2025-26. Due to which a total sanction of ₹ 41.72 crore has been issued so far.

8.71 Sanction of ₹ 9.39 crore was issued in the financial year 2024-25 for the Coaches of government/private educational institutions and private sports institutions and sports

nurseries run by Gram Panchayats for the period from June, 2024 to October, 2024 and in the financial year 2025-26, the sanction of ₹ 5.70 crore for the period from November, 2024 to January, 2025 and the sanction of ₹ 7.94 crore for the period from April, 2025 to August, 2025 have been issued. Accordingly, the sanction of ₹ 23.03 crore have been issued for providing honorarium till now.

SPORTS ACADEMIES

8.72 To promote sportspersons, the department is running 20 Residential Sports Academies against 25 Residential Sports Academies of various disciplines. All trainees of these academies was being given the daily diet @ ₹ 400 per day per player, which has been increased to ₹ 500 per day per player by the government. For which, the sanction of ₹ 2.38 crore was issued to all trainees as their diet money for the month of September, 2024 to February, 2025 and the sanction of Rs.1.33 crore for the period from March, 2025 to May, 2025 and sanction of ₹ 1.04 crore for providing the diet money for the period from July, 2025 to August, 2025 have been issued in the financial year 2025-2026, accordingly, a total sanction of ₹ 4.75 crore has been issued so far.

8.73 SPORTS COMPETITION

- A Kabbadi Mahakhumbh competition was organized in the village of Badagarh, district Ambala in the month of January, 2025. For the successful organization of this competition, an amount of ₹ 32.41 lakh was spent on prize for the players, accommodation, refreshment and other miscellaneous expenses in the financial year 2025-26.
- During the year 2025-26, District level Akhara Kumar/Kesri competition has been organized from 02.06.2025 to 04.06.2025 in each districts. For the successful organization of this competition, an amount of ₹ 44.94 lakh was spent on prize for the players, accommodation, refreshment and other miscellaneous expenses.
- The Yoga District Level competition has been organized from 02.06.2025 to 04.06.2025 in district Panchkula. Approximately ₹ 22 lakh was spent on providing food, accommodation, track suits to 1,188 players and prizes to the winning players.
- During the year 2025-26, State Level Akhara Competition, Kumar/Kesari Dargal was organized in District Panchkula from 20.06.2025 to 23.06.2025, approximately ₹ 94 lakh was spent on sports kits, prize money, food arrangements, accommodation for players and other miscellaneous expenses on the participating players.
- In the year 2025-26, a State level boxing competition was organized in Panchkula district from 27.06.2025 to 29.06.2025. For the successful organization of this competition, an amount of ₹ 6.54 lakh was spent on prizes, accommodation of players and other miscellaneous items.
- In the year 2025-26, Khel Mahakumbh was successfully organized from 02.08.2025 to 04.08.2025 and from 24.09.2025 to 26.09.2025 in various districts of the state. The games were inaugurated by the Honorable Chief Minister in Panchkula district, in which 20 games were successfully organized in Panchkula, Faridabad, Rohtak, Jind, Palwal, Ambala, Sonapat, Panipat, Gurugram and Kurukshetra districts, a total of 15,410 players participated in the Khel Mahakumbh 2025, participation/merit sports certificates were made available to the players participating in these games

and approximately sanction of ₹ 3.47 crore was issued for sports kits, prize money, food arrangements and other miscellaneous expenses for the participating players.

- State level championship was organized in district Ambala and Panchkula from 11.11.2025 to 13.11.2025, which was inaugurated by the Honorable Chief Minister in village Badagarh, District Ambala, in which total games namely Athletics, Handball, Volleyball, Swimming, Badminton and Basketball were successfully organized. Approximately 4,300 players participated. A total sanction of ₹ 1.11 crore was issued for this competition.

TOURISM

8.74 Haryana Tourism has acquired a prominent place on the tourist map of the country for its outstanding contribution in the promotion of tourism. The main activity of the Tourism Department is to develop tourist infrastructure, policy, regulation and promote tourism in the State. Haryana Tourism has set up the Haryana Tourism Corporation to promote and operate the Tourism activities in the State. Haryana Tourism Corporation is running 42 Tourist Complexes across the State with a total availability of 842 AC rooms, 8 dormitories and 56 conference halls/multipurpose halls/banquet halls/conventional halls etc. HTC also runs 42 restaurants, 5 fast food centres (3 on lease and 2 with HTC), 31 bars and also operates 15 petrol pumps in the Tourist Complexes. A total budget outlay ₹ 207.10 crore has been earmarked by the Govt. for the current financial year 2025-26.

The Tourism Department is currently working on the following for the development, promotion and regulation of Tourism in the State.

Surajkund International Craft Mela

8.75 The 38th Surajkund International Craft Mela was successfully held from 7th to 23rd February, 2025, featuring BIMSTEC as the Partner Organization and Odisha and Madhya Pradesh as Theme States. The event attracted over 600 participants from 44 countries, including Egypt, Ethiopia, Syria, Afghanistan, Belarus, and BIMSTEC member Nations. The collaboration with the Delhi Metro Rail Corporation (DMRC) for ticketing and parking and the North-Eastern Handicrafts & Handlooms Development Corporation (NEHDC) as the cultural partner contributed to the success of the event, with a significant increase in profits and footfall.

Development of Water and Adventure Sports Activities in Hathnikund Barrage at Yamunanagar, Tikkar Taal at Morni and Hot Air Ballooning in Pinjore

8.76 Haryana's strategic proximity to the National Capital Region (NCR), the state is poised to become a premier destination for adventure sports. Tikkar Taal (Pinjore), Tilyar Lake Rohtak and Hathnikund Barrage as Adventure Sports Hubs, offering a variety of activities such as water sports, boating, banana boat, jet skiing and camping. These initiatives are not only enhancing the visitor experience but also contributing to the State's tourism economy.

Development of Mahendergarh- Madhogarh-Rewari Circuit and Monuments in NCR Region as Tourist Sites

8.77 The Haryana Government had sent two proposals to the tune of ₹ 210 crore and received special assistance to the tune of ₹ 77.64 crore in the 1st phase from the National Capital Region Planning Board (NCRPB) under Special Assistance to States for Capital Investment (SASCI). From which NCRPB has allotted ₹ 49.81 crore in the

1st phase for development of Tourism of Narnaul and ₹ 27.83 crore as 1st phase of special assistance for the infrastructure development of heritage sites in the NCR Region, including Faridabad, Gurugram, Jhajjar, Karnal, Mewat, Panipat, Palwal, Rewari, Rohtak, Sonapat, Bhiwani and Jind. Haryana Tourism Corporation (HTC) in collaboration with National Highway Logistic Management Limited (NHLML), has initiated the Integrated Development of Ropeway and Allied Infrastructure at Dhosi Hills, Mahendergarh under the Hybrid Annuity Model (HAM) with an estimated project cost of ₹ 40 crore. The land acquisition process for the project is completed.

Home Stay Scheme

8.78 In this scheme homeowners can now offer rooms/ accommodations to tourists and guests on a commercial basis. 9 home stays have been registered under this scheme. In the year 2021, it was mandatory to provide the property ID during registration process. To ease the registration process, the department amended the scheme and published it on 16.08.2024 to removing the compulsory requirement of property ID and the concerned ADC of the district has been given the authority for the registration.

Farm Tourism Scheme

8.79 35 farm tourism destinations have been registered with Haryana Tourism. To ease the registration process, the department amended the scheme and published it on 16.08.2024 and the ADCs of the concerned districts have been authorized for the registration.

Development of Mahabharata Theme Park and Light & Sound Show at Virat Swaroop, Jyotisar, Kurukshetra

8.80 The Government has developed the Mahabharata Anubhav Kendra at Jyotisar, Kurukshetra, at a total project cost of ₹ 205.58 crore. The park aims to bring the epic story of the Mahabharata. The theme park will offer a unique cultural experience and boost tourism in the region. Additionally, a light & sound show at Virat Swaroop, Jyotisar, has been developed with a project cost of ₹ 13.63 crore, featuring State-of-the-art sound and lighting systems. This show provides an immersive experience to visitors and complements the cultural narrative of the Mahabharata Theme Park. These projects collectively enhance the spiritual and historical significance of Jyotisar.

Mango Mela and Diwali Mela

8.81 Mango Mela is organized every year in the month of July. This year it was organized on 4th to 6th July, 2025 which is an annual event held every July, on a larger scale, enhancing its reach and appeal to a broader audience this year. Haryana Tourism Department has also organized 2nd Diwali Mela at Surajkund Faridabad w.e.f. (02.10.2025 to 07.10.2025).

Digital Transformation of Haryana Tourism

8.82 For enhancing Online Presence and Bookings, in January, 2025, Haryana Tourism's new official website (haryanatourism.gov.in) is live and fully operational, featuring an integrated Booking Engine that has started generating online hotel reservations. Haryana Tourism Corporation (HTC) properties are now listed on leading OTAs such as Goibibo, Makemytrip, Agoda, and Expedia, with plans to sign up with Ease My Trip and Cleartrip this financial year. These initiatives are expected to enhance the

digital reach and boost online visibility for Haryana Tourism, driving visitor engagement and increasing the bookings.

ENVIRONMENT & CLIMATE CHANGE DEPARTMENT

8.83 Environment & Climate Change Department is committed to sustainable economic development. All necessary steps are being taken for protecting and preserving the environment & climate change. Simultaneously, conscious efforts are being made to create awareness amongst the public regarding the importance of preserving Environment & Climate Change. The Environment & Climate Change Department is vigorously implementing various enactments to tackle the Environment pollution problems viz the Water (Prevention & Control of Pollution) Act, 1974, Air (Prevention & Control of Pollution) Act, 1981 and Environment Protection Act, 1986. Besides, the implementation of the acts, various rules and notifications have been issued for regulating/pollution caused by Bio-Medical Waste, Hazardous Waste, Solid Waste, use of Plastic etc. and are being effectively implemented in the State. The implementing agency is Haryana State Pollution Control Board and Environment & Climate Change.

Referral Laboratory

8.84 Referral Laboratory was established under Water (prevention & Control of Pollution) Act, 1974, Air (Prevention & Control of Pollution) Act, 1981 to analyze the legal samples received by Govt. analyst. All the legal samples received under Water (Prevention and Control) Act, 1974 have been analyzed as per the provisions. There is no pendency of samples in the Referral Laboratory.

Setting up of Swarn Jayanti Environment Training Institute

8.85 The State Govt. has one of the prestigious projects namely Swarna Jayanti Environment Training Institute at IMT Manesar, Gurugram (construction underway) to promote environmental sensitivity and knowledge in all sections of the society including industrial units as Air, Water, Hazardous & Solid Waste Pollution being created by the industrial units.

Environmental Training, Education and Awareness Programme

8.86 The Environment & Climate Change Department is making sincere efforts to create awareness about the Hazards of Environmental Pollution by organizing seminars, workshops and conducting the training on various environmental issues.

State Environment Impact Assessment Authority (SEIAA)

8.87 The State Environment Impact Assessment Authority has been reconstituted for 3 years vide Govt. of India notification dated 24.12.2025 to grant Environment Clearances to category 'B' projects under EIA, notification, 2006. This authority was constituted for imposing certain restrictions and prohibitions on new projects/activities on the expansion/modernization of existing projects or activities based on their potential environmental impacts. The mandate of the authority is to grant and monitor status of environmental clearance under different categories ranging from construction to mining & industrial activities etc. Details of Environment Clearance granted to projects are given in **Table 8.16**.

Table 8.16: Details of Project Clearance

Financial Year	Project Received	EC Granted	Scrutiny Fee Received (in lakhs)
2024-25	240	232	458.50
2025-26 (up to 31.10.2025)	0	0	0

Source: Directorate, Environment, Haryana.

Climate Change Cell

8.88 As per guidelines of National Action Plan on Climate Change (NAPCC), State Action Plan of Climate Change has been prepared after consultation with various Government Departments by Environment & Climate Change Department being Nodal Agency. The SAPCC has already been approved by the State Steering Committee.

Revision of State Action Plan on Climate Change (SAPCC)

8.89 The Revised State Action Plan on Climate Change (SAPCC-2) has been approved by the State Level Steering Committee under the chairmanship of Chief Secretary to Government of Haryana on 09.12.2022. After this, Ministry of Environment, Forest & Climate Change, Government of India has approved the same on 23.03.2023.

State Level Consultation: Agri-Jal Samvad: Enabling Ground Level Climate Action

8.90 On 30.07.2025, a State Level Consultation (workshop) was organized by the Department in collaboration with GIZ on the subject “Agri-Jal Samvad: Enabling Ground Level Climate Action”. In this workshop, various stakeholders throughout the states were invited. During the workshop, consultation was held on issues like need to localize climate action, impacts of climate change on the local communities, necessity to explore pathways for effective localization of SAPCC by the Government and to develop partnerships with local level institutions for local climate action at large scale.

State Wetland Authority

8.91 It was constituted under the guidelines of Wetlands (Conservation & Management) Rules, 2017 issued by Ministry of Environment, Forests and Climate Change, GoI to identify the Wetlands in the State and steps shall be taken for their conservation and management.

- Two Wetlands namely Sultanpur National Park, Gurugram and Bhindawas Wildlife Sanctuary, Jhajjar have been notified as the Ramsar sites (Wetlands of International Importance) of the Haryana State. The integrated Management Plan of these two Ramsar Sites is being prepared through Forest Department being the custodian of these sites.

Setting up of Eco-Clubs

8.92 The State Govt. has established 5,250 Eco-Clubs schools and 100 Eco-Clubs colleges in 22 Districts of the State. These Eco-Clubs are doing various activities throughout the State like plantation, creating awareness about environmental upgradation among the general people etc. Initiative will be taken to raise the number of Eco Clubs in the State. Workshops to aware Master’s Trainers on various environment issues shall be organized shortly.

Appellate Authority

8.93 The Appellate Authority has been constituted under the provision of Water (Prevention & Control of Pollution), Act, 1974 and Air (Prevention & Control of Pollution) Act, 1981. Under Section 31 of the Air (Prevention & Control of Pollution) Act, 1981 and under section 28 of Water (Prevention & Control of Pollution) Act, 1974 provision for preferred appeal is provided to any person aggrieved by an order made by the Haryana State Pollution Control Board under Section 25, section 26 or section 27 may, within thirty days from the date on which the order is communicated to him.

Darshan Lal Jain State Paryavaran Conservation Puraskar

8.94 The Govt. has announced the 'Prof. Darshan Lal Jain State Paryavaran Conservation Puraskar' for excellence in efforts towards Environment Conservation and Promotion in the areas of Pollution Control (Water and Air), Conservation of Natural Resources, Management of different types of wastes, creation of Awareness among General public on the environmental issues and related subjects. The eligible domain for participation in this award will be Organizations/Institutions, Government Departments, Individuals, NGO's, Schools, Colleges, Private Entities, who have done exemplary works in conservation of Environment. Two awards of ₹ 3 lakh for 1st prize and ₹ 1 lakh for 2nd prize will be given to the identified winners every year by the State. Only five nominations have been received till date. Three members Selection Committee has been constituted to review the nominations of the applications on the basis of the documents submitted in favours of the claim for award.

CO-OPERATION

8.95 The Govt. has allocated an outlay of ₹ 1,25,497.00 lakh for the financial year 2025-26, out of which ₹ 90,906.00 lakh is for Plan Schemes (Non-recurring) i.e., State Schemes (₹ 90,688.60 lakh), CSS (₹ 217.40 lakh and for ₹ 34,591.00 lakh) Non-Plan/Recurring Scheme. In total 34 schemes are being implemented by the Co-operation Department, out of which 27 are State Schemes and 07 Centre Sponsored Schemes (i.e. 03 are sharing basis and 04 schemes are fully centrally sponsored schemes). An amount of ₹ 77,343.62 lakh has been incurred during the financial year 2024-25, out of which ₹ 45,075.83 lakh under Plan Schemes (Non-Recurring) and ₹ 31,958.06 lakh under Non-Plan Schemes (Recurring) has been incurred. Year-wise details of budget allocated and expenditure incurred are given in **Table 8.17**.

Table 8.17: Year-wise Details of Budget Allocated and Expenditure Incurred

Year	(₹ in Lakh)			
	Budget Allocated under State Schemes	Budget Allocated under NCDC Sponsored Schemes	Total Budget Allocated	Expenditure Incurred
2020-21	99857.05	265.00	100122.05	93761.58
2021-22	204029.22	2593.47	206622.69	128003.09
2022-23	169248.01	3521.93	172769.94	139758.72
2023-24	155035.80	4964.00	159999.00	99389.31
2024-25	144742.05	373.20	145115.25	77343.62

Source: Registrar, Cooperative Society Department, Haryana.

8.96 The State Govt. has enhanced the sugarcane price to ₹ 415 and ₹ 408 per qtl. for Early and Mid-late varieties, respectively. All the Cooperative Sugar Mills of the State

purchased 303.81 lakh qtls. of cane valuing of ₹ 1,210.80 crore during the season 2024-25 and entire cane payment has been paid to the cane growers by the Coop. Sugar Mills after taking financial assistance of ₹ 305 crore in the form of unsecured loan from the State Govt. In addition, the State Govt. has granted ₹ 36.97 crore to the Cooperative Sugar Mills as subsidy. As on 31.10.2025, an amount of ₹ 4,938.31 crore is payable to State Govt. against loans granted to Cooperative Sugar Mills to clear cane arrears from the year 2007-08.

National Award

8.97 At National level, the Coop. Sugar Mill Karnal won 1st prize for technical efficiency during the year 2022-23 and 2023-24.

Implementation of Online Tokan System of Sugarcane

8.98 To ensure regular supply of sugarcane as per crushing requirement of the mills & to save time of farmers in suppling sugarcane to the mills (by about 10-12 hours per trolley), “Online Token System” has been implemented successfully in all the Coop. Sugar Mills from the crushing season 2023-24.

Cane Development Plan

8.99 For the crop season 2025-26 an amount of ₹ 48.68 crore has been approved for the cane development programme, out of which ₹ 7.16 crore is to be borne by Coop. Sugar Mills as subsidy and the remaining ₹ 41.52 crore is to be made available to the farmers as interest free loan for arranging various inputs, i.e., seed, fertilizers and pesticides etc.

Expansion & Modernization

8.100 The proposal for setting up of 90 KLPD Ethanol Plant (60 KLPD B-heavy Molasses based and 30 KLPD Grain/Molasses based) at Panipat Sugar Mills has been approved by the Govt. The estimated cost of this project is ₹ 150.64 crore.

Mukhya Mantri Dugdh Utpadak Protsahan Yojana (MMDUPY)

8.101 During the year 2025-26 (till December, 2025), the average procurement of milk per day was 417.59 TLPD and the average procurement rate per litter of milk was ₹ 46.38 (till December, 2025) (Fat 5.55 percent and SNF 8.54 percent). Under “Mukhya Mantri Dugdh Utpadak Protsahan Yojana” Milk producer Coop. milk societies were given subsidy at the rate of ₹ 5 per liter during April to September and ₹ 3 per liter during October, in addition to the existing rate for cow and buffalo milk. To encourage Antyodaya Families, an incentive of ₹10 per liter of milk was granted for complete year. During the financial year 2024-25 for (April, 2024 to March, 2025), an incentive amount of ₹ 6,874.92 lakh has been deposited into the Bank account of milk producers. The State Govt. has made a provision of ₹ 135 crore for the financial year 2025-26. Claims for incentives for the months from April, 2025 to December, 2025 have been sent to the State Government. Out of which 3233.85 lakh have been received during the year 2024-25 and 21 bulk milk coolers (BMCs) with 1,000 liter capacity, 27 bulk milk coolers with 2,000 liter capacity and 1 bulk milk cooler with 10,000 liter capacity have been installed. The work of chilling center has been completed at Salempur Distt., Bhiwani.

Primary Cooperative Labour & Construction Societies

8.102 The Primary Cooperative Labour & Construction Societies have executed the work of approx. ₹ 596.96 crore during the period 01.04.2025 to 30.09.2025 for improving condition of the people of State/Members of Labour and Construction Societies. All works

(Skilled/Unskilled) costing upto ₹ 1 lakh each shall be reserved for Cooperative Labour and Construction Societies. The works of upto ₹ 7 crore for sanitation in Govt. Hospital and in Urban Local Bodies shall be reserved for Coop. Labour & Construction Societies consisting of all SC members and women members. In case, Cooperative Labour and Construction Societies fail to tender, open tenders may be invited from both the Services Providers and Cooperative Labour & Construction Societies.

Annexure 1.1: Annual Index of Industrial Production

(Base Year 2011-12=100)

Industry Group Code	Group Description	Weight	Index		
			2021-22	2022-23	2023-24
10	Manufacture of Food Products	83.50	36.1	83.5	35.3
11	Manufacture of Beverages	12.57	28.4	82.1	34.2
12	Manufacture of Tobacco Products	0.75	178.5	800.4	97.3
13	Manufacture of Textiles	40.43	117.2	151.7	167.3
14	Manufacture of Wearing Apparel	49.68	103.9	60.6	89.9
15	Manufacture of Leather and Related Products	27.44	127.2	148.2	104.6
16	Manufacture of Wood & Products of Wood & Cork, except Furniture; Manufacture of Articles of Straw & Articles of Straw & Plaiting Materials	3.09	339.5	524.1	568.5
17	Manufacture of Paper & Paper Products	9.27	89.7	153.3	61.7
18	Printing and Reproduction of Recorded Media	4.16	200.5	212.1	258.9
19	Manufacture of Crude and Refined Petroleum Products	0.41	79.8	240.1	410.0
20	Manufacture of Chemical and Chemical Products	23.19	106.4	612.9	426.9
21	Manufacture of Pharmaceuticals, Medicinal Chemical and Botanical Products	13.35	77.8	110.6	83.6
22	Manufacture of Rubber and Non-Metallic Products	22.53	38.9	55.1	102.7
23	Manufacture of other Non-Metallic Products	18.73	91.5	151.2	86.9
24	Manufacture of Basic Metals	48.60	131.3	190.3	302.5
25	Manufacture of Fabricated Metal Products, Except Machinery and Equipment	32.54	118.2	111.9	98.7
26	Manufacture of Computer, Electronic and Optical Products	11.16	90.9	105.9	107.9
27	Manufacture of Electrical Equipment	58.22	187.6	247.3	285.7
28	Manufacture of Machinery Equipment n.e.c.	106.63	391.8	198.8	176.5
29	Manufacture of Motor Vehicles, Trailers and Semi-Trailers	230.72	225.9	199.5	306.0
30	Manufacture of Other Transport Equipment	121.25	76.5	227.4	126.0
31	Manufacture of Furniture	0.41	0.2	1.7	1.7
32	Other Manufacturing	9.21	1186.0	309.7	1095.4
	Manufacturing	927.83	174.6	185.1	201.1
	Electricity	72.17	99.6	133.7	117.3
	General Index	1000	169.2	181.4	195.1

Source: - Department of Economic & Statistical Affairs, Haryana.

Annexure 1.2: Growth of Industry Product Groups

(Base year 2011-12=100)

Industry Group Code	Group Description	Weight	Index		
			2021-22	2022-23	2023-24
	Manufacturing Sector	927.83	10.4	6.0	8.7
Industrial Groups with growth rates above 10% during 2022-23					
32	Other Manufacturing	9.21	38.0	-73.9	253.7
22	Manufacture of Rubber and Plastic Products	22.53	4.0	41.6	86.5
19	Manufacture of Crude and Refined Petroleum Products	0.41	-23.9	200.8	70.8
24	Manufacture of Basic Metals	48.60	26.0	44.9	59.0
29	Manufacture of Motor Vehicles, Trailers and Semi- Trailers	230.72	29.6	-11.7	53.4
14	Manufacture of Wearing Apparel	49.68	-54.7	-41.6	48.3
18	Printing and Reproduction of Recorded Media	4.16	25.7	5.8	22.1
27	Manufacture of Electrical Equipment	58.22	-25.3	31.8	15.5
13	Manufacture of Textiles	40.43	-17.9	29.5	10.3
Industrial Groups with growth rates between 5% to 10% during 2022-23					
16	Manufacture of Wood & Products of Wood & Cork, Except Furniture; Manufacture of Articles of Straw & Articles of Straw & Plaiting Materials	3.09	35.9	54.4	8.5
Industrial Groups with growth rates below 5% during 2022-23					
26	Manufacture of Computer, Electronic and Optical Products	11.16	-64.4	16.5	1.9
31	Manufacture of Furniture	0.41	-99.6	949.1	0.0
Industrial Groups with negative growth rates during 2022-23					
12	Manufacture of Tobacco Products	0.75	-20.7	348.3	-87.8
17	Manufacture of Paper & Paper Products	9.27	15.3	70.8	-59.8
11	Manufacture of Beverages	12.57	-63.5	188.9	-58.4
10	Manufacture of Food Products	83.50	-30.7	131.4	-57.7
30	Manufacture of Other Transport Equipment	121.25	-36.1	197.3	-44.6
23	Manufacture of Other Non-Metallic Products	18.73	-35.8	65.3	-42.6
20	Manufacture of Chemical and Chemical Products	23.19	24.4	476.0	-30.3
15	Manufacture of Leather and Related Products	27.44	19.5	16.5	-29.4
21	Manufacture of Pharmaceuticals, Medicinal Chemical and Botanical Products	13.35	100.5	42.2	-24.4
25	Manufacture of Fabricated Metal Products, Except Machinery and Equipment	32.54	-2.6	-5.3	-11.8
28	Manufacture of Machinery Equipment n.e.c.	106.63	75.8	-49.3	-11.2

Source: - Department of Economic & Statistical Affairs, Haryana.

Annexure 2.1- Receipts of Haryana Government

(₹ in Crore)

Items	2022-23	2023-24 (A)	2024-25 (RE)	2025-26 (BE)
1 Revenue Receipts (A+B)	89194.67	101314.76	112624.39	127906.82
A) State's Own Sources (a+b)	71703.41	80614.04	90715.69	102567.96
a) State's Own Tax Revenue (i to ix)	62960.80	72511.06	81944.08	92233.71
i) Land Revenue	22.43	22.40	28.00	35.00
ii) State Excise	9673.37	11326.48	12650.00	14063.91
iii) Sales Tax	11262.05	11330.56	11800.00	12750.00
iv) Taxes on Vehicles	4231.20	4903.63	5250.00	6000.00
v) Stamps & Registration	8607.13	10529.28	14048.96	16555.30
vi) Taxes on Goods & Passenger	2.76	6.70	8.00	8.50
vii) Taxes & Duties on Electricity	578.00	424.46	650.00	700.00
viii) Other Taxes & Duties on Commodities & Services	7.30	7.53	9.12	100.00
ix) State Goods and Service Tax (SGST)	28576.56	33960.02	37500.00	42021.00
b) State's Own Non-Tax Revenue (i to v)	8742.61	8102.98	8771.61	10334.25
i) Interest Receipts	1464.09	1645.19	1795.00	1850.00
ii) Dividends & Profits	191.99	289.79	260.00	300.00
iii) General Services	448.02	665.79	809.86	873.32
iv) Social Services	2619.70	2492.92	3047.50	3668.15
v) Economic Services	4018.81	3009.29	2859.25	3642.78
B) Central Sources (c+d)	17491.26	20700.72	21908.70	25338.86
c) Share in Central Taxes	10378.00	12345.35	14065.65	15547.32
d) Grant- in- aid from Central Government	7113.21	8355.37	7843.05	9791.54
2 Capital Receipts (i to iii)	31374.54	31857.02	33944.98	41411.67
i) Recoveries of Loans	273.75	301.15	689.01	817.01
ii) Misc. Capital Receipts	73.91	114.83	700.00	4600.00
iii) Borrowings and Other Liabilities	31026.88	31441.04	32555.97	35994.66
Total Receipts (1+2)	120569.16	133171.78	146569.37	169318.49

RE-Revised Estimates, BE-Budget Estimates

Source: State Budget Documents.

Annexure 2.2: Expenditure of Haryana Government

(₹ in Crore)

Items	2022-23	2023-24 (A)	2024-25 (RE)	2025-26 (BE)
1. Revenue Expenditure (A+B)	106406.13	113195.67	130472.04	147516.56
A Developmental (i+ii)	64337.50	67797.43	78938.27	92212.56
i) Social Services	43680.40	43777.52	51347.58	61501.81
ii) Economic Services	20657.18	24019.91	27590.69	30710.75
B Non-Developmental (i to v)	42068.63	45398.24	51533.77	55304.00
i) Organs of State	1370.87	1663.01	1827.78	2013.91
ii) Fiscal Services	689.36	762.09	725.26	1005.17
iii) Interest Payment & Servicing of Debt.	20395.57	21904.97	24992.58	26531.10
iv) Administrative Services	7208.32	7570.60	8674.83	8907.45
v) Pensions & Miscellaneous General Services	12404.51	13497.57	15313.32	16846.37
2. Capital Expenditure (C+D+E)	11746.75	16016.06	12932.71	16340.11
C Developmental (i+ii)	11112.13	15280.32	11996.93	14619.08
i) Social Services	3755.79	4437.94	4938.41	5834.09
ii) Economic Services	7356.34	10842.38	7058.79	8784.99
D Non-Developmental (i+ii)	634.62	735.74	935.78	1721.03
i) General Services	552.80	640.61	812.78	1545.03
ii) Loans for Govt. Servant other than Housing	81.82	95.13	123.00	176.00
E Others*	0.00	0.00	0.00	0.00
3. Total Expenditure (1+2)	118152.88	129211.73	143404.75	163856.67
4. Total Developmental Exp . (A+C)	75449.63	83077.75	90935.20	106831.64
5. Total Non-Developmental Exp. (B+D)	42703.25	46133.98	52469.55	57025.03
6. Others* (E)	0.00	0.00	0.00	0.00

RE- Revised Estimates, BE–Budget Estimates

* Appropriation to Contingency Fund.

Source: State Budget Documents.

Annexure 2.3: Financial Position of Haryana Government

(₹ in Crore)

Items	2022-23	2023-24 (A)	2024-25 (RE)	2025-26 (BE)
1. Opening Balance				
According to Books of				
a) AG	(-)370.70	(-)716.09	373.90	531.37
b) RBI	(-)107.79	17.53	1107.52	1264.99
2. Revenue Account				
a) Receipts	89194.69	101314.84	112624.40	127816.84
b) Expenditure	106406.21	113195.70	130472.08	148416.59
c) Surplus/Deficits	(-)17211.52	(-)11880.86	(-)17847.68	(-)20599.75
3. Misc. Capital Receipts	73.91	114.83	700.00	4600.00
4. Capital Outlay	11664.95	15920.94	12752.52	16164.11
5. Public Debt				
a) Debt Incurred	59515.05	62726.70	66150.00	71350.00
b) Repayments	31887.03	33200.08	33744.19	35788.78
c) Net	27628.02	29526.62	32405.81	35561.22
6. Loans & Advances				
a) Advances	2462.07	4055.22	3344.78	4647.81
b) Recoveries	237.75	301.15	689.01	817.01
c) Net	(-)2224.32	(-)3754.07	(-)2655.77	(-)3830.80
7. Inter State Settlement	-	-	-	-
8. Appropriation to Contingency Fund	-	545.95	-	-
9. Contingency Fund (Net)	-	-	545.95	-
10. Small Saving, Provident Fund etc. (Net)	269.37	98.43	89.5	63.96
11. Deposits & Advances, Reserve Funds and Suspense & Misc. (Net)	2746.55	3467.09	(-)236.82	54.12
12. Remittances (Net)	37.55	(-)15.16	(-)91.00	(-)29.00
13. Net (On Year's Account)	(-)345.39	1089.99	157.47	(-)344.36
14. Year's Closing Balance				
According to Books of				
a) AG	(-)716.09	(-)373.90	531.37	187.01
b) RBI	17.53	1107.52	1264.99	920.63

RE- Revised Estimates, BE-Budget Estimates

Source: State Budget Documents.

**Annexure 2.4-Budgetary Expenditure of Haryana Govt. as per Economic Classification
(₹ in Crore)**

Items	2022-23	2023-24 (A)	2024-25 (RE)	2025-26 (BE)
I Administrative Departments (1 to 7)	112176.32	124807.61	137885.21	154816.26
1. Consumption Expenditure (i+ii+iii)	44619.56	46431.04	51860.20	56128.47
i) Compensation of Employees	38535.93	39834.01	44195.77	48609.95
ii) Net Purchase of Commodities & Services including Maintenance	6020.90	6585.52	7656.40	7506.11
iii) Transfers in kind	62.73	11.51	8.03	12.41
2. Current Transfers*	52690.30	59391.39	72294.89	84963.93
3. Gross Capital Formation	9038.86	13101.71	9473.91	11331.96
4. Capital Transfers	2108.24	1365.76	1065.77	1416.90
5. Net Purchase of Financial Assets	1169.07	432.34	(-)308.91	(-)4082.90
6. Loans & Advances	2462.06	4055.22	3344.78	4647.81
7. Net purchase of Physical Assets	88.23	30.15	154.57	410.09
II Departmental Commercial Undertakings (1 to 6)	6685.62	7035.17	7959.50	9174.34
1. Purchase of Goods & Services including Maintenance	1821.98	2200.43	2419.85	2508.45
2. Compensation of Employees	1734.01	1751.50	3058.75	3318.65
3. Consumption of Fixed Capital (Depreciation)	50.19	50.04	50.00	51.00
4. Interest	968.09	1045.43	1129.66	1159.66
5. Gross Capital Formation	2111.35	1987.77	1301.24	2135.58
6. Net Purchase of Physical Assets	0.00	0.00	0	1.00
Total Expenditure (I+II)	118861.94	131842.78	145844.71	163990.60

RE: Revised Estimates, BE: Budget Estimates

* Current Transfers also include subsidies & interest.

Source: State Budget Documents/Deptt. of Economic and Statistical Affairs, Haryana.