

Publication No. 1345
Available at Deptt. website: www.esaharyana.gov.in



GOVERNMENT OF HARYANA

ECONOMICS OF FARMING IN HARYANA 2021-22

**Issued by:
DEPARTMENT OF ECONOMIC AND STATISTICAL AFFAIRS
HARYANA
2023**



GOVERNMENT OF HARYANA

**ECONOMICS OF FARMING
IN HARYANA
2021-22**

**Issued by:
DEPARTMENT OF ECONOMIC AND STATISTICAL AFFAIRS
HARYANA
2023**

PREFACE

The present report on 'Economics of Farming in Haryana' has been prepared on the basis of information collected from 284 holdings selected throughout the State and refers to the agriculture year 2021-22 (July, 2021 to June, 2022). This report provides comprehensive assessment regarding the annual gross income, expenditure and net income from cultivation under irrigated and unirrigated holdings. It highlights the impact of irrigation, cropping pattern, use of chemical fertilizers, improved agricultural machinery and farm equipments on the yield of various crops and cropping intensity. It also analyses the share of bullock and manual labour as well as machinery used in agricultural operations.

The report has been prepared by Sh. Sunish Kumar Katyal, Deputy Director, Dr. Raj Kumar Narwal, Research Officer with the help of Sh. Kuldeep Kumar, Assistant Research Officer and Sh. Ankit, Apprenticeship/ Steno Typist under the overall guidance of Sh. Manoj Kumar Goel, Additional Director. The valuable assistance and active co-operation rendered by the selected cultivators who maintained the record of day-to-day operations related to cultivation of their respective holdings is also acknowledged. This report is also placed on the departmental website: www.esahryana.gov.in.

I hope this report will prove a useful tool for the planners, policy makers, administrators and research scholars in the State who are interested in the development of agriculture economy in the State.

Panchkula
Dated:

Dr. Rajvir Bhardwaj
Director, Department of Economic and
Statistical Affairs, Haryana

CONTENTS

CHAPTER-I

INTRODUCTION

	Page (s)
1.0 General	1
1.1 Objectives of the study	1
1.2 Method of data collection	1
1.3 Sampling design	2
1.4 Coverage	2
1.5 Agro-climatic zones	2

CHAPTER-II

ANALYSIS OF FARM ACCOUNT HOLDINGS

2.0 General	3
2.1 Number and size of holdings	3
2.2 Land tenure systems	3-4
2.3 Classification of cultivated area of selected holdings	5
2.4 Extent of irrigation	6
2.5 Classification of holdings by number and extent of irrigation in different size groups	7
2.6 Area under different crops (irrigated and un-irrigated holdings)	8-10
2.7 Cropping intensity	10-11
2.8 Output per hectare	11-12
2.9 Capital investment in farm, agricultural machineries and equipments	13-14
2.10 Use of chemical fertilizers	15
2.11 Use of chemical fertilizers per hectare	15-16

2.12 Operated area per permanent agricultural worker under different types of holdings	17
2.13 Wages of agricultural workers	17
2.14 Operated area per plough under various types of holdings	18
2.15 Maintenance cost per pair of bullocks	19

CHAPTER-III

ECONOMIC ANALYSIS OF SELECTED HOLDINGS

3.0 General	20
3.1 Gross income	20-22
3.2 Input-output analysis of holdings	22-24
3.3 Comparative position of net income under two types of land tenure systems	24

CHAPTER-IV

SUMMARY AND CONCLUSION	25-26
-------------------------------	-------

LIST OF APPENDICES

I List of selected holdings	27-34
II-A Cropped area, yield & its value of crops sown on irrigated land (Kharif)	35-58
II-B Cropped area, yield & its value of crops sown on un-irrigated land (Kharif)	59-61
III-A Cropped area, yield & its value of crops sown on irrigated land (Rabi)	62-82
III-B Cropped area, yield & its value of crops sown on un-irrigated land (Rabi)	83-85

**ECONOMICS OF FARMING
IN HARYANA
2021-22**

CHAPTER-I

INTRODUCTION

1.0 General

Agriculture holding is the key of development in the process of growth in Haryana as well as in India's economic prosperity. In terms of area, agriculture has already reached at a saturation level and almost all the available cultivable land in the State is under plough. Thus, there is hardly any scope to bring more area under cultivation. Therefore, the agriculture production can only be increased through enhanced cropping intensity, change in cropping pattern, improvement in seeds of high yielding varieties, better cultivation practices and post harvest technology etc. The State Govt. is trying to re-orient agriculture in this direction through various policy measures.

The present report on "Economics of Farming in Haryana" relates to the agricultural year 2021-22 and covers 284 selected holdings i.e. two holdings from each block of all the districts of the State.

1.1 Objectives of the Study

The main objective of this study is to make an in-depth study of "Economics of Farming" in Haryana and to work out the annual investment and net return per hectare under different types and size of holdings. In addition, this study also highlights the following aspects:-

- (i) Input-output analysis of various crops.
- (ii) Income, expenditure and net return per hectare under the prevalent forms of cultivation i.e. peasant proprietorship and peasant proprietorship-cum- tenancy.
- (iii) Employment and utilization of farm capital, manual labour and bullock labour.

1.2 Method of Data Collection

The study is based on the data collected from the selected cultivators through District Statistical Officers. Various farm operations were recorded by the selected cultivators in the registers specifically prescribed/ designed for this purpose. To ensure accuracy of data, the records were maintained by the farmers and supervised/checked by the staff of District Statistical Offices as well as officers/officials of the headquarters. An honorarium of ₹ 2000/-per annum has been fixed for each selected cultivator for maintaining farm accounts registers during the year 2021-22.

1.3 Sampling Design

Two cultivators from two different villages of each block were purposively selected depending on their co-operation, willingness and capability in maintaining the day-to-day records of farm operations. The particular holding was the ultimate unit of survey. As such, the results and conclusions arrived at in this report are based on the study of a small number of sampled holdings and therefore, cannot necessarily be taken to reflect the situation prevailing in the State as a whole.

1.4 Coverage

The study is comprehensive in nature and gives detailed account of 284 agricultural holdings. Out of these holdings, 256 holdings were irrigated and 7 holdings were unirrigated. The remaining 21 holdings were partly irrigated. Various characteristics of farm holdings such as size, tenancy, level of irrigation, area under various crops, agro-climatic conditions, cropping intensity and yield per hectare have been analyzed in the report. The economic impact of various inputs like (i) Manual Labour, (ii) Bullock/Camel Power, (iii) Seeds (local and improved varieties), (iv) Agricultural Implements and Machinery, (v) Farm Yard Manure and Chemical Fertilizers, (vi) Irrigation charges (abiyana/water channel and tube well charges) etc., (vii) Rent (actually paid) and (viii) Miscellaneous inputs e.g. payments made to artisans, cost of insecticides and pesticides etc. have been calculated and shown separately for irrigated and unirrigated areas. Similarly, gross income, expenditure and net income per hectare under peasant proprietorship and peasant proprietorship-cum-tenancy have been worked out to determine the profitability of farming. The holdings have been classified according to various size groups to facilitate group-wise comparison of different inputs and output of farm cultivators.

1.5 Agro-Climatic Zones

The State consists of different agro-climatic zones which are conducive for different variety of crops. To facilitate the analysis of data and to make the study more useful in planning and research for agricultural development, the State has been divided into four homogeneous agro-climatic zones which are as under :-

Sr. No.	Zone	Districts included
1.	Central	Kaithal, Jind, Sonapat, Rohtak, Jhajjar
2.	Northern	Panchkula, Ambala, Yamunanagar, Kurukshetra, Karnal, Panipat
3.	Southern	Gurugram, Faridabad, Palwal, Rewari, Narnaul, Nuh, Mawat .
4.	Western	Hisar, Bhiwani, Fatehabad, Sirsa, Charkhi Dadari.

CHAPTER-II

ANALYSIS OF FARM ACCOUNT HOLDINGS

2.0 General

This Chapter deals with the classification of all 284 selected farm holdings according to the prevalent land tenure system and the extent of irrigation in different four zones.

The capital investment in agricultural machineries & equipments, tube wells and pumping sets has also been worked out along with the maintenance cost of the pair of bullocks.

2.1 Number and size of farm holdings

The use of chemical fertilizer per hectare, area under different crops and yield per hectare and the State is divided into four agro-climate zones namely; Central, Northern, Southern & Western. Zone-wise number of selected farm holdings, total cultivated area and average size of holdings are presented in the table given below:-

Table 2.1 Zone-wise number, total cultivated area and average size of selected holdings

Sr.No.	Zone	No.of selected holdings	Total cultivated area of holdings (hectares)	Average size of holdings (hectares)
1	2	3	4	5
1.	Central	70 (24.65)	224.62 (24.86)	3.21
2.	Northern	76 (26.76)	247.60 (27.40)	3.26
3.	Southern	70 (24.65)	228.90 (25.34)	3.27
4.	Western	68 (23.94)	202.40 (22.40)	2.98
	Total	284 (100.00)	903.52 (100.00)	3.18

Note : Figures in brackets indicate percentage to total.

2.2 Land tenure systems

There are two types of land tenure systems prevalent in the State i.e. (i) peasant proprietorship system where a peasant cultivates his own land with the help of his own family members or hired labourers (ii) peasant proprietorship-cum-tenant system where a farmer cultivates his own land along with some land either on rent (cash) or on batai (kind) with the help of his own family members or hired labourers so as to make the cultivation of holding economically viable.

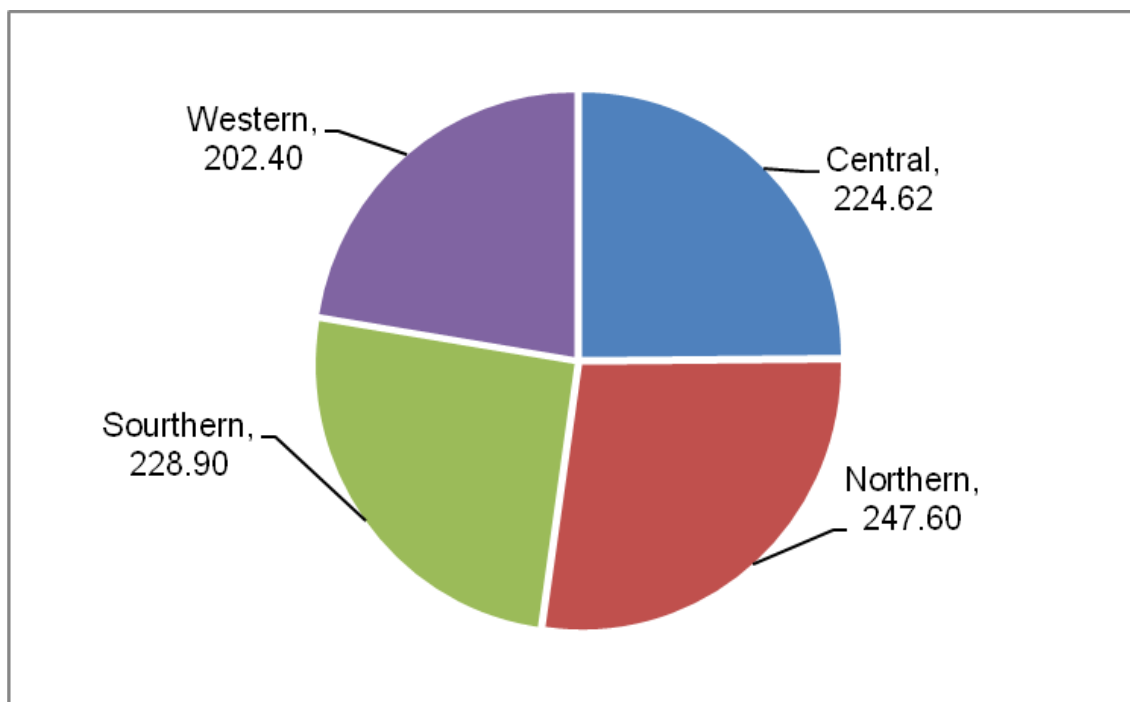
The classification of selected holdings according to prevailing land tenure systems in different zones are given below.

Table 2.2 Zone-wise classification of selected holdings under peasant proprietorship and peasant proprietorship-cum-tenancy system

Sr.No.	Zone	(Area in hectares)					
		Peasant proprietorship		Peasant proprietorship - cum-tenancy		Total	
		No. of holdings	Area	No. of holdings	Area	No. of holdings	Area
1	2	3	4	5	6	7	8
1.	Central	63 (23.95)	207.42 (25.44)	7 (33.33)	17.20 (19.50)	70 (24.65)	224.62 (24.86)
2.	Northern	73 (27.76)	222.60 (27.30)	3 (14.29)	25.00 (28.34)	76 (26.76)	247.60 (27.40)
3.	Southern	65 (24.71)	210.50 (25.82)	5 (23.81)	18.40 (20.81)	70 (24.65)	228.90 (25.34)
4.	Western	62 (23.57)	174.80 (21.44)	6 (28.57)	27.60 (31.30)	68 (23.94)	202.40 (22.40)
Total		263 (92.60)	815.32 (90.24)	21 (7.39)	88.20 (9.76)	284 (100.00)	903.52 (100.00)

Note:- Figures in brackets show the percentage to the total number of holdings and total area.

The above table depicts that out of total 903.52 hectares area, 815.32 hectares area (90.24%) belonged to the peasant proprietor cultivators and the remaining 88.20 hectares area (9.76%) are covered under peasant proprietor-cum-tenant cultivators.



The chart shows the zone-wise area i.e 224.62 hectares in Central Zone, 247.60 hectares in Northern Zone, 228.90 hectares in Southern Zone and 202.40 hectares in Western Zone.

2.3 Classification of cultivated area of selected holdings

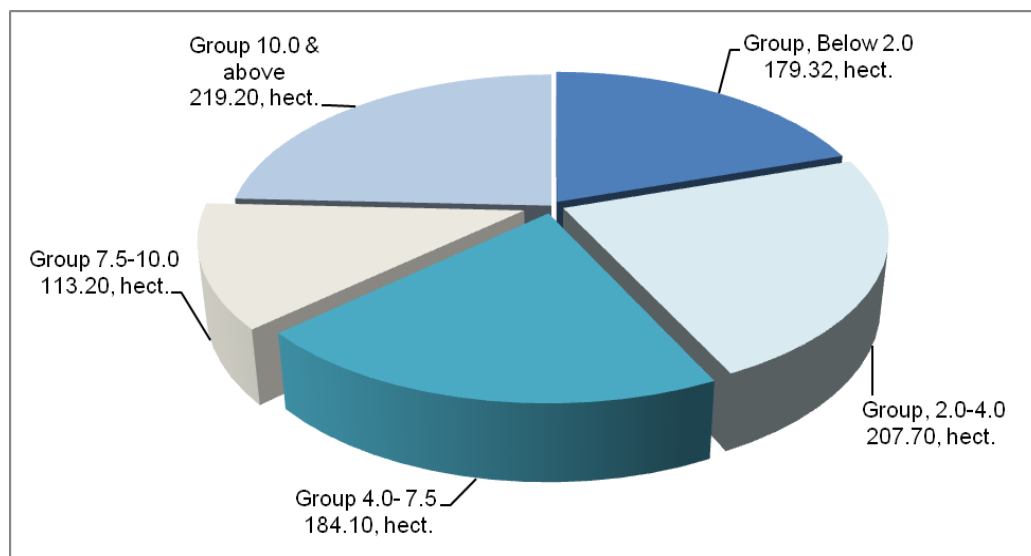
The classification of area of the selected holdings under different size groups and land tenure systems are given in the following table:-

Table 2.3 Classification of selected holdings according to size and land tenure systems
(Area in hectares)

Size group of holdings	Peasant proprietorship		Peasant proprietorship-cum-tenancy				Total		
	No. of holdings	Area	No. of holdings	Owned	Rented (Cash)	Batai (Kind)	Total area	No. of holdings	Area
1	2	3	4	5	6	7	8	9	10
Below 2.0	129	171.32	7	7.40	0.00	0.60	8.00	136 (47.88)	179.32 (19.84)
2.0-4.0	71	189.10	7	17.40	0.00	1.20	18.60	78 (27.46)	207.70 (22.98)
4.0-7.5	34	162.10	4	20.00	0.00	2.00	22.00	38 (13.38)	184.10 (20.37)
7.5 – 10.0	13	104.40	1	8.80	0.00	0.00	8.80	14 (4.92)	113.20 (12.52)
10.0 & above	16	188.40	2	30.80	0.00	0.00	30.80	18 (6.33)	219.20 (24.26)
Total	263 (92.61)	815.32 (90.24)	21 (7.39)	84.40	0.00	3.80	88.20 (9.76)	284 (100.00)	903.52 (100.00)

Note:- Figures in brackets show the percentage to the total number of holdings and total area.

It may be seen from Table 2.3 that out of total 284 farm holdings, 263 holdings (92.61%) and 21 holdings (7.39%) are under peasant proprietorship and peasant proprietorship-cum-tenancy having an area of 815.32 hectares (90.24%) and 88.20 hectares (9.76%), respectively. It may also be inferred from the table that the maximum (47.88%) concentration of holdings are in the size group of below 2.0 hectares and the minimum (4.92%) in the size group between 7.5-10.0 hectares.



The chart shows the group-wise area of selected holdings i.e 179.32 hectares of below 2.0, 207.70 hectares in between 2.0-4.0, hectares 184.10 hectares in between 4.0-7.5, 113.20.00 hectares in between 7.5-10.0 and 219.20 hectares in between 10.0 & above.

2.4 Extent of irrigation

Haryana is an agrarian State. Irrigation is a vital input to increase agricultural production. The State has limited water resources viz. canal as well as under ground water. Haryana Government in its plans has accorded the high priority to increase provision of adequate irrigation facilities.

Table 2.4 Number of selected holdings by extent of irrigation

Sr.No.	Zone	No. of selected holdings	Irrigated holdings	Partly irrigated holdings	Unirrigated holdings
1	2	3	4	5	6
1.	Central	70	63	7	0
2.	Northern	76	71	3	2
3.	Southern	70	64	5	1
4.	Western	68	58	6	4
Total		284 (100.00)	256 (90.15)	21 (7.39)	7 (2.46)

The above table shows that out of total 284 holdings, the maximum number of holdings i.e. 256 holdings (91.15%) are fully irrigated whereas 7 holdings (2.46%) are totally unirrigated. The remaining 21 holdings (7.39%) are partly irrigated. Out of 7 unirrigated holdings, 2 are in Northern Zone, 3 are in Southern Zone and 1 in Western Zone. Out of 21 partly irrigated holdings, 7 are in Central Zone, 3 are in Northern Zone, 5 are in Southern Zone and 7 are in Western Zone.

2.4 (a) Irrigated/Unirrigated area of selected holdings

The zone wise total cultivated, irrigated and unirrigated area of the selected holdings are presented in Table 2.4(a). It may be observed from the table that 95.73% of the cultivated area was under irrigation whereas only 4.27% area was found to be unirrigated. The maximum (98.22%) of the total cultivated area of irrigated area was found in Central Zone whereas it was the minimum (91.06%) in the Western Zone. Under un-irrigated area, the maximum i.e. (8.94%) of the total cultivated area was in Western Zone whereas it was the minimum (1.78%) in the Northern Zone.

Table 2.4 (a) Zone-wise total cultivated, irrigated and unirrigated area of the selected holdings
(Area in hectares)

Sr.No.	Zone	Total cultivated area of holdings	Irrigated area	Unirrigated area	Area percentage to the total cultivated area	
					Irrigated	Unirrigated
1	2	3	4	5	6	7
1.	Central	224.62	220.62	4.00	98.22	1.78
2.	Northern	247.60	242.90	4.70	98.10	1.90
3.	Southern	228.90	217.10	11.80	94.84	5.16
4.	Western	202.40	184.30	18.10	91.06	8.94
Total		903.52	864.92	38.60	95.73	4.27

2.5 Classification of holdings by number and extent of irrigation in different size groups

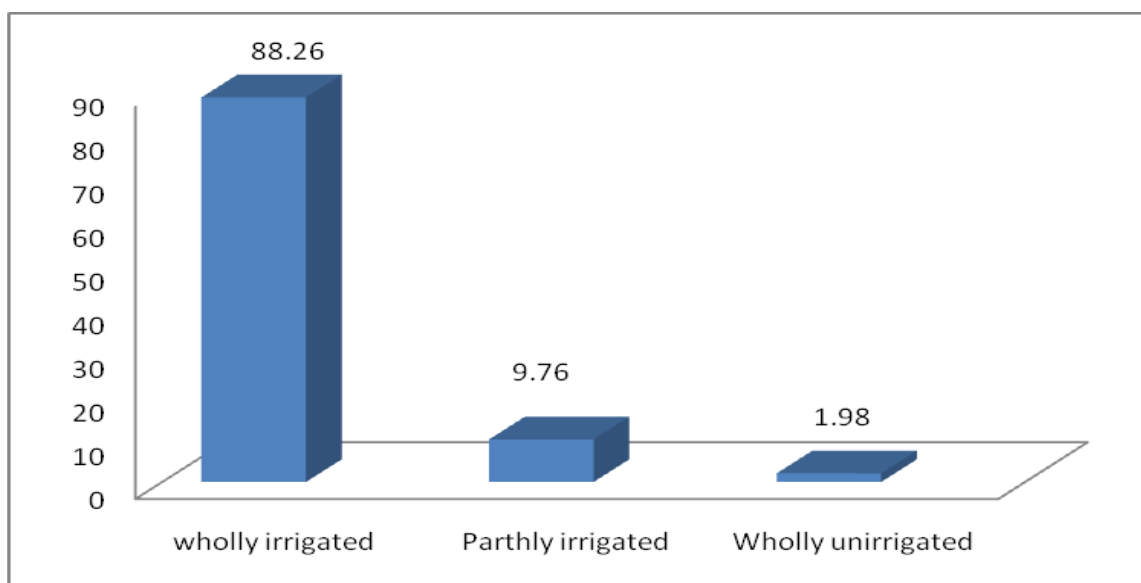
The classification of holdings by number and extent of irrigation in different size groups are given in Table 2.5.

Table 2.5 Classification of selected holdings according to size, area and level of irrigation
(Area in hectares)

Size group of holdings	Total number of holdings	Total cultivated area of holdings	Wholly irrigated holdings		Partly irrigated holdings		Wholly unirrigated holdings		
			No.	Area	No	Area	No	Area	
					Irri.	Unirrigated			
1	2	3	4	5	6	7	8	9	10
Below 2.0	136	179.32	125	165.62	7	5.20	2.80	4	5.70
2.0-4.0	78	207.70	69	184.50	7	13.60	5.00	2	4.60
4.0-7.5	38	184.10	34	162.10	4	14.30	7.70	0	0.00
7.5-10.0	14	113.20	12	96.80	1	8.40	0.40	1	7.60
10.0 & above	18	219.20	16	188.40	2	26.00	4.80	0	0.00
Total	284	903.52	256	797.42 (88.26)	21	67.50 (7.47)	20.70 (2.29)	7	17.90 (1.98)

Note: Figures in brackets shows the percentage to the total number of holdings and total area.

It may be seen in Table 2.5 that out of total 284 holdings, 136 holdings were in the size group of below 2.0 hectares having a total area of 179.32 hectares, 78 holdings were in the size group of 2.0-4.0 hectares with an area of 207.70 hectares, 38 holdings were in the size group of 4.0-7.5 hectares with an area of 184.10 hectares, 14 holdings were in the size group of 7.5-10.0 hectares with an area of 113.20 hectares and 18 holdings belonged to the size group of 10.0 hectares and above with an area of 219.20 hectares. The table further reveals that 88.26% and 9.76% of the total area was found to be fully irrigated and partly irrigated respectively and the remaining 1.98 % area had no irrigation facilities.



2.6 Area under different crops (irrigated and unirrigated holdings)

Zone- wise and crop-wise distribution of irrigated and unirrigated areas of selected holdings are given in Tables 2.6 (a) and 2.6 (b), respectively.

Table 2.6 (a) Zone-wise and crop-wise distribution of irrigated areas of selected holdings

		(Area in hectares)				
Crops	Central	Northern	Southern	Western	Total	
1	2	3	4	5	6	
I. Cereals						
Paddy	128.15	243.33	47.50	67.73	486.71 (29.86)	
Bajra	26.15	0.38	72.19	13.23	111.95 (6.87)	
Maize	0.00	0.00	0.00	0.00	0.00 (0.00)	
Jowar	15.80	9.20	2.28	7.31	34.95 (2.12)	
Wheat	171.45	208.38	107.35	120.15	607.33 (37.26)	
Barley	0.00	0.00	0.00	0.00	0.00 (0.00)	
Total Cereals	341.55	461.29	229.32	208.42	1240.58 (76.11)	
II Pulses						
Gram	1.25	0.00	2.12	4.02	7.39 (0.45)	
Other pulses	0.00	0.00	2.81	4.01	6.82 (0.42)	
Total Pulses	1.25	0.00	4.93	8.03	14.21 (0.87)	
III. Cash crops						
Oilseeds (R & M)	12.42	5.15	77.26	36.05	130.88 (8.03)	
Sugarcane	19.43	12.28	0.92	1.22	33.85 (2.08)	
Cotton (Desi)	8.11	0.00	0.00	0.00	8.11 (0.50)	
Cotton (American)	1.85	0.00	15.90	61.22	78.97 (4.84)	
Total cash crops	41.81	17.43	94.08	98.49	251.81 (15.45)	
IV. Green Fodder						
Green Fodder	8.68	22.63	0.51	6.13	37.95 (2.33)	
Total Green Fodder	8.68	22.63	0.51	6.13	37.95 (2.33)	
V. Other crops						
Other crops	2.42	9.71	34.23	39.02	85.38 (5.24)	
Total other crops	2.42	9.71	34.23	39.02	85.38 (5.24)	
Total of all crops	395.71 (24.28)	511.06 (31.35)	363.07 (22.28)	360.09 (22.09)	1629.93 (100.00)	

Note: Figures in brackets indicate percentage to total.

Table 2.6 (b) Zone-wise and crop-wise distribution of unirrigated area of selected holdings

(Area in hectares)					
Crops	Central	Northern	Southern	Western	Total
1	2	3	4	5	6
I. Cereals					
Paddy	0.00	0.00	0.00	0.00	0.00 (0.00)
Bajra	0.80	0.67	12.23	5.05	18.75 (22.15)
Maize	0.00	0.00	0.00	0.00	0.00 (0.00)
Jowar	0.00	0.00	0.00	0.00	0.00 (0.00)
Wheat	3.02	2.23	3.01	1.77	10.03 (11.85)
Barley	0.00	0.00	0.00	0.00	0.00 (0.00)
Total Cereals	3.82	2.90	15.24	6.82	28.78 (34.00)
II. Pulses					
Gram	0.00	0.00	5.81	0.29	6.10 (7.21)
Other pulses	0.00	0.00	0.00	0.51	0.51 (0.60)
Total pulses	0.00	0.00	5.81	0.80	6.61 (7.81)
III. Cash crops					
Oilseeds(R&M)	8.05	1.52	18.18	6.43	34.18 (40.38)
Sugarcane	0.00	0.00	0.00	0.00	0.00 (0.00)
Cotton (Desi)	0.62	0.00	1.14	1.21	2.97 (3.51)
Cotton (American)	0.00	0.00	0.15	0.61	0.76 (0.90)
Total cash crops	8.67	1.52	19.47	8.25	37.91 (44.78)
IV. Green Fodder					
Green Fodder	0.00	0.00	0.00	0.00	0.00 (0.00)
Total Green Fodder	0.00	0.00	0.00	0.00	0.00 (0.00)
V. Other crops					
Other crops	1.69	2.91	3.87	2.88	11.35 (13.41)
Total other crops	1.69	2.91	3.87	2.88	11.35 (13.41)
Total of all crops	14.18 (16.75)	7.33 (8.66)	44.39 (52.44)	18.75 (22.15)	84.65 (100.00)

Note: Figures in brackets indicate percentage to total

It may be seen from Tables 2.6 (a) and 2.6 (b) that the total irrigated and unirrigated area of all crops was 1629.93 hectares and (84.65%) hectares, respectively.

The percentage of irrigated area to the total irrigated area under wheat was the highest (37.44%) followed by paddy (29.86%), oilseeds (8.03%), bajra (6.87%) and other crops (5.24%). It may also be seen that the highest 511.06 hectares (31.35%) irrigated area was observed in Northern Zone whereas it was the lowest 360.09 hectares (22.09%) in the Southern Zone. The Southern Zone had maximum i.e. 44.39 hectares (52.44%) in unirrigated area, whereas it was minimum 7.33 hectares (8.66%) in Northern Zone.

The cropping pattern in unirrigated areas was found to be different than that of the irrigated areas. In case of unirrigated areas, the percentage of area under oilseeds was the highest (40.38%) followed by bajra (22.15%), other crops (13.41%), wheat (11.85%), gram (7.21%), , barley (0.00%), jowar (0.00%), cotton desi (3.51%), maize (0.00%), green fodder (0.00%), and cotton (american) (0.90%).

2.7 Cropping intensity

The choice and scope (pattern) of various crops is determined by assured irrigation facilities and availability of improved high yielding varieties of seeds and other inputs. The cropping intensity is defined as percentage of the total cropped area to the net area sown. The total cropped area under various crops of selected holdings along with percentage of irrigated area and cropping intensity are presented in Tables 2.7(a) and 2.7 (b) respectively.

Table 2.7 (a) Area under different crops and crop-wise percentage of irrigated area to the total cropped area

Sr.No.	Crops	Total cropped area (Irrigated & Unirrigated)	Percentage to total cropped area	(Area in hectares)	
				Irrigated area	Percentage of irrigated to total cropped area
1	2	3	4	5	6
1.	Paddy	486.71	28.39	486.71	100.00
2.	Bajra	130.70	7.62	111.95	85.65
3.	Maize	0.00	0.00	0.00	0.00
4.	Jowar	34.59	2.02	34.59	100.00
5.	Wheat	617.36	36.01	607.33	98.38
6.	Barley	0.00	0.00	0.00	0.00
7.	Gram	13.49	0.79	7.93	54.78
8.	Other Pulses	7.33	0.43	6.82	93.04
9.	Oilseeds(R & M)	165.06	9.63	130.88	79.29
10.	Sugarcane	33.85	1.97	33.85	100.00
11.	Cotton (Desi)	11.08	0.65	8.11	73.19
12.	Cotton (American)	79.73	4.65	78.97	99.05
13.	Green Fodder	37.95	2.21	37.95	100.00
14.	Other Crops	96.73	5.64	85.38	88.27
	Total	1714.58	100.00	1629.93	95.06

It may be observed from Table 2.7(a) that the percentage to total cropped area under wheat was the highest(36.11%) followed by paddy (28.39%), oilseeds (9.63%), bajra (7.62%), others crops (5.64%), cotton desi (0.65%), cotton american (4.65%), green fodder (2.21%), sugarcane (1.86%), jowar (1.91%), barley (1.02%) whereas the percentage of irrigated to total cropped area under cotton american (99.05%), wheat (98.38%), green fodder (100%), other crops (88.27%), jawar (100.00%), bajra (85.65%), oilseeds (79.29%), barley(0.00%), cotton desi (73.19%), gram (54.78%) and maize (0.00%), respectively.

The cropping intensity in irrigated and unirrigated areas of all four agro-climatic zones has been worked out in the following table:-

Table 2.7 (b) Zone-wise cropping intensity under irrigated and unirrigated areas

Sr. No.	Zone	Percentage of intensity		Total
		Irrigated	Unirrigated	
1	2	3	4	5
1	Central	179.36	354.50	182.48
2	Northern	210.40	155.96	209.37
3	Southern	167.24	376.19	178.01
4	Western	195.38	103.59	187.17
	Overall intensity	188.45	219.30	189.77

Table 2.7(b) depicts that the average cropping intensity in the irrigated and unirrigated areas was 188.45% and 219.30% respectively. The Northern Zone recorded the highest intensity of 210.40% whereas it was the lowest of 167.24% in Southern Zone on irrigated land. In case of unirrigated land, the cropping intensity was the highest 376.19% in Southern Zone and the lowest 103.59% in Western Zone. The overall cropping intensity was 189.77% taken together for irrigated and unirrigated areas.

2.8 Output per hectare

The Zone-wise yield per hectare of different crops on irrigated and unirrigated land is given in Tables 2.8 (a) and 2.8 (b), respectively. Under irrigated areas, the average yield per hectare of paddy, wheat, bajra, maize, jowar, barley grain, gram, others pluses, oilseeds, sugarcane, cotton desi, cotton american and other crops was found to be 5103 kgs, 4945 kgs, 1661 kgs, 0 kgs, 0 kgs, 0 kgs, 2268 kgs, 1653 kgs, 1671 kgs, 44467 kgs, 3199 kgs, 1722 kgs and 16965 kgs, respectively.

In case of unirrigated areas, the average yield per hectare of wheat grain, bajra, maize, jowar, gram, other pluses, oilseeds, cotton(desi), cotton(american), and other crops was worked out to be 3126kgs, 1297 kgs, 0 kgs, 0 kgs, 2846 kgs, 315 kgs, 2527 kgs, 1477 kgs 2513 kgs and 1538 kgs, respectively.

In cereals under irrigated area, the yield per hectare of paddy was maximum i.e. 5778 kgs in Northern Zone whereas in case of wheat it was maximum (5504 kgs) in Western Zone. The yield per hectare of paddy was minimum (4371 kgs) in Southern Zone whereas in case of wheat it was minimum (4271 kgs) in Northern Zone.

Table 2.8 (a) Zone-wise yield per hectare of different crops under irrigated areas

		(In Kgs)				
Sr.No.	Crops	Central	Northern	Southern	Western	Average yield
1	2	3	4	5	6	7
Cereals						
1.	Paddy	5513	5778	4371	4751	5103
2.	Wheat (Grain)	5491	4512	4271	5504	4945
3.	Wheat (Bhusa)	4991	4508	3401	4709	4402
4.	Bajra (Grain)	1933	977	2088	19445	1661
5.	Maize (Grain)	0	0	0	0	0
6.	Jowar(Green Fodder)	4882	3981	1255	2278	3099
7.	Barley (Grain)	0	0	0	0	0
8.	Barley (Bhusa)	0	0	0	0	0
Pulses						
1.	Gram (Grain)	1001	0	1651	4521	1793
2.	Gram (Bhusa)	912	0	1512	4209	2211
3.	Other Pulses (Grain)	661	0	1221	3077	1653
Cash Crops						
1.	Oilseeds (Rape & Mustard)	1531	981	2299	1872	1671
2.	Sugarcane	89668	10855	18272	59071	44467
3.	Cotton (Desi)	3199	0	0	0	3199
4.	Cotton (American)	1178	0	1389	2599	1722
5.	Other Crops	4562	2389	4856	52051	15964

Table 2.8 (b) Zone-wise yield per hectare of different crops under unirrigated areas

		(In Kgs)				
Sr.No.	Crops	Central	Northern	Southern	Western	Average yield
1	2	3	4	5	6	7
Cereals						
1.	Paddy	0	0	0	0	0
2.	Wheat (Grain)	4512	3142	2141	2710	3126
3.	Wheat (Bhusa)	3872	3078	2015	3062	3007
4.	Bajra (Grain)	802	566	2433	1388	1297
5.	Maize (Grain)	0	0	0	0	0
6.	Jowar(Green Fodder)	0	0	0	0	0
7.	Barley (Grain)	0	0	0	0	0
8.	Barley (Bhusa)	0	0	0	0	0
Pulses						
1.	Gram (Grain)	0	0	1888	958	1423
2.	Gram (Bhusa)	0	0	1610	0	1610
3.	Other Pulses (Grain)	0	0	0	315	315
Cash Crops						
1.	Oilseeds (Rape & Mustard)	2352	1178	3601	2978	2527
2.	Sugarcane	0	0	0	0	0
3.	Cotton (Desi)	1550	0	1221	1304	1358
4.	Cotton (American)	0	0	1432	1081	1357
5.	Other Crops	1250	1384	1859	1657	1538

2.9 Capital investment in farm, agricultural machineries and equipments

The capital investment has been classified into two broad heads :- (a) investment to improve the farm and (b) investment in agricultural machineries and equipments.

(a) The capital investment in farm includes the following:-

- (i) Investment in land such as reclamation, improvement, fencing, terracing, bunding etc.
- (ii) Construction and maintenance of farm buildings, comprising of cattle sheds, tractor sheds, godown stores etc.
- (iii) Acquisition and maintenance of drought animals.

(b) The Capital investment in agricultural machineries and equipments includes the following:-

- (i) Agricultural implements and machineries including tractors with accessories, bar harrow, thrasher, cart, iron plough, roller, seed drills, cane crusher, chaff cutter, jaggery boiling pan etc.
- (ii) Installation of tube wells / pumping sets, sinking of wells, construction/ remodeling of kacha and pucca water courses.

The Zone-wise details of capital investment in farm agricultural machineries and equipments are given in Table 2.9 (a).

Table 2.9 (a) Capital investment in farm agricultural machineries and equipments

(In ₹)					
Items	Central	Northern	Southern	Western	Total
1	2	3	4	5	6
A-Farm					
(i) Farm buildings, cattle sheds & other structures	349077 (6.47)	695877 (8.18)	389849 (10.37)	378956 (8.02)	1813759 (8.10)
(ii) Drought animals (including its acquisition)	79955 (1.48)	145556 (1.71)	0 (0.00)	90467 (1.91)	315978 (1.41)
Total	429032 (7.95)	841433 (9.89)	389849 (10.37)	469423 (9.93)	2129737 (9.51)
B-Agricultural machineries					
(i) Tube wells/pumping sets	1188976 (22.00)	1984286 (23.32)	395546 (10.52)	797485 (16.87)	4366293 (19.50)
(ii) Machineries and equipments	3776363 (70.01)	5684238 (66.80)	2974875 (79.11)	3459796 (73.20)	15895272 (70.99)
Total	4965339 (92.05)	7668524 (90.11)	3370421 (89.63)	4257281 (90.07)	20261565 (90.49)
Grand Total	5394371 (100.00)	8509957 (100.00)	3760270 (100.00)	4726704 (100.00)	22391302 (100.00)
Investment per hectare	24016	34370	16428	23353	24782

Note: Figures in brackets indicate percentage to total

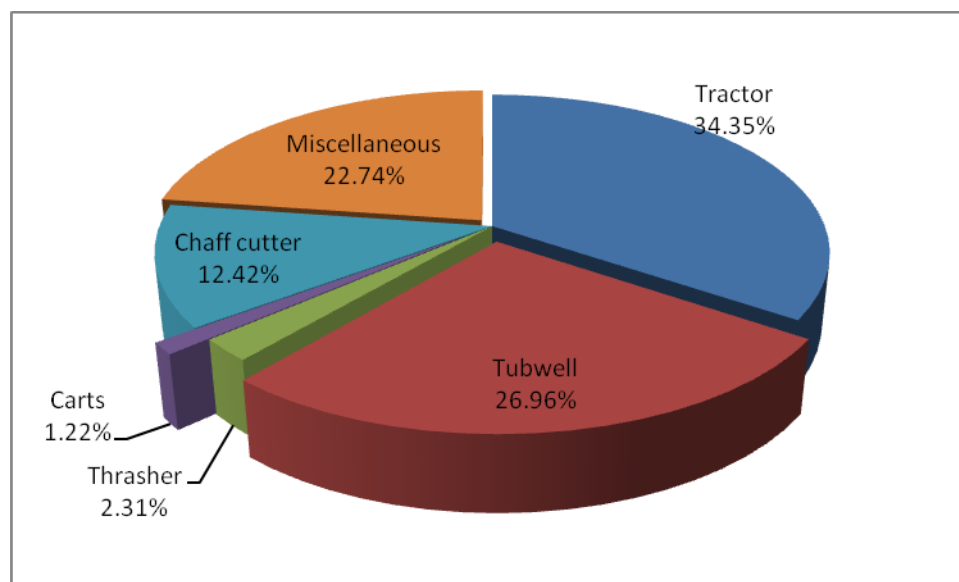
The perusal of the Table 2.9 (a) indicates that total capital investment on farm buildings and drought animals was worked out to be 9.51% against the capital investment of 70.99% on tube wells/ pumping sets, machineries and equipments. The capital investment in farm was the highest (10.37%) in Southern Zone whereas it was the lowest (7.95%) in Central Zone. Similarly, in case of agricultural machineries, the capital investment was the highest (92.05%) in Central Zone whereas it was the lowest (89.63%) in Southern Zone. The overall capital investment per hectare for all four zones taken together was worked out to ₹ 24782.

The percentage investment made in various types of agricultural machineries and equipments, tube wells/pumping sets of selected holdings are shown in Table 2.9 (b).

Table 2.9 (b) Capital investment in agricultural machineries and equipments and Tube- wells/ pumping set's etc.

Sr. No.	Implements	Investment (In ₹)	Percentage
1	2	3	4
1.	Tractor with accessories	7189655	33.07
2.	Tube wells/pumping sets	6564535	30.20
3.	Thrashers	476648	2.19
4.	Carts	251665	1.16
5.	Chaff cutters	2562588	11.79
6.	Bar harrows	35847	0.16
7.	Iron ploughs	56857	0.26
8.	Rollers	787	0.00
9.	Seed drills	336042	1.55
10.	Gur boiling pans	-	-
11.	Cane crushers	-	-
12.	Miscellaneous	4264545	19.62
	Total	21739169	100.00

It may be observed from the above chart 2.9(b) and table that investment on tractor with accessories was the highest (33.07%) of the total capital investment on agricultural machineries and equipments followed by tube wells/pumping sets (30.20%), thrashers (2.19%), carts (1.16%), chaff cutters (11.79%) and miscellaneous (19.62%). The rest of the implements (Bar harrows, Iron ploughs, Seed drills) accounted for (3.42%) of the total capital investment on agricultural machineries and equipments.



2.10 Use of chemical fertilizers

The crop-wise area of the selected holdings where chemical fertilizers were used is presented in Table 2.10. The study of farm accounts also reveals the extent of chemical fertilizers used as an input in the adoption of improved agricultural practices. It has been observed that all the selected holdings were found using chemical fertilizers during the year.

Table 2.10 Total crop-wise area of holdings where chemical fertilizers were used

(Area in hectares)

Sr. No.	Crops	Irrigated			Unirrigated		
		Total cropped area	Area under chemical fertilizers	% age of col.4 to col.3	Total cropped area	Area under chemical fertilizers	% age of col.7 to col.6
1	2	3	4	5	6	7	8
1.	Paddy	486.71	466.14	95.77	0.00	0.00	0.00
2.	Bajra	111.95	100.50	89.77	18.75	13.10	69.87
3.	Maize	0.00	0.00	0.00	0.00	0.00	0.00
4.	Jowar	35.80	32.20	89.94	0.00	0.00	0.00
5.	Wheat	608.13	580.50	95.46	10.03	4.90	48.85
6.	Barley	0.00	0.00	0.00	0.00	0.00	0.00
7.	Sugarcane	33.85	25.05	74.00	0.00	0.00	0.00
8.	Cotton (Desi)	8.11	6.90	85.08	2.97	0.85	28.62
9.	Cotton(American)	78.97	75.50	95.61	0.76	0.15	19.74
10.	Oilseeds(R&M)	130.88	122.30	93.44	34.18	22.87	66.91
11.	Green fodder	37.95	32.03	84.40	0.0	0.00	0.00
12.	Other crops	85.38	78.56	92.01	11.35	6.78	59.74
13.	Gram	7.39	6.50	87.96	6.10	3.85	63.11
14.	Other Pulses	6.82	2.80	41.06	0.51	0.20	39.22
Total		1631.94	1528.98	93.69	84.65	52.70	62.256

The data given in Table 2.10 shows that the percentage of area under chemical fertilizers in the irrigated holdings was the highest (95.77%) in Paddy followed by American Cotton (95.61%), wheat (95.46%), oil seeds (93.44%), others crops (92.01%), bajra (89.77%), gram (87.96%), cotton desi (84.40%), green fodder (84.40%), sugarcane (74.00%), jowar (89.94%), other pulses (41.06). In case of unirrigated holdings, the percentage of area under chemical fertilizers was maximum oil seeds (66.91%), Bajra (69.87%), gram (63.11%), other crops(59.74), wheat(48.85%), cotton desi (28.62%), and cotton American (19.74%) etc.

2.11 Use of chemical fertilizers per hectare

The consumption of chemical fertilizers per hectare under different crops is given in Table 2.11. The use of chemical fertilizers varied considerably in irrigated and unirrigated holdings. In irrigated areas, the consumption of chemical fertilizers depends on the nature of soil texture and the extent of irrigation facilities available.

Table 2.11 Use of chemical fertilizers per hectare under various crops

Sr. No.	Crops	Irrigated			Unirrigated		
		Area under chemical fertilizers (hectares)	Total quantity of fertilizers used(kgs)	Quantity per hect. in kgs	Area under chemical fertilizers (hectares)	Total quantity of fertilizers used(kgs)	Quantity per hect. in kgs
1	2	3	4	5	6	7	8
1.	Paddy	466.14	238797	512.29	0.00	0	0.00
2.	Bajra	100.50	22472	223.60	13.10	2212	168.85
3.	Maize	0.00	0	0.00	0.00	0	0.00
4.	Jowar	32.20	4467	138.73	0.00	0	0.00
5.	Wheat	580.50	243277	419.08	4.90	398	81.22
6.	Barley	0.00	0	0.00	0.00	0	0.00
7.	Sugarcane	25.05	1855	74.05	0.00	0	0.00
8.	Cotton (Desi)	6.90	2342	339.42	0.85	162	190.59
9.	Cotton(American)	75.50	24566	325.38	0.15	19	126.67
10.	Oilseeds(R&M)	122.30	23463	191.85	22.87	2466	107.83
11.	Green fodder	32.03	11642	363.47	0.00	41	0.00
12.	Other crops	78.56	13031	165.87	6.78	592	87.32
13.	Gram	6.50	588	90.46	3.85	412	107.01
14.	Other Pulses	2.80	415	148.21	0.20	22	110.00
Total		1528.98	586915	383.86	52.70	6324	120.00

It may be observed from the above table that the consumption of chemical fertilizer per hectare in irrigated areas was the highest in paddy (512.29 kgs) followed by wheat (419.08 kgs), green fodder (363.47 kgs), cotton desi (339.42 kgs), cotton american (325.38 kgs), bajra (223.60 kgs), oilseeds (R&M) (191.85 kgs), other crops(165.87), jowar (138.73 kgs), gram). It was the lowest in sugarcane (74.05 kgs).

In unirrigated areas, the consumption of fertilizer per hectare was the highest in cotton desi (190.59 kgs) followed by bajra (168.85 kgs), cotton American (126.67 kgs), oilseeds (107.83 kgs), wheat (81.22 kgs), other crops (87.32 kgs) etc. It was the lowest in other pulses(110 kgs). The overall consumption of fertilizer per hectare was 383.86 kgs in irrigated area where as it was 120.00 kgs in unirrigated area. It is inferred from the above table that 263.86 Kgs more fertilizers were used in irrigated holdings as compared to unirrigated holdings.

2.12 Operated area per permanent agricultural worker under different types of holdings

The operated area per permanent agricultural worker in various types of holdings in different zones is given in Table 2.12:-

Table 2.12 Zone-wise operated area per permanent agricultural worker in various types of holdings

Items	(Area in hectares)				
	Central	Northern	Southern	Western	Total
1	2	3	4	5	6
Totally Irrigated holdings					
(i) Area	207.42	220.10	202.90	167.00	797.42
(ii) No. of agricultural workers	171	182	156	150	659
(iii) Operated area per agricultural worker	1.21	1.21	1.30	1.11	1.21
Partly irrigated holdings					
(i) Area	13.20	22.80	14.20	17.30	67.50
(ii) No. of agricultural workers	17	19	16	23	75
(iii) Operated area per agricultural worker	0.78	1.20	0.89	0.75	0.90
Unirrigated holdings					
(i) Area	4.00	4.70	11.80	18.10	38.60
(ii) No. of agricultural workers	8	9	13	22	52
(iv) Operated area per agricultural worker	0.50	0.52	0.91	0.82	0.74
All holdings					
(i) Area	224.62	247.60	228.90	202.40	903.52
(ii) No. of agricultural workers	196	210	185	195	786
(iii) Operated area per agricultural worker	1.15	1.18	1.24	1.04	1.15

The perusal of Table 2.12 shows that the total operated area per permanent agricultural worker was 1.15 hectares. The operated area per agricultural worker in case of totally irrigated, partly irrigated and unirrigated holdings was 1.21 hectares, 0.90 hectares and 0.74 hectares, respectively. The Southern Zone claimed the largest operated area i.e. 1.24 hectares per agricultural worker where as Western Zone claimed the smallest area of 1.04 hectares.

2.13 Wages of agricultural workers

The prevalent average annual /daily wages of a permanent/casual agricultural worker in the four agro-climatic zones is shown in Table 2.13.

Table 2.13 Zone-wise wages of a permanent and casual agricultural worker

Sr. No.	Zone	Wages paid (In ₹)	
		Annually (**) (Permanent)	Daily (*) (Casual)
1	2	3	4
1	Central	67745	500
2	Northern	83988	550
3	Southern	73976	550
4	Western	78861	550
	Average	76143	538

* Exclusive of meal, tea, tobacco charges etc.

** Inclusive of meals, tea, tobacco charges etc.

The data given in Table 2.13 shows that the average daily wages paid to an agricultural worker (casual/hired) excluding daily perks like meals, tea and tobacco for all four zones taken together were (₹ 538). The daily wages paid to the agricultural worker was the highest (₹550) in Three Zone and the lowest (₹ 500) in Central Zone. Total wages paid to a permanent worker for various agricultural operations worked out to ₹ 76143 annually. Besides, this permanent worker was also given meals, tea, tobacco etc. The wages system must be unique in all zones of the State.

2.14 Operated area per plough under various types of holdings

The operated area per plough (Bullocks, Camels and Tractors) under different types of holdings based on irrigation facilities in different zones is given Table 2.14.

Table 2.14 Zone-wise operated area per plough under different types of holdings (Bullocks, Camels and Tractors)

Items	(Area in hectares)				
	Central	Northern	Southern	Western	Total
1	2	3	4	5	6
Totally Irrigated holdings					
(i) Area	207.42	220.10	202.90	167.00	797.42
(ii) No. of plough	179	194	0	162	535
(iii) Operated area per plough	1.16	1.13	0.00	1.03	1.49
Partly irrigated holdings					
(i) Area	13.20	22.80	14.20	17.30	67.50
(ii) No. of plough	7	8	0	9	24
(iii) Operated area per plough	1.89	2.85	0.00	1.92	2.81
Unirrigated holdings					
(i) Area	4.00	4.70	11.80	18.10	38.60
(ii) No. of plough	8	6	0	11	25
(iii) Operated area per plough	0.50	0.78	0.00	1.65	1.54
All holdings					
(i) Area	224.62	247.60	228.20	202.40	903.52
(ii) No. of plough	198	223	0	169	590
(iii) Operated area per plough	1.13	1.11	0.00	1.20	1.53

Note: - One Tractor = 8 Pair of Bullocks
One Camel = 1 Pair of Bullocks

It is revealed from the above table that the operated area per plough taking into account both animal and tractor power worked out to be 1.53 hectares. The operated area per plough in case of totally irrigated, partly irrigated and unirrigated holdings was 1.49, 2.81 and 1.54 hectares, respectively. The area per plough in western Zone was found to be maximum (1.20 hectares) whereas it was minimum (1.11 hectares) in Northern Zone. It was nil in Southern Zone .

2.15 Maintenance cost per pair of bullocks

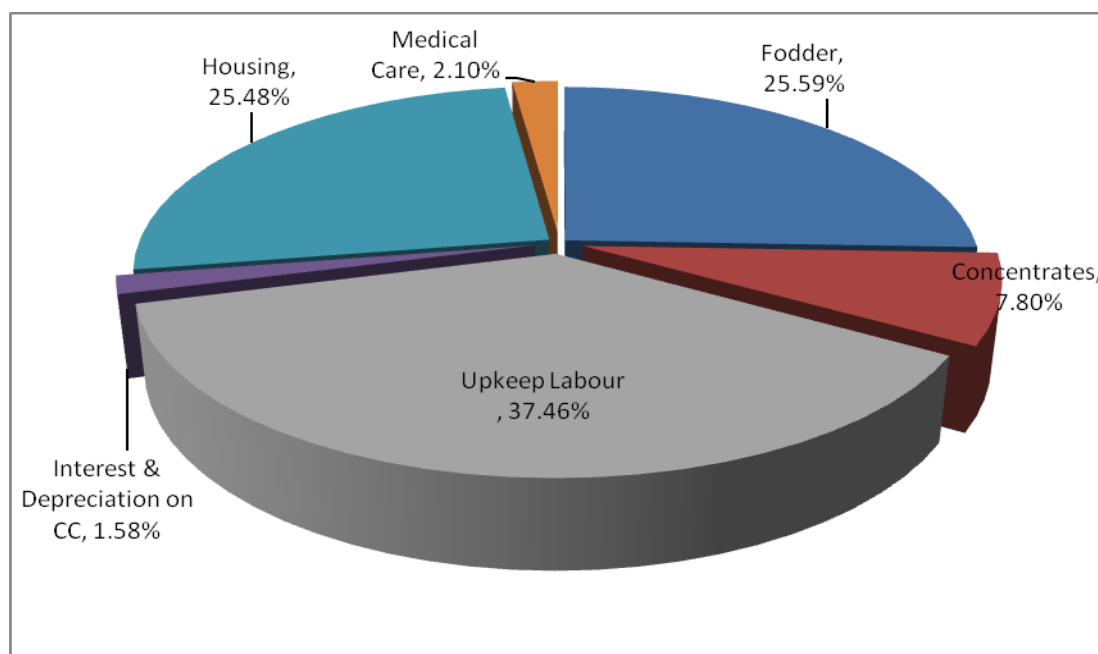
The break -up of maintenance cost per pair of bullocks are shown in table 2.15.

Table 2.15 Zone-wise break up of annual maintenance cost per pair of bullocks.

		(In ₹)				
Sr.No.	Items	Central	Northern	Southern	Western	Overall average
1	2	3	4	5	6	7
1	Fodder	18899 (25.84)	16845 (24.11)	0	18671 (26.82)	18138 (25.59)
2	Concentrates	5355 (7.32)	5831 (8.34)	0	5377 (7.72)	5521 (7.80)
3.	Upkeep labour	29245 (39.98)	25643 (36.70)	0	24846 (35.69)	26578 (37.46)
4.	Interest & depreciation on capital cost	1041 (1.42)	1301 (1.86)	0	1015 (1.46)	1119 (1.58)
5.	Housing (Cattle shed)	16876 (23.07)	18842 (26.96)	0	18382 (26.41)	18033 (25.48)
6.	Medical care & miscellaneous	1728 (2.36)	1415 (2.02)	0	1322 (1.90)	1488 (2.10)
	Total	73144 (100.00)	69877 (100.00)	0	69613 (100.00)	70878 (100.00)

Note:- Figures in brackets show the percentages to the total cost.

It may be observed from above Table 2.15 that the expenditure on housing (cattle shed) and medical care & miscellaneous was 25.48% and 2.10% of the total maintenance cost, respectively. The average maintenance cost per pair of bullocks was ₹ 70878. The expenditure on fodder and concentrates taken together formed 33.39% of the total maintenance cost. The percentage of upkeep labour and interest on capital investment on bullocks was 37.46 and 1.58, respectively. The total maintenance was found to be maximum of ₹ 73144 in Central Zone and minimum of ₹ 69613 in Western Zone as against nil in Southern Zone due to non-availability of the draught animals.



CHAPTER-III

ECONOMIC ANALYSIS OF SELECTED HOLDINGS

3.0 General

In the present chapter, efforts have been made to present an overall analysis of input and output per hectare of area of the selected holdings. The profit and loss per hectare of area held and cropped by the cultivators under irrigated and unirrigated holdings have been studied and worked out separately.

3.1 Gross income

Gross income is the total value of all the farm holdings' production whether it is consumed at home, stocked for sale, future use, sold in the market, paid in kind as wages to farm labourers or disposed off in any other way. It consists of the cash value of the production actually sold and the value of the remaining produce estimated at harvest prices prevalent in the village. Crop-wise average gross return per hectare under irrigated and unirrigated holdings has been worked out for each zone separately. The crop-wise and zone-wise average gross income under irrigated and unirrigated holdings have been shown in Tables 3.1(a) and 3.1(b), respectively.

Table 3.1 (a) Zone-wise average gross income per hectare from different crops in irrigated holdings

		(In ₹)				
Sr.No.	Crops	Central	Northern	Southern	Western	Overall average
1	2	3	4	5	6	7
1.	Paddy	223723	442460	42078	53253	190379
2.	Wheat (Grain)	69286	89845	70833	70543	75127
3.	Wheat (Bhusa)	44512	44576	21843	30512	35361
4.	Barley (Grain)	0	0	0	0	0
5.	Barley (Bhusa)	0	0	0	0	0
6.	Bajra (Grain)	36852	17451	16821	20518	22911
7.	Maize (Grain)	0	0	0	0	0
8.	Jowar (grain)	0	0	0	0	0
9.	Gram (Grain)	30845	0	88452	338453	152583
10.	Gram (Bhusa)	20256	0	33446	30542	28081
11.	Other pulses (Grain)	0	0	55978	48621	52300
12.	Cotton (Desi)	186675	0	0	0	186675
13.	Cotton (American)	42854	0	69747	41576	51932
14.	Sugarcane	400678	148510	35527	115840	175139
15.	Oilseeds(R & M)	56682	54985	85900	69559	66782
16.	Green fodder	47869	90966	15648	44253	49684
17.	Stalks of Paddy, Jowar, Bajra, Maize & sugarcane	5588	4694	8072	10843	7299
18.	Other crops	124751	45900	140554	280661	147967

Table 3.1 (b) Zone-wise average gross income per hectare from different crops in unirrigated holdings

		(In ₹)				
Sr.No.	Crops	Central	Northern	Southern	Western	Overall average
1	2	3	4	5	6	7
1.	Paddy	0	0	0	0	0
2.	Wheat (Grain)	50845	55023	16875	35945	39672
3.	Wheat (Bhusa)	28573	14598	7206	20045	17606
4.	Barley (Grain)	0	0	0	0	0
5.	Barley (Bhusa)	0	0	0	0	0
6.	Bajra (Grain)	2412	1805	3285	17945	6362
7.	Maize (Grain)	0	0	0	0	0
8.	Jowar (Grain Fodder)	0	0	0	0	0
9.	Gram (Grain)	0	0	29866	0	29866
10.	Gram (Bhusa)	0	0	7815	0	7815
11.	Other pulses (Grain)	0	0	0	25094	25094
12.	Cotton (Desi)	0	0	44521	58125	51323
13.	Cotton (American)	0	0	0	59155	59155
14.	Sugarcane	0	0	0	0	0
15.	Oilseeds (Rape & Mustard)	45044	13012	65243	41853	41288
16.	Green fodder	32845	46545	43265	0	40885
17.	Stalks of Jowar, Bajra, Maize & sugarcane	0	0	0	0	0
18.	Other crops	0	36018	43544	32645	37402

It may be seen from Tables 3.1(a) and 3.1(b) that the gross return per hectare of major crops of irrigated holdings has an edge over the gross income of unirrigated holdings. The gross return per hectare of paddy, wheat, bajra, gram, other pulses, cotton (desi), cotton(american), sugarcane, oilseeds, green fodder, Stalks, and other crops in irrigated holdings was found to be ₹190379, ₹75127, ₹22911, ₹152583, ₹52300, ₹186675, ₹513592, ₹175139, ₹66782, ₹49684, ₹7299, and ₹147967 respectively. In case of unirrigated holdings, the gross return per hectare of wheat, bajra, gram, other pulses, cotton (desi), cotton(american), oilseeds, and other crops was worked out as ₹39672, ₹6362, ₹29866, ₹7815, ₹25094, ₹51323, ₹59155, ₹41288, and ₹37402 respectively.

The group-wise gross income, expenditure and net income per hectare of peasant proprietorship and peasant proprietorship -cum-tenancy under irrigated and unirrigated holdings have been presented in Table 3.1 (c).

The figures indicated in Table 3.1(c) show that gross income per hectare under peasant proprietorship was the highest (₹170642) in the size group of below 2.0 hectares in the irrigated holdings whereas it was minimum (₹99525) in the size group of 7.5-10 hectares. In case of unirrigated holdings, the maximum gross income (₹ 120815) was recorded in the size group of below 2.0 hectares whereas it was minimum (₹ 56341) in the size group of 7.5-10 hectares.

Table 3.1(C) Group-wise gross income, expenditure and net income per hectare of peasant proprietorship and peasant proprietorship-cum-tenancy under irrigated and unirrigated holdings.

Size group of holdings (hectares)	(In ₹)					
	Peasant proprietorship			Peasant proprietorship-cum-tenancy		
	Gross Income	Expenditure	Net Income	Gross Income	Expenditure	Net Income
1	2	3	4	5	6	7
Irrigated						
Below 2.0	160642	43856	116786	120815	27429	93386
2.0-4.0	132025	32255	99770	102140	26412	65728
4.0-7.5	116817	28244	88573	72368	23121	49247
7.5-10.0	99525	21556	77969	46341	22745	23596
10.0 & above	128130	25736	102394	91412	41825	59587
Average	127427	30329	97098	88615	28306	58309
Unirrigated						
Below 2.0	75923	13383	63540	0	0	0
2.0-4.0	54285	12542	41743	0	0	0
4.0-7.5	45390	8866	36524	0	0	0
7.5-10.0	33126	3992	29134	0	0	0
10.0 & above	45188	7926	37262	0	0	0
Average	50982	9341	41541	0	0	0
Overall average	89205	19836	69370	88615	28306	58309

The gross income per hectare in irrigated holdings under peasant proprietorship-cum-tenancy holdings recorded the highest (₹160642) in the size group of below 2.0 hectares whereas it was found to be the lowest (₹ 46341) in the size group of 7.5-10.0 hectares.

The peasant proprietorship and peasant proprietorship-cum-tenancy for irrigated holdings incurred an expenditure per hectare of ₹30329 and ₹28306, respectively. The corresponding figure for unirrigated peasant proprietorship holdings was worked out to be ₹9342 and there is no unirrigated holdings under peasant proprietorship-cum-tenancy. Under peasant proprietorship, the overall average gross income, expenditure and net income per hectare worked out to be ₹89205, ₹19836 and ₹69390 and under peasant proprietorship-cum-tenancy, there were ₹88615, ₹28306 and ₹ 58309, respectively.

3.2 Input-output analysis of the holdings

The main objective of this study is to find out the input-output ratio under two types of land tenure systems. Before assessing the gross income, expenditure and net income per hectare from cultivation on the sampled holdings, it is worthwhile to explain about the land tenure systems namely peasant proprietorship and peasant proprietorship-cum-tenancy prevalent in the state.

(A) Peasant Proprietorship

A peasant proprietor possesses the right of ownership. He has the right to sell, transfer it by gift, mortgage or pass it to descendants. He cultivates the land with his own family members. The cost of cultivation under this system includes manual labour (excluding imputed value of wages of family workers and exchange labour), bullocks power (excluding imputed value of bullocks, upkeep labour by family workers), seeds, farm yard manure, chemical fertilizers, irrigation

charges (including tube well electricity bills, canal water charges, repair of tube well etc), implements and machinery, interest on capital investment (excluding depreciation on capital investment), payments made to artisans, cost of spray of insecticides/pesticides etc and miscellaneous costs (cost of bunding, fencing and land leveling etc). The rental value of owned land has been excluded from this cost.

(B) Peasant proprietorship-cum-tenancy

A peasant proprietor-cum-tenant acquires some additional land on rent/batai in addition to his own land to supplement his income. The terms and conditions of rent lease i.e. cash or kind depend on local conditions and urgency of his requirements. He is assisted by his family members and hired labour in agricultural operations. The cost of cultivation under this system includes manual labour (excluding imputed value of wages of family workers and exchange labour), bullocks labour (excluding imputed value of upkeep labour), seeds, farm yard manure, chemical fertilizers, irrigation charges (tube well electricity bills, canal water charges and repairs etc.), implements and machinery, interest on capital investment, payments made to artisans, cost of spray of insecticides/pesticides etc. and miscellaneous costs (cost of bunding, fencing and land leveling etc.) and rental value of leased in land.

The gross income, expenditure and net income per hectare (zone-wise) under peasant proprietorship and peasant proprietorship-cum-tenancy system have been calculated separately for irrigated and unirrigated areas are shown in Table 3.2.

Table 3.2 Zone-wise net income per hectare of peasant proprietorship and peasant proprietorship-cum-tenancy under irrigated and unirrigated holdings separately

Zone	(In ₹)					
	Peasant proprietorship			Peasant proprietorship-cum-tenancy		
	Gross Income	Expenditure	Net Income	Gross Income	Expenditure	Net Income
1	2	3	4	5	6	7
Irrigated						
Central	127128	30602	96526	87316	28458	58858
Northern	155309	45406	109903	96423	31649	64774
Southern	105228	22106	83122	76418	24646	51772
Western	122046	23202	98844	86304	28469	57835
Average	127427	30329	97098	88615	28306	58209
Unirrigated						
Central	49260	9887	39373	0	0	0
Northern	56942	10896	46046	0	0	0
Southern	45754	7789	37965	0	0	0
Western	51974	8795	43178	0	0	0
Average	50982	9341	41641	0	0	0
Overall average	89205	19836	69370	88615	28306	58309

It is observed from the above table that overall average gross income, expenditure and net income per hectare for irrigated and unirrigated areas taken together for holdings under peasant proprietorship worked out to be ₹89205, ₹19836 and ₹69370, respectively whereas for irrigated holdings under peasant proprietorship-cum tenancy, there were worked out to be ₹88615, ₹28306 and ₹58309, respectively. The table further shows that gross income per hectare in irrigated areas under peasant proprietorship system was highest (₹145309) in Northern Zone whereas the lowest

income (₹ 115228) was recorded in Western Zone. In case of irrigated holdings under peasant proprietorship-cum-tenancy system, the highest per hectare gross income (₹96423) was observed in Northern Zone whereas it was the lowest of ₹76418 in the Southern Zone. After comparative study between net income per hectare of peasant proprietorship & peasant-proprietorship-cum-tenant under irrigated and unirrigated holdings, it is concluding that net income per hectare of peasant proprietorship-cum-tenancy was ₹11061 more than the net income of peasant proprietorship.

3.3 Comparative position of net income under two types of land tenure systems

The group wise and zone-wise data regarding net income per hectare under peasant proprietorship and peasant-proprietorship-cum-tenant system of holdings has been worked out in table 3.3.

Table 3.3 Group-wise and zone-wise net income per hectare according to peasant proprietorship and peasant proprietorship-cum-tenancy system

Size Group of holding (hectares)	(In ₹)	
	Peasant proprietorship	Peasant proprietorship -cum-tenant
A- Group wise		
Irrigated		
Below 2.0	116786	93386
2.0-4.0	99770	75728
4.0-7.5	88573	49247
7.5-10.0	77969	23596
10 & above	102394	49587
Average	97098	58309
Unirrigated		
Below 2.0	62540	0
2.0-4.0	41743	0
4.0-7.5	36524	0
7.5-10.0	29134	0
10 & above	37262	0
Average	41641	0
Overall average	69370	58309
B- Zone wise		
Irrigated		
Central	96526	58858
Northern	109903	64774
Southern	83122	51772
Western	98844	57835
Average	97098	58309
Unirrigated		
Central	39372	0
Northern	46046	0
Southern	37965	0
Western	43178	0
Average	41641	0
Overall average	69370	58309

The inferences can be drawn from the above table that the holdings under peasant proprietorship system are more profitable than the peasant proprietorship-cum-tenancy system. The overall average net income per hectare of the operated area of a peasant proprietorship and peasant proprietorship-cum-tenancy was worked out to be ₹ 69370 and ₹ 58309, respectively for all size groups of holdings as well as for all taken together zones.

CHAPTER-IV

SUMMARY AND CONCLUSION

The report on 'Economics of Farming in Haryana' for the year 2021-22 provides a comprehensive analysis of cultivator's farm economy and highlights in depth their gross income, expenditure and net income per hectare of irrigated and unirrigated holdings. Besides, it gives the information about the extent of use of improved seeds, agricultural implements & machinery, use of chemical fertilizers, labours etc. The present report makes a detailed study of 284 selected holdings under two commonly practised systems of land tenure i.e. peasant proprietorship and peasant proprietorship-cum-tenancy. The main findings of the study are as under:-

1. The total operated area of 284 selected holdings under this study was 903.52 hectares out of which the area under peasant proprietorship and peasant proprietorship-cum-tenancy were 815.32 hectares and 88.20 hectares, respectively. The average size of holdings was 3.18 hectares.
2. Out of total 284 selected holdings, 256 holdings (90.15%) are irrigated and 7 holdings (2.46%) are unirrigated. The remaining 21 holdings (7.39%) are partly irrigated. The analysis further revealed that 90.15% of the area held under selected holdings was irrigated. The average intensity of cropping on irrigated and unirrigated areas of selected holdings worked out to be 188.45% and 219.30%, respectively. The overall intensity is worked out to 198.77%.
3. The study revealed a small difference in the cropping pattern under irrigated and unirrigated holdings. In case of irrigated holdings, the percentage of cultivated area under cereals, pulses, cash crops, green fodder and other crops was 76.11, 0.87, 15.45, 2.33 and 5.24 as against 34.00, 7.81, 44.78, 0.00 and 13.41, respectively in case of unirrigated holdings.
4. The study further indicated that all the selected holdings are found using chemical fertilizers. The average consumption of chemical fertilizers per hectare in irrigated and unirrigated area is 383.86 kgs and 120.00 kgs, respectively.
5. The total capital investment per hectare is found to be ₹ 24782 out of which 9.51% was invested on farm building, cattle sheds and drought animals and the remaining 90.49% was utilized for agricultural machinery and tube well/pumping sets.
6. The average operated area per permanent agricultural worker is 1.15 hectares. A permanent hired agricultural worker is paid @ ₹ 76143 per annum inclusive of meals, tea & tobacco charges while a casual daily wage worker is given @ ₹ 538 per day exclusive of meal, tea & tobacco charges.
7. The average yield per hectare of paddy (5103 kgs,) wheat, (4945 kgs) bajra, maize, jowar (Green Fodder), barley, gram, other pulses, oilseeds, sugarcane, cotton (desi & american) and other crops was estimated to be, , 1661 kgs,3049 kgs, 1739 kgs, 1653 kgs, 1671 kgs, 44467 kgs, 3199 kgs, 1722 kgs, 16965 kgs and 1297 kgs, respectively on irrigated land as compared to the figures of wheat 3196 kgs, bajra 1297 kgs, gram 1900 kgs, other pulses 315 kgs, oilseeds 2527 kgs, cotton desi 1477 kgs, cotton american 2513 kgs and other crops 1538 kgs, respectively on unirrigated land.

8. The gross income per hectare of different crops namely paddy, wheat, barley, bajra, maize, jowar, gram, other pulses, cotton (desi), cotton (american), sugarcane, oilseeds, green fodder, stalks and other crops was worked to be ₹190372 ₹75127, ₹35361, ₹22911, ₹152583, ₹52308, ₹186675, ₹51932, ₹175139, ₹66782, ₹49684, ₹7299 and ₹147967, respectively from irrigated holdings. In case of unirrigated holdings, the gross income per hectare of wheat, bajra, maize, gram, other pulses, cotton (desi), cotton (american), oilseeds, green fodder and other crops was worked out as ₹39672, ₹17606, ₹6362, ₹29866, ₹7815, ₹25094, ₹51323, ₹59155, ₹41288 and ₹40885, respectively.
9. The average gross income per hectare of a peasant proprietorship worked out to be ₹127428 from irrigated holdings as against ₹50983 from unirrigated holdings. The average net income per hectare is calculated at ₹97098 from irrigated holdings as compared to ₹41641 from unirrigated holdings. In case of peasant proprietorship-cum-tenancy holdings, the average gross income and net income per hectare are found to be ₹88615 and ₹58309, respectively from irrigated holdings as against nil on unirrigated holdings due to non-availability of unirrigated agriculture holding.
10. The overall average gross income per hectare from operated area under peasant proprietorship and peasant proprietorship-cum-tenancy system of holdings is ₹89205 and ₹88615, respectively.
11. The overall average expenditure per hectare incurred by the selected cultivators on farm cultivation is ₹19836 and ₹28306, under peasant proprietorship and peasant proprietorship-cum-tenancy system respectively.
12. The overall average net income per hectare from operated area worked out to be ₹69370 for peasant proprietorship whereas it is found to be ₹58309 for peasant proprietor-cum-tenancy system of holdings.

APPENDIX-I

List of Selection Holdings (2021-22)

(Area in hectares)

Zone	Distist	Holdings	Irrigited	Unirrigited	Total
1	2	3	4	5	6
Central					
	JHAJJAR				
		1 Chand pur	10.00	0.00	10.00
		2 Kalai	0.80	0.00	0.80
		3 Dhaknla	0.80	0.00	0.80
		4 Mandauthi	3.20	0.00	3.20
		5 Dharauli	1.60	0.00	1.60
		6 Majra Dhubldhan	1.60	0.00	1.60
		7 Chhara	8.00	0.00	8.00
		8 Gudda	1.20	0.00	1.20
		9 M.P. Majara	4.80	0.00	4.80
		10 khudan	1.20	0.00	1.20
		11 Hamayunpur	2.00	0.00	2.00
		12 Mhmudhpur	4.00	0.00	4.00
		13 Sashroli	2.00	0.00	2.00
		14 Bhupaniya	1.20	0.00	1.20
	JIND				
		1 Safidon	1.20	0.00	1.20
		2 Julana	4.10	0.00	4.10
		3 Khanda	6.40	0.00	6.40
		4 Khatkar	2.80	0.00	2.80
		5 Dhakal	1.20	0.00	1.20
		6 Rajpura Bhan	11.60	0.00	11.60
		7 Bhembhewa	0.60	0.00	0.60
		8 Lajwana kalan	2.10	0.00	2.10
		9 Bhana Barahmnan	1.60	0.00	1.60
		10 Manoherpur	1.30	0.00	1.30
		11 Dumarkhan Kalan	1.00	0.00	1.00
		12 Balerkha	2.00	0.00	2.00
		13 Singhpura	1.40	0.00	1.40
		14 Naguran	1.60	0.00	1.60
		15 Pillukhera	16.30	0.00	16.30
		16 Ujhana	1.00	0.00	1.00
	KAITHAL				
		1 Karora	3.80	0.00	3.80
		2 Rawanhera	1.60	0.00	1.60
		3 Dhandota	8.00	0.00	8.00
		4 Haripura	3.60	0.00	3.60

(Area in hectares

Zone	Distist	Holdings	Irrigated	Unirrigated	Total
1	2	3	4	5	6
		5 Kathwar	1.20	0.00	1.20
		6 Kheri Gulam ali	4.00	0.00	4.00
		7 Atela	1.20	0.00	1.20
		8 Kichhana	3.00	0.00	3.00
		9 Kalayat	1.60	0.00	1.60
		10 Hajwana	1.00	0.00	1.00
		11 Kheri Sheru	10.40	0.00	10.40
		12 Bhagal	2.80	0.00	2.80
		13 Pabnawa	2.40	0.00	2.40
		14 Sehrda	3.00	0.00	3.00
	ROHTAK				
		1 Bhalot	0.80	0.00	0.80
		2 Mokhra	10.00	0.00	10.00
		3 Kheri Sanpla	1.00	0.00	1.00
		4 Bhali Anandpur	3.20	0.60	3.80
		5 Lakhan Majra	1.60	0.40	2.00
		6 Dattour	2.80	1.20	4.00
		7 Lahali	2.00	0.40	2.40
		8 Madina	8.40	0.00	8.40
		9 Tittoli	1.20	0.00	1.20
		10 Makdoli	1.80	0.60	2.40
	SONIPAT				
		1 Hasanpur	1.60	0.00	1.60
		2 Mohana	3.60	0.00	3.60
		3 Jhundpur	9.60	0.00	9.60
		4 Purkhas	1.20	0.00	1.20
		5 Ishapur Kheri	10.00	0.00	10.00
		6 Ahulana	1.00	0.00	1.00
		7 Rabra	0.80	0.00	0.80
		8 Silana	1.00	0.40	1.40
		9 Chhinouli	0.80	0.40	1.20
		10 Guhna	0.92	0.00	0.92
		11 Khewra	1.40	0.00	1.40
		12 Murthal	1.20	0.00	1.20
		13 Panchi Jattan	1.00	0.00	1.00
		14 Tihar Malik	z1.2	0.00	1.20
		15 Kathura	1.40	0.00	1.40
		16 Nurankhera	3.60	0.00	3.60
		Total	218.12	4.00	223.32

(Area in hectares)					
Zone	Distist	Holdings	Irrigited	Unirrigited	Total
1	2	3	4	5	6
Northen					
	Ambala				
		1 Khuda Kalan	0.80	0.00	0.80
		2 Nabipur	1.20	0.00	1.20
		3 Landa	4.00	0.00	4.00
		4 Mardosahib	0.80	0.20	1.00
		5 Bhurewala	1.60	0.00	1.60
		6 Sohna	3.20	0.00	3.20
		7 Panjokhra	0.80	0.00	0.80
		8 Mullana	4.00	0.00	4.00
		9 Fazailpur	19.60	1.20	20.80
		10 Kesri	0.80	0.00	0.80
		11 Patvi	3.60	0.00	3.60
		12 Baragarh	2.40	0.80	3.20
	KARNAL				
		1 Butana	1.20	0.00	1.20
		2 Phoosgarh	2.80	0.00	2.80
		3 Chaura khalsa	1.60	0.00	1.60
		4 Staundi	2.40	0.00	2.40
		5 Darar	20.00	0.00	20.00
		6 Jabala	1.20	0.00	1.20
		7 Jamalpur	1.60	0.00	1.60
		8 Augondh	5.60	0.00	5.60
		9 Sanghoi	4.40	0.00	4.40
		10 Padhana	4.00	0.00	4.00
		11 Gagsina	6.40	0.00	6.40
		12 Jaisingh Pura	1.20	0.00	1.20
		13 Manjura	1.20	0.00	1.20
		14 Panaudi	1.20	0.00	1.20
		15 Gheer	2.80	0.00	2.80
		16 Ghisarpauri	1.60	0.00	1.60
	KURUKSHETRA				
		1 Mukimpura	1.80	0.00	1.80
		2 Bir Mangoli	1.20	0.00	1.20
		3 Machhrauli	0.90	0.00	0.90
		4 Aalmpur	1.60	0.00	1.60
		5 Mehra	10.80	0.00	10.80
		6 Jhansa	1.40	0.00	1.40
		7 Sonti	0.80	0.00	0.80

(Area in hectares)					
Zone	Distist	Holdings	Irrigated	Unirrigated	Total
1	2	3	4	5	6
		8 Phalsanda Rangdan	6.00	0.00	6.00
		9 Thol	7.80	0.00	7.80
		10 Tholmajra	4.00	0.00	4.00
		11 Sarsa	3.30	0.00	3.30
		12 Bir Mathana	1.60	0.00	1.60
		13 Sunheri	1.80	0.00	1.80
		14 Shadipur Ladwa	0.80	0.00	0.80
	PANCHKULA				
		1 Kiratpur	3.20	0.00	3.20
		2 Barwala	7.60	0.00	7.60
		3 Haripur	6.00	0.00	6.00
		4 Morni	0.00	0.90	0.90
		5 Chrinya	1.20	0.00	1.20
		6 Bhuri	0.00	1.60	1.60
		7 Thakha	2.00	0.00	2.00
		8 Bharouli	2.00	0.00	2.00
	PANIPAT				
		1 Hathwala	1.60	0.00	1.60
		2 Attolapur	2.40	0.00	2.40
		3 Sanoli Kalan	7.60	0.00	7.60
		4 Naya Nara	2.00	0.00	2.00
		5 Baluna	2.80	0.00	2.80
		6 Mahmuedpur	1.60	0.00	1.60
		7 Risalu	1.60	0.00	1.60
		8 Patlikalyana	2.40	0.00	2.40
		9 Tamsabad	3.60	0.00	3.60
		10 Bandh	1.60	0.00	1.60
		11 Noorpur Muglan	1.60	0.00	1.60
		12 Alawla	3.60	0.00	3.60
	YAMUNA NAGAR				
		1 Damala	2.10	0.00	2.10
		2 Rajpur	2.40	0.00	2.40
		3 Kulpur	2.20	0.00	2.20
		4 Timho	4.40	0.00	4.40
		5 Bahadurpuar	0.90	0.00	0.90
		6 Kharwan	4.80	0.00	4.80
		7 Mahmudpur	1.00	0.00	1.00
		8 Chholi	4.80	0.00	4.80
		9 Bhambholi	2.40	0.00	2.40
		10 Bahadurpuar	5.20	0.00	5.20
		11 Radauri	4.40	0.00	4.40
		12 Khandva	2.40	0.00	2.40
		13 Nijampur	4.00	0.00	4.00
		14 Milk khas	1.70	0.00	1.70
		Total	242.90	4.70	247.60

(Area in hectares)

Zone	Distist	Holdings	Irrigated	Unirrigated	Total
1	2	3	4	5	6
Southern					
FARIDABAD					
		1 Jasana	0.80	0.00	0.80
		2 Seekri	4.40	0.00	4.40
		3 Junhra	2.00	0.00	2.00
		4 Panhera Kalan	10.00	0.00	10.00
		5 Tigaon	4.00	0.00	4.00
		6 Alipur	2.00	0.00	2.00
GURUGRAM					
		1 Shajawash	0.80	0.00	0.80
		2 Jamalpur	0.60	0.20	0.80
		3 Jasat	6.00	0.00	6.00
		4 Tikli	1.60	0.00	1.60
		5 Pataudi	2.00	0.00	2.00
		6 Daboda	7.60	0.00	7.60
		7 Alipur	2.00	0.00	2.00
		8 Gadi Sadhrana	10.40	0.00	10.40
MAHENDERGARH					
		1 Khatoodra	2.20	0.00	2.20
		2 Balana	1.80	0.00	1.80
		3 Ganiyar	8.40	0.40	8.80
		4 Kakrala	1.90	0.00	1.90
		5 Khanpur	1.40	0.00	1.40
		6 Bhungaraka	1.80	0.00	1.80
		7 Shihma	10.80	0.00	10.80
		8 Satnali	1.60	0.00	1.60
		9 Bashirpur	4.00	0.00	4.00
		10 Pavera	1.20	0.00	1.20
		11 Bhiharipur	1.60	0.00	1.60
		12 Nangawas	1.80	0.00	1.80
		13 Sharpur	3.00	0.00	3.00
		14 Chanderpur	1.90	0.00	1.90
		15 Laharoda	0.90	0.00	0.90
		16 Bewal	2.40	0.00	2.40
NUH					
		1 Tai	0.80	0.40	1.20
		2 Mandarka	1.20	0.00	1.20
		3 Nangal Sahapur	0.40	0.80	1.20

(Area in hectares)					
Zone	Distist	Holdings	Irrigated	Unirrigated	Total
1	2	3	4	5	6
		4 Dohad	2.20	0.00	2.20
		5 Dhana	1.00	0.00	1.00
		6 Hasnpur sohna	3.60	0.00	3.60
		7 Bisru	10.40	0.00	10.40
		8 Papra	0.80	0.00	0.80
		9 Khedli	0.00	7.60	7.60
		10 Mohamadpurbaas	4.00	0.00	4.00
		11 Pipaka	0.80	0.00	0.80
		12 Uriyaki	2.00	0.00	2.00
		13 Odaka	1.80	0.00	1.80
		14 Sangel	4.00	2.40	6.40
	PALWAL				
		1 Meghpur	0.80	0.00	0.80
		2 Prthla.	8.00	0.00	8.00
		3 Bamni khera	2.40	0.00	2.40
		4 Jattoli	1.60	0.00	1.60
		5 Chand Hut	1.60	0.00	1.60
		6 Bhanguri	1.60	0.00	1.60
		7 Mandkol	10.00	0.00	10.00
		8 Bhoopgarh	1.60	0.00	1.60
		9 Attar chata	4.00	0.00	4.00
		10 Mandkola	1.20	0.00	1.20
		11 Likhi	2.40	0.00	2.40
		12 Misa	2.40	0.00	2.40
	REWARI				
		1 Dhhina	2.00	0.00	2.00
		2 Chouki No 2	2.60	0.00	2.60
		3 Bamr	2.00	0.00	2.00
		4 khndauda	2.80	0.00	2.80
		5 Raliyawash	3.60	0.00	3.60
		6 Gothara(Tppakhori)	2.80	0.00	2.80
		7 Kirshan Nagar	4.80	0.00	4.80
		8 Pawti	4.00	0.00	4.00
		9 Ramghar	9.00	0.00	9.00
		10 Maamdiya Ahiar	3.20	0.00	3.20
		11 Kumrogha	2.40	0.00	2.40
		12 Laghuwash Gurjar	1.60	0.00	1.60
		13 Tumna	1.60	0.00	1.60
		14 Fhathepuritppa Dhina	3.20	0.00	3.20
		Total	217.10	11.80	228.90

(Area in hectares)					
Zone	Distist	Holdings	Irrigated	Unirrigated	Total
1	2	3	4	5	6
Western					
BHIWANI					
		1 Sungarpur	2.20	2.00	4.20
		2 Jhanjhra Hasanpur	1.20	0.00	1.20
		3 Jita kheri	5.30	2.10	7.40
		4 Sadwa	0.00	2.40	2.40
		5 Kitlana	3.20	0.00	3.20
		6 Ghanghala	1.40	1.40	2.80
		7 Bahal	2.80	0.00	2.80
		8 Tosham	6.40	3.60	10.00
		9 Dinod	0.00	1.60	1.60
		10 Budheri	1.20	0.00	1.20
		11 Jatu lohari	1.20	0.00	1.20
		12 Kairu	0.00	2.20	2.20
		13 Barwa	1.70	0.00	1.70
		14 Gignow	1.60	0.00	1.60
CHARKHI DADRI					
		1 Hindol	0.40	0.00	0.40
		2 Nandha	2.80	0.00	2.80
		3 Mahrana	1.60	0.00	1.60
		4 Balali	1.80	0.00	1.80
		5 Sanwar	1.20	0.80	2.00
		6 Ram nagar	1.80	0.00	1.80
		7 Hui	14.00	0.00	14.00
		8 Jhojhu khurad	7.60	0.00	7.60
FATEHABAD					
		1 Meyond kalan	1.80	0.00	1.80
		2 Chindar	2.00	0.00	2.00
		3 Chimmo	4.00	0.00	4.00
		4 Haroli	1.40	0.00	1.40
		5 Baijalpur	1.80	0.00	1.80
		6 Pili Mandori	0.80	0.00	0.80
		7 Saniyana	4.00	0.00	4.00
		8 Nagpur	1.40	0.00	1.40
		9 Choubara	0.60	0.00	0.60

(Area in hectares)					
Zone	Distist	Holdings	Irrigated	Unirrigated	Total
1	2	3	4	5	6
		10 Bhauda haushnak	1.60	0.00	1.60
		11 Shekhupur Dhdauli	3.20	0.00	3.20
		12 Diwana	13.20	0.00	13.20
		13 Ratan Garh	4.80	0.00	4.80
		14 Jamalpur Sekha	7.60	0.00	7.60
	HISAR				
		1 Siswal	2.40	0.00	2.40
		2 Sorkhi	5.60	0.00	5.60
		3 Bichpari	1.80	0.00	1.80
		4 Gaddi	1.80	0.00	1.80
		5 Rakhi khash	1.90	0.00	1.90
		6 Data	1.80	0.00	1.80
		7 Sarsod	1.40	0.00	1.40
		8 Pabra	2.40	0.00	2.40
		9 Landhri	1.60	0.00	1.60
		10 Ghirai	2.80	0.00	2.80
		11 Narnaund	0.00	1.60	1.60
		12 Rawalwas khurd	3.00	0.00	3.00
		13 Bhiwani Khera	1.20	0.00	1.20
		14 Bithmra	1.60	0.00	1.60
		15 Sarangpur	10.40	0.00	10.40
		16 Kabrel	0.80	0.40	1.20
		17 Sikarpur	1.20	0.00	1.20
		18 Khrar	7.20	0.00	7.20
	SIRSA				
		1 Jhorarrohi	6.00	0.00	6.00
		2 Umedpura	0.80	0.00	0.80
		3 Alikan	3.20	0.00	3.20
		4 Jalalana	1.60	0.00	1.60
		5 Abholi	1.00	0.00	1.00
		6 Panihari	1.40	0.00	1.40
		7 Jamal	1.20	0.00	1.20
		8 Bhavdeen	0.80	0.00	0.80
		9 Ding	2.00	0.00	2.00
		10 Shauwala-1	0.80	0.00	0.80
		11 Odhan	2.80	0.00	2.80
		12 Ottu	1.40	0.00	1.40
		13 Sawant Khera	1.60	0.00	1.60
		14 Mallekan	3.20	0.00	3.20
		Total	184.30	18.10	202.40

APPENDIX- II- A

Cropped area, yield and its value of crops sown on Irrigated Land (Kharif) 2021-22

(Area in hect., Yield in Qtls., Value in ₹.)

Zone	District	Holdings	Bajra	Cotton (American)	Cotton (Desi)	Green Fodder	Jawar	Maize	Oilseeds (Rape & Mustard)	Other Crops	Other Pulses	Paddy	Stalks	
Central	Jhajjar	Kalaui	0.00 0 0	0.00 0 0	0.00 0 0	0.00 0 0	0.00 0 0	0.00 0 0	0.0 0 0	0.0 0 0	0.0 0 0	0.8 35 116000	0.0 0 0	
		Mahmudpur	2.80 110 188400	0.00 0 0	0.00 0 0	0.40 300 42000	0.40 0 0	0.00 0 0	0.0 0 0	0.0 0 0	0.8 5 7000	0.0 0 0	0.0 0 0	0.0 0 500
		Guda	1.20 13 27300	0.00 0 0	0.00 0 0	0.00 0 0	0.00 0 0	0.00 0 0	0.00 0 0	0.0 0 0	0.0 0 0	0.0 0 0	0.0 0 0	0.0 0 300
		Dhaknla	0.80 15 56730	0.00 0 0	0.00 0 0	0.00 0 0	0.00 0 0	0.00 0 0	0.00 0 0	0.0 0 0	0.00 0 0	0.0 0 0	0.0 0 0	0.0 0 1950
		Majara D	1.20 14 28320	0.00 0 0	0.00 0 0	0.40 285 45000	0.00 0 0	0.00 0 0	0.00 0 0	0.0 0 0	0.0 0 0	0.0 0 0	0.0 0 0	0.0 0 12060
		Hamayupur	1.60 15 30040	0.00 0 0	0.00 0 0	0.40 200 46500	0.00 0 0	0.00 0 0	0.00 0 0	0.0 0 0	0.0 0 0	0.0 0 0	0.0 0 0	0.0 0 15750
		Mandothi	0.00 0 0	0.00 0 0	0.00 0 0	0.00 0 0	0.00 0 0	0.00 0 0	0.00 0 0	0.0 0 0	0.0 0 0	0.0 0 0	3.2 135 475100	0.0 0 12000
		Dharauli	0.00 0 0	0.00 0 0	0.00 0 0	0.00 0 0	0.40 0 0	0.00 0 0	0.00 0 0	0.0 0 0	1.60 25 162500	0.0 0 0	0.0 0 0	0.0 0 0
		Khudda	0.80 10 55055	0.00 0 0	0.00 0 0	0.40 295 41800	0.00 0 0	0.00 0 0	0.00 0 0	0.0 0 0	0.0 0 0	0.0 0 0	0.0 0 0	0.0 0 7654

			Bajra	Cotton (American)	Cotton (Desi)	Green Fodder	Jawar	Maize	Oilseeds (Rape & Mustard)	Other Crops	Other Pulses	Paddy	Stalks	
Central	Jhajjar	M P Majara	1.00 15 52065	0.00 0 0	0.00 0 0	0.80 180 42300	0.00 0 0	0.00 0 0	0.00 0 0	0.00 0 0	0.00 0 0	3.00 166 655210	0.00 0 20500	
		Chhara	1.20 15 39960	0.00 0 0	0.00 0 0	0.00 0 0	0.00 0 0	0.00 0 0	0.00 0 0	0.00 0 0	0.00 0 0	0.00 0 0	0.00 0 6750	
		Chandpur	8.00 215 600055	0.00 0 0	0.00 0 0	0.00 0 0	0.00 0 0	0.00 0 0	0.00 0 0	0.80 11 18520	1.20 18 76000	0.00 0 0	0.00 0 0	0.00 0 44800
		Sashroli	0.00 0 0	0.00 0 0	0.00 0 0	0.00 0 0	0.00 0 0	0.00 0 0	0.00 0 0	0.80 15 20020	1.20 14 57650	0.00 0 0	0.00 0 0	0.00 0 0
		Bhupaniya	0.00 0 0	0.00 0 0	0.00 0 0	0.00 0 0	0.00 0 0	0.00 0 0	0.00 0 0	0.00 0 0	1.20 17 73520	0.00 0 0	0.00 0 0	0.00 0 0
		Jind	Manoharpur	0.00 0 0	0.00 0 0	0.00 0 0	0.30 65 15050	0.00 0 0	0.00 0 0	0.00 0 0	0.00 0 0	0.00 0 0	0.00 0 0	1.00 45 152038
	Ujhana	0.00 0 0	0.00 0 0	0.00 0 0	0.00 0 0	0.10 38 7536	0.00 0 0	0.00 0 0	0.00 0 0	0.00 0 0	0.00 0 0	0.90 47 150577	0.00 0 4500	
	Doomarkhakalan	0.00 0 0	0.00 0 0	0.00 0 0	0.10 66 13315	0.00 0 0	0.00 0 0	0.00 0 0	0.00 0 0	0.00 0 0	0.00 0 0	0.90 42 42360	0.00 0 0	
	Dakal	0.00 0 0	0.00 0 0	0.00 0 0	0.00 0 0	0.00 0 0	0.00 0 0	0.00 0 0	0.00 0 0	0.00 0 0	0.00 0 0	1.20 65 149335	0.00 0 4500	
	Singapura	0.00 0 0	0.00 0 0	0.00 0 0	0.00 0 0	0.00 0 0	0.00 0 0	0.00 0 0	0.00 0 0	0.00 0 0	0.00 0 0	1.40 64 220530	0.00 0 5600	
	Naguran	0.00 0 0	0.00 0 0	0.00 0 0	0.20 76 36250	0.00 0 0	0.00 0 0	0.00 0 0	0.00 0 0	0.00 0 0	0.00 0 0	1.40 76 203505	0.00 0 12200	
	Safidon	0.00 0 0	0.00 0 0	0.00 0 0	0.20 180 18920	0.00 0 0	0.00 0 0	0.00 0 0	0.00 0 0	0.00 0 0	0.00 0 0	1.00 38 115450	0.00 0 3000	
Khatkhar	0.00 0 0	0.00 0 0	2.80 65 135820	0.00 0 0	0.00 0 0	0.00 0 0	0.00 0 0	0.00 0 0	0.00 0 0	0.00 0 0	0.00 0 0	0.00 0 0		

			Bajra	Cotton (American)	Cotton (Desi)	Green Fodder	Jawar	Maize	Oilseeds (Rape & Mustard)	Other Crops	Other Pulses	Paddy	Stalks
	Jind	Lajwana	0.0 0 0	0.0 0 0	0.0 00 0	0.1 55 18520	0.0 0 0	0.0 0 0	0.0 0 0	0.0 0 0	0.0 0 0	2.0 250 703040	0.0 0 2000
		Julana	0.0 0 0	0.0 0 0	4.0 96 580200	0.1 45 18520	0.0 0 0	0.0 0 0	0.0 0 0	0.0 0 0	0.0 0 0	0.0 0 0	0.0 0 0
		Khanda	0.0 0 0	0.0 0 0	0.8 20 60560	0.4 88 37200	0.0 0 0	0.0 0 0	0.0 0 0	0.0 0 0	0.0 0 0	0.0 320 183040	0.0 0 0
		Rajpura	0.0 0 0	0.0 0 0	0.0 0 0	1.4 352 55320	0.4 0 65000	0.0 0 0	0.0 0 0	0.0 0 0	0.0 0 0	0.0 310 185536	8.8 0 25200
		Pillu Khrera	0.0 0 0	1.4 39 1865232	0.0 0 0	0.3 77 38045	0.0 0 0	0.0 0 0	0.0 0 0	5.0 361 150362	0.0 0 0	0.0 375 956230	8.0 0 26630
		Bhambhewa	0.0 0 0	0.0 0 0	0.0 0 0	0.0 0 0	0.0 0 0	0.0 0 0	0.0 0 0	0.0 0 0	0.0 0 0	0.0 42 68200	0.60 0 2080
		Blerkha	0.0 0 0	0.0 0 0	0.0 0 0	0.0 0 0	0.0 0 0	0.0 0 0	0.0 0 0	0.0 0 0	0.0 0 0	0.0 165 450300	2.0 0 8950
		Bhana Brahmna	0.0 0 0	0.0 0 0	1.6 305 43520	0.0 0 0	0.0 0 0	0.0 0 0	0.0 0 0	0.0 0 0	0.0 0 0	0.0 0 0	0.0 0 0
		Central	Kaithal	Sehrda	0.0 0 0	0.0 0 0	0.0 0 0	0.2 55 28762	0.0 0 0	0.0 0 0	0.0 0 0	0.0 0 0	0.0 0 0
Kathwar	0.0 0 0			0.0 0 0	0.0 0 0	1.2 315 65255	0.0 0 0	0.0 0 0	0.0 0 0	0.0 0 0	0.0 0 0	0.0 0 0	0.0 0 0
Rawanhera	0.0 0 0			0.0 0 0	0.0 0 0	0.2 0 22800	0.00 0 0	0.0 0 0	0.0 0 0	0.0 0 0	0.0 0 0	1.4 48 141052	0.0 0 4252

			Bajra	Cotton (American)	Cotton (Desi)	Green Fodder	Jawar	Maize	Oilseeds (Rape & Mustard)	Other Crops	Other Pulses	Paddy	Stalks	
Central	Kaithal	Atela	0.00	0.00	0.00	0.20	0.00	0.00	0.00	0.00	0.00	1.00	0.00	
			0	0	0	152	0	0	0	0	0	41	0	
			0	0	0	22050	0	0	0	0	0	145000	0	
		Bhagal	0.00	0.00	0.00	0.40	0.00	0.00	0.00	0.00	0.00	0.00	2.40	0.00
			0	0	0	255	0	0	0	0	0	82	0	
			0	0	0	41520	0	0	0	0	0	205000	5600	
		Kalayati	0.00	0.00	0.00	0.00	0.20	0.00	0.00	0.00	0.00	0.00	1.40	0.00
			0	0	0	0	67	0	0	0	0	47	0	
			0	0	0	0	20300	0	0	0	0	160564	5500	
		Krora	0.00	0.00	0.00	0.20	0.00	0.00	0.00	0.00	0.00	0.00	3.60	0.00
			0	0	0	110	0	0	0	0	0	166	0	
			0	0	0	25000	0	0	0	0	0	255890	7500	
Pabnawa	0.00	0.00	0.00	0.20	0.00	0.00	0.00	0.00	0.00	0.00	2.20	0.00		
	0	0	0	120	0	0	0	0	0	121	0			
	0	0	0	26750	0	0	0	0	0	280156	11200			
Hajwana	0.00	0.00	0.00	0.20	0.00	0.00	0.00	0.00	0.00	0.00	1.60	0.00		
	0	0	0	52	0	0	0	0	0	47	0			
	0	0	0	29600	0	0	0	0	0	132500	7700			
Kichchhana	0.00	0.00	0.00	0.20	0.00	0.00	0.00	0.00	0.00	0.00	2.80	0.00		
	0	0	0	61	0	0	0	0	0	125	0			
	0	0	0	22600	0	0	0	0	0	286770	0			
Haripura	0.00	0.00	0.40	0.00	0.00	0.00	0.00	0.00	0.00	0.00	3.20	0.00		
	0	0	256	0	0	0	0	0	0	0	185	0		
	0	0	39200	0	0	0	0	0	0	0	385500	12000		
Kheri Gulam Ali	0.00	0.00	0.00	0.40	0.00	0.00	0.00	0.00	0.00	0.00	3.60	0.00		
	0	0	0	285	0	0	0	0	0	0	155	0		
	0	0	0	47200	0	0	0	0	0	0	405500	13050		
Dhandota	0.00	0.00	0.00	0.00	0.40	0.00	0.00	0.00	0.00	0.00	7.60	0.00		
	0	0	0	0	72	0	0	0	0	0	388	0		
	0	0	0	0	31652	0	0	0	0	0	682522	12500		
Kheri Sheru	0.00	0.00	0.00	0.00	0.40	0.00	0.00	0.00	0.00	0.00	10.00	0.00		
	0	0	0	0	305	0	0	0	0	0	621	0		
	0	0	0	0	48900	0	0	0	0	0	1268845	156000		

			Bajra	Cotton (American)	Cotton (Desi)	Green Fodder	Jawar	Maize	Oilseeds (Rape & Mustard)	Other Crops	Other Pulses	Paddy	Stalks		
Central	Rohtak	Kheri Sampla	0.00 0 0	0.00 0 0	0.00 0 0	1.00 312 62500	0.00 0 0	0.00 0 0	0.00 0 0	0.00 0 0	0.00 0 0	0.00 0 0	0.00 0 0		
		Titoli	0.00 0 0	0.00 0 0	0.80 25 55620	0.40 289 45600	0.00 0 0	0.00 0 0	0.00 0 0	0.00 0 0	0.00 0 0	0.00 0 0	0.00 0 0		
		Bhalot	0.00 0 0	0.00 0 0	0.00 0 0	0.00 0 0	0.00 0 0	0.00 0 0	0.00 0 0	0.00 0 0	0.40 26 49560	0.00 0 0	0.00 0 0	0.00 0 0	
		Lakhan Majra	0.00 0 0	0.00 0 0	0.00 0 0	0.40 306 48950	0.00 0 0	0.00 0 0	0.00 0 0	0.00 0 0	0.40 20 56700	0.00 0 0	0.80 81 330600	0.00 0 11700	
		Makdoli	0.00 0 0	0.00 0 0	0.00 0 0	0.40 310 45600	0.00 0 0	0.00 0 0	0.00 0 0	0.00 0 0	0.00 0 0	0.00 0 0	1.40 75 245600	0.00 0 13400	
		Lahali	0.00 0 0	0.00 0 0	0.00 0 0	0.00 0 0	0.00 0 0	0.00 0 0	0.00 0 0	0.00 0 0	0.00 0 0	0.00 0 0	2.00 110 480600	0.00 0 6200	
		Bhali Anandpur	0.00 0 0	0.00 0 0	0.00 0 0	0.00 0 0	0.00 0 0	0.00 0 0	0.00 0 0	0.00 0 0	0.00 0 0	0.00 0 0	3.20 166 627500	0.00 0 13300	
		Dattour	0.00 0 0	0.20 10 255600	0.00 0 0	1.00 549 62500	0.00 0 0	0.00 0 0	0.00 0 0	0.00 0 0	0.00 0 0	0.00 0 0	1.60 125 365400	0.00 0 5000	
		Madina	0.00 0 0	0.00 0 0	0.00 0 0	2.00 352 61500	0.00 0 0	0.00 0 0	2.40 26 156000	0.00 0 0	0.00 0 0	0.00 0 0	4.00 135 436600	0.00 0 13000	
		Mokhara	0.00 0 0	0.00 0 0	0.00 0 0	4.80 644 130560	0.00 0 0	0.00 0 0	0.00 0 0	0.00 0 0	0.00 0 0	0.00 0 0	5.20 288 857600	0.00 0 29500	
		Central	Sonipat	Rabra	0.00 0 0	0.00 0 0	0.00 0 0	0.00 0 0	0.00 0 0	0.00 0 0	0.00 0 0	0.00 0 0	0.00 0 0	0.80 39 137000	0.00 0 11200

		Bajra	Cotton (American)	Cotton (Desi)	Green Fodder	Jawar	Maize	Oilseeds (Rape & Mustard)	Other Crops	Other Pulses	Paddy	Stalks		
Central	Sonipat	Panchi Jattan	0.00 0 0	0.00 0 0	0.00 0 0	0.60 266 52600	0.00 0 0	0.00 0 0	0.00 0 0	0.40 21 51600	0.00 0 0	0.00 0 0	0.00 0 0	
		Guhna	0.0 0 0	0.00 0 0	0.92 25 516900	0.00 0 0	0.00 0 0	0.00 0 0	0.00 0 0	0.00 0 0	0.00 0 0	0.00 0 0	0.00 0 0	
		Ahulana	0.00 0 0	0.00 0 0	0.00 0 0	0.00 0 0	0.00 0 0	0.00 0 0	0.00 0 0	0.00 0 0	0.00 0 0	1.00 61 205600	0.00 0 21100	
		Tihar Malik	0.80 19 37500	0.00 0 0	0.00 0 0	0.20 254 48900	0.00 0 0	0.00 0 0	0.00 0 0	0.00 0 0	0.00 0 0	0.00 0 0	0.00 0 4500	
		Murthal	0.00 0 0	0.00 0 0	0.00 0 0	0.00 0 0	0.00 0 0	0.00 0 0	0.00 0 0	0.00 0 0	0.00 0 0	1.20 52 196500	0.00 0 8710	
		Purkhas	0.00 0 0	0.00 0 0	0.00 0 0	0.00 0 0	0.00 0 0	0.00 0 0	0.00 0 0	0.00 0 0	0.00 0 0	0.00 0 0	1.20 51 176500	0.00 0 6700
		Khewra	0.00 0 0	0.00 0 0	0.00 0 0	0.00 0 0	0.00 0 0	0.00 0 0	0.00 0 0	0.00 0 0	0.00 0 0	0.00 0 0	1.40 52 185000	0.00 0 7660
		Khathura	0.40 10 22000	0.00 0 0	0.00 0 0	0.00 0 0	0.40 276 56500	0.00 0 0	0.00 0 0	0.00 0 0	0.00 0 0	0.00 0 0	0.60 25 122500	0.00 0 12000
		Chhinauli	0.00 0 0	0.00 0 0	0.00 0 0	0.40 279 34500	0.00 0 0	0.00 0 0	0.00 0 0	0.00 0 0	0.00 0 0	0.00 0 0	0.40 36 123600	0.00 0 6000
		Hassanpur	0.00 0 0	0.00 0 0	0.00 0 0	0.00 0 0	0.00 0 0	0.00 0 0	0.00 0 0	0.00 0 0	0.00 0 0	0.00 0 0	1.60 64 225600	0.00 0 8600
		Silana	0.00 0 0	0.00 0 0	0.00 0 0	0.00 0 0	0.00 0 0	0.00 0 0	0.00 0 0	0.00 0 0	0.00 0 0	0.00 0 0	1.00 61 424400	0.00 0 21100

			Bajra	Cotton (American)	Cotton (Desi)	Green Fodder	Jawar	Maize	Oilseeds (Rape & Mustard)	Other Crops	Other Pulses	Paddy	Stalks	
Northern	Sonipat	Nuran Khera	0.00 0 0	0.00 0 0	0.00 0 0	0.40 310 38600	0.00 0 0	0.00 0 0	0.0 0 0	0.0 0 0	0.0 0 0	3.2 177 522700	0.0 0 8330	
		Mohana	0.00 0 0	0.00 0 0	0.00 0 0	0.00 0 0	0.00 0 0	0.00 0 0	0.0 0 0	0.4 20 37180	0.0 0 0	3.60 167 456200	0.0 0 17500	
		Ishapur Kheri	0.00 0 0	2.40 15 97000	0.00 0 0	2.40 250 226500	0.00 0 0	0.00 0 0	0.0 0 0	0.4 20 40170	0.0 0 0	4.8 299 955600	0.0 0 12000	
		Jhundpur	0.00 0 0	0.00 0 0	0.00 0 0	0.40 266 38600	0.0 0 0	0.00 0 0	0.0 0 0	0.0 0 0	0.0 0 0	0.0 0 0	9.2 441 2756120	0.0 0 62210
	Ambala	Bhurewala	0.00 0 0	0.00 0 0	0.00 0 0	0.00 0 0	0.00 0 0	0.00 0 0	0.0 0 0	0.0 0 0	0.0 0 0	0.0 0 0	1.6 88 332000	0.0 0 6200
		Panjokhara	0.00 0 0	0.00 0 0	0.00 0 0	0.00 0 0	0.00 0 0	0.00 0 0	0.0 0 0	0.0 0 0	0.0 0 0	0.0 0 0	0.8 112 389000	0.0 0 6700
		Khudda Kalan	0.00 0 0	0.00 0 0	0.00 0 0	0.40 266 44600	0.00 0 0	0.00 0 0	0.0 0 0	0.0 0 0	0.0 0 0	0.0 0 0	0.4 26 276000	0.0 0 4300
		Kesari	0.00 0 0	0.00 0 0	0.00 0 0	0.00 0 0	0.00 0 0	0.00 0 0	0.0 0 0	0.0 0 0	0.0 0 0	0.0 0 0	0.8 52 326000	0.0 0 8700
		Mardosahib	0.00 0 0	0.00 0 0	0.00 0 0	0.00 0 0	0.00 0 0	0.00 0 0	0.0 0 0	0.0 0 0	0.0 0 0	0.0 0 0	0.8 43 336000	0.0 0 7950
		Badagarh	0.00 0 0	0.00 0 0	0.00 0 0	0.00 0 0	0.00 0 0	0.00 0 0	0.0 0 0	0.0 0 0	0.0 0 0	0.0 0 0	2.4 151 389000	0.0 0 23300
		Patvi	0.00 0 0	0.00 0 0	0.00 0 0	1.60 366 66750	0.00 0 0	0.00 0 0	0.0 0 0	0.0 0 0	0.0 0 0	0.0 0 0	2.00 115 436500	0.0 0 11000

		Bajra	Cotton (American)	Cotton (Desi)	Green Fodder	Jawar	Maize	Oilseeds (Rape & Mustard)	Other Crops	Other Pulses	Paddy	Stalks	
Northern	Ambala	Sohana	0.00 0 0	0.00 0 0	0.00 0 0	1.00 545 726000	0.00 0 0	0.00 0 0	0.00 0 0	0.00 0 0	0.00 0 0	2.20 225 426500	0.00 0 15000
		Landa	0.00 0 0	0.00 0 0	0.00 0 0	0.00 0 0	0.00 0 0	0.00 0 0	0.00 0 0	0.00 0 0	0.00 0 0	4.00 161 568000	0.00 0 11200
		Mulana	0.00 0 0	0.00 0 0	0.00 0 0	1.20 566 628000	0.00 0 0	0.00 0 0	0.00 0 0	0.00 0 0	0.00 0 0	2.80 188 456000	0.00 0 16500
		Nabipur	0.00 0 0	0.00 0 0	0.00 0 0	0.00 0 0	0.00 0 0	0.00 0 0	0.00 0 0	0.00 0 0	0.00 0 0	1.20 89 243000	0.00 0 8800
		Fajalpur	0.00 0 0	0.00 0 0	0.00 0 0	1.00 315 61500	0.00 0 0	0.00 0 0	0.00 0 0	0.00 0 0	0.00 0 0	18.00 1281 5670000	0.00 0 165000
		Karnal	Manjura	0.00 0 0	0.00 0 0	0.00 0 0	0.00 0 0	0.00 0 0	0.00 0 0	0.00 0 0	0.00 0 0	0.00 0 0	1.20 76 167780
	Sanghoi	0.00 0 0	0.00 0 0	0.00 0 0	0.00 0 0	0.00 0 0	0.00 0 0	0.00 0 0	0.00 0 0	0.00 0 0	4.40 282 1210500	0.00 0 18600	
	Ghisarpari	0.00 0 0	0.00 0 0	0.00 0 0	0.00 0 0	0.00 0 0	0.00 0 0	0.00 0 0	0.00 0 0	0.00 0 0	1.60 105 186000	0.00 0 5600	
	Butana	0.00 0 0	0.00 0 0	0.00 0 0	0.00 0 0	0.00 0 0	0.00 0 0	0.00 0 0	0.00 0 0	0.00 0 0	1.20 76 145600	0.00 0 12300	
	Jaisinghpura	0.00 0 0	0.00 0 0	0.00 0 0	0.00 0 0	0.00 0 0	0.00 0 0	0.00 0 0	0.00 0 0	0.00 0 0	1.20 77 168000	0.00 0 15000	
	Gagsina	0.00 0 0	0.00 0 0	0.00 0 0	0.80 355 76500	0.00 0 0	0.00 0 0	0.00 0 0	0.00 0 0	0.00 0 0	5.60 266 1126300	0.00 0 56100	

			Bajra	Cotton (American)	Cotton (Desi)	Green Fodder	Jawar	Maize	Oilseeds (Rape & Mustard)	Other Crops	Other Pulses	Paddy	Stalks
Northern	Karnal	Gheer	0.00 0 0	0.00 0 0	0.00 0 0	0.40 286 67000	0.00 0 0	0.00 0 0	0.00 0 0	0.00 0 0	0.00 0 0	2.40 145 245600	0.00 0 8600
		Staundi	0.00 0 0	0.00 0 0	0.00 0 0	0.00 0 0	0 0 0	0.00 0 0	0.00 0 0	0.00 0 0	0.00 0 0	2.40 151 156700	0.00 0 12000
		Padhana	0.00 0 0	0.00 0 0	0.00 0 0	0.40 299 45600	0 0 0	0.00 0 0	0.00 0 0	0.00 0 0	0.00 0 0	3.60 188 136450	0.00 0 7700
		Darar	0.00 0 0	0.00 0 0	0.00 0 0	2.00 645 98600	0 0 0	0.00 0 0	0.00 0 0	0.00 0 0	0.00 0 0	17.0 1252 4680000	0.00 0 20500
		Agondh	0.00 0 0	0.00 0 0	0.00 0 0	2.00 588 67500	0 0 0	0.00 0 0	0.00 0 0	1.00 10 35000	0.00 0 0	2.60 162 116500	0.00 0 6600
		Chaura Khalsa	0.00 0 0	0.00 0 0	0.00 0 0	0.00 0 0	0 0 0	0.00 0 0	0.00 0 0	0.00 0 0	0.00 0 0	1.60 94 126000	0.00 0 16000
		Panodi	0.00 0 0	0.00 0 0	0.00 0 0	0.00 0 0	0 0 0	0.00 0 0	0.00 0 0	0.00 0 0	0.00 0 0	1.20 73 138000	0.00 0 7750
		Jamalpur	0.00 0 0	0.00 0 0	0.00 0 0	0.00 0 0	0 0 0	0.00 0 0	0.00 0 0	0.00 0 0	0.00 0 0	1.60 88 156000	0.00 0 6700
		Jabala	0.00 0 0	0.00 0 0	0.00 0 0	0.00 0 0	0 0 0	0.00 0 0	0.00 0 0	0.00 0 0	0.00 0 0	1.20 72 125000	0.00 0 13000
		Phushgarh	0.00 0 0	0.00 0 0	0.00 0 0	1.00 266 66000	0 0 0	0.00 0 0	0.00 0 0	0.00 0 0	0.00 0 0	1.80 88 156000	0.00 0 8900
	Kurukshetra	Mehra	0.00 0 0	0.00 0 0	0.00 0 0	1.60 296 51600	0 0 0	0.00 0 0	2.00 16 125600	3.00 56 126000	0.00 0 0	3.40 210 352200	0.00 0 12000

		Bajra	Cotton (American)	Cotton (Desi)	Green Fodder	Jawar	Maize	Oilseeds (Rape & Mustard)	Other Crops	Other Pulses	Paddy	Stalks	
Northern	Kurukshetra	Sonti	0	0	0	300	0	0	0	0	0	40	0
			0	0	0	56000	0	0	0	0	0	160000	5500
		Shadipur (Ladwa)	0.00	0.00	0.00	0.00	0.00	0.00	0.00	0.00	0.00	0.80	0.00
			0	0	0	0	0	0	0	0	0	49	0
			0	0	0	0	0	0	0	0	0	206000	8000
		Thol majra	0.00	0.00	0.0	1.00	0.	0.0	0.00	0.00	0.00	3.00	0.00
			0	0	0	385	0	0	0	0	0	112	0
			0	0	0	48600	0	0	0	0	0	386000	11500
		Jhansa	0.00	0.00	0.0	0.00	0.	0.0	0.00	0.00	0.00	1.40	0.00
			0	0	0	0	0	0	0	0	0	77	0
	0	0	0	0	0	0	0	0	0	221000	5500		
Beer Mathana	0.00	0.00	0.0	0.00	0.	0.0	0.00	0.00	0.00	1.60	0.00		
	0	0	0	0	0	0	0	0	0	145	0		
	0	0	0	0	0	0	0	0	0	330045	7700		
Alampur	0.00	0.00	0.0	0.00	0.	0.0	0.00	0.00	0.00	1.60	0.00		
	0	0	0	0	0	0	0	0	0	111	0		
	0	0	0	0	0	0	0	0	0	333000	8900		
Mukimpura	0.00	0.00	0.0	0.20	0.	0.0	0.00	0.00	0.00	1.60	0.00		
	0	0	0	150	0	0	0	0	0	111	0		
	0	0	0	22600	0	0	0	0	0	345600	7700		
Sunheri Khalsa	0.00	0.00	0.0	0.00	0.	0.0	0.00	0.00	0.00	1.80	0.00		
	0	0	0	0	0	0	0	0	0	66	0		
	0	0	0	0	0	0	0	0	0	186000	5600		
Sarsa	0.00	0.00	0.0	0.20	0.	0.0	0.00	0.00	0.00	3.10	0.00		
	0	0	0	133	0	0	0	0	0	183	0		
	0	0	0	35600	0	0	0	0	0	156000	12000		

		Bajra	Cotton (American)	Cotton (Desi)	Green Fodder	Jawar	Maize	Oilseeds (Rape & Mustard)	Other Crops	Other Pulses	Paddy	Stalks	
Northern	Kurukshetra	Phalsanda	0.0	0.0	0.0	3.20	0.00	0.0	0.00	0.00	0.00	2.80	0.00
		Rangran	0	0	0	651	0	0	0	0	0	155	0
			0	0	0	77600		0	0	0	0	338000	6500
		Thol	0.0	0.0	0.0	0.20	0.	0.0	0.00	0.00	0.00	7.60	0.00
			0	0	0	155	0	0	0	0	0	525	0
			0	0	0	42800	0	0	0	0	0	1250000	6600
		Machhroli	0.0	0.0	0.0	0.00	0.		0.00	0.00	0.00	0.90	0.00
			0	0	0	0	0	0	0	0	0	42	0
			0	0	0	0	0	0	0	0	0	125000	4600
		Bir Mangoli	0.0	0.0	0.0	0.20	0.	0.0	0.00	0.00	0.00	1.00	0.00
		0	0	0	166	0	0	0	0	0	91	0	
		0	0	0	43500	0	0	0	0	0	273000	6700	
	Panchkula	Bharoli	0.0	0.0	0.0	0.00	0.	0.0	0.00	0.40	0.00	1.60	0.00
			0	0	0	0	0	0	0	110	0	133	0
			0	0	0	0	0	0	0	126500	0	213200	8000
		Chrinya	0.0	0.0		0.00	0.	0.0	0.00	0.00	0.00	1.20	0.00
			0	0	0	0	0	0	0	0	0	68	0
			0	0	0	0	0	0	0	0	0	221500	1100
		Kiratpur	0.0	0.0	0.0	0.20	0.	0.0	0.00	0.00	0.00	3.00	0.00
			0	0	0	66	0	0	0	0	0	145	0
		0	0	0	26500	0	0	0	0	0	342200	11000	
Haripur		0.0	0.0	0.0	0.40	0.	0.0	0.00	0.00	0.00	5.60	0.00	
	0	0	0	223	0	0	0	0	0	356	0		
	0	0	0	51000	0	0	0	0	0	1240200	4600		
Barwala	0.0	0.0	0.0	1.00	0.	0.0	0.00	0.00	0.00	5.60	0.00		
	0	0	0	315	0	0	0	0	0	305	0		
	0	0	0	77600	0	0	0	0	0	2862200	12000		
Dhaka	0.0	0.0	0.0	0.00	0.	0.0	0.00	0.00	0.00	2.00	0.00		
	0	0	0	0	0	0	0	0	0	88	0		
	0	0	0	0	0	0	0	0	0	135000	8000		
Bhuri	0.0	0.0	0.0	0.0	0.0	0.0	0.0	0.0	0.0	0.0	0.0		
	0	0	0	0	0	0	0	0	0	0	0		
	0	0	0	0	0	0	0	0	0	0	0		
Morni	0.0	0.0	0.0	0.0	0.0	0.0	0.0	0.0	0.0	0.0	0.0		
	0	0	0	0	0	0	0	0	0	0	0		
	0	0	0	0	0	0	0	0	0	0	0		
Panipat	Mahmudpur	0.00	0.00	0.00	0.20	0.	0.00	0.00	0.00	0.00	1.40	0.00	
		0	0	0	67	0	0	0	0	0	77	0	
		0	0	0	19800	0	0	0	0	0	135600	6600	

		Bajra	Cotton (American)	Cotton (Desi)	Green Fodder	Jawar	Maize	Oilseeds (Rape & Mustard)	Other Crops	Other Pulses	Paddy	Stalks	
Northern	Panipat	Noorpur muglum	0.00 0 0	0.00 0 0	0.00 0 0	0.00 0 0	0.00 0 0	0.00 0 0	0.00 0 0	0.00 0 0	1.60 78 276000	0.00 0 5900	
		Bandh	0.00 0 0	0.00 0 0	0.00 0 0	0.00 0 0	0.00 0 0	0.00 0 0	0.00 0 0	0.00 0 0	1.60 77 255600	0.00 0 6800	
		Risalu	0.00 0 0	0.00 0 0	0.00 0 0	0.00 0 0	0.00 0 0	0.00 0 0	0.00 0 0	0.00 0 0	0.00 0 0	1.60 68 144680	0.00 0 6600
		Baluna	0.00 0 0	0.00 0 0	0.00 0 0	0.20 66 21600	0.0 0 0	0.00 0 0	0.00 0 0	0.00 0 0	0.00 0 0	2.60 110 266700	0.00 0 11000
		Naya Nara	0.00 0 0	0.00 0 0	0.00 0 0	0.20 88 21000	0.00 0 0	0.00 0 0	0.00 0 0	0.00 0 0	0.00 0 0	1.80 88 275000	0.00 0 8800
		Attolapur	0.00 0 0	0.00 0 0	0.00 0 0	0.20 167 38900	0.00 0 0	0.00 0 0	0.00 0 0	0.00 0 0	0.00 0 0	2.20 115 226000	0.00 0 6700
		Patli Kalyana	0.00 0 0	0.00 0 0	0.00 0 0	0.20 100 28000	0.00 0 0	0.00 0 0	0.00 0 0	0.00 0 0	0.00 0 0	2.20 115 243500	0.00 0 6700
		Hathwala	0.00 0 0	0.00 0 0	0.00 0 0	0.20 120 38600	0.00 0 0	0.00 0 0	0.00 0 0	0.00 0 0	0.00 0 0	1.40 111 346500	0.00 0 7800
		Tamsabad	0.00 0 0	0.00 0 0	0.00 0 0	0.20 88 29600	0.00 0 0	0.00 0 0	0.00 0 0	0.00 0 0	0.00 0 0	3.40 145 345600	0.00 0 8000
		Sanoli Kalan	0.00 0 0	0.00 0 0	0.00 0 0	0.20 115 38600	0.00 0 0	0.00 0 0	0.00 0 0	0.00 0 0	0.00 0 0	7.40 476 876500	0.00 0 12000
		Alwala	0.00 0 0	0.00 0 0	0.00 0 0	0.00 0 0	0.00 0 0	0.00 0 0	0.00 0 0	0.00 0 0	0.00 0 0	3.60 322 855600	0.00 0 18000

		Bajra	Cotton (American)	Cotton (Desi)	Green Fodder	Jawar	Maize	Oilseeds (Rape & Mustard)	Other Crops	Other Pulses	Paddy	Stalks		
Northern	Yamunanagar	Kulpur	0.00 0 0	0.00 0 0	0.00 0 0	0.20 100 28600	0.00 0 0	0.00 0 0	0.00 0 0	0.00 0 0	0.00 0 0	2.00 98 255670	0.00 0 13340	
		Rajpur	0.00 0 0	0.00 0 0	0.00 0 0	0.00 0 0	0.00 0 0	0.00 0 0	0.00 0 0	0.00 0 0	0.00 0 0	2.40 89 425600	0.00 0 7600	
		Bahadurpur	0.00 0 0	0.00 0 0	0.00 0 0	0.90 277 48600	0.00 0 0	0.00 0 0	0.00 0 0	0.00 0 0	0.00 0 0	0.00 0 0	0.00 0 0	0.00 0 0
		Milk khas	0.00 0 0	0.00 0 0	0.00 0 0	0.70 110 36500	0.00 0 0	0.00 0 0	0.00 0 0	0.00 0 0	0.00 0 0	0.00 0 0	1.00 77 245600	0.00 0 8800
		Khandwa	0.00 0 0	0.00 0 0	0.00 0 0	0.40 188 37000	0.00 0 0	0.00 0 0	0.00 0 0	0.00 0 0	0.00 0 0	0.00 0 0	2.00 78 235000	0.00 0 14500
		Chholi	0.00 0 0	0.00 0 0	0.00 0 0	0.60 110 32500	0.00 0 0	0.00 0 0	0.00 0 0	0.40 42 55600	0.00 0 0	0.00 0 0	3.80 156 243600	0.00 0 14500
		Nijampur	0.00 0 0	0.00 0 0	0.00 0 0	0.40 166 34600	0.00 0 0	0.00 0 0	0.00 0 0	0.00 0 0	0.00 0 0	0.00 0 0	3.60 305 964500	0.00 0 15500
		Damala	0.00 0 0	0.00 0 0	0.00 0 0	0.10 40 18600	0.00 0 0	0.00 0 0	0.00 0 0	0.00 0 0	0.00 0 0	0.00 0 0	2.00 79 215600	0.00 0 11100
		Kharwan	0.00 0 0	0.00 0 0	0.00 0 0	0.00 0 0	0.00 0 0	0.00 0 0	0.00 0 0	0.00 0 0	0.00 0 0	0.00 0 0	4.80 288 566700	0.00 0 15000
		BhamBholi	0.00 0 0	0.00 0 0	0.00 0 0	0.00 0 0	0.00 0 0	0.00 0 0	0.00 0 0	0.00 0 0	0.00 0 0	0.00 0 0	2.40 166 233500	0.00 0 12600
		Radauri	0.00 0 0	0.00 0 0	0.00 0 0	0.20 188 26500	0.00 0 0	0.00 0 0	0.00 0 0	0.00 0 0	0.00 0 0	0.00 0 0	4.20 155 345600	0.00 0 2800

			Bajra	Cotton (American)	Cotton (Desi)	Green Fodder	Jawar	Maize	Oilseeds (Rape & Mustard)	Other Crops	Other Pulses	Paddy	Stalks	
Northern	Yamunanagar	Tiharno	0.00 0 0	0.00 0 0	0.00 0 0	0.40 215 44600	0.00 0 0	0.00 0 0	0.00 0 0	0.00 0 0	0.00 0 0	4.00 223 455600	0.00 0 5200	
		Mahmadpur	0.0 0 0	0.0 0 0	0.0 0 0	0.00 0 0	0.00 0 0	0.0 0 0	0.0 0 0	0.0 0 0	0.0 0 0	1.00 31 112600	0.0 0 1900	
		Bahadurpur	0.00 0 0	0.0 0 0	0.0 0 0	0.60 216 45600	0.0 0 0	0.0 0 0	0.0 0 0	0.0 0 0	2.00 100 186000	0.0 0 0	2.60 110 332600	0.00 0 9900
		Jaisana	0.00 0 0	0.00 0 0	0.00 0 0	0.00 0 0	0.00 0 0	0.00 0 0	0.00 0 0	0.00 0 0	0.00 0 0	0.80 15 41000	0.00 0 0	0.00 0 0
		Janhera	0.00 0 0	0.00 0 0	0.00 0 0	0.00 0 0	0.00 0 0	0.00 0 0	0.00 0 0	0.00 0 0	0.00 0 0	0.00 0 0	2.00 79 521000	0.00 0 0
		Alipur Fulera	0.00 0 0	0.00 0 0	0.00 0 0	0.80 216 48600	0.00 0 0	0.00 0 0	0.00 0 0	0.00 0 0	0.00 0 0	0.00 0 0	1.20 66 141200	0.00 0 0
Southern	Faridabad	Tigavan	0.40 7 14500	0.00 0 0	0.00 0 0	0.40 266 525000	0.00 0 0	0.00 0 0	0.00 0 0	0.00 0 0	0.00 0 0	2.20 110 265000	1.00 57 135000	0.00 0 0
		Sikri	0.00 0 0	0.00 0 0	0.00 0 0	0.80 322 62500	0.00 0 0	0.00 0 0	0.00 0 0	1.20 25 266400	0.00 0 0	2.40 141 355600	0.00 0 12100	
		Panhera Kalan	0.00 0 0	0.00 0 0	0.00 0 0	0.80 377 65200	0.00 0 0	0.00 0 0	3.00 41 566000	0.00 0 0	3.00 111 166500	3.00 115 522700	0.00 0 0	
		Jamalpur	0.60 18 33500	0.00 0 0	0.00 0 0	0.00 0 0	0.00 0 0	0.00 0 0	0.00 0 0	0.00 0 0	0.00 0 0	0.00 0 0	0.00 0 7000	0.00 0 0
		Alipur	1.20 36 112600	0.00 0 0	0.00 0 0	0.80 388 45600	0.00 0 0	0.00 0 0	0.00 0 0	0.00 0 0	0.00 0 0	0.00 0 0	0.00 0 12250	0.00 0 0
		Shnjawas	0.80 12 24600	0.00 0 0	0.00 0 0	0.00 0 0	0.00 0 0	0.00 0 0	0.00 0 0	0.00 0 0	0.00 0 0	0.00 0 0	0.00 0 10750	0.00 0 0
	Gurugram	Pataudi	1.60 26 45600	0.00 0 0	0.00 0 0	0.00 0 0	0.00 0 0	0.00 0 0	0.40 2 14800	0.00 0 0	0.00 0 0	0.00 0 0	0.00 0 0	0.00 0 11500

			Bajra	Cotton (American)	Cotton (Desi)	Green Fodder	Jawar	Maize	Oilseeds (Rape & Mustard)	Other Crops	Other Pulses	Paddy	Stalks	
Southern	Gurugram	Tikali	1.00 32 64000	0.00 0 0	0.00 0 0	0.60 255 34600	0.00 0 0	0.00 0 0	0.00 0 0	0.00 0 0	0.00 0 0	0.00 0 0	0.00 0 12300	
		Jasat	6.00 24 2150000	0.00 0 0	0.00 0 0	0.00 0 0	0.00 0 0	0.00 0 0	0.00 0 0	0.00 0 0	0.00 0 0	0.00 0 0	0.00 0 67500	
		Duboda	2.60 168 304600	2.20 55 357500	0.00 0 0	1.60 588 125600	0.00 0 0	0.00 0 0	0.00 0 0	0.00 0 0	0.00 0 0	0.00 0 0	0.00 0 13500	
		Gadi Sadrana	8.80 161 364000	0.00 0 0	0.00 0 0	0.80 365 55600	0.00 0 0	0.00 0 0	0.00 0 0	0.80 31 56200	0.00 0 0	0.00 0 0	0.00 0 15000	
		Mahendergarh	Khatoodra	0.80 22 45600	0.00 0 0	0.00 0 0	0.00 0 0	0.00 0 0	0.00 0 0	0.00 0 0	1.40 40 218600	0.00 0 0	0.00 0 0	0.00 0 9520
			Balana	1.00 12 43600	0.00 0 0	0.00 0 0	0.00 0 0	0.00 0 0	0.00 0 0	0.00 0 0	0.80 15 215600	0.00 0 0	0.00 0 0	0.00 0 0
	Ganiyar		8.00 55 122000	0.40 10 22130	0.00 0 0	0.00 0 0	0.00 0 0	0.00 0 0	0.00 0 0	0.00 0 0	0.00 0 0	0.00 0 0	0.00 0 0	
	Kakrala		1.90 16 506000	0.00 0 0	0.00 0 0	0.00 0 0	0.00 0 0	0.00 0 0	0.00 0 0	0.00 0 0	0.00 0 0	0.00 0 0	0.00 0 0	
	Khanpur		1.00 20 462000	0.00 0 0	0.00 0 0	0.00 0 0	0.00 0 0	0.00 0 0	0.00 0 0	0.40 6 33600	0.00 0 0	0.00 0 0	0.00 0 9600	
	Bhungaraka		1.00 20 456000	0.80 14 136500	0.00 0 0	0.00 0 0	0.00 0 0	0.00 0 0	0.00 0 0	0.00 0 0	0.00 0 0	0.00 0 0	0.00 0 0	
	Shihma	8.40 24 46350	0.00 0 0	0.00 0 0	0.00 0 0	0.00 0 0	0.00 0 0	0.00 0 0	2.40 32 126000	0.00 0 0	0.00 0 0	0.00 0 6600		

		Bajra	Cotton (American)	Cotton (Desi)	Green Fodder	Jawar	Maize	Oilseeds (Rape & Mustard)	Other Crops	Other Pulses	Paddy	Stalks	
Southern	Mahendergarh	Satnali	1.40	0.00	0.00	0.00	0.00	0.00	0.60	0.00	0.00	0.00	
		15	0	0	0	0	0	0	13	0	0	0	
		321000	0	0	0	0	0	0	423500	0	0	3780	
		Bashirpur	3.40	0.00	0.00	0.00	0.00	0.00	0.00	0.40	0.00	0.00	0.00
		16	0	0	0	0	0	0	6	0	0	0	
		255600	0	0	0	0	0	0	335000	0	0	8000	
		Pavera	1.20	0.00	0.00	0.00	0.00	0.00	0.00	0.00	0.00	0.00	0.00
		17	0	0	0	0	0	0	0	0	0	0	
		722100	0	0	0	0	0	0	0	0	0	9000	
		Bhiharipur	1.60	0.00	0.00	0.00	0.00	0.00	0.00	0.00	0.00	0.00	0.00
		14	0	0	0	0	0	0	0	0	0	0	
		226000	0	0	0	0	0	0	0	0	0	0	
	Nangawas	1.80	0.00	0.00	0.00	0.00	0.00	0.00	0.00	0.00	0.00	0.00	
	22	0	0	0	0	0	0	0	0	0	0		
	12500	0	0	0	0	0	0	0	0	0	7000		
	Sharpur	3.00	0.00	0.00	0.00	0.00	0.00	0.00	0.00	0.00	0.00	0.00	
	28	0	0	0	0	0	0	0	0	0	0		
	48600	0	0	0	0	0	0	0	0	0	23300		
	Chanderpur	1.90	0.00	0.00	0.00	0.00	0.00	0.00	0.00	0.00	0.00	0.00	
35	0	0	0	0	0	0	0	0	0	0			
605000	0	0	0	0	0	0	0	0	0	0			
Laharoda	0.92	0.00	0.00	0.00	0.00	0.00	0.00	0.00	0.00	0.00	0.00		
10	0	0	0	0	0	0	0	0	0	0			
126000	0	0	0	0	0	0	0	0	0	0			
Bewal	2.00	0.00	0.00	0.00	0.00	0.00	0.00	0.00	0.00	0.00	0.00		
18	0	0	0	0	0	0	0	0	0	0			
135000	0	0	0	0	0	0	0	0	0	0			
Nuh.	Pipaka	0.40	0.00	0.00	0.00	0.00	0.00	0.00	0.00	0.40	0.00	0.00	
	9	0	0	0	0	0	0	0	0	22	0		
	65400	0	0	0	0	0	0	0	77500	0	2500		
	Papra	0.40	0.00	0.00	0.00	0.00	0.00	0.00	0.00	0.40	0.00	0.00	
	10	0	0	0	0	0	0	0	0	32	0		
	55600	0	0	0	0	0	0	0	42200	0	3000		
Tai	0.80	0.00	0.00	0.00	0.00	0.00	0.00	0.00	0.00	0.00	0.00		
14	0	0	0	0	0	0	0	0	0	0			
456000	0	0	0	0	0	0	0	0	0	4000			
Mandarka	0.80	0.00	0.00	0.40	0.00	0.00	0.00	0.00	0.00	0.00	0.00		
15	0	0	0	222	0	0	0	0	0	0			
456000	0	0	0	65200	0	0	0	0	0	0	5000		
Nagal Sahpur	0.00	0.00	0.00	0.00	0.00	0.00	0.00	0.40	0.00	0.00	0.00		
0	0	0	0	0	0	0	0	277	0	0			
0	0	0	0	0	0	0	0	56000	0	0			

		Bajra	Cotton (American)	Cotton (Desi)	Green Fodder	Jawar	Maize	Oilseeds (Rape & Mustard)	Other Crops	Other Pulses	Paddy	Stalks			
Southern	Nuh.	Dohad	1.40 21 41500	0.00 0 0	0.00 0 0	0.00 0 0	0.00 0 0	0.00 0 0	0.80 35 325500	0.00 0 0	0.00 0 0	0.00 0 5000			
		Mohammed Bas	1.60 26 36800	0.00 0 0	0.00 0 0	0.00 0 0	0.80 0 0	0.00 0 0	0.00 0 0	0.80 44 425600	0.60 8 198000	0.00 0 0	0.00 0 7500		
		Sangel	0.80 18 762000	0.00 0 0	0.00 0 0	0.00 0 0	0.00 0 0	0.00 0 0	0.00 0 0	3.00 215 345000	0.20 2 6600	0.00 0 0	0.00 0 6000		
		Bisaru	2.20 35 786200	0.00 0 0	0.00 0 0	2.40 542 266500	0.00 0 0	0.00 0 0	0.00 0 0	0.00 0 0	5.00 55 678000	0.00 0 0	0.00 0 7000		
		Khedli Nuh	0.00 0 0	0.00 0 0	0.00 0 0	0.00 0 0	0.00 0 0	0.00 0 0	0.00 0 0	0.00 0 0	0.00 0 0	0.00 0 0	0.00 0 0		
		Hasnpur Sohna	1.20 30 455600	0.00 0 0	0.00 0 0	0.00 0 0	0.00 0 0	0.00 0 0	0.00 0 0	0.00 0 0	2.40 100 255400	0.00 0 0	0.00 0 6000		
		Dhana	0.60 12 65000	0.00 0 0	0.00 0 0	0.00 0 0	0.00 0 0	0.00 0 0	0.00 0 0	0.40 45 744600	0.00 0 0	0.00 0 0	0.00 0 3000		
		Udaka	0.80 10 55500	0.00 0 0	0.00 0 0	0.00 0 0	0.00 0 0	0.00 0 0	0.00 0 0	0.00 0 0	1.00 26 77800	0.00 0 0	0.00 0 6000		
		Uriyaki	0.40 11 402200	0.00 0 0	0.00 0 0	0.00 0 0	0.00 0 0	0.00 0 0	0.00 0 0	0.00 0 0	1.60 8 277500	0.00 0 0	0.00 0 5000		
		Palwal		Megpur	0.00 0 0	0.00 0 0	0.00 0 0	0.40 278 52200	0.00 0 0	0.00 0 0	0.00 0 0	0.40 55 53300	0.00 0 0	0.00 0 0	0.00 0 0
				Mindkola	0.00 0 0	0.00 0 0	0.00 0 0	0.00 0 0	0.00 0 0	0.00 0 0	0.00 0 0	1.20 42 155500	0.00 0 0	0.00 0 0	0.00 0 0
				Bhanguri	0.00 0 0	1.60 28 184800	0.00 0 0	0.00 0 0	0.00 0 0	0.00 0 0	0.00 0 0	0.00 0 0	0.00 0 0	0.00 0 0	0.00 0 0
Chandhat	0.00 0 0			1.60 15 0	0.00 0 0	0.00 0 0	0.00 0 0	0.00 0 0	0.00 0 0	0.00 0 0	0.00 0 0	0.00 0 0	0.00 0 0		

		Bajra	Cotton (American)	Cotton (Desi)	Green Fodder	Jawar	Maize	Oilseeds (Rape & Mustard)	Other Crops	Other Pulses	Paddy	Stalks
		Bhoopgarh	0.00 0 0	0.00 0 0	1.60 44 166800	0.00 0 0	0.00 0 0	0.00 0 0	0.00 0 0	0.00 0 0	0.00 0 0	0.00 0 0
		Jatoli	0.00 0 0	0.00 0 0	1.20 12 166700	0.40 300 36000	0.00 0 0	0.00 0 0	0.00 0 0	0.0 0 0	0.00 0 0	0.00 0 0
		Bamani Khera	0.00 0 0	0.00 0 0	0.40 10 66500	0.40 255 45600	0.00 0 0	0.00 0 0	1.60 30 45600	0.00 0 0	0.00 0 0	0.00 0 0
Southern	Palwal	Likhi	0.00 0 0	0.00 0 0	0.40 12 66200	0.00 0 0	0.00 0 0	0.00 0 0	2.00 66 355600	0.00 0 0	0.00 0 0	0.00 0 0
		Misa	0.00 0 0	0.80 12 77200	0.00 0 0	0.00 0 0	0.00 0 0	0.00 0 0	1.60 67 188500	0.00 0 0	0.00 0 0	0.00 0 0
		Attar Chata	0.60 13 65800	0.00 0 0	0.00 0 0	0.00 0 0	0.00 0 0	0.00 0 0	3.20 52 222600	0.0 0 0	0.00 0 0	0.00 0 0
		Prithla	4.00 87 1260000	0.00 0 0	4.00 88 1150000	0.00 0 0	0.00 0 0	0.00 0 0	0.00 0 0	0.00 0 0	0.00 0 0	0.00 0 0
		Mandkola	0.00 0 0	0.40 15 60800	0.00 0 0	0.40 220 60800	0.00 0 0	0.00 0 0	9.60 240 822000	0.00 0 0	0.00 0 0	0.00 0 20000
	Rewari	Dhhina	2.00 16 322000	0.00 0 0	0.00 0 0	0.00 0 0	0.00 0 0	0.00 0 0	0.00 0 0	0.0 0 0	0.00 0 0	0.00 0 4400
		Chouki No 2	2.00 16 32200	0.00 0 0	0.60 12 66000	0.00 0 0	0.00 0 0	0.00 0 0	0.00 0 0	0.0 0 0	0.00 0 0	0.00 0 4800
		Bamr	1.00 15 42000	0.00 0 0	1.00 12 72000	0.40 275 41890	0.00 0 0	0.00 0 0	0.00 0 0	0.0 0 0	0.00 0 0	0.00 0 3750
		Khndauda	0.80 10 21000	0.00 0 0	2.00 42 273000	0.00 0 0	0.00 0 0	0.00 0 0	0.00 0 0	0.0 0 0	0.00 0 0	0.00 0 4500
		Railyawash	0.60 8 32000	3.00 46 380600	0.00 0 0	0.00 0 0	0.00 0 0	0.00 0 0	0.00 0 0	0.0 0 0	0.00 0 0	0.00 0 4400

			Bajra	Cotton (American)	Cotton (Desi)	Green Fodder	Jawar	Maize	Oilseeds (Rape & Mustard)	Other Crops	Other Pulses	Paddy	Stalks		
Southern	Rewari	Gothara (Tppakhori)	0.00 0 0	0.80 17 102000	0.00 0 0	0.00 0 0	0.10 0 0	0.00 0 0	0.00 0 0	2.00 44 436000	0.00 0 0	0.00 0 0	0.00 0 0		
		Kirshan Nagar	0.80 12 26500	0.00 0 0	0.00 0 0	0.00 0 0	0.00 0 0	0.00 0 0	2.00 42 277600	2.00 45 435000	0.00 0 0	0.00 0 0	0.00 0 4400		
		Pawti	0.00 0 0	2.00 15 125000	0.00 0 0	0.00 0 0	0.00 0 0	0.00 0 0	2.00 44 266500	0.00 0 0	0.00 0 0	0.00 0 0	0.00 0 0		
		Ramghar	6.00 88 176000	3.00 66 456000	0.00 0 0	0.00 0 0	0.00 0 0	0.00 0 0	0.00 0 0	0.00 0 0	0.00 0 0	0.00 0 0	0.00 0 0	0.00 0 6600	
		Maamdiya Ahair	0.20 18 256000	0.00 0 0	0.00 0 0	0.00 0 0	0.00 0 0	0.00 0 0	0.00 0 0	3.00 56 235000	0.00 0 0	0.00 0 0	0.00 0 0	0.00 0 7700	
		Kumrogha	0.00 0 0	0.40 10 77000	0.00 0 0	0.00 0 0	0.00 0 0	0.00 0 0	0.00 0 0	2.00 45 286000	0.00 0 0	0.00 0 0	0.00 0 0	0.00 0 4500	
		Laghuwash Gurjar	1.60 18 166000	0.00 0 0	0.00 0 0	0.00 0 0	0.00 0 0	0.00 0 0	0.00 0 0	0.00 0 0	0.00 0 0	0.00 0 0	0.00 0 0	0.00 0 5500	
		Tumna	1.60 19 145600	0.00 0 0	0.00 0 0	0.00 0 0	0.00 0 0	0.00 0 0	0.00 0 0	0.00 0 0	0.00 0 0	0.00 0 0	0.00 0 0	0.00 0 2200	
		Fhathepuritppa	0.20 10 25000	0.00 0 0	0.00 0 0	0.00 0 0	0.00 0 0	0.00 0 0	0.00 0 0	3.00 77 456000	0.00 0 0	0.00 0 0	0.00 0 0	0.00 0 2200	
		Western	Bhiwani	Jhanjhra Hasanpur	0.00 0 0	1.20 12 43200	0.00 0 0	0.00 0 0	0.00 0 0	0.00 0 0	0.00 0 0	0.00 0 0	0.00 0 0	0.00 0 0	0.00 0 0
				Jattu Lohari	1.20 21 42600	0.00 0 0	0.00 0 0	0.00 0 0	0.40 0 0	0.00 0 0	0.00 0 0	0.00 0 0	0.00 0 0	0.00 0 0	0.00 0 4200
				Buderi	0.00 0 0	1.20 21 136200	0.00 0 0	0.00 0 0	0.00 0 0	0.00 0 0	0.00 0 0	0.00 0 0	0.00 0 0	0.00 0 0	0.00 0 0
Gignow	0.00 0 0			1.60 23 208000	0.00 0 0	0.00 0 0	0.00 0 0	0.00 0 0	0.00 0 0	0.00 0 0	0.00 0 0	0.00 0 0	0.00 0 0		
Kariu	0.00 0 0			0.00 0 0	0.00 0 0	0.00 0 0	0.00 0 0	0.00 0 0	0.00 0 0	0.00 0 0	0.00 0 0	0.00 0 0	0.00 0 0		
Barwa	0.00 0 0			1.70 29 33200	0.00 0 0	0.00 0 0	0.00 0 0	0.00 0 0	0.00 0 0	0.00 0 0	0.00 0 0	0.00 0 0	0.00 0 0	0.00 0 16200	

			Bajra	Cotton (American)	Cotton (Desi)	Green Fodder	Jawar	Maize	Oilseeds (Rape & Mustard)	Other Crops	Other Pulses	Paddy	Stalks	
Western	Bhiwani	Sungarpur	0.00 0 0	2.00 22 226000	0.00 0 0	0.00 0 0	0.00 0 0	0.00 0 0	0.00 0 0	0.00 0 0	0.20 12 211000	0.00 0 0	0.00 0 0	
		Bahal	1.20 24 140000	1.60 28 89000	0.00 0 0	0.00 0 0	0.00 0 0	0.00 0 0	0.00 0 0	0.00 0 0	0.00 0 0	0.00 0 0	0.00 0 6000	
		Kitlana	0.80 17 34500	0.00 0 0	0.00 0 0	0.40 55 23000	0.00 0 0	0.00 0 0	0.00 0 0	0.00 0 0	2.00 28 66200	0.00 0 0	0.00 0 0	0.00 0 6000
		Dinod	0.00 0 0	0.00 0 0	0.00 0 0	0.00 0 0	0.00 0 0	0.00 0 0	0.00 0 0	0.00 0 0	0.00 0 0	0.00 0 0	0.00 0 0	0.00 0 0
		Tosham	0.40 12 26000	2.00 40 233600	0.00 0 0	0.00 0 0	0.00 0 0	0.00 0 0	0.00 0 0	2.00 26 806000	2.00 42 233000	0.00 0 0	0.00 0 0	0.00 0 1500
		Ghanghala	0.00 0 0	0.00 0 0	0.00 0 0	0.00 0 0	0.00 0 0	0.00 0 0	0.00 0 0	0.00 0 0	1.40 42 756000	0.00 0 0	0.00 0 0	0.00 0 1220
		Jita Khera	0.00 0 0	1.00 20 285600	0.00 0 0	0.30 200 45000	0.00 0 0	0.00 0 0	0.00 0 0	0.00 0 0	4.00 55 345000	0.00 0 0	0.00 0 0	0.00 0 4220
	Charkhi Dadri	Hindol	0.40 10 25000	0.00 0 0	0.00 0 0	0.00 0 0	0.00 0 0	0.00 0 0	0.00 0 0	0.00 0 0	0.00 0 0	0.00 0 0	0.00 0 0	0.00 0 2200
		Ram nagar	1.20 22 476000	0.40 10 742000	0.00 0 0	0.00 0 0	0.00 0 0	0.00 0 0	0.00 0 0	0.00 0 0	0.40 4 6800	0.00 0 0	0.00 0 0	0.00 0 3000
		Mahrana	0.00 0 0	1.60 55 886000	0.00 0 0	0.00 0 0	0.00 0 0	0.00 0 0	0.00 0 0	0.00 0 0	0.00 0 0	0.00 0 0	0.00 0 0	0.00 0 0
		Sanwar	1.00 22 32000	0.20 5 35000	0.00 0 0	0.00 0 0	0.00 0 0	0.00 0 0	0.00 0 0	0.00 0 0	0.00 0 0	0.00 0 0	0.00 0 0	0.00 0 4000
		Nandha	0.80 32 240000	0.00 0 0	0.00 0 0	0.00 0 0	0.00 0 0	0.00 0 0	0.00 0 0	0.00 0 0	2.00 25 1023000	0.00 0 0	0.00 0 0	0.00 0 5500
		Hui	1.00 31 556000	2.00 45 299000	0.00 0 0	0.00 0 0	0.00 0 0	0.00 0 0	0.00 0 0	0.00 0 0	11.00 120 4256000	0.00 0 0	0.00 0 0	0.00 0 15000
		Balali	1.00 22 446000	0.00 0 0	0.00 0 0	0.80 200 26000	0.00 0 0	0.00 0 0	0.00 0 0	0.00 0 0	0.00 0 0	0.00 0 0	0.00 0 0	0.00 0 0
		Jhaujju Khurad	3.00 42 265000	4.00 66 350000	0.00 0 0	0.00 0 0	0.00 0 0	0.00 0 0	0.00 0 0	0.00 0 0	0.60 12 55000	0.00 0 0	0.00 0 0	0.00 0 0

		Bajra	Cotton (American)	Cotton (Desi)	Green Fodder	Jawar	Maize	Oilseeds (Rape & Mustard)	Other Crops	Other Pulses	Paddy	Stalks	
Western	Fatehabad	Chobara	0.00 0 0	0.60 22 166800	0.00 0 0	0.00 0 0	0.00 0 0	0.00 0 0	0.00 0 0	0.00 0 0	0.00 0 0	0.00 0 0	
		Bhanda Hashnak	0.00 0 0	1.00 18 56000	0.00 0 0	0.60 156 40500	0.00 0 0	0.00 0 0	0.00 0 0	0.00 0 0	0.00 0 0	0.00 0 0	
		Myond Kalan	0.00 0 0	0.00 0 0	0.00 0 0	0.10 50 23000	0.00 0 0	0.00 0 0	0.00 0 0	1.70 66 280300	0.00 0 0	0.00 0 0	0.00 0 1500
		Bejalpur	0.00 0 0	0.60 15 32500	0.00 0 0	0.00 0 0	0.00 0 0	0.00 0 0	0.00 0 0	0.00 0 0	1.20 56 255600	0.00 0 0	0.00 0 7100
		Nagpur	0.00 0 0	1.00 23 165600	0.00 0 0	0.00 0 0	0.00 0 0	0.00 0 0	0.00 0 0	0.40 12 215000	0.00 0 0	0.00 0 0	0.00 0 18000
		Chindar	0.00 0 0	1.40 36 345000	0.00 0 0	0.00 0 0	0.00 0 0	0.00 0 0	0.00 0 0	0.60 12 54400	0.00 0 0	0.00 0 0	0.00 0 1800
		Pili Mandori	0.00 0 0	0.80 28 246000	0.00 0 0	0.00 0 0	0.00 0 0	0.00 0 0	0.00 0 0	0.00 0 0	0.00 0 0	0.00 0 0	0.00 0 5700
		Saniyana	0.00 0 0	0.80 26 326000	0.00 0 0	0.20 150 29600	0.00 0 0	0.00 0 0	0.00 0 0	0.00 0 0	0.00 0 0	2.80 155 345200	0.00 0 1770
		Ratangarh	0.00 0 0	0.00 0 0	0.00 0 0	0.20 133 38600	0.00 0 0	0.00 0 0	0.00 0 0	0.00 0 0	0.00 0 0	4.60 572 1242500	0.00 0 31100
		Jamalpur Sekha	0.00 0 0	1.60 26 122600	0.00 0 0	0.00 0 0	0.40 0 0	0.00 0 0	0.00 0 0	0.00 0 0	0.00 0 0	6.00 285 6450000	0.00 0 15000
		Diwana	0.00 0 0	0.00 0 0	0.00 0 0	0.40 255 45600	0.40 0 0	0.00 0 0	0.00 0 0	0.00 0 0	0.00 0 0	12.80 960 4225000	0.00 0 66000
		Chimmo	0.00 0 0	0.00 0 0	0.00 0 0	0.20 148 22500	0.00 0 0	0.00 0 0	0.00 0 0	3.80 155 452000	0.00 0 0	0.00 0 0	0.00 0 0
		Shekhupur Dhdauli	0.00 0 0	2.20 44 96500	0.00 0 0	0.10 50 6200	0.00 0 0	0.00 0 0	0.00 0 0	1.00 16 234000	0.00 0 0	0.00 0 0	0.00 0 0

			Bajra	Cotton (American)	Cotton (Desi)	Green Fodder	Jawar	Maize	Oilseeds (Rape & Mustard)	Other Crops	Other Pulses	Paddy	Stalks	
Western	Fatehabad	Haroli	0.00	0.00	0.00	0.40	0.00	0.00	0.00	0.00	1.00	0.00	0.00	
			0	0	0	76	0	0	0	0	12	0	0	
			0	0	0	36500	0	0	0	0	96000	0	0	
Western	Hisar	Kabrel	0.0	0.20	0.00	0.10	0.0	0.0	0.0	0.50	0.0	0.0	0.00	
			0	6	0	85	0	0	0	9	0	0	0	
			0	52000	0	15200	0	0	0	20500	0	0	900	
		Shikarpur	0.00	1.00	0.00	0.20	0.0	0.00	0.00	0.00	0.00	0.00	0.00	0.00
			0	12	0	155	0	0	0	0	0	0	0	0
			0	78000	0	26200	0	0	0	0	0	0	0	0
		Sarsod	0.00	0.80	0.00	0.20	0.0	0.00	0.00	0.00	0.00	0.40	0.00	0.00
			0	18	0	77	0	0	0	0	0	11	0	0
			0	90200	0	18600	0	0	0	0	21500	0	2100	
		Bidhmnda	0.00	0.00	0.00	0.00	0.0	0.00	0.00	0.00	0.00	0.00	1.60	0.00
			0	0	0	0	0	0	0	0	0	0	76	0
			0	0	0	0	0	0	0	0	0	0	228000	1900
		Narnaund	0.00	0.00	0.00	0.60	0.0	0.00	0.00	0.00	0.00	0.00	0.00	0.00
			0	0	0	85	0	0	0	0	0	0	0	0
			0	0	0	26700	0	0	0	0	0	0	0	0
Bhiwani khera	0.00	1.00	0.00	0.00	0.00	0.00	0.00	0.00	0.20	0.00	0.00	0.00		
	0	26	0	0	0	0	0	0	18	0	0	0		
	0	169000	0	0	0	0	0	0	11880	0	0	6600		
Rakhi Khas	0.00	0.40	0.00	0.40	0.00	0.00	0.00	0.00	0.10	0.00	1.00	0.00		
	0	23	0	188	0	0	0	0	5	0	38	0		
	0	161000	0	31000	0	0	0	72000	0	0	121600	3600		
Bichhpari	0.60	0.80	0.00	0.40	0.00	0.00	0.00	0.00	0.00	0.00	0.00	0.00		
	18	23	0	255	0	0	0	0	0	0	0	0		
	38000	155000	0	45000	0	0	0	0	0	0	0	5000		
Data	0.00	0.40	0.00	0.00	0.00	0.00	0.00	0.00	1.40	0.00	0.00	0.00		
	0	17	0	0	0	0	0	0	28	0	0	0		
	0	120000	0	0	0	0	0	0	366000	0	0	0		
Landhari	0.00	1.60	0.00	0.00	0.00	0.00	0.00	0.00	0.00	0.00	0.00	0.00		
	0	31	0	0	0	0	0	0	0	0	0	0		
	0	210800	0	0	0	0	0	0	0	0	0	2000		
Gadi	0.40	1.00	0.00	0.40	0.00	0.00	0.00	0.00	0.00	0.00	0.00	0.00		
	10	22	0	180	0	0	0	0	0	0	0	0		
	21000	145000	0	26100	0	0	0	0	0	0	0	5000		

		Bajra	Cotton (American)	Cotton (Desi)	Green Fodder	Jawar	Maize	Oilseeds (Rape & Mustard)	Other Crops	Other Pulses	Paddy	Stalks	
Western	Hisar	Pabra	0.00 0 0	2.40 35 238000	0.00 0 0	0.00 0 0	0.00 0 0	0.00 0 0	0.00 0 0	0.00 0 0	0.00 0 0	0.00 0 0	
		Ghirai	0.00 0 0	0.00 0 0	0.00 0 0	0.20 110 24000	0.00 0 0	0.00 0 0	0.00 0 0	0.00 0 0	0.00 0 0	2.60 78 319800	0.00 0 9000
		Rawalwas Khurd	0.00 0 0	0.60 18 120000	0.00 0 0	0.00 0 0	0.00 0 0	0.00 0 0	0.00 0 0	2.40 28 140000	0.00 0 0	0.00 0 0	0.00 0 9000
		Sarangpur	1.60 15 35000	2.80 26 169000	0.00 0 0	2.00 350 48000	0.00 0 0	0.00 0 0	0.00 0 0	2.00 28 15600	0.00 0 0	2.00 75 240000	0.00 0 6000
		Siswal	0.00 0 0	2.00 59 389400	0.00 0 0	0.40 255 38200	0.00 0 0	0.00 0 0	0.00 0 0	0.00 0 0	0.00 0 0	0.00 0 0	0.00 0 4500
		Sorkhi	0.00 0 0	1.40 26 171600	0.00 0 0	1.00 277 46000	0.00 0 0	0.00 0 0	0.00 0 0	0.00 0 0	0.00 0 0	3.20 120 384000	0.00 0 11000
		Khrar	0.00 0 0	2.00 22 145200	0.00 0 0	2.20 420 48600	0.00 0 0	0.00 0 0	0.00 0 0	2.20 38 250800	0.80 12 88800	0.00 0 0	0.00 0 9000
		Sirsa	Sahuwala-1	0.00 0 0	0.80 24 156000	0.00 0 0	0.00 0 0	0.00 0 0	0.00 0 0	0.00 0 0	0.00 0 0	0.00 0 0	0.00 0 0
	Umed pura		0.00 0 0	0.60 15 99000	0.00 0 0	0.20 100 21000	0.00 0 0	0.00 0 0	0.00 0 0	0.00 0 0	0.00 0 0	0.00 0 0	0.00 0 0
	Abholi		0.00 0 0	0.00 0 0	0.00 0 0	0.00 0 0	0.00 0 0	0.00 0 0	0.00 0 0	0.00 0 0	0.00 0 0	1.00 35 112000	0.00 0 5500
	Jamal		0.00 0 0	1.10 29 217500	0.00 0 0	0.10 28 12000	0.00 0 0	0.00 0 0	0.00 0 0	0.00 0 0	0.00 0 0	0.00 0 0	0.00 0 3000

		Bajra	Cotton (American)	Cotton (Desi)	Green Fodder	Jawar	Maize	Oilseeds (Rape & Mustard)	Other Crops	Other Pulses	Paddy	Stalks	
Western	Sirsa	Ottu	0.00 0 0	0.00 0 0	0.00 0 0	0.00 0 0	0.00 0 0	0.00 0 0	0.00 0 0	0.00 0 0	1.40 89 284800	0.00 0 7000	
		Malekan	0.00 0 0	0.00 0 0	0.00 0 0	0.00 0 0	0.00 0 0	0.00 0 0	0.00 0 0	0.00 0 0	3.20 100 320000	0.00 0 3710	
		Panihari	0.00 0 0	0.40 20 130000	0.00 0 0	0.00 0 0	0.00 0 0	0.00 0 0	0.00 0 0	0.00 0 0	0.00 71 255000	0.00 0 2700	
		Bhawdin	0.00 0 0	0.00 0 0	0.00 0 0	0.80 120 36500	0.00 0 0	0.00 0 0	0.00 0 0	0.00 0 0	0.00 0 0	0.00 0 5000	
		Sanvat Khera	0.00 0 0	1.40 38 250800	0.00 0 0	0.10 62 18200	0.00 0 0	0.00 0 0	0.00 0 0	0.10 3 21000	0.00 0 0	0.00 0 3200	
		Jalalana	0.00 0 0	0.00 0 0	0.00 0 0	0.10 76 21000	0.00 0 0	0.00 0 0	0.00 0 0	1.50 42 123000	0.00 0 0	0.00 0 4300	
		Ding	0.00 0 0	1.00 32 211000	0.00 0 0	0.00 0 0	0.00 0 0	0.00 0 0	0.00 0 0	1.00 25 50000	0.00 0 0	0.00 0 3000	
		Odhan	0.00 0 0	1.00 42 285000	0.00 0 0	0.00 0 0	0.00 0 0	0.00 0 0	0.00 0 0	1.80 36 237500	0.00 0 0	0.00 0 6000	
		Alikan	3.00 55 115500	0.00 0 0	0.00 0 0	0.20 66 18500	0.00 0 0	0.00 0 0	0.00 0 0	0.00 0 0	0.00 0 0	0.00 0 2000	
		Jhorad Rohi	3.00 80 168000	2.00 61 414000	0.00 0 0	0.00 0 0	0.00 0 0	0.00 0 0	0.00 0 0	0.00 0 0	0.00 0 0	1.00 70 260000	0.00 0 5000

APPENDIX- II-B

Cropped area, yield and its value of crops sown on Unirrigated Land (Kharif) 2021-22

(Area in hect., Yield in Qtls., Value in ₹)

Zone	District	Holdings	Bajra	Cotton (American)	Green Fodder	Jawar	Maize	Other Crops	Other Pulses	Paddy	Stalks	
Central	Jhajjar	Chhara	0.00	0.00	0.00	0.00	0.00	0.00	0.00	0.00	0.00	
			0	0	0	0	0	0	0	0	0	
			0	0	0	0	0	0	0	0	0	
		Chhinouli		0.00	0.00	0.00	0.00	0.00	0.00	0.00	0.00	0.00
				0	0	0	0	0	0	0	0	0
				0	0	0	0	0	0	0	0	0
	Rohtak	Lakhan Majra		0.00	0.00	0.40	0.00	0.00	0.00	0.00	0.00	0.00
				0	0	260	0	0	0	0	0	0
				0	0	21200	0	0	0	0	0	0
		Lahali		0.00	0.00	0.40	0.00	0.00	0.00	0.00	0.00	0.00
				0	0	280	0	0	0	0	0	0
				0	0	28500	0	0	0	0	0	0
Bhali Anandpur		0.00	0.00	0.60	0.00	0.00	0.00	0.00	0.00	0.00		
		0	0	315	0	0	0	0	0	0		
		0	0	40500	0	0	0	0	0	0		
Dator		0.00	0.00	0.00	0.00	0.00	0.00	1.20	0.00	0.00		
		0	0	0	0	0	0	38	0	0		
		0	0	0	0	0	0	32800	0	0		
	Makroli		0.00	0.00	0.00	0.00	0.00	0.60	0.00	0.00		
			0	0	0	0	0	55	0	0		
			0	0	0	0	0	23342	0	0		
	Badagrh		0.00	0.00	0.80	0.00	0.00	0.00	0.00	0.00		
			0	0	252	0	0	0	0	0		
			0	0	31200	0	0	0	0	0		
Northern	Ambala	Mardosahib	0.00	0.00	0.20	0.00	0.00	0.00	0.00	0.00		
			0	0	180	0	0	0	0	0		
			0	0	26200	0	0	0	0	0		
		Fazailpur		0.00	0.00	1.20	0.00	0.00	0.00	0.00	0.00	
				0	0	300	0	0	0	0	0	
				0	0	48200	0	0	0	0	0	

			Bajra	Cotton (American)	Green Fodder	Jawar	Maize	Other Crops	Other Pulses	Paddy	Stalks
Northern	Panchkula	Morni	0.00	0.00	0.90	0.00	0.00	0.00	0.00	0.00	0.00
			0	0	288	0	0	0	0	0	0
			0	0	18500	0	0	0	0	0	0
		Bhuri	0.00	0.00	0.80	0.00	0.00	0.80	0.00	0.00	0.00
			0	0	266	0	0	41	0	0	
			0	0	38600	0	0	43052	0	2000	
Southern	Gurugram	Jamalpur	0.00	0.20	0.00	0.00	0.00	0.00	0.00	0.00	0.00
			0	18	0	0	0	0	0	0	0
			0	31520	0	0	0	0	0	0	0
	Mahendergarh	Chhilaro	0.00	0.00	0.00	0.00	0.00	0.00	0.00	0.00	0.00
			0	0	0	0	0	0	0	0	0
			0	0	0	0	0	0	0	0	0
		Ganiyar	0.00	0.00	0.00	0.00	0.00	0.40	0.00	0.00	0.00
			0	0	0	0	0	15	0	0	0
			0	0	0	0	0	22200	0	0	0
		Bhungarka	0.00	0.00	0.00	0.00	0.00	0.00	0.00	0.00	0.00
		0	0	0	0	0	0	0	0	0	
		0	0	0	0	0	0	0	0	0	
	Satnali	0.00	0.00	0.00	0.00	0.00	0.00	0.00	0.00	0.00	
		0	0	0	0	0	0	0	0	0	
		0	0	0	0	0	0	0	0	0	
	Balaha Kala	0.00	0.00	0.00	0.00	0.00	0.00	0.00	0.00	0.00	
	0	0	0	0	0	0	0	0	0		
	0	0	0	0	0	0	0	0	0		
Nuh	Tai	0.00	0.00	0.00	0.00	0.00	0.40	0.00	0.00	0.00	
		0	0	0	0	0	38	0	0	0	
		0	0	0	0	0	55920	0	0	0	
	Nagal Sahpur	0.00	0.00	0.40	0.00	0.00	0.40	0.00	0.00	0.00	
		0	0	180	0	0	48	0	0	0	
		0	0	34200	0	0	45532	0	0	0	
	Sangel	0.00	0.00	1.00	0.00	0.00	1.40	0.00	0.00	0.00	
		0	0	200	0	0	42	0	0	0	
	0	0	32200	0	0	57200	0	0	0		
Kherli Nuh	3.40	0.00	0.00	0.00	0.00	4.20	0.00	0.00	0.00		
	24	0	0	0	0	67	0	0	30		
	222000	0	0	0	0	52200	0	0	91000		

			Bajra	Cotton (American)	Green Fodder	Jawar	Maize	Other Crops	Other Pulses	Paddy	Stalks	
Western	Bhiwani	Dinod	0.00 0 0	0.00 0 0	0.00 0 0	0.00 0 0	0.00 0 0	1.60 51 60800	0.00 0 0	0.00 0 0	0.00 0 0	
		Sungarpur	0.00 0 0	0.00 0 0	0.00 0 0	0.00 0 0	0.00 0 0	2.00 45 250000	0.00 0 0	0.00 0 0	0.00 0 0	
		Ghanghala	0.00 0 0	0.00 0 0	0.80 215 51500	0.00 0 0	0.00 0 0	0.60 21 43500	0.00 0 0	0.00 0 0	0.00 0 0	
		Jita Khera	0.00 0 0	0.00 0 0	1.00 305 48200	0.00 0 0	0.00 0 0	1.10 45 71200	0.00 0 0	0.00 0 0	0.00 0 0	
		Tosham	0.00 0 0	0.00 0 0	1.00 277 50025	0.00 0 0	0.00 0 0	2.60 51 71081	0.00 0 0	0.00 0 0	0.00 0 0	
		Kairu	0.00 0 0	0.00 0 0	1.00 295 47854	0.00 0 0	0.00 0 0	1.20 31 30067	0.00 0 0	0.00 0 0	0.00 0 0	
		Sadwa	0.00 0 0	0.00 0 0	1.00 315 42520	0.00 0 0	0.00 0 0	1.40 53 405200	0.00 0 0	0.00 0 0	0.00 0 0	
	Hisar	Balawas	0.00 0 0	0.00 0 0	0.00 0 0	0.00 0 0	0.00 0 0	0.00 0 0	0.00 0 0	0.00 0 0	0.00 0 0	0.00 0 0
		Narnaund	0.00 0 0	0.00 0 0	0.00 0 0	0.00 0 0	0.00 0 0	1.60 45 55291	0.00 0 0	0.00 0 0	0.00 0 0	0.00 0 0
		Kabrel	0.00 0 0	0.00 0 0	0.40 299 51600	0.00 0 0	0.00 0 0	0.00 0 0	0.00 0 0	0.00 0 0	0.00 0 0	0.00 0 0
	Sonipat	Silana	0.00 0 0	0.00 0 0	0.40 295 42000	0.00 0 0	0.00 0 0	0.00 0 0	0.00 0 0	0.00 0 0	0.00 0 0	0.00 0 0
		Chhinouli	0.00 0 0	0.00 0 0	0.40 299 55800	0.00 0 0	0.00 0 0	0.00 0 0	0.00 0 0	0.00 0 0	0.00 0 0	0.00 0 0
	Charkhi Dadri	Sanwar	0.00 0 0	0.00 0 0	0.80 305 49200	0.00 0 0	0.00 0 0	0.00 0 0	0.00 0 0	0.00 0 0	0.00 0 0	0.00 0 0

APPENDIX- III- A

Cropped area, yield and its value of crops sown on Irrigated Land (Rabi) 2021-22

(Area in hects., Yield in Qtls., Value in ₹)

Zone	District	Holdings	Barley (Bhusa)	Barley (Grain)	Gram (Bhusa)	Gram (Grain)	Green Fodder	Oilseeds (Rape & Mustard)	Other Crops	Other Pulses	Paddy	Sugarcane	Wheat (Bhusa)	Wheat (Grain)	
Central	Jhajjar	Kalau	0.00 0 0	0.00 0 0	0.00 0 0	0.00 0 0	0.00 0 0	0.00 0 0	0.00 0 0	0.00 0 0	0.00 0 0	0.00 0 0	0.00 60 1800	0.80 36 79200	
		Dhaknla	0.00 0 0	0.00 0 0	0.00 0 0	0.00 0 0	0.00 0 0	0.00 0 0	0.00 0 0	0.00 0 0	0.00 0 0	0.00 0 0	0.00 40 8800	0.80 33 67500	
		Guda	0.00 0 0	0.00 0 0	0.00 0 0	0.00 0 0	0.00 0 0	0.00 0 0	0.00 0 0	0.00 0 0	0.00 0 0	0.00 0 0	0.00 60 21000	1.20 54 118800	
		Dharauli	0.00 0 0	0.00 0 0	0.00 0 0	0.00 0 0	0.00 0 0	0.00 0 0	0.00 0 0	0.00 0 0	0.00 0 0	0.00 0 0	0.00 80 28000	1.60 76 167200	
		Majara Dhubaldhan	0.00 0 0	0.00 0 0	0.00 0 0	0.00 0 0	0.00 0 0	0.00 0 0	0.00 0 0	0.00 0 0	0.00 0 0	0.00 0 0	0.00 66 19800	1.60 57 125400	
		Hamayupur	0.00 0 0	0.00 0 0	0.00 0 0	0.00 0 0	0.00 0 0	0.00 0 0	0.40 10 66000	0.00 0 0	0.00 0 0	0.00 0 0	0.00 0 0	0.00 40 12600	1.60 72 176200
		Mandauthi	0.00 0 0	0.00 0 0	0.00 0 0	0.00 0 0	0.00 0 0	0.00 0 0	0.00 0 0	0.00 0 0	0.00 0 0	0.00 0 0	0.00 0 0	0.00 155 55800	3.20 144 324000
		Mhmudhpur	0.00 0 0	0.00 0 0	0.00 0 0	0.00 0 0	0.00 0 0	0.00 0 0	1.20 36 237600	0.00 0 0	0.00 0 0	0.00 0 0	0.00 0 0	0.00 76 30400	2.80 56 123200
		Khudan	0.00 0 0	0.00 0 0	0.00 0 0	0.00 0 0	0.00 0 0	0.00 0 0	0.00 0 0	0.00 0 0	0.00 0 0	0.00 0 0	0.00 0 0	0.00 55 24750	1.20 51 112200
		M P Majara	0.00 0 0	0.00 0 0	0.00 0 0	0.00 0 0	0.00 0 0	0.00 0 0	0.00 0 0	0.00 0 0	0.00 0 0	0.00 0 0	0.00 0 0	0.00 230 92000	4.80 222 499500

			Barley (Bhusa)	Barley (Grain)	Gram (Bhusa)	Gram (Grain)	Green Fodder	Oilseeds (Rape & Mustard)	Other Crops	Other Pulses	Paddy	Sugarcane	Wheat (Bhusa)	Wheat (Grain)		
Central	Jhajjar	Chhara	0.00	0.00	0.00	0.00	0.00	2.40	0.00	0.00	0.00	0.00	0.00	5.60		
			0	0	0	0	0	0	48	0	0	0	0	260	252	
			0	0	0	0	0	0	312000	0	0	0	0	104000	554000	
		Chandpur	0.00	0.00	0.00	0.00	0.00	0.00	2.00	0.00	0.00	0.00	0.00	0.00	8.00	
			0	0	0	0	0	0	40	0	0	0	0	0	422	352
			0	0	0	0	0	0	264000	0	0	0	0	0	147700	774000
	Sashroli	0.00	0.00	0.00	0.00	0.00	0.00	2.00	0.00	0.00	0.00	0.00	0.00	0.00	0.00	
		0	0	0	0	0	0	45	0	0	0	0	0	0	0	
		0	0	0	0	0	0	268200	0	0	0	0	0	0	0	
	Bhupaniya	0.00	0.00	0.00	0.00	0.00	0.00	0.00	0.00	0.00	0.00	0.00	0.00	0.00	1.20	
		0	0	0	0	0	0	0	0	0	0	0	0	62	57	
		0	0	0	0	0	0	0	0	0	0	0	0	27900	128250	
	Jind	Manoharpur	0.00	0.00	0.00	0.00	0.00	0.00	0.00	0.00	0.00	0.00	0.00	0.00	1.30	
			0	0	0	0	0	0	0	0	0	0	0	60	52	
			0	0	0	0	0	0	0	0	0	0	0	21600	114400	
		Ujhana	0.00	0.00	0.00	0.00	0.20	0.00	0.00	0.00	0.00	0.00	0.00	0.00	0.80	
			0	0	0	0	5	0	0	0	0	0	0	0	36	36
			0	0	0	0	32500	0	0	0	0	0	0	0	14400	79200
		Doomarkhakalan	0.00	0.00	0.00	0.00	0.00	0.00	0.00	0.00	0.00	0.00	0.00	0.00	1.00	
0			0	0	0	0	0	0	0	0	0	0	0	25	19	
0			0	0	0	0	0	0	0	0	0	0	0	8000	42750	
Dakal		0.00	0.00	0.00	0.00	0.00	0.00	0.00	0.00	0.00	0.00	0.00	0.00	1.20		
		0	0	0	0	0	0	0	0	0	0	0	0	60	58	
		0	0	0	0	0	0	0	0	0	0	0	0	24000	127600	
Singapura		0.00	0.00	0.00	0.00	0.00	0.00	0.00	0.00	0.00	0.00	0.00	0.00	1.40		
	0	0	0	0	0	0	0	0	0	0	0	0	72	67		
	0	0	0	0	0	0	0	0	0	0	0	0	162000	672200		
Naguran	0.00	0.00	0.00	0.00	0.20	0.00	0.00	0.00	0.00	0.00	0.00	0.00	1.40			
	0	0	0	0	120	0	0	0	0	0	0	0	42	63		
	0	0	0	0	39600	0	0	0	0	0	0	0	16800	141700		
Safidon	0.00	0.00	0.00	0.00	0.20	0.00	0.00	0.00	0.00	0.00	0.00	0.00	1.00			
	0	0	0	0	55	0	0	0	0	0	0	0	52	48		
	0	0	0	0	18670	0	0	0	0	0	0	0	20800	108000		
Khatkhar	0.00	0.00	0.00	0.00	0.00	0.00	0.00	0.00	0.00	0.00	0.00	0.00	1.20			
	0	0	0	0	0	0	0	0	0	0	0	0	66	57		
	0	0	0	0	0	0	0	0	0	0	0	0	29700	370500		
Lajwana Kalan	0.00	0.00	0.00	0.00	0.10	0.00	0.00	0.00	0.00	0.00	0.00	0.00	2.00			
	0	0	0	0	65	0	0	0	0	0	0	0	110	98		
	0	0	0	0	12000	0	0	0	0	0	0	0	44000	220500		
Julana	0.00	0.00	0.00	0.00	0.10	0.00	0.00	0.00	0.00	0.00	0.00	0.00	4.00			
	0	0	0	0	45	0	0	0	0	0	0	0	200	190		
	0	0	0	0	16800	0	0	0	0	0	0	0	90000	418000		
Khanda	0.00	0.00	0.00	0.00	0.20	0.00	0.00	0.00	0.00	0.00	0.00	0.00	6.20			
	0	0	0	0	125	0	0	0	0	0	0	0	300	278		
	0	0	0	0	26000	0	0	0	0	0	0	0	600000	611600		

		Barley (Bhusa)	Barley (Grain)	Gram (Bhusa)	Gram (Grain)	Green Fodder	Oilseeds (Rape & Mustard)	Other Crops	Other Pulses	Paddy	Sugarcane	Wheat (Bhusa)	Wheat (Grain)	
Central	Jind	Rajpura Bhain	0.00 0 0	0.00 0 0	0.00 0 0	0.00 0 0	0.40 255 48200	0.00 0 0	0.00 0 0	0.00 0 0	0.00 0 0	2.40 1680 604800	0.00 475 171000	8.80 422 949800
		Pillu Khrrera	0.00 0 0	0.00 0 0	0.00 0 0	0.00 0 0	0.40 222 45600	7.90 171 1128600	0.00 0 0	0.00 0 0	0.00 0 0	0.00 0 0	0.00 366 146400	8.00 356 801000
		Bhambhewa	0.00 0 0	0.00 0 0	0.00 0 0	0.00 0 0	0.00 0 0	0.00 0 0	0.00 0 0	0.00 0 0	0.00 0 0	0.00 0 0	0.00 22 5000	0.60 15 33750
		Blerkha	0.00 0 0	0.00 0 0	0.00 0 0	0.00 0 0	0.20 76 18000	0.00 0 0	0.00 0 0	0.00 0 0	0.00 0 0	0.00 0 0	0.00 60 27000	1.80 56 123200
		Bhana Brahmnana	0.00 0 0	0.00 0 0	0.00 0 0	0.00 0 0	0.00 0 0	0.00 0 0	0.00 0 0	0.00 0 0	0.00 0 0	0.00 0 0	0.00 80 32000	1.60 75 168750
	Kaithal	Sherda	0.00 0 0	0.00 0 0	0.00 0 0	0.00 0 0	0.20 110 28000	0.00 0 0	0.00 0 0	0.00 0 0	0.00 0 0	0.00 0 0	0.00 150 54000	2.80 135 303750
		Kathwra	0.00 0 0	0.00 0 0	0.00 0 0	0.00 0 0	0.00 0 0	0.00 0 0	0.00 0 0	0.00 0 0	0.00 0 0	0.00 0 0	0.00 65 26000	1.20 57 125400
		Rawanhera	0.00 0 0	0.00 0 0	0.00 0 0	0.00 0 0	0.20 120 29600	0.00 0 0	0.00 0 0	0.00 0 0	0.00 0 0	0.00 0 0	0.00 75 33750	1.40 67 147400
		Atela	0.00 0 0	0.00 0 0	0.00 0 0	0.00 0 0	0.20 115 22100	0.00 0 0	0.00 0 0	0.00 0 0	0.00 0 0	0.00 0 0	0.00 56 16200	1.00 50 89460
		Bhagal	0.00 0 0	0.00 0 0	0.00 0 0	0.00 0 0	0.20 200 28000	0.00 0 0	0.00 0 0	0.00 0 0	0.00 0 0	0.00 0 0	0.00 85 42500	2.60 124 279000
		Kalayyat	0.00 0 0	0.00 0 0	0.00 0 0	0.00 0 0	0.20 188 28600	0.00 0 0	0.00 0 0	0.00 0 0	0.00 0 0	0.00 0 0	0.00 72 36000	1.40 66 145200
		Karora	0.00 0 0	0.00 0 0	0.00 0 0	0.00 0 0	0.20 125 42000	0.00 0 0	0.00 0 0	0.00 0 0	0.00 0 0	0.00 0 0	0.00 188 112800	3.60 171 384750
		Pabnawa	0.00 0 0	0.00 0 0	0.00 0 0	0.00 0 0	0.20 125 36000	0.00 0 0	0.00 0 0	0.00 0 0	0.00 0 0	0.00 0 0	0.00 125 70000	2.20 99 217800

			Barley (Bhusa)	Barley (Grain)	Gram (Bhusa)	Gram (Grain)	Green Fodder	Oilseeds (Rape & Mustard)	Other Crops	Other Pulses	Paddy	Sugarcan e	Wheat (Bhusa)	Wheat (Grain)	
Central	Kaithal	Hajwana	0.00	0.00	0.00	0.00	0.00	0.00	0.00	0.00	0.00	0.00	0.00	1.00	
			0	0	0	0	0	0	0	0	0	0	0	55	48
			0	0	0	0	0	0	0	0	0	0	0	33000	108000
		Kichchhana	0.00	0.00	0.00	0.00	0.20	0.00	0.00	0.00	0.00	0.00	0.00	0.00	2.80
			0	0	0	0	150	0	0	0	0	0	0	145	133
			0	0	0	0	21000	0	0	0	0	0	0	87000	299250
		Haripura	0.00	0.00	0.00	0.00	0.40	0.00	0.00	0.00	0.00	0.00	0.00	0.00	3.20
		0	0	0	0	300	0	0	0	0	0	0	166	152	
		0	0	0	0	90000	0	0	0	0	0	0	74700	342000	
	Kheri Gulam Ali	0.00	0.00	0.00	0.00	0.40	0.00	0.00	0.00	0.00	0.00	0.00	0.00	3.60	
		0	0	0	0	185	0	0	0	0	0	0	200	180	
		0	0	0	0	42600	0	0	0	0	0	0	96000	405000	
	Dandota	0.00	0.00	0.00	0.00	0.40	0.00	0.00	0.00	0.00	0.00	0.00	0.00	7.60	
		0	0	0	0	288	0	0	0	0	0	0	385	372	
	0	0	0	0	43500	0	0	0	0	0	0	134750	837000		
Kheri Sheru	0.00	0.00	0.00	0.00	0.40	0.00	0.00	0.00	0.00	0.00	0.00	0.00	10.00		
	0	0	0	0	295	0	0	0	0	0	0	250	476		
	0	0	0	0	41500	0	0	0	0	0	0	150000	1071000		
Rohtak	Kheri Sampla	0.00	0.00	0.00	0.00	0.00	0.00	0.00	0.00	0.00	0.00	0.00	0.00	1.00	
		0	0	0	0	0	0	0	0	0	0	0	92	49	
		0	0	0	0	0	0	0	0	0	0	0	36800	110250	
	Titoli	0.00	0.00	0.00	0.00	0.00	0.00	0.00	0.00	0.00	0.00	0.00	0.00	1.20	
		0	0	0	0	0	0	0	0	0	0	0	75	56	
		0	0	0	0	0	0	0	0	0	0	0	33750	123200	
	Bhalot	0.00	0.00	0.00	0.00	0.00	0.00	0.00	0.00	0.00	0.00	0.00	0.00	0.80	
	0	0	0	0	0	0	0	0	0	0	0	42	35		
	0	0	0	0	0	0	0	0	0	0	0	21000	78750		
Lakhan Majra	0.00	0.00	0.00	0.00	0.00	0.00	0.00	0.00	0.00	0.00	0.00	0.00	1.60		
	0	0	0	0	0	0	0	0	0	0	0	88	76		
	0	0	0	0	0	0	0	0	0	0	0	48400	171000		
Makdoli	0.00	0.00	0.00	0.00	0.00	0.00	0.00	0.00	0.00	0.00	0.00	0.00	1.80		
	0	0	0	0	0	0	0	0	0	0	0	110	86		
	0	0	0	0	0	0	0	0	0	0	0	55000	193500		
Lahali	0.00	0.00	0.00	0.00	0.40	0.00	0.00	0.00	0.00	0.00	0.00	0.00	1.60		
	0	0	0	0	300	0	0	0	0	0	0	110	79		
	0	0	0	0	105000	0	0	0	0	0	0	616100	177750		
Bhali Anandpur	0.00	0.00	0.00	0.00	0.00	0.00	0.00	0.00	0.00	0.00	0.00	0.00	3.20		
	0	0	0	0	0	0	0	0	0	0	0	166	156		
	0	0	0	0	0	0	0	0	0	0	0	83000	351000		

		Barley (Bhusa)	Barley (Grain)	Gram (Bhusa)	Gram (Grain)	Green Fodder	Oilseeds (Rape & Mustard)	Other Crops	Other Pulses	Paddy	Sugarcan e	Wheat (Bhusa)	Wheat (Grain)	
Central	Dattor	0.00	0.00	0.00	0.00	0.00	0.00	0.00	0.00	0.00	0.80	0.00	2.00	
		0	0	0	0	0	0	0	0	0	600	150	100	
		0	0	0	0	0	0	0	0	0	216000	75000	225000	
	Madina	0.00	0.00	0.00	0.00	0.00	0.00	0.00	0.00	0.00	0.00	4.40	0.00	4.00
		0	0	0	0	0	0	0	0	0	0	3080	210	188
		0	0	0	0	0	0	0	0	0	924000	126000	4230000	
	Mokhara	0.00	0.00	0.00	0.00	0.00	0.00	0.00	0.00	0.00	0.00	4.80	0.00	5.20
		0	0	0	0	0	0	0	0	0	0	3600	276	255
		0	0	0	0	0	0	0	0	0	1080000	166500	573750	
	Sonipat	Rabra	0.00	0.00	0.00	0.00	0.00	0.00	0.00	0.00	0.00	0.00	0.00	0.80
			0	0	0	0	0	0	0	0	0	0	50	38
			0	0	0	0	0	0	0	0	0	0	30000	85500
		Panchi jattan	0.00	0.00	0.00	0.00	0.00	0.00	0.00	0.00	0.00	0.00	0.00	1.00
			0	0	0	0	0	0	0	0	0	0	55	48
0			0	0	0	0	0	0	0	0	0	33000	108000	
Guhna		0.00	0.00	0.00	0.00	0.00	0.00	0.00	0.00	0.00	0.00	0.00	0.00	0.92
		0	0	0	0	0	0	0	0	0	0	0	55	42
		0	0	0	0	0	0	0	0	0	0	33622	101250	
Ahulana		0.00	0.00	0.00	0.00	0.00	0.00	0.00	0.00	0.00	0.00	0.00	0.00	1.00
		0	0	0	0	0	0	0	0	0	0	0	60	50
		0	0	0	0	0	0	0	0	0	0	30500	112500	
Tihar Malik		0.00	0.00	0.00	0.00	0.00	0.00	0.00	0.00	0.00	0.00	0.00	0.00	1.20
		0	0	0	0	0	0	0	0	0	0	0	70	60
		0	0	0	0	0	0	0	0	0	0	45600	135000	
Murthal		0.00	0.00	0.00	0.00	0.00	0.00	0.00	0.00	0.00	0.00	0.00	0.00	1.20
	0	0	0	0	0	0	0	0	0	0	0	66	55	
	0	0	0	0	0	0	0	0	0	0	39600	123750		
Purkhas	0.00	0.00	0.00	0.00	0.00	0.00	0.00	0.00	0.00	0.00	0.00	0.00	1.20	
	0	0	0	0	0	0	0	0	0	0	0	77	57	
	0	0	0	0	0	0	0	0	0	0	46200	130500		
Khewra	0.00	0.00	0.00	0.00	0.00	0.00	0.00	0.00	0.00	0.00	0.00	0.00	1.40	
	0	0	0	0	0	0	0	0	0	0	0	88	70	
	0	0	0	0	0	0	0	0	0	0	52600	157500		
Khathura	0.00	0.00	0.00	0.00	0.00	0.00	0.00	0.00	0.00	0.00	0.00	0.00	1.40	
	0	0	0	0	0	0	0	0	0	0	0	80	67	
	0	0	0	0	0	0	0	0	0	0	53200	162000		
Chhinauli	0.00	0.00	0.00	0.00	0.00	0.00	0.00	0.00	0.00	0.00	0.00	0.00	0.80	
	0	0	0	0	0	0	0	0	0	0	0	55	40	
	0	0	0	0	0	0	0	0	0	0	33000	90000		
Hasanpur	0.00	0.00	0.00	0.00	0.00	0.00	0.00	0.00	0.00	0.00	0.00	0.00	1.60	
	0	0	0	0	0	0	0	0	0	0	0	100	88	
	0	0	0	0	0	0	0	0	0	0	66000	198000		
Silana	0.00	0.00	0.00	0.00	0.00	0.00	0.00	0.00	0.00	0.00	0.00	0.00	1.00	
	0	0	0	0	0	0	0	0	0	0	0	66	50	
	0	0	0	0	0	0	0	0	0	0	63300	112500		

			Barley (Bhusa)	Barley (Grain)	Gram (Bhusa)	Gram (Grain)	Green Fodder	Oilseeds (Rape & Mustard)	Other Crops	Other Pulses	Paddy	Sugarcan e	Wheat (Bhusa)	Wheat (Grain)	
Central	Sonipat	Nuran Khera	0.00	0.00	0.00	0.00	0.20	0.00	0.00	0.00	0.00	0.00	0.00	3.40	
			0	0	0	0	155	0	0	0	0	0	0	171	
			0	0	0	0	55800	0	0	0	0	0	0	121000	384750
		Mohana	0.00	0.00	0.00	0.00	0.00	0.00	0.00	0.00	0.00	0.00	0.00	0.00	3.60
		0	0	0	0	0	0	0	0	0	0	0	230	180	
		0	0	0	0	0	0	0	0	0	0	0	133800	405000	
	Ishapur Kheri	0.00	0.00	0.00	0.00	3.40	0.00	0.00	0.00	0.00	0.00	0.00	0.00	6.60	
		0	0	0	0	2380	0	0	0	0	0	0	300	320	
		0	0	0	0	13090000	0	0	0	0	0	0	180000	720000	
	Jhundpur	0.00	0.00	0.00	0.00	0.00	0.00	0.00	0.00	0.00	0.00	0.00	0.00	9.60	
		0	0	0	0	0	0	0	0	0	0	0	550	480	
		0	0	0	0	0	0	0	0	0	0	0	207500	109000	
Northern	Ambala	Bhurewala	0.00	0.00	0.00	0.00	0.00	0.00	0.00	0.00	0.00	0.00	0.00	1.60	
			0	0	0	0	0	0	0	0	0	0	0	120	87
			0	0	0	0	0	0	0	0	0	0	0	66000	195750
		Panjokhara	0.00	0.00	0.00	0.00	0.00	0.00	0.00	0.00	0.00	0.00	0.00	0.00	0.80
			0	0	0	0	0	0	0	0	0	0	0	0	37
			0	0	0	0	0	0	0	0	0	0	0	0	83250
		Khudda Kalan	0.00	0.00	0.00	0.80	0.00	0.00	0.00	0.00	0.00	0.00	0.00	0.00	00.00
			0	0	20	16	0	0	0	0	0	0	0	0	0
			0	0	4500	86400	0	0	0	0	0	0	0	0	0
		Kesari	0.00	0.00	0.00	0.00	0.00	0.00	0.00	0.00	0.00	0.00	0.00	0.00	0.80
	0	0	0	0	0	0	0	0	0	0	0	0	38		
	0	0	0	0	0	0	0	0	0	0	0	0	85500		
Mardosahib	0.00	0.00	0.00	0.00	0.00	0.00	0.00	0.00	0.00	0.00	0.00	0.00	0.80		
	0	0	0	0	0	0	0	0	0	0	0	0	48	36	
	0	0	0	0	0	0	0	0	0	0	0	0	20640	81400	
Badagarh	0.00	0.00	0.00	0.00	0.00	0.00	0.00	0.00	0.00	0.00	0.00	0.00	2.40		
	0	0	0	0	0	0	0	0	0	0	0	0	140	108	
	0	0	0	0	0	0	0	0	0	0	0	0	70500	243000	
Patvi	0.00	0.00	0.00	0.00	0.20	0.00	0.00	0.00	0.00	0.00	0.00	0.00	3.40		
	0	0	0	0	120	0	0	0	0	0	0	0	145	135	
	0	0	0	0	36000	0	0	0	0	0	0	0	79750	303750	
Sohana	0.00	0.00	0.00	0.00	0.40	0.00	0.00	0.00	0.00	0.00	0.00	0.00	2.80		
	0	0	0	0	245	0	0	0	0	0	0	0	160	140	
	0	0	0	0	62475	0	0	0	0	0	0	0	72400	315000	
Landa	0.00	0.00	0.00	0.00	0.00	0.00	0.00	0.00	0.00	0.00	0.00	0.00	4.00		
	0	0	0	0	0	0	0	0	0	0	0	0	130	110	
	0	0	0	0	0	0	0	0	0	0	0	0	65000	247500	
Mulana	0.00	0.00	0.00	0.00	0.40	0.80	0.00	0.00	0.00	0.00	0.00	0.00	2.80		
	0	0	0	0	350	18	0	0	0	0	0	0	148	133	
	0	0	0	0	41000	118000	0	0	0	0	0	0	81400	299250	

			Barley (Bhusa)	Barley (Grain)	Gram (Bhusa)	Gram (Grain)	Green Fodder	Oilseeds (Rape & Mustard)	Other Crops	Other Pulses	Paddy	Sugarcane	Wheat (Bhusa)	Wheat (Grain)		
Northern	Ambala	Nabipur	0.00	0.00	0.00	0.00	0.20	0.00	0.00	0.00	0.00	0.00	0.00	1.00		
			0	0	0	0	120	0	0	0	0	0	0	66	57	
			0	0	0	0	30600	0	0	0	0	0	0	33500	128250	
		Fajalpur	0.00	0.00	0.00	0.00	1.60	0.00	0.00	0.00	0.00	0.00	0.00	0.00	18.00	
		0	0	0	0	1100	0	0	0	0	0	0	0	355	342	
		0	0	0	0	286000	0	0	0	0	0	0	0	142000	769500	
	Karnal	Manjura	0.00	0.00	0.00	0.00	0.00	0.00	0.00	0.00	0.00	0.00	0.00	0.00	1.20	
			0	0	0	0	0	0	0	0	0	0	0	66	60	
			0	0	0	0	0	0	0	0	0	0	0	33600	135000	
		Sanghoi	0.00	0.00	0.00	0.00	0.00	0.00	0.00	0.00	0.00	0.00	0.00	0.00	4.40	
			0	0	0	0	0	0	0	0	0	0	0	215	209	
			0	0	0	0	0	0	0	0	0	0	0	107400	470250	
		Ghisarpari	0.00	0.00	0.00	0.00	0.00	0.00	0.00	0.00	0.00	0.00	0.00	0.00	1.60	
			0	0	0	0	0	0	0	0	0	0	0	0	52	76
			0	0	0	0	0	0	0	0	0	0	0	0	39620	171000
		Butana	0.00	0.00	0.00	0.00	0.00	0.00	0.00	0.00	0.00	0.00	0.00	0.00	1.20	
			0	0	0	0	0	0	0	0	0	0	0	0	70	65
			0	0	0	0	0	0	0	0	0	0	0	0	35600	146250
		Jaisinghpura	0.00	0.00	0.00	0.00	0.00	0.00	0.00	0.00	0.00	0.00	0.00	0.00	1.20	
		0	0	0	0	0	0	0	0	0	0	0	0	60	55	
		0	0	0	0	0	0	0	0	0	0	0	0	27000	123751	
Gagsina	0.00	0.00	0.00	0.00	1.00	0.00	0.00	0.00	0.00	0.00	0.00	0.00	5.40			
	0	0	0	0	310	0	0	0	0	0	0	0	265	265		
	0	0	0	0	77500	0	0	0	0	0	0	0	130000	595260		
Gheer	0.00	0.00	0.00	0.00	0.20	0.40	0.00	0.00	0.00	0.00	0.00	0.00	2.20			
	0	0	0	0	210	10	0	0	0	0	0	0	110	100		
	0	0	0	0	54600	65000	0	0	0	0	0	0	55000	225000		
Staundi	0.00	0.00	0.00	0.00	0.00	0.00	0.00	0.00	0.00	0.00	0.00	0.00	2.40			
	0	0	0	0	0	0	0	0	0	0	0	0	125	110		
	0	0	0	0	0	0	0	0	0	0	0	0	62500	247590		
Padhana	0.00	0.00	0.00	0.00	0.40	0.00	0.00	0.00	0.00	0.00	0.00	0.00	3.60			
	0	0	0	0	310	0	0	0	0	0	0	0	200	170		
	0	0	0	0	50500	0	0	0	0	0	0	0	90000	382560		
Darar	0.00	0.00	0.00	0.00	1.00	2.00	0.00	0.00	0.00	0.00	0.00	0.00	17.00			
	0	0	0	0	310	42	0	0	0	0	0	0	600	800		
	0	0	0	0	155000	273050	0	0	0	0	0	0	270000	1800000		
Agondh	0.00	0.00	0.00	0.00	2.00	0.00	0.00	0.00	0.00	0.00	0.00	0.00	3.60			
	0	0	0	0	600	0	0	0	0	0	0	0	200	170		
	0	0	0	0	165320	0	0	0	0	0	0	0	90000	382500		

		Barley (Bhusa)	Barley (Grain)	Gram (Bhusa)	Gram (Grain)	Green Fodder	Oilseeds (Rape & Mustard)	Other Crops	Other Pulses	Paddy	Sugarcane	Wheat (Bhusa)	Wheat (Grain)	
Northern	Karnal	Chaura Khalsaa	0.00	0.00	0.00	0.00	0.00	0.00	0.00	0.00	0.00	0.00	1.60	
			0	0	0	0	0	0	0	0	0	0	90	80
			0	0	0	0	0	0	0	0	0	0	39600	180500
		Panodi	0.00	0.00	0.00	0.00	0.00	0.00	0.00	0.00	0.00	0.00	0.00	1.20
			0	0	0	0	0	0	0	0	0	0	65	75
		0	0	0	0	0	0	0	0	0	0	32500	168750	
	Jamalpur	0.00	0.00	0.00	0.00	0.00	0.00	0.00	0.00	0.00	0.00	0.00	1.60	
		0	0	0	0	0	0	0	0	0	0	80	76	
		0	0	0	0	0	0	0	0	0	0	40000	171000	
	Jabala	0.00	0.00	0.00	0.00	0.00	0.00	0.00	0.00	0.00	0.00	0.00	1.20	
		0	0	0	0	0	0	0	0	0	0	66	62	
		0	0	0	0	0	0	0	0	0	0	33000	139500	
	Phushgarh	0.00	0.00	0.00	0.00	0.20	0.00	0.00	0.00	0.00	0.00	0.00	2.60	
		0	0	0	0	188	0	0	0	0	0	142	123	
		0	0	0	0	52640	0	0	0	0	0	63900	276750	
Kurukshetra	Tholmajra	0.00	0.00	0.00	0.00	0.00	0.40	0.00	0.00	0.00	0.00	0.00	3.60	
		0	0	0	0	0	12	0	0	0	0	250	125	
		0	0	0	0	0	78000	0	0	0	0	70000	281250	
	Sonti	0.00	0.00	0.00	0.00	0.20	0.00	0.00	0.00	0.00	0.00	0.00	0.60	
		0	0	0	0	110	0	0	0	0	0	35	28	
		0	0	0	0	44200	0	0	0	0	0	17500	63500	
	Shadipur (Ladwa)	0.00	0.00	0.00	0.00	0.00	0.00	0.00	0.00	0.00	0.00	0.00	0.80	
		0	0	0	0	0	0	0	0	0	0	42	35	
		0	0	0	0	0	0	0	0	0	0	21000	78750	
Bir Mangoli	0.00	0.00	0.00	0.00	0.20	0.00	0.00	0.00	0.00	0.00	0.00	1.00		
	0	0	0	0	100	0	0	0	0	0	55	46		
	0	0	0	0	28850	0	0	0	0	0	27500	101250		
Jhansa	0.00	0.00	0.00	0.00	0.10	0.00	0.00	0.00	0.00	0.00	0.00	1.30		
	0	0	0	0	52	0	0	0	0	0	60	62		
	0	0	0	0	26000	0	0	0	0	0	27000	139500		
Beer Mathana	0.00	0.00	0.00	0.00	0.00	0.00	0.00	0.00	0.00	0.00	0.00	1.60		
	0	0	0	0	0	0	0	0	0	0	88	82		
	0	0	0	0	0	0	0	0	0	0	31600	184500		
Alampur	0.00	0.00	0.00	0.00	0.20	0.00	0.00	0.00	0.00	0.00	0.00	1.40		
	0	0	0	0	100	0	0	0	0	0	100	84		
	0	0	0	0	39600	0	0	0	0	0	52000	189000		
Mukimpura	0.00	0.00	0.00	0.00	0.20	0.00	0.00	0.00	0.00	0.00	0.00	1.60		
	0	0	0	0	100	0	0	0	0	0	110	88		
	0	0	0	0	26000	0	0	0	0	0	55000	180000		

			Barley (Bhusa)	Barley (Grain)	Gram (Bhusa)	Gram (Grain)	Green Fodder	Oilseeds (Rape & Mustard)	Other Crops	Other Pulses	Paddy	Sugarcane	Wheat (Bhusa)	Wheat (Grain)
Northern	Kurukshetra	Sunheri	0.00 0 0	0.00 0 0	0.00 0 0	0.00 0 0	0.00 0 0	0.00 0 0	0.00 0 0	0.00 0 0	0.00 0 0	0.00 0 0	0.00 150 65500	1.80 100 225000
		Sarsa	0.00 0 0	0.00 0 0	0.00 0 0	0.00 0 0	0.30 130 45000	0.00 0 0	0.00 0 0	0.00 0 0	0.00 0 0	0.00 0 0	0.00 200 41600	3.00 172 387000
		Phalsanda Rangran	0.00 0 0	0.00 0 0	0.00 0 0	0.00 0 0	0.20 110 49500	0.40 9 58500	0.40 17 125800	0.00 0 0	0.00 0 0	0.00 0 0	0.00 350 122055	5.00 250 562500
		Thol	0.00 0 0	0.00 0 0	0.00 0 0	0.00 0 0	0.20 110 45200	0.00 0 0	0.00 0 0	0.00 0 0	0.00 0 0	0.00 0 0	0.00 400 88500	7.60 361 812250
		Machhroli	0.00 0 0	0.00 0 0	0.00 0 0	0.00 0 0	0.10 67 17160	0.00 0 0	0.00 0 0	0.00 0 0	0.00 0 0	0.00 0 0	0.00 50 22500	0.80 38 85500
		Mehra	0.00 0 0	0.00 0 0	0.00 0 0	0.00 0 0	0.80 545 152500	0.00 0 0	1.20 15 111000	0.00 0 0	0.00 0 0	0.00 0 0	0.00 400 165894	8.80 405 911250
	Panchkula	Bharoli	0.00 0 0	0.00 0 0	0.00 0 0	0.00 0 0	0.40 65 46200	0.00 0 0	0.00 0 0	0.00 0 0	0.00 0 0	0.00 0 0	0.00 100 40000	1.60 72 162000
		Chrinya	0.00 0 0	0.00 0 0	0.00 0 0	0.00 0 0	0.20 89 25520	0.00 0 0	0.00 0 0	0.00 0 0	0.00 0 0	0.00 0 0	0.00 40 4020	1.00 25 56250
		Kiratpur	0.00 0 0	0.00 0 0	0.00 0 0	0.00 0 0	0.40 125 50000	0.00 0 0	0.00 0 0	0.00 0 0	0.00 0 0	0.00 0 0	0.00 150 69000	2.80 132 297000
		Haripur	0.00 0 0	0.00 0 0	0.00 0 0	0.00 0 0	0.40 210 56250	0.00 0 0	0.00 0 0	0.00 0 0	0.00 0 0	0.00 0 0	0.00 300 120000	5.60 270 607500
		Barwala	0.00 0 0	0.00 0 0	0.00 0 0	0.00 0 0	1.60 1150 332500	0.00 0 0	0.00 0 0	0.00 0 0	0.00 0 0	0.00 0 0	0.00 350 157520	6.00 288 648000
		Thaka	0.00 0 0	0.00 0 0	0.00 0 0	0.00 0 0	0.00 0 0	0.00 0 0	0.00 0 0	0.00 0 0	0.00 0 0	0.00 0 0	0.00 0 0	2.00 38 85500
		Bhuri	0.00 0 0	0.00 0 0	0.00 0 0	0.00 0 0	0.00 0 0	0.00 0 0	0.00 0 0	0.00 0 0	0.00 0 0	0.00 0 0	0 0 0	0.00 0 0
		Morni	0.00 0 0	0.00 0 0	0.00 0 0	0.00 0 0	0.00 0 0	0.00 0 0	0.00 0 0	0.00 0 0	0.00 0 0	0.00 0 0	0.00 0 0	0.00 0 0

		Barley (Bhusa)	Barley (Grain)	Gram (Bhusa)	Gram (Grain)	Green Fodder	Oilseeds (Rape & Mustard)	Other Crops	Other Pulses	Paddy	Sugarcane	Wheat (Bhusa)	Wheat (Grain)	
Northern	Panipat	Mahmudpur	0.00	0.00	0.00	0.00	0.20	0.00	0.00	0.00	0.00	0.00	1.40	
			0	0	0	0	85	0	0	0	0	0	75	63
			0	0	0	0	24650	0	0	0	0	0	33752	141750
		Noorpur muglum	0.00	0.00	0.00	0.00	0.20	0.00	0.00	0.00	0.00	0.00	0.00	1.40
			0	0	0	0	90	0	0	0	0	0	75	65
			0	0	0	0	45000	0	0	0	0	0	33750	144502
		Bandh	0.00	0.00	0.00	0.00	0.00	0.00	0.00	0.00	0.00	0.00	0.00	1.60
			0	0	0	0	0	0	0	0	0	0	80	85
			0	0	0	0	0	0	0	0	0	0	41200	191250
		Risalu	0.00	0.00	0.00	0.00	0.00	0.00	0.00	0.00	0.00	0.00	0.00	1.60
			0	0	0	0	0	0	0	0	0	0	100	76
			0	0	0	0	0	0	0	0	0	0	49200	171000
		Baluna	0.00	0.00	0.00	0.00	0.20	0.00	0.00	0.00	0.00	0.00	0.00	2.60
			0	0	0	0	85	0	0	0	0	0	130	110
			0	0	0	0	25600	0	0	0	0	0	58500	267500
	Naya Nara	0.00	0.00	0.00	0.00	0.20	0.00	0.00	0.00	0.00	0.00	0.00	1.80	
		0	0	0	0	86	0	0	0	0	0	100	86	
		0	0	0	0	24944	0	0	0	0	0	45600	193500	
	Attolapur	0.00	0.00	0.00	0.00	0.20	0.00	0.00	0.00	0.00	0.00	0.00	2.20	
		0	0	0	0	176	0	0	0	0	0	150	135	
	0	0	0	0	52800	0	0	0	0	0	67500	303750		
Patli Kalyana	0.00	0.00	0.00	0.00	0.20	0.00	0.00	0.00	0.00	0.00	0.00	2.20		
	0	0	0	0	175	0	0	0	0	0	150	120		
	0	0	0	0	52500	0	0	0	0	0	90000	270000		
Hathwala	0.00	0.00	0.00	0.00	0.00	0.00	0.00	0.00	0.00	0.00	0.00	1.60		
	0	0	0	0	0	0	0	0	0	0	120	88		
	0	0	0	0	0	0	0	0	0	0	54000	198000		
Tamsabad	0.00	0.00	0.00	0.00	0.20	0.00	0.00	0.00	0.00	0.00	0.00	3.40		
	0	0	0	0	155	0	0	0	0	0	0	166		
	0	0	0	0	48050	0	0	0	0	0	0	373500		
Sanoli Kalan	0.00	0.00	0.00	0.00	0.20	0.00	0.00	0.00	0.00	0.00	0.00	7.40		
	0	0	0	0	185	0	0	0	0	0	220	342		
	0	0	0	0	59200	0	0	0	0	0	110000	769500		
Alawla	0.00	0.00	0.00	0.00	0.20	0.00	0.00	0.00	0.00	0.00	0.00	3.40		
	0	0	0	0	155	0	0	0	0	0	200	168		
	0	0	0	0	44200	0	0	0	0	0	100000	375750		
Yamunanagar	Kulpur	0.00	0.00	0.00	0.00	0.20	0.00	0.00	0.00	0.00	0.00	2.00		
		0	0	0	0	152	0	0	0	0	100	88		
		0	0	0	0	48050	0	0	0	0	42000	198000		
Nijampur	0.00	0.00	0.00	0.00	1.00	0.00	0.40	0.00	0.00	1.60	0.00	1.00		
	0	0	0	0	300	0	25	0	0	1280	90	42		
	0	0	0	0	90650	0	162500	0	0	486600	39500	94500		
Damala	0.00	0.00	0.00	0.00	0.10	0.00	0.40	0.00	0.00	0.00	0.00	1.60		
	0	0	0	0	164	0	7	0	0	0	120	90		
	0	0	0	0	42860	0	49000	0	0	0	55600	202500		

			Barley (Bhusa)	Barley (Grain)	Gram (Bhusa)	Gram (Grain)	Green Fodder	Oilseeds (Rape & Mustard)	Other Crops	Other Pulses	Paddy	Sugarcane	Wheat (Bhusa)	Wheat (Grain)	
Northern	Yamunanagar	Milk khas	0.00	0.00	0.00	0.00	0.10	0.00	0.00	0.00	0.00	0.80	0.00	0.80	
			0	0	0	0	55	0	0	0	0	520	60	46	
			0	0	0	0	15200	0	0	0	0	282000	33600	103500	
		Khandwa	0.00	0.00	0.00	0.00	0.20	0.00	0.00	0.00	0.00	0.00	0.80	0.00	1.60
			0	0	0	0	120	0	0	0	0	525	100	82	
			0	0	0	0	39275	0	0	0	0	310850	60000	184500	
		Chholi	0.00	0.00	0.00	0.00	0.20	2.40	0.00	0.00	0.00	0.00	0.00	0.00	2.20
			0	0	0	0	125	48	0	0	0	0	150	120	
			0	0	0	0	40600	316000	0	0	0	0	49260	272000	
		Bhardurpur	0.00	0.00	0.00	0.00	0.90	0.00	0.00	0.00	0.00	0.00	0.00	0.00	0.00
			0	0	0	0	310	0	0	0	0	0	0	0	0
			0	0	0	0	93000	0	0	0	0	0	0	0	0
Rajpur	0.00	0.00	0.00	0.00	0.40	0.00	0.00	0.00	0.00	0.00	0.00	0.00	2.00		
	0	0	0	0	200	0	0	0	0	0	0	150	105		
	0	0	0	0	65000	0	0	0	0	0	0	40590	234500		
Kharwan	0.00	0.00	0.00	0.00	0.20	0.00	0.00	2.40	0.00	0.00	0.00	0.00	2.20		
	0	0	0	0	177	0	0	43	0	0	150	110			
	0	0	0	0	53405	0	0	294000	0	0	45002	247500			
BhamBholi	0.00	0.00	0.00	0.00	0.20	0.00	0.00	0.00	0.00	0.00	0.40	0.00	2.20		
	0	0	0	0	166	0	0	0	0	0	300	150	115		
	0	0	0	0	48140	0	0	0	0	0	108000	75000	258750		
Radauri	0.00	0.00	0.00	0.00	0.40	0.00	0.00	0.00	0.00	0.00	2.00	0.00	2.00		
	0	0	0	0	320	0	0	0	0	0	1500	155	110		
	0	0	0	0	96000	0	0	0	0	0	450000	77500	247550		
Tiharno	0.00	0.00	0.00	0.00	0.40	0.00	0.00	0.00	0.00	0.00	2.00	0.00	2.00		
	0	0	0	0	315	0	0	0	0	0	1660	130	92		
	0	0	0	0	90560	0	0	0	0	0	4608020	46600	207250		
Mahmudpur	0.00	0.00	0.00	0.00	0.00	0.00	0.00	0.00	0.00	0.00	0.00	0.00	1.00		
	0	0	0	0	0	0	0	0	0	0	0	80	42		
	0	0	0	0	0	0	0	0	0	0	0	45600	94500		
Partap Nagar Bahadurpur	0.00	0.00	0.00	0.00	0.20	0.00	0.00	1.00	0.00	0.00	1.20	0.00	2.60		
	0	0	0	0	168	0	0	18	0	0	900	150	120		
	0	0	0	0	43420	0	0	118800	0	0	252000	75000	270000		
Southern	Faridabad	Jasana	0.00	0.00	0.00	0.00	0.00	0.00	0.00	0.00	0.00	0.00	0.00	0.80	
			0	0	0	0	0	0	0	0	0	0	76	41	
			0	0	0	0	0	0	0	0	0	0	38000	92250	
Janhera	0.00	0.00	0.00	0.00	0.00	0.00	0.00	0.00	0.00	0.00	0.00	0.00	2.00		
	0	0	0	0	0	0	0	0	0	0	0	115	95		
	0	0	0	0	0	0	0	0	0	0	0	57500	213750		
Alipur Fulera	0.00	0.00	0.00	0.00	0.00	0.00	0.00	0.00	0.00	0.00	0.00	0.00	2.00		
	0	0	0	0	0	0	0	0	0	0	0	110	96		
	0	0	0	0	0	0	0	0	0	0	0	55000	211200		

			Barley (Bhusa)	Barley (Grain)	Gram (Bhusa)	Gram (Grain)	Green Fodder	Oilseeds (Rape & Mustard)	Other Crops	Other Pulses	Paddy	Sugarcane	Wheat (Bhusa)	Wheat (Grain)		
Southern	Faridabad	Tigavn	0.00	0.00	0.00	0.00	0.00	0.00	0.00	1.00	0.00	0.00	0.00	3.00		
			0	0	0	0	0	0	0	12	0	0	0	122		
			0	0	0	0	0	0	0	900000	0	0	0	84000	262300	
		Seekri	0.00	0.00	0.00	0.00	0.00	0.00	0.20	0.00	0.00	0.00	0.00	4.20		
			0	0	0	0	0	0	4	0	0	0	143	222		
			0	0	0	0	0	0	2960	0	0	0	71500	466200		
		Panhera Kalan	0.00	0.00	0.00	0.00	2.00	0.00	5.60	0.00	0.00	0.00	0.00	2.40		
			0	0	0	0	399	0	84	0	0	0	140	113		
			0	0	0	0	102600	0	630000	0	0	0	81200	248600		
Southern	Gurugram	Jamalpur	0.00	0.00	0.00	0.00	0.00	0.00	0.00	0.00	0.00	0.00	0.00	0.60		
			0	0	0	0	0	0	0	0	0	0	0	45	32	
			0	0	0	0	0	0	0	0	0	0	0	22500	70400	
				Alipur	0.00	0.00	0.00	0.00	0.40	0.00	0.00	0.00	0.00	0.00	0.00	1.60
					0	0	0	0	305	0	0	0	0	0	75	72
					0	0	0	0	88450	0	0	0	0	0	45000	162000
				Shajawash	0.00	0.00	0.00	0.00	0.00	0.00	0.00	0.00	0.00	0.00	0.00	0.80
					0	0	0	0	0	0	0	0	0	0	60	40
					0	0	0	0	0	0	0	0	0	0	30000	84000
				Pataudi	0.00	0.00	0.00	0.00	0.00	0.40	0.00	0.00	0.00	0.00	0.00	1.60
					0	0	0	0	0	8	0	0	0	0	100	77
					0	0	0	0	0	52000	0	0	0	0	50000	165550
		Tikli	0.00	0.00	0.00	0.00	0.00	0.00	0.00	0.00	0.00	0.00	0.00	1.60		
			0	0	0	0	0	0	0	0	0	0	90	70		
			0	0	0	0	0	0	0	0	0	0	54000	147000		
		Jasat	0.00	0.00	0.00	0.00	0.00	5.20	0.00	0.00	0.00	0.00	0.00	0.80		
			0	0	0	0	0	104	0	0	0	0	45	42		
			0	0	0	0	0	686400	0	0	0	0	25200	88200		
		Daboda	0.00	0.00	0.00	0.00	0.00	2.80	0.00	0.00	0.00	0.00	0.00	4.80		
			0	0	0	0	0	50	0	0	0	0	250	241		
			0	0	0	0	0	330000	0	0	0	0	125000	506000		
		Gadi Sadrana	0.00	0.00	0.00	0.60	0.00	5.00	0.00	0.00	0.00	0.00	0.00	4.80		
			0	0	0	275	0	90	0	0	0	0	250	233		
			0	0	0	71500	0	585000	0	0	0	0	150000	489200		
	Mahendergarh	Khatoodra	0.00	0.00	0.00	0.00	0.00	0.00	0.00	0.00	0.00	0.00	0.00	2.20		
			0	0	0	0	0	0	0	0	0	0	0	110		
			0	0	0	0	0	0	0	0	0	0	0	231000		
		Balana	0.00	0.00	0.00	0.00	0.00	1.80	0.00	0.00	0.00	0.00	0.00	0.00		
			0	0	0	0	0	32	0	0	0	0	0	0		
			0	0	0	0	0	208000	0	0	0	0	0	0		
		Ganiyar	0.00	0.00	0.00	0.00	0.00	1.40	3.60	0.00	0.00	0.00	0.00	3.40		
			0	0	0	0	0	28	72	0	0	0	190	172		
			0	0	0	0	0	184800	475200	0	0	0	95000	361200		

		Barley (Bhusa)	Barley (Grain)	Gram (Bhusa)	Gram (Grain)	Green Fodder	Oilseeds (Rape & Mustard)	Other Crops	Other Pulses	Paddy	Sugarcane	Wheat (Bhusa)	Wheat (Grain)
Mahendergarh	Kakrala	0.00 0 0	0.00 0 0	0.00 0 0	0.00 0 0	0.00 0 0	0.00 0 0	0.00 0 0	0.00 0 0	0.00 0 0	0.00 0 0	0.00 0 0	1.90 90 198000
	Khanpur	0.00 0 0	0.00 0 0	0.00 0 0	0.00 0 0	0.00 0 0	1.40 28 1848000	0.00 0 0	0.00 0 0	0.00 0 0	0.00 0 0	0.00 0 0	0.00 0 0
	Bhungaraka	0.00 0 0	0.00 0 0	0.00 0 0	0.00 0 0	0.00 0 0	0.00 0 0	0.00 0 0	0.00 0 0	0.00 0 0	0.00 0 0	0.00 40 186000	1.80 88 189200
	Shihma	0.00 0 0	0.00 0 0	0.00 0 0	0.00 0 0	0.00 0 0	3.40 67 442200	3.60 45 333000	0.00 0 0	0.00 0 0	0.00 0 0	0.00 250 100000	3.80 215 462250
	Bewal	0.00 15 6600	0.40 20 15500	0.00 0 0	0.00 0 0	0.00 0 0	0.60 18 118800	0.00 0 0	0.00 0 0	0.00 0 0	0.00 0 0	0.00 100 42050	1.80 85 187000
	Bashirpur	0.00 0 0	0.00 0 0	0.00 0 0	0.00 0 0	0.00 0 0	1.30 26 171600	0.00 0 0	0.00 0 0	0.00 0 0	0.00 0 0	0.00 160 48000	2.70 145 304500
	Satnali	0.00 0 0	0.00 0 0	0.00 0 0	0.00 0 0	0.00 0 0	0.00 0 0	0.00 0 0	0.00 0 0	0.00 0 0	0.00 0 0	0.00 100 50000	1.60 75 157500
	Laharoda	0.00 0 0	0.00 0 0	0.00 0 0	0.00 0 0	0.00 0 0	0.90 18 118800	0.00 0 0	0.00 0 0	0.00 0 0	0.00 0 0	0.00 0 0	0.00 0 0
	Bhiharipur	0.00 0 0	0.00 0 0	0.00 0 0	0.00 0 0	0.00 0 0	0.00 0 0	0.00 0 0	0.00 0 0	0.00 0 0	0.00 0 0	0.00 100 48600	1.60 89 195800
	Nangawas	0.00 0 0	0.00 0 0	0.00 0 0	0.00 0 0	0.00 0 0	0.00 0 0	0.00 0 0	0.00 0 0	0.00 0 0	0.00 0 0	0.00 0 0	1.80 95 199500
	Sharpur	0.00 0 0	0.00 0 0	0.00 0 0	0.00 0 0	0.00 0 0	1.40 26 171600	0.00 0 0	0.00 0 0	0.00 0 0	0.00 0 0	0.00 0 0	1.60 78 171600
	Chanderpur	0.00 0 0	0.00 0 0	0.00 0 0	0.00 0 0	0.00 0 0	0.00 0 0	0.00 0 0	0.00 0 0	0.00 0 0	0.00 0 0	0.00 0 0	1.90 110 231000
	Pawera	0.00 0 0	0.00 0 0	0.00 0 0	0.00 0 0	0.00 0 0	0.00 0 0	0.00 0 0	0.00 0 0	0.00 0 0	0.00 0 0	0.00 0 0	1.20 65 130000
	Nuh	Pipaka	0.00 0 0	0.00 0 0	0.00 0 0	0.00 0 0	0.00 0 0	0.40 10 67000	0.00 0 0	0.00 0 0	0.00 0 0	0.00 0 0	0.00 20 5000
Papra		0.00 0 0	0.00 0 0	0.00 0 0	0.00 0 0	0.00 0 0	0.40 9 65000	0.00 0 0	0.00 0 0	0.00 0 0	0.00 0 0	0.00 20 6530	0.40 23 50600

			Barley (Bhusa)	Barley (Grain)	Gram (Bhusa)	Gram (Grain)	Green Fodder	Oilseeds (Rape & Mustard)	Other Crops	Other Pulses	Paddy	Sugarcane	Wheat (Bhusa)	Wheat (Grain)	
Southern	Nuh	Mandarka	0.00	0.00	0.00	0.00	0.00	0.80	0.00	0.00	0.00	0.00	0.00	0.40	
			0	0	0	0	0	14	0	0	0	0	0	18	
			0	0	0	0	0	92400	0	0	0	0	0	39600	
		Nagal Sahpur	0.00	0.00	0.00	0.00	0.00	0.00	0.00	0.00	0.00	0.00	0.00	0.00	0.40
			0	0	0	0	0	0	0	0	0	0	0	0	17
			0	0	0	0	0	0	0	0	0	0	0	0	37400
		Dohad	0.00	0.00	0.00	0.00	0.00	0.00	1.20	0.00	0.00	0.00	0.00	0.00	1.00
			0	0	0	0	0	0	20	0	0	0	0	0	40
			0	0	0	0	0	0	134000	0	0	0	0	20000	88000
		Mohammed Bas	0.00	0.00	0.00	0.00	0.00	0.00	3.00	0.00	0.00	0.00	0.00	0.00	1.00
			0	0	0	0	0	0	49	0	0	0	0	0	32
			0	0	0	0	0	0	325850	0	0	0	0	8700	67200
	Sangel	0.00	0.00	0.00	0.00	0.00	0.00	1.60	0.00	0.00	0.00	0.00	0.00	2.40	
		0	0	0	0	0	0	35	0	0	0	0	0	110	
		0	0	0	0	0	0	231000	0	0	0	0	22500	270900	
	Bisaru	0.00	0.00	0.00	0.00	0.00	0.00	6.00	0.00	0.00	0.00	0.00	0.00	4.40	
		0	0	0	0	0	0	120	0	0	0	0	0	225	
		0	0	0	0	0	0	792000	0	0	0	0	102000	495000	
	Khedli Nuh	0.00	0.00	0.00	0.00	0.00	0.00	0.00	0.00	0.00	0.00	0.00	0.00	0.00	
		0	0	0	0	0	0	0	0	0	0	0	0	0	
	0	0	0	0	0	0	0	0	0	0	0	0	0		
Hasnpur Sohna	0.00	0.00	0.00	0.00	0.00	0.00	0.00	0.00	0.00	0.00	0.00	0.00	3.60		
	0	0	0	0	0	0	0	0	0	0	0	0	181		
	0	0	0	0	0	0	0	0	0	0	0	0	394200		
Dhana	0.00	0.00	0.00	0.00	0.00	0.00	0.60	0.00	0.00	0.00	0.00	0.00	0.40		
	0	0	0	0	0	0	11	0	0	0	0	0	22		
	0	0	0	0	0	0	72600	0	0	0	0	8300	48400		
Udaka	0.00	0.00	0.00	0.00	0.00	0.00	0.00	0.00	0.00	0.00	0.00	0.00	1.80		
	0	0	0	0	0	0	0	0	0	0	0	0	76		
	0	0	0	0	0	0	0	0	0	0	0	0	167200		
Bhuriyaki	0.00	0.00	0.00	0.00	0.00	0.00	0.00	0.00	0.00	0.00	0.00	0.00	2.00		
	0	0	0	0	0	0	0	0	0	0	0	0	110		
	0	0	0	0	0	0	0	0	0	0	0	25600	236500		
	Palwal	Meghpur	0.00	0.00	0.00	0.00	0.00	0.00	0.00	0.00	0.00	0.00	0.00	0.80	
			0	0	0	0	0	0	0	0	0	0	55	42	
			0	0	0	0	0	0	0	0	0	0	24700	90300	
		Mandkol	0.00	0.00	0.00	0.00	0.00	0.00	0.00	0.00	0.00	0.00	0.00	10.00	
			0	0	0	0	0	0	0	0	0	0	430	515	
			0	0	0	0	0	0	0	0	0	0	150500	1107250	
		Bhanguri	0.00	0.00	0.00	0.00	0.00	0.00	0.00	0.00	0.00	0.00	0.00	1.60	
			0	0	0	0	0	0	0	0	0	0	80	85	
			0	0	0	0	0	0	0	0	0	0	48000	182750	

			Barley (Bhusa)	Barley (Grain)	Gram (Bhusa)	Gram (Grain)	Green Fodder	Oilseeds (Rape & Mustard)	Other Crops	Other Pulses	Paddy	Sugarcane	Wheat (Bhusa)	Wheat (Grain)		
Southern	Palwal	Chandhat	0.00	0.00	0.00	0.00	0.00	0.00	0.00	0.00	0.00	0.00	0.00	1.60		
			0	0	0	0	0	0	0	0	0	0	0	95	84	
			0	0	0	0	0	0	0	0	0	0	0	47500	184800	
		Bhupgarh	0.00	0.00	0.00	0.00	0.00	0.00	0.00	0.00	0.00	0.00	0.00	0.00	1.60	
			0	0	0	0	0	0	0	0	0	0	0	0	66	85
			0	0	0	0	0	0	0	0	0	0	0	0	20200	182750
		Jatoli	0.00	0.00	0.00	0.00	0.20	0.00	0.00	0.00	0.00	0.00	0.00	0.00	1.40	
			0	0	0	0	70	0	0	0	0	0	0	0	75	65
			0	0	0	0	18200	0	0	0	0	0	0	0	30000	143000
	Bamani Khera	0.00	0.00	0.00	0.00	0.00	0.00	0.00	0.00	0.00	0.00	1.60	0.00	0.80		
		0	0	0	0	0	0	0	0	0	0	1250	40	46		
		0	0	0	0	0	0	0	0	0	0	375000	12800	103500		
	Likhi	0.00	0.00	0.00	0.00	0.00	0.00	0.00	0.00	0.00	0.00	0.00	0.00	2.40		
		0	0	0	0	0	0	0	0	0	0	0	0	120	128	
		0	0	0	0	0	0	0	0	0	0	0	0	72000	275200	
	Misa	0.00	0.00	0.00	0.00	0.00	0.00	0.00	0.00	0.00	0.00	0.00	0.00	2.40		
	0	0	0	0	0	0	0	0	0	0	0	0	100	130		
	0	0	0	0	0	0	0	0	0	0	0	0	35000	279500		
Attar Chata	0.00	0.00	0.00	0.00	0.00	0.00	0.00	0.00	0.00	0.00	0.00	0.00	4.00			
	0	0	0	0	0	0	0	0	0	0	0	0	220	210		
	0	0	0	0	0	0	0	0	0	0	0	0	110000	451500		
Prithla	0.00	0.00	0.00	0.00	0.00	0.00	0.00	0.00	0.00	0.00	0.00	0.00	8.00			
	0	0	0	0	0	0	0	0	0	0	0	0	300	410		
	0	0	0	0	0	0	0	0	0	0	0	0	125500	881500		
Mindkola	0.00	0.00	0.00	0.00	0.00	0.00	0.00	0.00	0.00	0.00	0.00	0.00	1.20			
	0	0	0	0	0	0	0	0	0	0	0	0	60	62		
	0	0	0	0	0	0	0	0	0	0	0	0	30000	133300		
	Rewari	Dhhina	0.00	0.00	0.00	0.00	0.00	0.00	0.00	0.00	0.00	0.00	0.00	2.00		
			0	0	0	0	0	0	0	0	0	0	0	115		
			0	0	0	0	0	0	0	0	0	0	0	258750		
		Chouki-2	0.00	0.00	0.00	0.00	1.60	0.00	0.00	0.00	0.00	0.00	0.00	1.00		
			0	0	0	0	1220	0	0	0	0	0	0	16	42	
			0	0	0	0	317200	0	0	0	0	0	0	8000	94500	
		Bamr	0.00	0.00	0.00	0.00	1.40	0.00	0.00	0.00	0.00	0.00	0.00	1.40		
			0	0	0	0	322	0	0	0	0	0	0	85	76	
			0	0	0	0	39380	0	0	0	0	0	0	42500	17100	
		Khndauda	0.00	0.00	0.00	0.00	1.80	0.00	0.00	0.00	0.00	0.00	0.00	1.00		
			0	0	0	0	365	0	0	0	0	0	0	43		
			0	0	0	0	105850	0	0	0	0	0	0	92450		

			Barley (Bhusa)	Barley (Grain)	Gram (Bhusa)	Gram (Grain)	Green Fodder	Oilseeds (Rape & Mustard)	Other Crops	Other Pulses	Paddy	Sugarcane	Wheat (Bhusa)	Wheat (Grain)		
Southern	Rewari	Raliyawash	0.00	0.00	0.00	0.00	0.00	0.80	0.00	0.00	0.00	0.00	0.00	2.80		
			0	0	0	0	0	24	0	0	0	0	0	170		
			0	0	0	0	0	156000	0	0	0	0	0	85000	337500	
		Gothara	0.00	0.00	0.00	0.00	0.00	0.00	1.40	0.00	0.00	0.00	0.00	0.00	1.40	
			0	0	0	0	0	0	31	0	0	0	0	0	110	
			0	0	0	0	0	0	207700	0	0	0	0	0	55000	191250
		Kirshan Nagar	0.00	0.00	0.00	0.00	0.00	0.00	2.00	0.00	0.00	0.00	0.00	0.00	2.80	
			0	0	0	0	0	0	42	0	0	0	0	0	160	
			0	0	0	0	0	0	281400	0	0	0	0	0	80000	315000
Pawti	0.00	0.00	0.00	0.00	0.00	0.00	1.20	0.00	0.00	0.00	0.00	0.00	2.80			
	0	0	0	0	0	0	26	0	0	0	0	0	155			
	0	0	0	0	0	0	169000	0	0	0	0	0	7750	326250		
Ramghar	0.00	0.00	0.00	0.00	0.00	2.00	0.00	2.00	0.00	0.00	0.00	0.00	5.00			
	0	0	0	0	0	1500	0	45	0	0	0	0	0			
	0	0	0	0	0	39000	0	333000	0	0	0	0	0	562500		
Maamdiya Ahlar	0.00	0.00	0.00	0.00	0.00	0.00	0.00	1.00	0.00	0.00	0.00	0.00	2.20			
	0	0	0	0	0	0	0	24	0	0	0	0	140			
	0	0	0	0	0	0	0	172800	0	0	0	0	70000	270000		
Kumrogha	0.00	0.00	0.00	0.00	0.00	0.00	0.00	0.00	0.00	0.00	0.00	0.00	2.40			
	0	0	0	0	0	0	0	0	0	0	0	0	128			
	0	0	0	0	0	0	0	0	0	0	0	0	288000			
Laghuwash Gurjar	0.00	0.00	0.00	0.00	0.00	0.00	0.00	1.60	0.00	0.00	0.00	0.00	0.00			
	0	0	0	0	0	0	0	24	0	0	0	0	0			
	0	0	0	0	0	0	0	177600	0	0	0	0	0			
		Tumna	0.00	0.00	0.00	0.00	0.00	0.00	0.00	0.00	0.00	0.00	0.00	1.60		
			0	0	0	0	0	0	0	0	0	0	0	85		
			0	0	0	0	0	0	0	0	0	0	0	191258		
		Fathepurtippa Dhina	0.00	0.00	0.00	0.00	0.00	2.00	0.00	0.00	0.00	0.00	0.00	1.20		
			0	0	0	0	0	42	0	0	0	0	0	65		
			0	0	0	0	0	281000	0	0	0	0	0	146250		
Western	Bhiwani	Jhanjhra Hasanpur	0.00	0.00	0.00	0.00	0.00	0.00	0.00	0.00	0.00	0.00	0.00	1.20		
			0	0	0	0	0	0	0	0	0	0	0	65		
			0	0	0	0	0	0	0	0	0	0	0	0	146250	
		Jattu Lohari	0.00	0.00	0.00	0.00	0.20	0.00	0.00	0.00	0.00	0.00	0.00	0.00	1.00	
			0	0	0	0	150	0	0	0	0	0	0	0	70	
			0	0	0	0	39000	0	0	0	0	0	0	0	35000	118250
Buderi	0.00	0.00	0.00	0.00	0.00	0.00	0.40	0.00	0.00	0.00	0.00	0.00	0.80			
	0	0	0	0	0	0	10	0	0	0	0	0	38			
	0	0	0	0	0	0	66000	0	0	0	0	0	85500			
Gignow	0.00	0.00	0.00	0.00	0.00	0.00	0.00	0.00	0.00	0.00	0.00	0.00	1.60			
	0	0	0	0	0	0	0	0	0	0	0	0	90			
	0	0	0	0	0	0	0	0	0	0	0	0	45000	198000		
Barwa	0.00	0.00	0.00	0.00	0.00	0.30	0.00	0.00	0.00	0.00	0.00	0.00	0.00	1.40		
	0	0	0	0	0	250	0	0	0	0	0	0	0	69		
	0	0	0	0	0	725000	0	0	0	0	0	0	0	14835		

			Barley (Bhusa)	Barley (Grain)	Gram (Bhusa)	Gram (Grain)	Green Fodder	Oilseeds (Rape & Mustard)	Other Crops	Other Pulses	Padd	Sugarcane	Wheat (Bhusa)	Wheat (Grain)
--	--	--	----------------	----------------	--------------	--------------	--------------	---------------------------	-------------	--------------	------	-----------	---------------	---------------

Western	Bhiwani	Sungarpur	0.00	0.00	0.00	0.00	0.00	0.00	0.00	0.00	0.00	0.00	0.00	2.20	
			0	0	0	0	0	0	0	0	0	0	0	0	120
			0	0	0	0	0	0	0	0	0	0	0	0	270000
		Behal	0.00	0.00	0.00	0.00	0.00	0.00	1.20	0.00	0.00	0.00	0.00	0.00	1.60
			s0	0	0	0	0	0	26	0	0	0	0	0	80
			0	0	0	0	0	0	174200	0	0	0	0	54000	172000
		Kitlana	0.00	0.00	0.00	0.00	0.40	2.80	0.00	0.00	0.00	0.00	0.00	0.00	0.00
	0	0	0	0	312	63	0	0	0	0	0	0	0		
	0	0	0	0	90400	422100	0	0	0	0	0	0	0		
Dinod	0.00	0.00	0.00	0.00	0.00	0.00	0.00	0.00	0.00	0.00	0.00	0.00	0.00		
	0	0	0	0	0	0	0	0	0	0	0	0	0		
	0	0	0	0	0	0	0	0	0	0	0	0	0		
Tosham	0.00	0.00	0.00	1.60	2.60	0.00	0.00	0.00	0.00	0.00	0.00	0.00	2.40		
	0	0	0	32	650	0	0	0	0	0	0	0	128		
	0	0	0	172800	195000	0	0	0	0	0	0	68500	288000		
Ghanghala	0.00	0.00	0.00	0.00	0.00	0.00	0.00	0.00	0.00	0.00	0.00	0.00	1.40		
	0	0	0	0	0	0	0	0	0	0	0	80	72		
	0	0	0	0	0	0	0	0	0	0	0	40000	162000		
Jita Khera	0.00	0.00	0.00	0.00	0.20	0.00	2.00	0.00	0.00	0.00	0.00	0.00	2.80		
	0	0	0	0	200	0	45	0	0	0	0	0	140		
	0	0	0	0	58000	0	297000	0	0	0	0	80000	315000		
Western	Charkhi Dadri	Hindol	0.00	0.00	0.00	0.00	0.00	0.00	0.00	0.00	0.00	0.00	0.00	0.40	
			0	0	0	0	0	0	0	0	0	0	0	18	
			0	0	0	0	0	0	0	0	0	0	0	40500	
		Mehrana	0.00	0.00	0.00	0.00	0.00	0.00	0.00	0.00	0.00	0.00	0.00	1.60	
			0	0	0	0	0	0	0	0	0	0	0	42	
			0	0	0	0	0	0	0	0	0	0	0	90300	
		Ram nagar	0.00	0.00	0.00	0.00	0.20	0.00	0.00	0.00	0.00	0.00	0.00	1.60	
	0	0	0	0	200	0	0	0	0	0	0	82			
	0	0	0	0	58000	0	0	0	0	0	0	50000	184500		
Sanwar	0.00	0.00	0.00	0.00	0.00	0.00	0.00	0.00	0.00	0.00	0.00	0.00	1.20		
	0	0	0	0	0	0	0	0	0	0	0	60	62		
	0	0	0	0	0	0	0	0	0	0	0	30000	139500		
Nandha	0.00	0.00	0.00	0.00	0.00	0.00	0.00	0.00	0.00	0.00	0.00	0.00	2.80		
	0	0	0	0	0	0	0	0	0	0	0	170	150		
	0	0	0	0	0	0	0	0	0	0	0	102000	337500		
Hui	0.00	0.00	0.00	0.00	0.00	1.60	0.00	0.00	0.00	0.00	0.00	0.00	9.60		
	0	0	0	0	0	32	0	0	0	0	0	500	480		
	0	0	0	0	0	214400	0	0	0	0	0	250000	1080000		
Balali	0.00	0.00	0.00	0.00	0.00	1.40	0.00	0.00	0.00	0.00	0.00	0.00	0.40		
	0	0	0	0	0	30	0	0	0	0	0	0	18		
	0	0	0	0	0	198000	0	0	0	0	0	0	40520		

			Barley (Bhusa)	Barley (Grain)	Gram (Bhusa)	Gram (Grain)	Green Fodder	Oilseeds (Rape & Mustard)	Other Crops	Other Pulses	Paddy	Sugarcane	Wheat (Bhusa)	Wheat (Grain)	
Western	Charkhi Dadri	Jhaujhu Khurad	0.00	0.00	0.00	0.00	0.00	3.60	0.00	0.00	0.00	0.00	0.00	4.00	
			0	0	0	0	0	72	0	0	0	0	0	250	212
			0	0	0	0	0	475200	0	0	0	0	0	30000	455800
	Fatehabad	Chobara	0.00	0.00	0.00	0.00	0.00	0.00	0.00	0.00	0.00	0.00	0.00	0.00	0.60
			0	0	0	0	0	0	0	0	0	0	0	30	26
			0	0	0	0	0	0	0	0	0	0	0	18000	58500
		Bhoda Hashnak	0.00	0.00	0.00	0.00	0.20	0.60	0.00	0.00	0.00	0.00	0.00	0.00	0.80
			0	0	0	0	54	20	0	0	0	0	0	40	42
			0	0	0	0	14040	134000	0	0	0	0	0	20000	90300
		Myond Kalan	0.00	0.00	0.00	0.00	0.20	0.00	0.00	0.00	0.00	0.00	0.00	0.00	1.60
			0	0	0	0	150	0	0	0	0	0	0	0	80
			0	0	0	0	39000	0	0	0	0	0	0	0	180000
		Bejalpur	0.00	0.00	0.00	0.00	0.20	0.00	0.00	0.00	0.00	0.00	0.00	0.00	1.60
			0	0	0	0	145	0	0	0	0	0	0	70	82
			0	0	0	0	40000	0	0	0	0	0	0	21000	184500
		Shekhupur Dhdauli	0.00	0.00	0.00	0.00	0.80	0.00	0.00	0.00	0.00	0.00	0.00	0.00	2.40
			0	0	0	0	560	0	0	0	0	0	0	0	128
			0	0	0	0	156600	0	0	0	0	0	0	0	288000
		Chindar	0.00	0.00	0.00	0.00	0.20	0.00	0.00	0.00	0.00	0.00	0.00	0.00	1.80
			0	0	0	0	145	0	0	0	0	0	0	100	95
	0	0	0	0	42050	0	0	0	0	0	0	50000	204250		
PiliMandori	0.00	0.00	0.00	0.00	0.80	0.00	0.00	0.00	0.00	0.00	0.00	0.00	0.00		
	0	0	0	0	600	0	0	0	0	0	0	0	0		
	0	0	0	0	174000	0	0	0	0	0	0	0	0		
Saniyana	0.00	0.00	0.00	0.00	0.20	0.00	0.00	0.00	0.00	0.00	0.00	0.00	3.80		
	0	0	0	0	130	0	0	0	0	0	0	250	222		
	0	0	0	0	37700	0	0	0	0	0	0	125000	495000		
Ratangarh	0.00	0.00	0.00	0.00	0.20	0.00	0.00	0.00	0.00	0.00	0.00	0.00	4.60		
	0	0	0	0	166	0	0	0	0	0	0	240	220		
	0	0	0	0	48140	0	0	0	0	0	0	144000	495000		
Jamalpur Sekha	0.00	0.00	0.00	0.00	0.40	0.00	0.40	0.00	0.00	0.00	0.00	0.00	6.20		
	0	0	0	0	200	0	20	0	0	0	0	340	320		
	0	0	0	0	58000	0	12000	0	0	0	0	170000	720000		
Diwana	0.00	0.00	0.00	0.00	0.40	0.00	0.00	0.00	0.00	0.00	0.00	0.00	12.80		
	20	0	0	0	200	0	0	0	0	0	0	700	640		
	4500	0	0	0	45000	0	0	0	0	0	0	350000	1376000		
Chimmo	0.00	0.00	0.00	0.00	0.20	0.00	0.00	0.00	0.00	0.00	0.00	0.00	3.80		
	0	0	0	0	170	0	0	0	0	0	0	250	200		
	0	0	0	0	49300	0	0	0	0	0	0	125005	450000		
Nagpur	0.00	0.00	0.00	0.00	0.20	0.00	0.00	0.00	0.00	0.00	0.00	0.00	1.20		
	0	0	0	0	77	0	0	0	0	0	0	65	65		
	0	0	0	0	22330	0	0	0	0	0	0	32500	146250		
Hadoli	0.00	0.00	0.00	0.00	0.10	0.00	0.00	0.00	0.00	0.00	0.00	0.00	1.30		
	0	0	0	0	70	0	0	0	0	0	0	70	62		
	0	0	0	0	20300	0	0	0	0	0	0	35000	139500		

			Barley (Bhusa)	Barley (Grain)	Gram (Bhusa)	Gram (Grain)	Green Fodder	Oilseeds (Rape & Mustard)	Other Crops	Other Pulses	Paddy	Sugarcane	Wheat (Bhusa)	Wheat (Grain)	
Western	Hisar	Kabrel	0.00 0 0	0.00 0 0	0.00 0 0	0.00 0 0	0.20 66 19114	0.00 0 0	0.00 0 0	0.00 0 0	0.00 0 0	0.00 0 0	0.00 35 17500	0.60 26 58500	
		Shikarpur	0.00 0 0	0.00 0 0	0.00 0 0	0.00 0 0	0.20 200 52000	0.00 0 0	0.00 0 0	0.00 0 0	0.00 0 0	0.00 0 0	0.00 65 32500	1.00 44 99000	
		Sarsod	0.00 0 0	0.00 0 0	0.00 0 0	0.00 0 0	0.20 150 39000	0.60 14 93000	0.00 0 0	0.00 0 0	0.00 0 0	0.00 0 0	0.00 0 0	0.60 30 67500	
		Bitmara	0.00 0 0	0.00 0 0	0.00 0 0	0.00 0 0	0.00 0 0	0.00 0 0	0.00 0 0	0.00 0 0	0.00 0 0	0.00 0 0	0.00 72 43200	1.60 85 191250	
		Narnaund	0.00 0 0	0.00 0 0	0.00 0 0	0.00 0 0	0.00 0 0	0.00 0 0	0.00 0 0	0.00 0 0	0.00 0 0	0.00 0 0	0.00 0 0	0.00 0 0	
		Bamnikhera	0.00 0 0	0.00 0 0	0.00 0 0	0.00 0 0	0.00 0 0	0.00 0 0	0.00 0 0	0.00 0 0	0.00 0 0	0.00 0 0	0.00 0 0	0.00 60 135000	
		Rakhi Khas	0.00 0 0	0.00 0 0	0.00 0 0	0.00 0 0	0.30 150 39000	0.00 0 0	0.00 0 0	0.00 0 0	0.00 0 0	0.00 0 0	0.00 100 50000	1.60 82 184500	
		Bichhpari	0.00 0 0	0.00 0 0	0.00 0 0	0.00 0 0	0.40 212 55120	0.60 13 87100	0.00 0 0	0.00 0 0	0.00 0 0	0.00 0 0	0.00 40 40000	0.80 40 90000	
		Data	0.00 0 0	0.00 0 0	0.00 16 7560	0.20 5 27000	0.00 0 0	0.00 0 0	0.00 0 0	0.00 0 0	0.00 0 0	0.00 0 0	0.00 100 50000	1.60 80 180000	
		Gadi	0.00 0 0	0.00 0 0	0.00 0 0	0.00 0 0	0.40 255 66300	0.00 0 0	0.00 0 0	0.00 0 0	0.00 0 0	0.00 0 0	0.00 100 55000	1.40 85 191250	
		Pabra	0.00 0 0	0.00 0 0	0.00 13 8520	1.00 18 97200	0.00 0 0	0.00 0 0	0.00 0 0	0.00 0 0	0.00 0 0	0.00 0 0	0.00 110 66000	1.40 90 202500	
		Ghirai	0.00 0 0	0.00 0 0	0.00 15 9500	0.00 0 0	0.20 150 39000	0.00 0 0	0.00 0 0	0.00 0 0	0.00 0 0	0.00 0 0	0.00 150 90000	2.60 135 290250	
		Rawalwas Khurd	0.00 0 0	0.00 0 0	0.00 0 0	0.00 0 0	0.00 0 0	2.40 48 321600	0.00 0 0	0.00 0 0	0.00 0 0	0.00 0 0	0.00 50 30000	0.60 36 68800	
		Sarngpur	0.00 0 0	0.00 0 0	0.00 0 0	0.00 0 0	4.00 3000 780000	0.00 0 0	3.40 72 532800	0.00 0 0	0.00 0 0	0.00 0 0	0.00 250 125000	3.60 200 430000	
		Sishwal	0.00 0 0	0.00 0 0	0.00 0 0	0.00 0 0	0.00 0 0	0.20 15 99000	0.00 0 0	0.00 0 0	0.00 0 0	0.00 0 0	0.00 140 70000	2.20 120 270000	
				Landhari	0.00 0 0	0.00 0 0	0.00 0 0	0.00 0 0	0.20 150 39000	0.00 0 0	0.00 0 0	0.00 0 0	0.00 0 0	0.00 100 50000	1.40 72 162000

--	--	--	--	--	--	--	--	--	--	--	--	--	--	--

		Barley (Bhusa)	Barley (Grain)	Gram (Bhusa)	Gram (Grain)	Green Fodder	Oilseeds (Rape & Mustard)	Other Crops	Other Pulses	Paddy	Sugarcane	Wheat (Bhusa)	Wheat (Grain)		
Western	Sirsa	Sorkhi	0.00	0.00	0.00	0.00	0.00	1.20	0.00	0.00	0.00	0.80	0.00	4.40	
			0	0	0	0	0	20	0	0	0	560	150	220	
			0	0	0	0	0	134000	0	0	0	168000	45000	473000	
		Chikanwas	0.00	0.00	0.00	0.00	0.00	0.00	0.00	0.00	0.00	0.00	0.00	0.00	
			0	0	0	0	0	0	0	0	0	0	0	0	
			0	0	0	0	0	0	0	0	0	0	0	0	
		Sahuwala	0.00	0.00	0.00	0.00	0.00	0.00	0.00	0.00	0.00	0.00	0.00	0.00	0.80
			0	0	0	0	0	0	0	0	0	0	0	40	35
			0	0	0	0	0	0	0	0	0	0	40000	78750	
		Umedpura	0.00	0.00	0.00	0.00	0.20	0.00	0.00	0.00	0.00	0.00	0.00	0.00	0.60
			0	0	0	0	120	0	0	0	0	0	40	37	
	0	0	0	0	31200	0	0	0	0	0	40000	83250			
Abholi	0.00	0.00	0.00	0.00	0.00	0.00	0.00	0.00	0.00	0.00	0.00	0.00	1.00		
	0	0	0	0	0	0	0	0	0	0	0	0	52		
	0	0	0	0	0	0	0	0	0	0	0	0	117000		
Jamal	0.00	0.00	0.00	0.00	0.20	0.00	0.00	0.00	0.00	0.00	0.00	0.00	1.00		
	0	0	0	0	120	0	0	0	0	0	0	60	55		
	0	0	0	0	31200	0	0	0	0	0	30000	118250			
Ottu	0.00	0.00	0.00	0.00	0.00	0.00	0.00	0.00	0.00	0.00	0.00	0.00	1.40		
	0	0	0	0	0	0	0	0	0	0	0	70	72		
	0	0	0	0	0	0	0	0	0	0	0	42000	154800		
Malekan	0.00	0.00	0.00	0.00	0.20	0.00	0.00	0.00	0.00	0.00	0.00	0.00	3.00		
	0	0	0	0	120	0	0	0	0	0	0	200	145		
	0	0	0	0	39000	0	0	0	0	0	0	100000	311750		
Panihari	0.00	0.00	0.00	0.00	0.00	0.00	0.00	0.00	0.00	0.00	0.00	0.00	1.40		
	0	0	0	0	0	0	0	0	0	0	0	90	85		
	0	0	0	0	0	0	0	0	0	0	0	45000	182750		
Bhawdin	0.00	0.00	0.00	0.00	0.00	0.00	0.00	0.00	0.00	0.00	0.00	0.00	0.80		
	0	0	0	0	0	0	0	0	0	0	0	62	42		
	0	0	0	0	0	0	0	0	0	0	0	31000	90300		
Sanvat Khera	0.00	0.00	0.00	0.00	0.20	0.00	0.00	0.00	0.00	0.00	0.00	0.00	1.40		
	0	0	0	0	125	0	0	0	0	0	0	80	73		
	0	0	0	0	32500	0	0	0	0	0	0	32000	164250		

		Barley (Bhusa)	Barley (Grain)	Gram (Bhusa)	Gram (Grain)	Green Fodder	Oilseeds (Rape & Mustard)	Other Crops	Other Pulses	Paddy	Sugarcane	Wheat (Bhusa)	Wheat (Grain)	
Western	Sirsa	Jalalana	0.00	0.00	0.00	0.00	0.40	0.00	0.00	0.00	0.00	0.00	1.20	
			0	0	0	0	200	0	0	0	0	0	60	62
			0	0	0	0	58000	0	0	0	0	0	60000	139500
		Ding	0.00	0.00	0.00	0.00	0.00	0.80	0.00	0.00	0.00	0.00	0.00	1.20
			0	0	0	0	0	22	0	0	0	0	82	69
			0	0	0	0	0	154000	0	0	0	0	41000	155250
		Odhan	0.00	0.00	0.00	0.00	0.20	0.00	0.00	0.00	0.00	0.00	0.00	2.60
			0	0	0	0	150	0	0	0	0	0	150	140
			0	0	0	0	43500	0	0	0	0	0	75000	315000
		Alikan	0.00	0.00	0.00	0.00	0.20	1.00	0.00	0.00	0.00	0.00	0.00	2.00
			0	0	0	0	166	30	0	0	0	0	120	110
			0	0	0	0	48146	201000	0	0	0	0	60000	247500
		Jhorad Rohi	0.00	0.00	0.00	0.00	0.40	1.60	0.00	0.00	0.00	0.00	0.00	4.00
			0	0	0	0	140	36	0	0	0	0	280	220
			0	0	0	0	40600	241200	0	0	0	0	140000	495000

APPENDIX- III- B

Cropped area, yield and its value of crops sown on Unirrigated Land (Rabi) 2021-22

(Area in hects., Yield in Qtls., Value in Rs.)

Zone	District	Holdings	Barley (Bhusa)	Barley (Grain)	Gram (Bhusa)	Gram (Grain)	Green Fodder	Oilseeds (Rape & Mustard)	Other Pulses	Wheat (Bhusa)	Wheat (Grain)	
Central	Jhajjar	Chhara	0.00 0 0	0.00 0 0	0.00 0 0	0.00 0 0	0.00 0 0	0.00 0 0	0.00 0 0	0.00 0 0	0.00 0 0	
		Rohtak	Lakhan Majra	0.00 0 0	0.00 0 0	0.00 0 0	0.00 0 0	0.00 0 0	0.00 0 0	0.00 0 0	0.00 0 0	0.40 35 45250
			Lahali	0.00 0 0	0.00 0 0	0.00 0 0	0.00 0 0	0.00 0 0	0.00 0 0	0.00 0 0	0.00 0 0	0.40 25 10800
	Bhali Anandpur		0.00 0 0	0.00 0 0	0.00 0 0	0.00 0 0	0.00 0 0	0.00 0 0	0.00 0 0	0.00 0 0	0.60 45 40500	
			Dator	0.00 0 0	0.00 0 0	0.00 0 0	0.00 0 0	0.00 0 0	0.00 0 0	0.00 0 0	0.00 0 0	1.20 38 50500
			Makroli	0.00 0 0	0.00 0 0	0.00 0 0	0.00 0 0	0.00 0 0	0.00 0 0	0.00 0 0	0.00 0 0	0.60 33 51200
			Sonit Sonipat	Silana	0.00 0 0	0.00 0 0	0.00 0 0	0.00 0 0	0.00 0 0	0.00 0 0	0.00 0 0	0.00 0 0
			Chhinouli	0.00 0 0	0.00 0 0	0.00 0 0	0.00 0 0	0.00 0 0	0.00 0 0	0.00 0 0	0.00 0 0	0.40 24 44020
			Jind	Manhorpur	0.00 0 0	0.00 0 0	0.00 0 0	0.00 0 0	0.00 0 0	0.00 0 0	0.00 0 0	0.00 0 0
			Northern	Ambala	Mardosahib	0.00 0 0	0.00 0 0	0.00 0 0	0.00 0 0	0.20 75 24250	0.00 0 0	0.00 0 0
	Badagarh	0.00 0 0			0.00 0 0	0.00 0 0	0.00 0 0	0.20 100 39800	0.00 0 0	0.00 0 0	0.00 26 18500	0.60 25 46025
	Fajalpur	0.00 0 0			0.00 0 0	0.00 0 0	0.00 0 0	0.00 0 0	0.00 0 0	0.00 0 0	0.00 0 0	1.20 35 50200

			Barley (Bhusa)	Barley (Grain)	Gram (Bhusa)	Gram (Grain)	Green Fodder	Oilseeds (Rape & Mustard)	Other Pulses	Wheat (Bhusa)	Wheat (Grain)	
Northern	Panchkula	Morni	0.00	0.00	0.00	0.00	0.00	0.00	0.00	0.00	0.90	
			0	0	0	0	0	0	0	0	35	
			0	0	0	0	0	0	0	0	44120	
		Bhuri	0.00	0.00	0.00	0.00	0.00	0.80	0.00	0.00	0.80	
			0	0	0	0	18	0	12	21		
			0	0	0	0	30045	0	4500	29020		
Southern	Gurugram	Jamalpur	0.00	0.00	0.00	0.00	0.00	0.20	0.00	0.00	0.00	
			0	0	0	0	0	8	0	0	0	
			0	0	0	0	0	20950	0	0	0	
	Mahendergarh	Chhilaro	0.00	0.00	0.00	0.00	0.00	0.00	0.00	0.00	0.00	0.00
			0	0	0	0	0	0	0	0	0	0
			0	0	0	0	0	0	0	0	0	0
		Ganiyar	0.00	0.00	0.00	0.40	0.00	0.00	0.00	0.00	0.00	0.00
					0	0	17	8	0	0	0	0
					0	0	2000	44200	0	0	0	0
		Bhungarka	0.00	0.00	0.00	0.00	0.00	0.00	0.00	0.00	0.00	0.00
					0	0	0	0	0	0	0	0
					0	0	0	0	0	0	0	0
		Satnali	0.00	0.00	0.00	0.00	0.00	0.00	0.00	0.00	0.00	0.00
					0	0	0	0	0	0	0	0
					0	0	0	0	0	0	0	0
		Balaha kala	0.00	0.00	0.00	0.00	0.00	0.00	0.00	0.00	0.00	0.00
			0	0	0	0	0	0	0	0		
			0	0	0	0	0	0	0	0		
Nuh	Tai	0.00	0.00	0.00	0.00	0.00	0.40	0.00	0.00	0.00	0.00	
		0	0	0	0	0	9.5	0	0	0		
		0	0	0	0	0	25220	0	0	0		
	Nagal Sahpur	0.00	0.00	0.00	0.00	0.00	0.80	0.00	0.00	0.00	0.00	
				0	0	0	20	0	0	0		
				0	0	0	47000	0	0	0		
	Sangel	0.00	0.00	0.00	0.00	0.00	2.40	0.00	0.00	0.00	0.00	
				0	0	0	38	0	0	0		
			0	0	0	208502	0	0	0			
Kherli Nuh	0.00	0.00	0.00	0.00	0.00	7.60	0.00	0.00	0.00	0.00		
			0	0	0	72	0	0	0			
			0	0	0	322005	0	0	0			

			Barley (Bhusa)	Barley (Grain)	Gram (Bhusa)	Gram (Grain)	Green Fodder	Oilseeds (Rape & Mustard)	Other Pulses	Wheat (Bhusa)	Wheat (Grain)
Western	Bhiwani	Dinod	0.00 0 0	0.00 0 0	0.00 0 0	0.00 0 0	0.00 0 0	1.60 24 85600	0.00 0 0	0.00 0 0	0.00 0 0
		Sungarpur	0.00 0 0	0.00 0 0	0.00 0 0	0.00 0 0	0.00 0 0	2.00 44 135200	0.00 0 0	0.00 0 0	0.00 0 0
		Ghanghala	0.00 0 0	0.00 0 0	0.00 0 0	0.00 0 0	0.00 0 0	1.40 38 264550	0.00 0 0	0.00 0 0	0.00 0 0
		Jita Khera	0.00 0 0	0.00 0 0	0.00 0 0	0.00 0 0	0.00 0 0	2.10 40 225544	0.00 0 0	0.00 0 0	0.00 0 0
		Sadwa	0.00 0 0	0.00 0 0	0.00 0 0	0.00 0 0	0.00 0 0	2.40 45 250451	0.00 0 0	0.00 0 0	0.00 0 0
		Tosham	0.00 0 0	0.00 0 0	0.00 0 0	0.00 0 0	0.50 166 30000	2.10 36 220520	0.00 0 0	0.00 0 0	1.00 20 44000
		Kairu	0.00 0 0	0.00 0 0	0.00 0 0	0.00 0 0	0.00 0 0	1.00 10 55000	0.00 0 0	0.00 0 0	1.20 38 65200
	Charkhi Dadri	Sanwar	0.00 0 0	0.00 0 0	0.00 0 0	0.00 0 0	0.00 0 0	0.80 15 67000	0.00 0 0	0.00 0 0	0.00 0 0
	Hisar	Narnaund	0.00 0 0	0.00 0 0	0.00 0 0	0.00 0 0	1.60 15 55320	0.00 0 0	0.00 0 0	0.00 0 0	0.00 0 0
		Chikanwas	0.00 0 0	0.00 0 0	0.00 0 0	0.00 0 0	0.00 0 0	0.00 0 0	0.00 0 0	0.00 0 0	0.00 0 0
		Moda Khera	0.00 0 0	0.00 0 0	0.00 0 0	0.00 0 0	0.00 0 0	0.00 0 0	0.00 0 0	0.00 0 0	0.00 0 0
		Kabrel	0.00 0 0	0.00 0 0	0.00 0 0	0.00 0 0	0.40 9 40300	0.00 0 0	0.00 0 0	0.00 0 0	0.00 0 0