

HARYANA GOVERNMENT**ECONOMIC AND STATISTICAL AFFAIRS DEPARTMENT, HARYANA**

The 2nd February, 2024

POB No. 1351.—In pursuance of Haryana Government Notification No. 7546-3-LAB-78/25638 dated the 4th September, 1970 and No. 3781-3-lab-72 dated the 2nd June, 1972 appointing 'Director, Department of Economic & Statistical Affairs, Haryana as Competent Authority to ascertain from time to time the Working Class Cost of living Index Numbers and in exercise of powers conferred by clause (d) of Section 2 of the Minimum Wages Act, 1948. I hereby declare the Working Class Cost of Living Index Numbers from July, 2023 to December, 2023 in respect of Ambala, Bahadurgarh, Hisar, Rewari, Panipat, Sonipat, Yamunanagar, Faridabad and Gurugram Centres and for Haryana State as under:-

**WORKING CLASS COST OF LIVING INDEX NUMBERS
(CONSUMER PRICE INDEX FOR INDUSTRIAL WORKERS) OF HARYANA**

(Base Year 2016=100)

Month/ Year	Ambala	Bahadurgarh	Hisar	Rewari	Panipat	Sonipat	Haryana	Yamuna Nagar@	F/bad@	Gurugram@
July, 2023	137.4 (N.A.)	138.2 (1534.0)	137.3 (1518.5)	138.0 (N.A.)	139.4 (1547.3)	139.2 (1540.9)	138.3 (1532.4)	144.7 (402.3)	143.2 (368.0)	146.96 (N.A.)
Aug., 2023	136.5 (N.A.)	137.5 (1526.3)	136.5 (1509.7)	137.1 (N.A.)	138.7 (1539.6)	138.4 (1532.1)	137.5 (1523.5)	144.3 (401.2)	140.8 (361.9)	144.0 (N.A.)
Sept., 2023	135.6 (N.A.)	136.2 (1511.8)	135.6 (1499.7)	135.9 (N.A.)	137.3 (1524.0)	137.5 (1522.1)	136.4 (1511.3)	140.0 (389.2)	137.7 (353.9)	142.5 (N.A.)
Oct., 2023	136.8 (N.A.)	137.2 (1522.9)	136.8 (1513.0)	136.9 (N.A.)	138.3 (1535.1)	138.8 (1536.5)	137.5 (1523.5)	140.9 (391.7)	137.9 (354.4)	142.9 (N.A.)
Nov., 2023	137.9 (N.A.)	138.1 (1532.9)	137.8 (1524.1)	137.7 (N.A.)	139.0 (1542.9)	140.1 (1550.9)	138.4 (1533.5)	142.7 (396.7)	137.7 (353.9)	141.4 (N.A.)
Dec., 2023	136.8 (N.A.)	136.7 (1517.4)	136.8 (1513.0)	136.2 (N.A.)	138.0 (1531.8)	138.6 (1534.3)	137.2 (1520.2)	143.2 (398.1)	137.3 (352.9)	139.8 (N.A.)
Average	136.8 (N.A.)	137.3 (1524.0)	136.8 (1513.0)	137.0 (N.A.)	138.5 (1537.4)	138.8 (1536.5)	137.6 (1524.6) [3293.1]*	142.7 (396.7)	139.1 (357.5)	142.9 (N.A.)

- Notes :-** 1. Figures in brackets except Yamunanagar, Faridabad and Gurugram Centres are the estimated General Index Numbers with Base Year 1982=100. Ambala and Rewari Centres were not included during Base Year 1982=100.
2. * : With Base Year 1972-73=100 (2.16).
3. @ : These indices are furnished by Labour Bureau (Government of India) with Base Year 2016=100, however, figures in brackets relates to the Base Year 2001=100. Gurugram Centre was not included during Base Year 2001=100.

(Sd.)...,
Director,
Economic and Statistical Affairs Department,
Haryana.

HARYANA GOVERNMENT**ECONOMIC AND STATISTICAL AFFAIRS DEPARTMENT, HARYANA**

The 8th August, 2023

POB No. 1336.—In pursuance of Haryana Government Notification No. 7546-3-LAB-78/25638 dated the 4th September, 1970 and No. 3781-3-lab-72 dated the 2nd June, 1972 appointing 'Director, Department of Economic & Statistical Affairs, Haryana as Competent Authority to ascertain from time to time the Working Class Cost of living Index Numbers and in exercise of powers conferred by clause (d) of Section 2 of the Minimum Wages Act, 1948. I hereby declare the Working Class Cost of Living Index Numbers from January, 2023 to June, 2023 in respect of Ambala, Bahadurgarh, Hisar, Rewari, Panipat, Sonipat, Yamunanagar, Faridabad and Gurugram Centres and for Haryana State as under:-

**WORKING CLASS COST OF LIVING INDEX NUMBERS
(CONSUMER PRICE INDEX FOR INDUSTRIAL WORKERS) OF HARYANA**

(Base Year 2016=100)

Month/ Year	Ambala	Bahadurgarh	Hisar	Rewari	Panipat	Sonipat	Haryana	Yamuna Nagar@	Faridabad @	Gurugram@
Jan., 2023	131.1 (N.A.)	131.2 (1430.8)	131.1 (1425.6)	131.2 (N.A.)	132.2 (1434.1)	131.6 (1422.5)	131.4 (1456)	134.2 (373.1)	133.7 (343.6)	133.9 (N.A.)
Feb., 2023	130.9 (N.A.)	131.1 (1441.9)	130.8 (1435.6)	130.9 (N.A.)	132.0 (1444.1)	131.5 (1433.6)	131.2 (1437.1)	130.3 (373.4)	134.0 (344.4)	134.8 (N.A.)
March, 2023	131.6 (N.A.)	132.1 (1455.2)	131.9 (1444.4)	131.3 (N.A.)	132.8 (1455.2)	132.7 (1445.7)	132.1 (1449.3)	131.8 (376.7)	134.1 (344.6)	137.9 (N.A.)
April, 2023	132.5 (N.A.)	132.9 (1468.5)	132.6 (1457.7)	132.5 (N.A.)	133.9 (1470.8)	134.1 (1462.3)	133.1 (1463.7)	133.6 (378.4)	134.1 (344.6)	137.6 (N.A.)
May, 2023	134.0 (N.A.)	134.6 (1470.8)	134.0 (1459.9)	134.3 (N.A.)	135.6 (1474.1)	135.7 (1465.7)	134.7 (1465.9)	134.2 (378.4)	133.7 (343.6)	137.0 (N.A.)
June, 2023	135.1 (N.A.)	135.8 (1507.4)	135.0 (1493.1)	135.5 (N.A.)	136.8 (1518.5)	136.7 (1513.3)	135.8 (1504.7)	134.5 (388.1)	135.3 (347.7)	138.6 (N.A.)
Average	132.5 (N.A.)	132.9 (1475.2)	132.6 (1466.5)	132.6 (N.A.)	133.9 (1486.3)	133.7 (1480.0)	133.0 (1473.6) [3183.0]*	132.4 (378.0)	134.1 (344.6)	136.6 (N.A.)

- Notes :-**
- Figures in brackets except Yamunanagar, Faridabad and Gurugram Centres are the estimated General Index Numbers with Base Year 1982=100. Ambala and Rewari Centres were not included during Base Year 1982=100.
 - * : With Base Year 1972-73=100 (2.16).
 - @ : These indices are furnished by Labour Bureau (Government of India) with Base Year 2016=100, however, figures in brackets related to the Base Year 2001=100. Gurugram Centre was not included during Base Year 2001=100.

(Sd.)...,
Director,
Economic and Statistical Affairs Department,
Haryana.



Haryana Government Gazette

Published by Authority

© Govt. of Haryana

No. 7-2023] CHANDIGARH, TUESDAY, FEBRUARY 14, 2023 (MAGHA 25, 1944 SAKA)

STATISTICAL

HARYANA GOVERNMENT

ECONOMIC AND STATISTICAL AFFAIRS DEPARTMENT, HARYANA

The 6th February, 2023

POB No. 1314.—In pursuance of Haryana Government Notification No. 7546-3-LAB-78/25638 dated the 4th September, 1970 and No. 3781-3-lab-72 dated the 2nd June, 1972 appointing 'Director, Department of Economic & Statistical Affairs, Haryana as Competent Authority to ascertain from time to time the Working Class Cost of living Index Numbers and in exercise of powers conferred by clause (d) of Section 2 of the Minimum Wages Act, 1948. I hereby declare the Working Class Cost of Living Index Numbers from July, 2022 to December, 2022 in respect of Ambala, Bahadurgarh, Hisar, Rewari, Panipat, Sonipat, Yamunanagar, Faridabad and Gurugram Centres and for Haryana State as under:-

**WORKING CLASS COST OF LIVING INDEX NUMBERS
(CONSUMER PRICE INDEX FOR INDUSTRIAL WORKERS) OF HARYANA**

(Base Year 2016=100)

Month/ Year	Ambala	Bahadurgarh	Hisar	Rewari	Panipat	Sonipat	Haryana	Yamuna Nagar@	F/bad@	Gurugram@
July, 2022	128.5 (N.A.)	128.9 (1430.8)	128.9 (1425.6)	128.8 (N.A.)	129.2 (1434.1)	128.5 (1422.5)	128.8 (1427.1)	129.7 (360.6)	128.4 (330.0)	133.3 (N.A.)
Aug., 2022	129.4 (N.A.)	129.9 (1441.9)	129.8 (1435.6)	129.7 (N.A.)	130.1 (1444.1)	129.5 (1433.6)	129.7 (1437.1)	130.3 (362.2)	128.7 (330.8)	133.1 (N.A.)
Sept., 2022	130.5 (N.A.)	131.1 (1455.2)	130.6 (1444.4)	130.6 (N.A.)	131.1 (1455.2)	130.6 (1445.7)	130.8 (1449.3)	131.8 (366.4)	129.0 (331.5)	134.1 (N.A.)
Oct., 2022	131.8 (N.A.)	132.3 (1468.5)	131.8 (1457.7)	131.9 (N.A.)	132.5 (1470.8)	132.1 (1462.3)	132.1 (1463.7)	133.6 (371.4)	130.8 (336.2)	136.1 (N.A.)
Nov., 2022	132.0 (N.A.)	132.5 (1470.8)	132.0 (1459.9)	132.2 (N.A.)	132.8 (1474.1)	132.4 (1465.7)	132.3 (1465.9)	134.2 (373.1)	130.1 (334.4)	135.1 (N.A.)
Dec., 2022	130.7 (N.A.)	130.9 (1453.0)	130.5 (1443.3)	130.9 (N.A.)	131.7 (1461.9)	131.2 (1452.4)	131.0 (1451.5)	134.5 (373.9)	133.4 (342.8)	133.6 (N.A.)
Average	130.5 (N.A.)	130.9 (1453.4)	130.6 (1444.4)	130.7 (N.A.)	131.2 (1456.7)	130.7 (1447.0)	130.8 (1449.1) [3130.1]*	132.4 (367.9)	130.1 (334.3)	134.2 (N.A.)

- Notes :-**
- Figures in brackets except Yamunanagar, Faridabad and Gurugram Centres are the estimated General Index Numbers with Base Year 1982=100. Ambala and Rewari Centres were not included during Base Year 1982=100.
 - * : With Base Year 1972-73=100.
 - @ : These indices are furnished by Labour Bureau (Government of India) with Base Year 2016=100, however, figures in brackets relates to the Base Year 2001=100. Gurugram Centre was not included during Base Year 2001=100.

(Sd.)...,
Director,
Economic and Statistical Affairs Department,
Haryana.

HARYANA GOVERNMENT

ECONOMIC AND STATISTICAL AFFAIRS DEPARTMENT, HARYANA

The 16th August, 2022

POB No. 1298.—In pursuance of Haryana Government Notification No. 7546-3-LAB-78/25638 dated the 4th September, 1970 and No. 3781-3-lab-72 dated the 2nd June, 1972 appointing 'Director, Department of Economic & Statistical Affairs, Haryana as Competent Authority to ascertain from time to time the Working Class Cost of living Index Numbers and in exercise of powers conferred by clause (d) of Section 2 of the Minimum Wages Act, 1948. I hereby declare the Working Class Cost of Living Index Numbers from January, 2022 to June, 2022 in respect of Ambala, Bahadurgarh, Hisar, Rewari, Panipat, Sonipat, Yamunanagar, Faridabad and Gurugram Centres and for Haryana State as under:-

**WORKING CLASS COST OF LIVING INDEX NUMBERS
(CONSUMER PRICE INDEX FOR INDUSTRIAL WORKERS) OF HARYANA**

(Base Year 2016=100)

Month/ Year	Ambala	Bahadurgarh	Hisar	Rewari	Panipat	Sonipat	Haryana	Yamuna Nagar@	F/bad@	Gurugram@
Jan., 2022	123.7 (N.A.)	124.3 (1380.0)	124.1 (1373.0)	123.6 (N.A.)	124.3 (1379.7)	123.2 (1363.8)	123.9 (1372.8)	123.6 (343.6)	122.3 (314.3)	123.4 (N.A.)
Feb., 2022	123.7 (N.A.)	124.3 (1380.0)	124.1 (1372.5)	123.5 (N.A.)	124.2 (1378.6)	123.2 (1363.8)	123.8 (1371.7)	123.6 (343.6)	122.2 (314.1)	122.8 (N.A.)
March, 2022	124.7 (N.A.)	125.3 (1390.8)	125.0 (1382.5)	124.4 (N.A.)	125.2 (1389.7)	124.2 (1374.9)	124.8 (1382.8)	127.2 (353.6)	123.1 (316.4)	123.6 (N.A.)
April, 2022	126.5 (N.A.)	127.4 (1414.1)	126.7 (1401.3)	126.5 (N.A.)	127.1 (1410.8)	126.1 (1395.9)	126.7 (1403.8)	128.2 (356.4)	128.6 (330.5)	131.0 (N.A.)
May, 2022	127.9 (N.A.)	128.5 (1426.4)	128.3 (1419.0)	128.0 (N.A.)	128.4 (1425.2)	127.7 (1413.6)	128.1 (1419.3)	126.7 (352.2)	127.8 (328.4)	131.9 (N.A.)
June, 2022	128.2 (N.A.)	128.6 (1427.5)	128.7 (1423.4)	128.6 (N.A.)	128.9 (1430.8)	128.3 (1420.3)	128.6 (1424.9)	127.3 (353.9)	127.8 (328.4)	131.4 (N.A.)
Average	128.5 (N.A.)	126.4 (1403.1)	126.2 (1395.3)	125.8 (N.A.)	126.4 (1402.5)	125.5 (1388.7)	126.0 (1395.9) [3015.1]*	126.1 (350.6)	125.3 (322.0)	127.4 (N.A.)

- Notes :-**
- Figures in brackets except Yamunanagar, Faridabad and Gurugram Centres are the estimated General Index Numbers with Base Year 1982=100. Ambala and Rewari Centres were not included during Base Year 1982=100.
 - * : With Base Year 1972-73=100.
 - @ : These indices are furnished by Labour Bureau (Government of India) with Base Year 2016=100, however, figures in brackets related to the Base Year 2001=100. Gurugram Centre was not included during Base Year 2001=100.

(Sd.)...,
Director,
Economic and Statistical Affairs Department,
Haryana.

HARYANA GOVERNMENT

ECONOMIC & STATISTICAL ANALYSIS DEPARTMENT

Notification

The 21st February, 2022

No. POB No. 1283.—In pursuance of Haryana Government Notification No. 7546-3-LAB-78/25638 dated the 4th September, 1970 and No. 3781-3-Lab-72 dated the 2nd June, 1972 appointing Director, Department of Economic & Statistical Analysis Haryana as Competent Authority to ascertain from time to time the working class cost of Living Index Numbers and in exercise of powers conferred by clause (d) of Section 2 of the Minimum Wages Act, 1948. I hereby declare the working class Cost of Living Index Numbers from July, 2021 to December, 2021 in respect of Ambala, Bahadurgarh, Hisar, Rewari, Panipat, Sonipat, Yamunanagar, Faridabad and Gurugram Centres and for Haryana State as under:-

**WORKING CLASS COST OF LIVING INDEX NUMBERS
(CONSUMER PRICE INDEX FOR INDUSTRIAL WORKERS OF HARYANA)**

Month/ Year 2021	Ambala	Bahadurgarh	Hisar	Rewari	Panipat	Sonipat	Haryana	Yamuna Nagar@	F/bad@	Gurugram@
July	121.30 (N.A.)	121.71 (1351.00)	122.06 (1350.00)	121.04 (N.A.)	122.34 (1358.00)	122.13 (1352.00)	121.93 (1351.00)	120.7 (335.5)	120.9 (310.7)	122.0 (N.A.)
August	122.08 (N.A.)	122.94 (1364.63)	123.08 (1361.26)	122.36 (N.A.)	123.25 (1368.08)	122.24 (1353.20)	122.67 (1359.18)	122.1 (339.4)	121.8 (313.0)	122.3 (N.A.)
September	123.12 (N.A.)	123.73 (1373.40)	123.50 (1365.91)	122.76 (N.A.)	123.83 (1374.51)	122.85 (1359.95)	123.33 (1366.50)	122.9 (341.7)	121.7 (312.8)	123.5 (N.A.)
October	124.79 (N.A.)	125.27 (1390.50)	124.97 (1382.17)	124.12 (N.A.)	125.22 (1389.94)	124.42 (1377.33)	124.83 (1383.12)	125.6 (349.2)	123.0 (316.1)	126.6 (N.A.)
November	124.86 (N.A.)	125.25 (1390.28)	125.25 (1385.27)	124.25 (N.A.)	125.41 (1392.05)	124.71 (1380.54)	124.98 (1384.78)	125.5 (348.9)	123.3 (316.9)	126.5 (N.A.)
December	123.78 (N.A.)	124.56 (1382.62)	124.36 (1375.42)	123.71 (N.A.)	124.43 (1381.17)	123.33 (1365.26)	124.06 (1374.58)	124.5 (346.1)	121.7 (312.8)	123.7 (N.A.)
Average	123.32 (N.A.)	123.91 (1375.41)	123.87 (1370.00)	123.04 (N.A.)	124.08 (1377.29)	123.28 (1364.71)	123.63 (1369.86) [2958.90]*	123.6 (343.47)	122.1 (313.72)	124.1 (N.A.)
Linking Factor	N.A.	11.10	11.06	N.A.	11.10	11.07	11.08	2.78	2.57	N.A.

- Notes :-**
- Figures for the month of July, 2021 are the estimated General Index Numbers with Base Year 2016=100 as Indices for the month of July, 2021 are released with Base Year 1982=100 and converted on new Base Year 2016=100 by dividing the Index Number on old Base Year 1982=100 by the Linking Factor given above.
 - figures in brackets except Yamunanagar, Faridabad and Gurugram Centres are the estimated General Index Numbers with Base Year 1982=100. Ambala and Rewari Centres were not included during Base Year 1982=100.
 - * : With Base Year 1972-73=100.
 - @ : These indices are furnished by Labour Bureau (Government of India) with Base Year 2016=100, however, figures in brackets related to the Base Year 2001=100. Gurugram Centre was not included during Base Year 2001=100.

(Sd.)...,
Director,
Economic & Statistical Analysis Department,
Haryana.



Haryana Government Gazette

Published by Authority

© Govt. of Haryana

No. 36-2021] CHANDIGARH, TUESDAY, SEPTEMBER 7, 2021 (BHADRA 16, 1943 SAKA)

STATISTICAL

HARYANA GOVERNMENT

ECONOMIC & STATISTICAL ANALYSIS DEPARTMENT

The 10th August, 2021

No. POB No. 1266.—In pursuance of Haryana Government Notification No. 7546-3-LAB-78/25638 dated the 4th September, 1970 and No. 3781-3-lab-72 dated the 2nd June, 1972 appointing 'Director, Department of Economic & Statistical Analysis, Haryana as Competent Authority to ascertain from time to time the Cost of living Index Numbers and in exercise of powers conferred by clause (d) of Section 2 of the Minimum Wages Act, 1948. I hereby declare the cost of living Index Numbers from January, 2021 to June, 2021 in respect of Bhiwani, Hisar, Sonipat, Surajpur-Pinjore, Bahadurgarh, Panipat, Yamunanagar and Faridabad Towns and for Haryana State as under:-

WORKING CLASS COST OF LIVING (CONSUMER PRICE INDEX OF INDUSTRIAL WORKERS) IN HARYANA

(Base Year 1982=100)

Month/ 2021	Bhiwani	Hisar	Sonipat	Surajpur- Pinjore	Bahadur- garh	Panipat	Haryana	Yamuna Nagar@	Faridabad@
January	1299 (2884)	1299 (2754)	1301 (2888)	1299 (2897)	1299 (N/A)	1309 (N/A)	1301 (2810)	318.6 (1382.7)	297 (1423.1)
February	1306 (2899)	1306 (2769)	1307 (2902)	1306 (2912)	1306 (N/A)	1315 (N/A)	1308 (2825)	318.6 (1382.7)	299.1 (1433.7)
March	1313 (2915)	1313 (2784)	1315 (2919)	1313 (2928)	1314 (N/A)	1322 (N/A)	1315 (2840)	321.4 (1394.9)	299.7 (1435.6)
April	1318 (2926)	1319 (2796)	1321 (2933)	1318 (2939)	1319 (N/A)	1327 (N/A)	1320 (2851)	321.9 (1397.0)	300.7 (1460.0)
May	1325 (2942)	1327 (2813)	132 (2950)	1325 (2955)	1327 (N/A)	1334 (N/A)	1328 (2868)	322.5 (1399.7)	302.0 (1446.6)
June	1336 (2966)	1339 (2839)	1340 (2975)	1336 (2979)	1339 (N/A)	1346 (N/A)	1339 (2892)	322.5 (1399.7)	304.5 (1458.6)
Average	1316 (2922)	1317 (2793)	1319 (2928)	1316 (2935)	1317 (N/A)	1326 (N/A)	1319 (2848)	320.9 (1392.8)	300.5 (1439.5)

- Notes :-**
1. Figures in brackets except Yamunanagar and Faridabad Centres are the estimated General Index Numbers with base 1972-73=100.
 2. Bahadurgarh and Panipat Centers were not included during base year 1972-73=100.
 3. @ these indices are furnished by Labour Bureau (Government of India) with base year 2001=100, however, Figure in brackets relates to the base year 1982=100.

(Sd.)...,
Director,
Economic & Statistical Analysis Department,
Haryana.

POB NO. 1253
DATED 18-2-2021

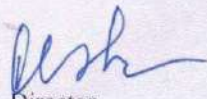
DEPARTMENT OF ECONOMIC AND STATISTICAL ANALYSIS, HARYANA

In pursuance of Haryana Government Notification No. 7546-3- LAB-78/25638 dated the 4th September, 1970 and No. 3781-3- Lab-72 dated the 2nd June, 1972 appointing me as Competent Authority to ascertain from time to time the Cost of Living Index Number and in exercise of powers conferred by clause (d) of section 2 of the Minimum Wages Act., 1948. I hereby declare the Cost of Living Index Number from July, 2020 to December, 2020 in respect of Bhiwani, Hisar, Sonipat, Surajpur-Pinjore, Bahadurgarh, Panipat, Yamunanagar and Faridabad Towns and for Haryana State as under :-

WORKING CLASS COST OF LIVING
(CONSUMER PRICE INDEX NUMBER) IN HARYANA

Month/ 2020	Bhiwani	Hisar	Sonipat	Surajpur- Pinjore	Bahadu rgarh	Panipat	Haryana	Yamuna Nagar @	F/bad@
July	1280 (2842)	1281 (2716)	1283 (2848)	1281 (2857)	1285 (NA)	1293 (NA)	1284 (2773)	314 (1363)	300 (1437)
August	1288 (2859)	1289 (2733)	1290 (2864)	1289 (2874)	1292 (NA)	1301 (NA)	1292 (2791)	314 (1363)	302 (1447)
September	1297 (2879)	1298 (2752)	1298 (2882)	1297 (2892)	1300 (NA)	1310 (NA)	1300 (2808)	315.5 (1369.3)	300.4 (1438.9)
October	1312 (2913)	1312 (2781)	1312 (2913)	1312 (2926)	1313 (NA)	1323 (NA)	1314 (2838)	321.4 (1394.9)	304.8 (1460.0)
November	1314 (2917)	1315 (2788)	1315 (2919)	1314 (2930)	1315 (NA)	1325 (NA)	1316 (2843)	321.4 (1394.9)	305.8 (1464.8)
December	1300 (2886)	1301 (2758)	1302 (2890)	1301 (2901)	1300 (NA)	1310 (NA)	1302 (2812)	318 (1380.1)	302.0 (1446.6)
Average	1299 (2883)	1299 (2755)	1300 (2886)	1299 (2897)	1301 (NA)	1310 (NA)	1301 (2811)	317.4 (1377.5)	302.5 (1449.1)

- Notes:- 1. Figures in brackets except Yamunanagar and Faridabad Centres are the estimated General Index Numbers with base 1972-73=100.
2. Bahadurgarh and Panipat centers (Consumer Price Index) were not covered during base year 1972-73=100.
3. @ these indices are furnished by Labour Bureau (Government of India) with base year 2001=100. Figures in brackets of Yamuna Nagar and Faridabad Centres relates to the base year 1982=100.


Director
o/c Department of Economic & Statistical Analysis,
Haryana

P.O.B. NO 1239
DATED 13-8-2020

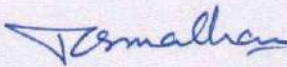
DEPARTMENT OF ECONOMIC AND STATISTICAL ANALYSIS, HARYANA

In pursuance of Haryana Government Notification No. 7546-3- LAB-78/25638 dated the 4th September, 1970 and No. 3781-3- lab-72 dated the 2nd June, 1972 appointing me as Competent Authority to ascertain from time to time the cost of living Index Numbers and in exercise of powers conferred by clause (d) of section 2 of the Minimum wages Act., 1948. I hereby declare the cost of living Index Numbers from January, 2020 to June, 2020 in respect of Bhiwani, Hisar, Sonipat, Surajpur-Pinjore, Bahadurgarh, Panipat, Yamunanagar and Faridabad Towns and for Haryana State as under :-

WORKING CLASS COST OF LIVING
CONSUMER PRICE
INDEX NUMBERS IN HARYANA

Month/ 2020	Bhiwani	Hisar	Sonipat	Surajpur- Pinjore	B/garh	Panipat	Haryana	Yamuna- Nagar @	F/bad@
January	1260 (2797)	1260 (2671)	1262 (2802)	1261 (2812)	1263 N / A	1271 N / A	1263 (2728)	315 (1367)	292 (1399)
February	1251 (2777)	1251 (2652)	1254 (2784)	1252 (2792)	1254 N / A	1263 (N / A)	1254 (2709)	314 (1363)	289 (1384)
March	1248 (2771)	1248 (2646)	1251 (2777)	1249 (2785)	1251 N / A	1261 N / A	1251 (2702)	314 (1363)	289 (1384)
April	1259 (2795)	1260 (2671)	1263 (2804)	1260 (2810)	1263 N / A	1273 N / A	1263 (2728)	313 (1358)	290 (1389)
May	1261 (2799)	1262 (2675)	1264 (2806)	1261 (2812)	1265 N / A	1275 N / A	1265 (2732)	312 (1354)	288 (1380)
June	1264 (2806)	1266 (2684)	1268 (2815)	1265 (2821)	1269 N / A	1278 N / A	1269 (2741)	310 (1345)	288 (1380)
Average	1257 (2791)	1258 (2667)	1260 (2798)	1258 (2805)	1261 N / A	1270 N / A	1261 (2723)	313 (1358)	289 (1386)

- Notes:- 1. Figures in brackets except Yamunanagar and Faridabad Centres are the estimated General Index Numbers with base 1972-73=100.
2. Bahadurgarh and Panipat centers(Consumer Price) were not covered during base year 1972-73=100.
3. @ these indices are furnished by Labour Bureau (Government of India) with base year 2001=100.
Figures in brackets of Yamuna Nagar and Faridabad Centres relates to the base year 1982=100.


Director
Department of Economic & Statistical Analysis,
Haryana



Haryana Government Gazette

Published by Authority

© Govt. of Haryana

No. 20-2020] CHANDIGARH, TUESDAY, MAY 19, 2020 (VAISAKHA 29, 1942 SAKA)

STATISTICAL

HARYANA GOVERNMENT

ECONOMIC & STATISTICAL ANALYSIS DEPARTMENT

Notification

The 7th February, 2020

No. POB No. 1225.—In pursuance of Haryana Government Notification No. 7546-3-LAB-78/25638 dated the 4th September, 1970 and No. 3781-3-lab-72 dated the 2nd June, 1972 appointing me as Competent Authority to ascertain from time to time the cost of living Index Numbers and in exercise of powers conferred by clause (d) of Section 2 of the Minimum Wages Act, 1948. I hereby declare the cost of living Index Numbers from July, 2019 to December, 2019 in respect of Bhiwani, Hisar, Sonipat, Surajpur-Pinjore, Bahadurgarh, Panipat, Yamunanagar and Faridabad Towns and for Haryana State as under:-

Working class cost of living consumer price index numbers in Haryana

Month/ 2019	Bhiwani	Hisar	Sonipat	Surajpur- Pinjore	B/garh	Panipat	Haryana	Yamuna Nagar@	F/bad@
July	1218 (2704)	1218 (2582)	1220 (2708)	1219 (2718)	1222 (N/A)	1229 (N/A)	1221 (2637)	304 (1319)	280 (1341)
August	1222 (2713)	1222 (2591)	1224 (2717)	1224 (2730)	1227 (N/A)	1234 (N/A)	1226 (2648)	302 (1311)	283 (1356)
September	1229 (2728)	1229 (2605)	1230 (2731)	1231 (2745)	1233 (N/A)	1240 (N/A)	1232 (2661)	303 (1315)	284 (1360)
October	1240 (2753)	1239 (2627)	1240 (2753)	1241 (2767)	1244 (N/A)	1250 (N/A)	1242 (2683)	310 (1345)	288 (1380)
November	1248 (2771)	1248 (2646)	1249 (2773)	1249 (2785)	1252 (N/A)	1259 (N/A)	1251 (2702)	311 (1350)	288 (1380)
December	1254 (2784)	1255 (2661)	1256 (2788)	1255 (2799)	1258 (N/A)	1265 (N/A)	1257 (2715)	312 (1354)	289 (1384)
Average	1235 (2742)	1235 (2619)	1237 (2745)	1237 (2757)	1239 (N/A)	1246 (N/A)	1238 (2674)	307 (1332)	285 (1367)

- Notes :-**
- Figures in brackets except Yamunanagar and Faridabad Centres are the estimated General Index Numbers with base 1972-73=100.
 - Bahadurgarh and Panipat centers (Consumer Price) were not covered during base year 1972-73=100.
 - @ these indices are furnished by Labour Bureau (Government of India) with base year 2001=100. Figures in brackets of Yamunanagar and Faridabad Centres relates to the base year 1982=100.

(Sd.)...,
Director,
Economic & Statistical Analysis Department,
Haryana.

HARYANA GOVERNMENT
ECONOMIC & STATISTICAL ANALYSIS DEPARTMENT

Notification

The 8th August, 2019

No. POB No. 1216.—In pursuance of Haryana Government Notification No. 7546-3-LAB-78/25638 dated the 4th September, 1970 and No. 3781-3-lab-72 dated the 2nd June, 1972 appointing me as Competent Authority to ascertain from time to time the cost of living Index Numbers and in exercise of powers conferred by clause (d) of Section 2 of the Minimum Wages Act, 1948, I hereby declare the cost of living Index Numbers from January, 2019 to June, 2019 in respect of Bhiwani, Hisar, Sonipat, Surajpur-Pinjore, Bahadurgarh, Panipat, Yamunanagar and Faridabad Towns and for Haryana State as under:-

Working class cost of living consumer price index numbers in Haryana

Month/ 2019	Bhiwani	Hisar	Sonipat	Surajpur- Pinjore	B/garh	Panipat	Haryana	Yamuna Nagar@	F/bad@
January	1174 (2606)	1177 (2495)	1175 (2609)	1174 (2618)	1178 (N/A)	1184 (N/A)	1177 (2542)	290 (1259)	270 (1293)
February	1177 (2613)	1179 (2499)	1177 (2613)	1177 (2625)	1180 (N/A)	1186 (N/A)	1179 (2547)	290 (1259)	272 (1303)
March	1183 (2626)	1185 (2512)	1184 (2628)	1184 (2640)	1186 (N/A)	1193 (N/A)	1186 (2562)	291 (1263)	274 (1312)
April	1195 (2653)	1196 (2536)	1196 (2655)	1196 (2667)	1198 (N/A)	1204 (N/A)	1198 (2588)	293 (1272)	274 (1312)
May	1200 (2664)	1200 (2544)	1201 (2666)	1200 (2676)	1203 (N/A)	1209 (N/A)	1202 (2596)	294 (1276)	275 (1317)
June	1206 (2677)	1206 (2557)	1207 (2680)	1207 (2692)	1210 (N/A)	1216 (N/A)	1209 (2611)	299 (1298)	278 (1332)
Average	1189 (2640)	1191 (2524)	1190 (2642)	1190 (2653)	1193 (N/A)	1199 (N/A)	1192 (2574)	293 (1271)	274 (1312)

Notes :- 1. Figures in brackets except Yamunanagar and Faridabad Centres are the estimated General Index Numbers with base 1972-73=100.

2. Bahadurgarh and Panipat centers (Consumer Price) were not covered during base year 1972-73=100.

3. @ these indices are furnished by Labour Bureau (Government of India) with base year 2001=100.

Figures in brackets of Yamunanagar and Faridabad Centres relates to the base year 1982=100.

(Sd.)...,
Director,
Economic & Statistical Analysis Department,
Haryana.

HARYANA GOVERNMENT
ECONOMIC & STATISTICAL ANALYSIS DEPARTMENT

Notification

The 4th February, 2019

No. POB No. 1202.—In pursuance of Haryana Government Notification No. 7546-3-LAB-78/25638 dated the 4th September, 1970 and No. 3781-3-lab-72 dated the 2nd June, 1972 appointing me as Competent Authority to ascertain from time to time the cost of living Index Numbers and in exercise of powers conferred by clause (d) of Section 2 of the Minimum Wages Act, 1948. I hereby declare the cost of living Index Numbers from July, 2018 to December, 2018 in respect of Bhiwani, Hisar, Sonipat, Surajpur-Pinjore, Bahadurgarh, Panipat, Yamunanagar and Faridabad Towns and for Haryana State as under:-

Working class cost of living consumer price index numbers in Haryana

Month/ 2018	Bhiwani	Hisar	Sonipat	Surajpur- Pinjore	B/garh	Panipat	Haryana	Yamuna Nagar@	F/bad@
July	1154 (2562)	1157 (2453)	1154 (2562)	1154 (2573)	1156 (N/A)	1161 (N/A)	1156 (2497)	287 (1246)	274 (1312)
August	1157 (2569)	1160 (2459)	1157 (2569)	1157 (2580)	1159 (N/A)	1164 (N/A)	1159 (2503)	287 (1246)	273 (1308)
September	1158 (2571)	1161 (2461)	1159 (2573)	1158 (2582)	1161 (N/A)	1166 (N/A)	1161 (2508)	287 (1246)	273 (1308)
October	1162 (2580)	1166 (2472)	1164 (2584)	1162 (2591)	1165 (N/A)	1171 (N/A)	1165 (2516)	290 (1259)	271 (1298)
November	1163 (2582)	1167 (2474)	1165 (2586)	1163 (2593)	1166 (N/A)	1172 (N/A)	1166 (2519)	290 (1259)	271 (1298)
December	1160 (2775)	1164 (2468)	1162 (2580)	1160 (2587)	1164 (N/A)	1170 (N/A)	1163 (2512)	288 (1250)	271 (1298)
Average	1159 (2607)	1163 (2465)	1160 (2576)	1159 (2584)	1162 (N/A)	1167 (N/A)	1162 (2509)	288 (1251)	272 (1304)

Notes :- 1. Figures in brackets except Yamunanagar and Faridabad Centres are the estimated General Index Numbers with base 1972-73=100.

2. Bahadurgarh and Panipat centers (Consumer Price) were not covered during base year 1972-73=100.

3. @ these indices are furnished by Labour Bureau (Government of India) with base year 2001=100.

Figures in brackets of Yamunanagar and Faridabad Centres relates to the base year 1982=100.

(Sd.)...,
Director,
Economic & Statistical Analysis Department,
Haryana.

HARYANA GOVERNMENT
ECONOMIC & STATISTICAL ANALYSIS DEPARTMENT

Notification

The 14th August, 2018

Working class cost of living consumer price index numbers in Haryana

No. POB No. 1192.—In pursuance of Haryana Government Notification No. 7546-3-LAB-78/25638 dated the 4th September, 1970 and No. 3781-3-lab-72 dated the 2nd June, 1972 appointing me as Competent Authority to ascertain from time to time the cost of living Index Numbers and in exercise of powers conferred by clause (d) of Section 2 of the Minimum Wages Act, 1948. I hereby declare the cost of living Index Numbers from January, 2018 to June, 2018 in respect of Bhiwani, Hisar, Sonipat, Surajpur-Pinjore, Bahadurgarh, Panipat, Yamunanagar and Faridabad Towns and for Haryana State as under:-

Month/ 2018	Bhiwani	Hisar	Sonipat	Surajpur- Pinjore	B/garh	Panipat	Haryana	Yamuna Nagar@	F/bad@
January	1117 (2480)	1121 (2377)	1116 (2478)	1116 (2489)	1118 (N/A)	1125 (N/A)	1119 (2417)	275 (1194)	261 (1250)
February	1113 (2471)	1116 (2366)	1113 (2471)	1113 (2482)	1114 (N/A)	1120 (N/A)	1115 (2408)	275 (1194)	259 (1241)
March	1113 (2471)	1116 (2366)	1113 (2471)	1113 (2482)	1114 (N/A)	1120 (N/A)	1115 (2408)	275 (1194)	259 (1241)
April	1116 (2478)	1120 (2374)	1117 (2480)	1117 (2491)	1118 (N/A)	1123 (N/A)	1119 (2417)	276 (1198)	261 (1250)
May	1119 (2484)	1124 (2383)	1120 (2486)	1120 (2498)	1122 (N/A)	1127 (N/A)	1122 (2424)	275 (1194)	261 (1250)
June	1125 (2498)	1129 (2393)	1126 (2500)	1125 (2509)	1127 (N/A)	1132 (N/A)	1127 (2434)	277 (1202)	264 (1265)
Average	1117 (2480)	1121 (2377)	1118 (2481)	1117 (2492)	1119 (N/A)	1125 (N/A)	1120 (2418)	276 (1196)	261 (1250)

Notes :- 1. Figures in brackets except Yamunanagar and Faridabad Centres are the estimated General Index Numbers with base 1972-73=100.

2. Bahadurgarh and Panipat centers (Consumer Price) were not covered during base year 1972-73=100.

3. @ these indices are furnished by Labour Bureau (Government of India) with base year 2001=100.

Figures in brackets of Yamunanagar and Faridabad Centres relates to the base year 1982=100.

(Sd.)...,
Director,
Economic & Statistical Analysis Department,
Haryana.

HARYANA GOVERNMENT
ECONOMIC & STATISTICAL ANALYSIS DEPARTMENT

Notification

The 22nd February, 2018

Working class cost of living consumer price index numbers in Haryana

No. POB No. 1178.—In pursuance of Haryana Government Notification No. 7546-3-LAB-78/25638 dated the 4th September, 1970 and No. 3781-3-lab-72 dated the 2nd June, 1972 appointing me as Competent Authority to ascertain from time to time the cost of living Index Numbers and in exercise of powers conferred by clause (d) of Section 2 of the Minimum Wages Act, 1948. I hereby declare the cost of living Index Numbers from July, 2017 to December, 2017 in respect of Bhiwani, Hisar, Sonipat, Surajpur-Pinjore, Bahadurgarh, Panipat, Yamunanagar and Faridabad Towns and for Haryana State as under:-

Month/ 2017	Bhiwani	Hisar	Sonipat	Surajpur- Pinjore	B/garh	Panipat	Haryana	Yamuna Nagar@	F/bad@
July	1103 (2449)	1106 (2345)	1101 (2444)	1101 (2455)	1103 (N/A)	1111 (N/A)	1104 (2385)	275 (1194)	262 (1255)
August	1108 (2460)	1112 (2357)	1106 (2455)	1107 (2469)	1108 (N/A)	1116 (N/A)	1109 (2395)	277 (1202)	263 (1260)
September	1112 (2469)	1116 (2366)	1111 (2466)	1111 (2478)	1113 (N/A)	1121 (N/A)	1114 (2406)	276 (1198)	260 (1245)
October	1116 (2478)	1121 (2377)	1116 (2478)	1116 (2489)	1118 (N/A)	1125 (N/A)	1119 (2417)	275 (1194)	259 (1241)
November	1118 (2482)	1123 (2381)	1118 (2482)	1118 (2493)	1120 (N/A)	1127 (N/A)	1121 (2421)	277 (1202)	263 (1260)
December	1111 (2466)	1116 (2366)	1110 (2464)	1110 (2475)	1112 (N/A)	1120 (N/A)	1113 (2404)	275 (1194)	259 (1241)
Average	1111 (2466)	1116 (2366)	1110 (2464)	1111 (2478)	1112 (N/A)	1120 (N/A)	1113 (2404)	276 (1198)	261 (1250)

Notes :- 1. Figures in brackets except Yamunanagar and Faridabad Centres are the estimated General Index Numbers with base 1972-73=100.

2. Bahadurgarh and Panipat centers (Consumer Price) were not covered during base year 1972-73=100.

3. @ these indices are furnished by Labour Bureau (Government of India) with base year 2001=100.

Figures in brackets of Yamunanagar and Faridabad Centres relates to the base year 1982=100.

(Sd.)...,
Director,
Economic & Statistical Analysis Department,
Haryana.

P.O.B No-1168 dated 21-08-2017

DEPARTMENT OF ECONOMIC AND STATISTICAL ANALYSIS, HARYANA

In pursuance of Haryana Government Notification No. 7546-3- LAB-78/25638 dated the 4th September, 1970 and No. 3781-3- lab-72 dated the 2nd June, 1972 appointing me as Competent Authority to ascertain from time to time the cost of living Index Numbers and in exercise of powers conferred by clause (d) of section 2 of the Minimum wages Act., 1948. I hereby declare the cost of living Index Numbers from January, 2017 to June, 2017 in respect of Bhiwani, Hisar, Sonapat, Surajpur-Pinjore, Bahadurgarh, Panipat, Yamunanagar and Faridabad Towns and for Haryana State as under :-

WORKING CLASS COST OF LIVING
CONSUMER PRICE
INDEX NUMBERS IN HARYANA

Month/ 2017	Bhiwani	Hisar	Sonapat	Surajpur- Pinjore	B-garh	Panipat	Haryana	Yamuna- Nagar @	F'bad @
January	1066 (2367)	1069 (2266)	1066 (2367)	1066 (2377)	1062 N/A	1072 N/A	1067 (2305)	268 (1163)	247 (1183)
February	1066 (2367)	1069 (2266)	1067 (2369)	1066 (2377)	1063 N/A	1073 (N/A	1067 (2305)	267 (1159)	247 (1183)
March	1069 (2373)	1073 (2275)	1070 (2375)	1069 (2384)	1067 N/A	1076 N/A	1070 (2311)	269 (1167)	251 (1202)
April	1075 (2387)	1078 (2285)	1075 (2387)	1075 (2397)	1073 N/A	1082 N/A	1076 (2324)	271 (1176)	252 (1207)
May	1078 (2393)	1082 (2294)	1078 (2393)	1078 (2404)	1077 N/A	1085 N/A	1079 (2331)	271 (1176)	257 (1231)
June	1084 (2406)	1089 (2309)	1084 (2406)	1084 (2417)	1084 N/A	1092 N/A	1086 (2346)	272 (1180)	258 (1236)
Average	1073 (2382)	1077 (2283)	1073 (2383)	1073 (2393)	1071 N/A	1080 N/A	1074 (2320)	270 (1170)	252 (1207)

- Notes:- 1. Figures in brackets except Yamunanagar and Faridabad Centres are the estimated General Index Numbers with base 1972-73 = 100.
2. Bahadurgarh and Panipat centers(Consumer Price) were not covered during base year 1972-73 = 100.
3. @ these indices are furnished by Labour Bureau (Government of India) with base year 2001 = 100. Figures in brackets of Yamuna Nagar and Faridabad Centres relates to the base year 1982 = 100.



Director
Department of Economic & Statistical Analysis,
Haryana

HARYANA GOVERNMENT
ECONOMIC & STATISTICAL ANALYSIS DEPARTMENT

Notification

The 9th February, 2017

No. DESA(P).2017/3133.— In pursuance of Haryana Government Notification NO. 7546-3-LAB-78/25638 dated the 4th September, 1970 and No. 3781-3-lab-72 dated the 2nd June, 1972 appointing me as Competent Authority to ascertain from time to time the cost of living Index Numbers and in exercise of powers conferred by clause (d) of section 2 of the Minimum wages Act., 1948. I hereby declare the cost of living Index Numbers from July, 2016 to December, 2016 in respect of Bhiwani, Hisar, Sonipat, Surajpur-Pinjore, Bahadurgarh, Panipat, Yamunanagar and Faridabad Towns and for Haryana State as under:-

WORKING CLASS COST OF LIVING CONSUMER PRICE INDEX NUMBERS IN HARYANA

Month/ 2016	Bhiwani	Hisar	Sonipat	Surajpur- Pinjore	B/garh	Panipat	Haryana	Yamuna Nagar@	F/bad@
July	1086 (2411)	1085 (2300)	1085 (2409)	1086 (2422)	1084 (N/A)	1089 (N/A)	1086 (2346)	270 (1172)	258 (1236)
August	1085 (2409)	1085 (2300)	1084 (2406)	1085 (2420)	1083 (N/A)	1089 (N/A)	1085 (2344)	270 (1172)	255 (1221)
September	1085 (2409)	1085 (2300)	1084 (2406)	1085 (2420)	1083 (N/A)	1089 (N/A)	1085 (2344)	269 (1167)	255 (1221)
October	1089 (2418)	1090 (2311)	1089 (2418)	1089 (2428)	1088 (N/A)	1093 (N/A)	1090 (2354)	271 (1176)	256 (1226)
November	1076 (2389)	1079 (2287)	1079 (2395)	1078 (2404)	1075 (N/A)	1083 (N/A)	1078 (2328)	273 (1185)	254 (1217)
December	1068 (2371)	1071 (2271)	1070 (2375)	1069 (2384)	1066 (N/A)	1075 (N/A)	1070 (2311)	271 (1176)	252 (1207)
Average	1082 (2401)	1083 (2295)	1082 (2402)	1082 (2413)	1080 (N/A)	1086 (N/A)	1082 (2338)	271 (1175)	255 (1221)

Notes :- 1. Figures in brackets except Yamunanagar and Faridabad Centres are the estimated General Index Numbers with base 1972-73=100.

2. Bahadurgarh and Panipat centers (Consumer Price) were not covered during base year 1972-73=100.

3. @ these indices are furnished by Labour Bureau (Government of India) with base year 2001=100.

Figures in brackets of Yamunanagar and Faridabad Centres relates to the base year 1982=100.

(Sd.)...,
Director,
Economic & Statistical Analysis Department,
Haryana.

HARYANA GOVERNMENT
ECONOMIC & STATISTICAL ANALYSIS DEPARTMENT

Notification

The 31st August, 2016

No. DESA(P).2016/18413.—In pursuance of Haryana Government Notification No. 7546-3-LAB-78/25638 dated the 4th September, 1970 and No. 3781-3-lab-72 dated the 2nd June, 1972 appointing me as Competent Authority to ascertain from time to time the cost of living Index Numbers and in exercise of powers conferred by clause (d) of Section 2 of the Minimum Wages Act, 1948. I hereby declare the cost of living Index Numbers from January, 2016 to June, 2016 in respect of Bhiwani, Hisar, Sonipat, Surajpur-Pinjore, Bahadurgarh, Panipat, Yamunanagar and Faridabad Towns and for Haryana State as under:-

WORKING CLASS COST OF LIVING CONSUMER PRICE INDEX NUMBERS IN HARYANA

Month/ 2016	Bhiwani	Hisar	Sonipat	Surajpur- Pinjore	B/garh	Panipat	Haryana	Yamuna Nagar@	F/bad@
January	1046 (2322)	1049 (2224)	1045 (2320)	1047 (2335)	1047 (N/A)	1049 (N/A)	1047 (2262)	253 (1098)	246 (1178)
February	1039 (2307)	1042 (2209)	1039 (2307)	1040 (2319)	1040 (N/A)	1043 (N/A)	1040 (2246)	253 (1098)	246 (1178)
March	1040 (2309)	1043 (2211)	1040 (2309)	1041 (2321)	1041 (N/A)	1044 (N/A)	1041 (2249)	258 (1120)	248 (1188)
April	1052 (2335)	1053 (2232)	1051 (2333)	1053 (2348)	1051 (N/A)	1055 (N/A)	1052 (2272)	261 (1133)	252 (1207)
May	1065 (2364)	1066 (2260)	1064 (2362)	1065 (2375)	1064 (N/A)	1067 (N/A)	1065 (2300)	262 (1137)	253 (1212)
June	1072 (2380)	1073 (2275)	1072 (2380)	1073 (2393)	1072 (N/A)	1075 (N/A)	1073 (2318)	263 (1141)	255 (1221)
Average	1052 (2336)	1054 (2235)	1052 (2335)	1053 (2349)	1053 (N/A)	1056 (N/A)	1053 (2275)	258 (1121)	250 (1197)

Notes :- 1. Figures in brackets except Yamunanagar and Faridabad Centres are the estimated General Index Numbers with base 1972-73=100.

2. Bahadurgarh and Panipat centers (Consumer Price) were not covered during base year 1972-73=100.

3. @ these indices are furnished by Labour Bureau (Government of India) with base year 2001=100.

Figures in brackets of Yamunanagar and Faridabad Centres relates to the base year 1982=100.

(Sd.)...,
Director,
Economic & Statistical Analysis Department,
Haryana.

HARYANA GOVERNMENT
ECONOMIC & STATISTICAL ANALYSIS DEPARTMENT

Notification

The 7th April, 2016

P.O.B. No. 1127.—In pursuance of Haryana Government Notification No. 7546-3-LAB-78/25638 dated the 4th September, 1970 and No. 3781-3-lab-72 dated the 2nd June, 1972 appointing me as Competent Authority to ascertain from time to time the cost of living Index Numbers and in exercise of powers conferred by clause (d) of Section 2 of the Minimum Wages Act, 1948. I hereby declare the cost of living Index Numbers from July, 2015 to December, 2015 in respect of Bhiwani, Hisar, Sonapat, Surajpur-Pinjore, Bahadurgarh, Panipat, Yamunanagar and Faridabad Towns and for Haryana State as under:-

WORKING CLASS COST OF LIVING CONSUMER PRICE INDEX NUMBERS IN HARYANA

Month/ 2015	Bhiwani	Hisar	Sonapat	Surajpur- Pinjore	B/garh	Panipat	Haryana	Yamuna Nagar@	F/bad@
July	1022 (2269)	1023 (2169)	1025 (2276)	1023 (2281)	1024 (N/A)	1025 (N/A)	1024 (2212)	247 (1072)	240 (1150)
August	1029 (2284)	1031 (2186)	1032 (2291)	1031 (2299)	1032 (N/A)	1032 (N/A)	1031 (2227)	251 (1089)	244 (1169)
September	1037 (2302)	1039 (2203)	1039 (2307)	1040 (2319)	1041 (N/A)	1039 (N/A)	1039 (2244)	253 (1098)	245 (1174)
October	1049 (2329)	1052 (2230)	1051 (2333)	1051 (2344)	1052 (N/A)	1052 (N/A)	1051 (2270)	254 (1102)	248 (1188)
November	1051 (2333)	1053 (2232)	1052 (2335)	1053 (2348)	1053 (N/A)	1054 (N/A)	1052 (2272)	254 (1102)	249 (1193)
December	1044 (2318)	1047 (2220)	1045 (2320)	1047 (2335)	1047 (N/A)	1048 (N/A)	1046 (2259)	250 (1085)	246 (1178)
Average	1039 (2306)	1041 (2207)	1041 (2316)	1041 (2321)	1042 (N/A)	1042 (N/A)	1041 (2247)	252 (1091)	245 (1175)

Notes :- 1. Figures in brackets except Yamunanagar and Faridabad Centres are the estimated General Index Numbers with base 1972-73=100.

2. Bahadurgarh and Panipat centers (Consumer Price) were not covered during base year 1972-73=100.

3. @ these indices are furnished by Labour Bureau (Government of India) with base year 2001=100.

Figures in brackets of Yamunanagar and Faridabad Centres relates to the base year 1982=100.

(Sd.)...,
Director,
Department of Economic & Statistical Analysis,
Haryana.

HARYANA GOVERNMENT**ECONOMIC AND STATISTICAL ANALYSIS DEPARTMENT**

The 20th August, 2015

No. P.O.B. 1105.— In pursuance of Haryana Government Notification No. 7546-3-LAB-78/25638 dated the 4th September, 1970 and No. 3781-3-lab-72 dated the 2nd June, 1972 appointing me as Competent Authority to ascertain from time to time the cost of living Index Numbers and in exercise of powers conferred by clause (d) of Section 2 of the Minimum Wages Act., 1948. I, hereby declare the cost of living Index Numbers from January, 2015 to June, 2015 in respect of Bhiwani, Hisar, Sonipat, Surajpur-Pinjore, Bahadurgarh, Panipat, Yamunanagar and Faridabad Towns and for Haryana State as under:-

**WORKING CLASS COST OF
LIVING CONSUMER PRICE
INDEX NUMBERS IN HARYANA**

Month/ 2015	Bhiwani	Hisar	Sonipat	Surajpur- Pinjore	Bahadur- garh	Panipat	Haryana	Yamuna Nagar@	Faridabad@
January	977 (2169)	980 (2078)	984 (2184)	977 (2179)	978 N/A	981 N/A	979 (2115)	243 (1055)	232 (1111)
February	975 (2165)	978 (2073)	981 (2178)	975 (2174)	975 N/A	978 N/A	977 (2110)	242 (1050)	231 (1106)
March	981 (2178)	984 (2086)	986 (2189)	981 (2188)	981 N/A	983 N/A	983 (2123)	243 (1055)	234 (1121)
April	990 (2198)	993 (2105)	995 (2209)	991 (2210)	991 N/A	993 N/A	992 (2143)	245 (1063)	235 (1126)
May	999 (2218)	1002 (2124)	1004 (2229)	1001 (2232)	1001 N/A	1003 N/A	1002 (2164)	245 (1063)	237 (1135)
June	1013 (2249)	1015 (2152)	1017 (2258)	1014 (2261)	1015 N/A	1016 N/A	1015 (2192)	246 (1068)	236 (1130)
Average	989 (2196)	992 (2103)	995 (2208)	990 (2207)	990 N/A	992 N/A	991 (2141)	244 (1059)	234 (1122)

- Notes:-** 1. Figures in brackets except Yamunanagar and Faridabad Centres are the estimated General Index Number with base 1972-73=100.
2. Bahadurgarh and Panipat centers (Consumer Price) were not covered during base year 1972-73=100.
3. @ these indices are furnished by Labour Bureau (Government of India) with base year 2001=100. Figures in brackets of Yamuna Nagar and Faridabad Centres relates to the base year 1982=100.

(Sd.)...,
Director,
Economic & Statistical Analysis Department,
Haryana.

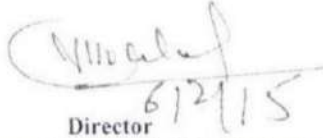
DEPARTMENT OF ECONOMIC AND STATISTICAL ANALYSIS, HARYANA

In pursuance of Haryana Government Notification No. 7546-3- LAB- 78/25638 dated the 4th September, 1970 and No. 3781-3- lab-72 dated the 2nd June, 1972 appointing me as Competent Authority to ascertain from time to time the cost of living Index Numbers and in exercise of powers conferred by clause (d) of section 2 of the Minimum wages Act., 1948. I hereby declare the cost of living Index Numbers from July, 2014 to December, 2014 in respect of Bhiwani, Hisar, Sonipat, Surajpur-Pinjore, Bahadurgarh, Panipat, Yamunanagar and Faridabad Towns and for Haryana State as under :-

WORKING CLASS COST OF LIVING
CONSUMER PRICE
INDEX NUMBERS IN HARYANA

Month/ 2014	Bhiwani	Hisar	Sonipat	Surajpur- Pinjore	B/garh	Panipat	Haryana	Yamuna- Nagar @	F/bad@
July	970 (2153)	973 (2063)	976 (2167)	971 (2165)	971 N/A	974 N/A	972 (2100)	244 (1059)	230 (1102)
August	974 (2162)	977 (2071)	980 (2176)	975 (2174)	975 N/A	978 N/A	976 (2108)	244 (1059)	232 (1111)
September	975 (2165)	978 (2073)	981 (2178)	976 (2176)	976 N/A	979 N/A	977 (2110)	243 (1055)	232 (1111)
October	977 (2169)	981 (2080)	984 (2185)	978 (2181)	978 N/A	982 N/A	980 (2117)	245 (1063)	232 (1111)
November	976 (2167)	979 (2076)	983 (2182)	976 (2177)	977 N/A	980 N/A	978 (2112)	243 (1055)	230 (1102)
December	972 (2158)	975 (2067)	979 (2173)	972 (2168)	973 N/A	976 N/A	974 (2104)	242 (1050)	229 (1097)
Average	974 (2162)	977 (2072)	981 (2177)	975 (2174)	975 N/A	978 N/A	976 (2109)	244 (1057)	231 (1106)

- Notes:- 1. Figures in brackets except Yamunanagar and Faridabad Centres are the estimated General Index Numbers with base 1972-73=100.
2. Bahadurgarh and Panipat centers(Consumer Price) were not covered during base year 1972-73=100.
3. @ these indices are furnished by Labour Bureau (Government of India) with base year 2001=100.
Figures in brackets of Yamuna Nagar and Faridabad Centres relates to the base year 1982=100.


6/2/15

Director

Department of Economic & Statistical Analysis,
Haryana

DEPARTMENT OF ECONOMIC AND STATISTICAL ANALYSIS, HARYANA

In pursuance of Haryana Government Notification No. 7546-3- LAB-78/25638 dated the 4th September, 1970 and No. 3781-3- lab-72 dated the 2nd June, 1972 appointing me as Competent Authority to ascertain from time to time the cost of living Index Numbers and in exercise of powers conferred by clause (d) of section 2 of the Minimum wages Act., 1948. I hereby declare the cost of living Index Numbers from January, 2014 to June, 2014 in respect of Bhiwani, Hisar, Sonipat, Surajpur-Pinjore, Bahadurgarh, Panipat, Yamunanagar and Faridabad Towns and for Haryana State as under :-

WORKING CLASS COST OF LIVING
CONSUMER PRICE
INDEX NUMBERS IN HARYANA

Month/ 2014	Bhiwani	Hisar	Sonipat	Surajpur- Pinjore	B/garh	Panipat	Haryana	Yamuna- Nagar @	F/bad@
January	926 (2056)	926 (1963)	927 (2058)	923 (2058)	926 N/A	926 N/A	925 (1998)	234 (1016)	217 (1039)
Feburary	931 (2067)	930 (1972)	932 (2069)	928 (2069)	930 N/A	931 N/A	930 (2009)	235 (1020)	217 (1039)
March	935 (2076)	934 (1980)	937 (2080)	933 (2081)	934 N/A	936 N/A	935 (2019)	236 (1024)	221 (1059)
April	946 (2100)	947 (2008)	950 (2109)	945 (2107)	945 N/A	948 N/A	946 (2043)	239 (1037)	224 (1073)
May	953 (2116)	955 (2025)	958 (2127)	952 (2123)	953 N/A	956 N/A	954 (2060)	243 (1055)	221 (1059)
June	959 (2129)	961 (2037)	965 (2142)	959 (2139)	959 (N.A)	962 (N.A)	(960) (2074)	241 (1046)	221 (1059)
Average	941 (2091)	942 (1998)	945 (2098)	940 (2096)	941 (N.A)	943 (N.A)	942 (2034)	238 (1033)	220 (1055)

- Notes:- 1. Figures in brackets except Yamunanagar and Faridabad Centres are the estimated General Index Numbers with base 1972-73=100.
2. Bahadurgarh and Panipat centers(Consumer Price) were not covered during base year 1972-73=100.
3. @ these indices are furnished by Labour Bureau (Government of India) with base year 2001=100. Figures in brackets of Yamuna Nagar and Faridabad Centres relates to the base year 1982=100.

Director
Department of Economic & Statistical Analysis,
Haryana

DEPARTMENT OF ECONOMIC AND STATISTICAL ANALYSIS, HARYANA

In pursuance of Haryana Government Notification No. 7546-3- LAB-78/25638 dated the 4th September, 1970 and No. 3781-3- lab-72 dated the 2nd June, 1972 appointing me as Competent Authority to ascertain from time to time the cost of living Index Numbers and in exercise of powers conferred by clause (d) of section 2 of the Minimum wages Act., 1948. I hereby declare the cost of living Index Numbers from July, 2013 to December, 2013 in respect of Bhiwani, Hisar, Sonipat, Surajpur-Pinjore, Bahadurgarh, Panipat, Yamunanagar and Faridabad Towns and for Haryana State as under :-

WORKING CLASS COST OF LIVING
CONSUMER PRICE
INDEX NUMBERS IN HARYANA

Month/ 2013	Bhiwani	Hisar	Sonipat	Surajpur- Pinjore	B/garh	Panipat	Haryana	Yamuna- Nagar @	F/bad@
July	906 (2011)	906 (1921)	906 (2011)	904 (2016)	907 N/A	904 N/A	905 (1955)	228 (990)	215 (1030)
August	915 (2031)	914 (1938)	914 (2029)	913 (2036)	915 N/A	912 N/A	914 (1974)	230 (998)	217 (1039)
September	920 (2042)	919 (1948)	919 (2040)	918 (2047)	920 N/A	917 N/A	919 (1985)	231 (1003)	218 (1044)
October	932 (2069)	932 (1976)	933 (2071)	930 (2074)	933 N/A	931 N/A	931 (2011)	233 (1011)	221 (1059)
November	940 (2087)	940 (1993)	940 (2087)	937 (2090)	940 N/A	939 N/A	939 (2028)	236 (1024)	225 (1078)
December	933 (2071)	933 (1978)	933 (2071)	929 (2072)	932 (N.A)	932 (N.A)	(932) (2013)	234 (1016)	220 (1054)
Average	924 (2052)	924 (1959)	924 (2052)	922 (2056)	925 (N.A)	923 (N.A)	923 (1994)	232 (1007)	219 (1051)

- Notes:- 1. Figures in brackets except Yamunanagar and Faridabad Centres are the estimated General Index Numbers with base 1972-73=100.
2. Bahadurgarh and Panipat centers(Consumer Price) were not covered during base year 1972-73=100.
3. @ these indices are furnished by Labour Bureau (Government of India) with base year 2001=100.
Figures in brackets of Yamuna Nagar and Faridabad Centres relates to the base year 1982=100.


Director
Department of Economic & Statistical Analysis,
Haryana

HARYANA GOVERNMENT
DEPARTMENT OF ECONOMIC AND STATISTICAL ANALYSIS, HARYANA

In pursuance of Haryana Government Notification No. 7546-3- LAB-78/25638 dated the 4th September, 1970 and No. 3781-3- lab-72 dated the 2nd June, 1972 appointing me as Competent Authority to ascertain from time to time the cost of living Index Numbers and in exercise of powers conferred by clause (d) of section 2 of the Minimum wages Act., 1948. I hereby declare the cost of living Index Numbers from January, 2013 to June, 2013 in respect of Bhiwani, Hisar, Sonapat, Surajpur-Pinjore, Bahadurgarh, Panipat, Yamunanagar and Faridabad Towns and for Haryana State as under :-

WORKING CLASS COST OF LIVING
CONSUMER PRICE
INDEX NUMBERS IN HARYANA

Month/ 2013	Bhiwani	Hisar	Sonapat	Surajpur- Pinjore	B/garh	Panipat	Haryana	Yamuna- Nagar @	F/bad@
January	869 (1929)	868 (1840)	868 (1927)	868 (1936)	870 N/A	868 N/A	868 (1875)	225 (977)	212 (1015)
February	877 (1947)	875 (1855)	875 (1943)	875 (1951)	878 N/A	876 N/A	876 (1892)	226 (981)	216 (1035)
March	881 (1956)	879 (1863)	880 (1954)	880 (1962)	882 N/A	880 N/A	880 (1901)	228 (990)	218 (1044)
April	887 (1969)	886 (1878)	887 (1969)	886 (1976)	888 N/A	886 N/A	887 (1916)	230 (998)	219 (1049)
May	887 (1969)	886 (1878)	887 (1969)	886 (1976)	888 N/A	886 N/A	887 (1916)	227 (985)	219 (1049)
June	895 (1987)	895 (1897)	896 (1989)	894 (1994)	897 N/A	894 N/A	895 (1933)	228 (990)	221 (1059)
Average	883 (1960)	882 (1870)	882 (1958)	882 (1967)	884 N/A	882 N/A	882 (1905)	227 (985)	218 (1044)

- Notes:- 1. Figures in brackets except Yamunanagar and Faridabad Centres are the estimated General Index Numbers with base 1972-73=100.
2. Bahadurgarh and Panipat centers(Consumer Price) were not covered during base year 1972-73=100.
3. @ these indices are furnished by Labour Bureau (Government of India) with base year 2001=100. Figures in brackets of Yamuna Nagar and Faridabad Centres relates to the base year 1982=100.


 Director
 Department of Economic & Statistical Analysis,
 Haryana

1036/8-2-2013

DEPARTMENT OF ECONOMIC AND STATISTICAL ANALYSIS, HARYANA

In pursuance of Haryana Government Notification No. 7546-3- LAB-78/25638 dated the 4th September, 1970 and No. 3781-3- lab-72 dated the 2nd June, 1972 appointing me as Competent Authority to ascertain from time to time the cost of living Index Numbers and in exercise of powers conferred by clause (d) of section 2 of the Minimum wages Act., 1948. I hereby declare the cost of living Index Numbers from July, 2012 to December, 2012 in respect of Bhiwani, Hisar, Sonipat, Surajpur-Pinjore, Bahadurgarh, Panipat, Yamunanagar and Faridabad Towns and for Haryana State as under :-

WORKING CLASS COST OF LIVING
CONSUMER PRICE
INDEX NUMBERS IN HARYANA

Month/ 2012	Bhiwani	Hisar	Sonipat	Surajpur- Pinjore	B/garh	Panipat	Haryana	Yamuna- Nagar @	F/bad@
July	845 (1876)	844 (1789)	845 (1876)	844 (1882)	846 (N.A.)	845 (N.A.)	844 (1823)	216 (937)	213 (1020)
August	852 (1891)	851 (1804)	851 (1889)	850 (1896)	852 (N.A.)	851 (N.A.)	851 (1838)	218 (946)	213 (1020)
September	856 (1900)	855 (1813)	855 (1898)	855 (1907)	856 (N.A.)	856 (N.A.)	855 (1847)	221 (959)	212 (1015)
October	861 (1911)	860 (1823)	860 (1909)	860 (1918)	861 (N.A.)	861 (N.A.)	860 (1858)	222 (963)	213 (1020)
November	865 (1920)	864 (1832)	864 (1918)	864 (1927)	865 (N.A.)	865 (N.A.)	864 (1866)	225 (977)	214 (1025)
December	863 (1916)	862 (1827)	861 (1911)	861 (1920)	863 (N.A.)	863 (N.A.)	862 (1862)	224 (972)	210 (1006)
Average	857 (1903)	856 (1815)	856 (1900)	856 (1909)	857 (N.A.)	857 (N.A.)	856 (1849)	221 (959)	213 (1020)

- Notes:- 1. Figures in brackets except Yamunanagar and Faridabad Centres are the estimated General Index Numbers with base 1972-73=100.
2. Bahadurgarh and Panipat centers(Consumer Price) were not covered during base year 1972-73=100.
3. @ these indices are furnished by Labour Bureau (Government of India) with base year 2001=100. Figures in brackets of Yamuna Nagar and Faridabad Centres relates to the base year 1982=100.

Director
Department of Economic & Statistical Analysis,
Haryana

1014
61812


HARYANA GOVERNMENT
DEPARTMENT OF ECONOMIC AND STATISTICAL ANALYSIS, HARYANA

In pursuance of Haryana Government Notification No. 7546-3- LAB-78/25638 dated the 4th September, 1970 and No. 3781-3- lab-72 dated the 2nd June, 1972 appointing me as Competent Authority to ascertain from time to time the cost of living Index Numbers and in exercise of powers conferred by clause (d) of section 2 of the Minimum wages Act., 1948. I hereby declare the cost of living Index Numbers from January, 2012 to June, 2012 in respect of Bhiwani, Hisar, Sonipat, Surajpur-Pinjore, Bahadurgarh, Panipat, Yamunanagar and Faridabad Towns and for Haryana State as under :-

WORKING CLASS COST OF LIVING
CONSUMER PRICE
INDEX NUMBERS IN HARYANA

Month/ 2012	Bhiwani	Hisar	Sonipat	Surajpur- Pinjore	B/garh	Panipat	Haryana	Yamuna- Nagar @	F/bac @
January	788 (1749)	788 (1671)	786 (1745)	786 (1753)	788 N/A	787 N/A	787 (1700)	206 (894)	196 (939)
February	792 (1758)	792 (1679)	790 (1754)	790 (1762)	792 N/A	791 N/A	791 (1709)	206 (894)	197 (944)
March	801 (1778)	800 (1696)	799 (1774)	799 (1782)	800 N/A	800 N/A	800 (1728)	208 (903)	199 (953)
April	820 (1820)	819 (1736)	819 (1818)	819 (1826)	820 N/A	820 N/A	820 (1771)	213 (924)	206 (987)
May	820 (1820)	819 (1736)	820 (1820)	819 (1826)	820 N/A	821 N/A	820 (1771)	212 (920)	205 (982)
June	825 (1832)	824 (1747)	824 (1829)	824 (1838)	825 N/A	825 N/A	824 (1780)	213 (924)	205 (982)
Average	808 (1794)	807 (1711)	806 (1789)	806 (1797)	808 N/A	807 N/A	807 (1743)	210 (911)	201 (963)

- Notes:- 1. Figures in brackets except Yamunanagar and Faridabad Centres are the estimated General Index Numbers with base 1972-73=100.
2. Bahadurgarh and Panipat centers were not covered during base year 1972-73=100.
3. @ these indices are furnished by Labour Bureau (Government of India) with base year 2001=100. Figures in brackets of Yamuna Nagar and Faridabad Centres relates to the base year 1982=100.


Director
Department of Economic & Statistical Analysis,
Haryana

1000
13-2-2012

HARYANA GOVERNMENT
DEPARTMENT OF ECONOMIC AND STATISTICAL ANALYSIS, HARYANA

In pursuance of Haryana Government Notification No. 7546-3- LAB-78/25638 dated the 4th September, 1970 and No. 3781-3- lab-72 dated the 2nd June, 1972 appointing me as Competent Authority to ascertain from time to time the cost of living Index Numbers and in exercise of powers conferred by clause (d) of section 2 of the Minimum wages Act., 1948. I hereby declare the cost of living Index Numbers from July, 2011 to December, 2011 in respect of Bhiwani, Hisar, Sonipat, Surajpur-Pinjore, Bahadurgarh, Panipat, Yamunanagar and Faridabad Towns and for Haryana State as under :-

WORKING CLASS COST OF LIVING
CONSUMER PRICE
INDEX NUMBERS IN HARYANA

Month/ 2011	Bhiwani	Hisar	Sonipat	Surajpur- Pinjore	B/garh	Panipat	Haryana	Yamuna- Nagar @	F/bad@
July	771 (1712)	770 (1632)	769 (1707)	769 (1715)	771 N/A	770 N/A	770 (1663)	198 (859)	195 (934)
August	775 (1721)	775 (1643)	774 (1718)	773 (1724)	775 N/A	774 N/A	774 (1672)	197 (855)	197 (944)
September	788 (1749)	788 (1671)	787 (1747)	786 (1753)	789 (N/A)	788 N/A	787 (1700)	201 (872)	199 (953)
October	793 (1760)	793 (1681)	792 (1758)	791 (1764)	794 N/A	793 N/A	792 (1711)	208 (903)	202 (968)
November	793 (1760)	793 (1681)	792 (1758)	791 (1764)	794 N/A	793 N/A	792 (1711)	208 (903)	198 (948)
December	784 (1740)	784 (1662)	782 (1736)	782 (1744)	784 N/A	783 N/A	783 (1691)	206 (894)	195 (934)
Average	784 (1740)	784 (1662)	783 (1738)	782 (1744)	785 N/A	784 N/A	783 (1691)	203 (881)	198 (948)

- Notes:- 1. Figures in brackets except Yamunanagar and Faridabad Centres are the estimated General Index Numbers with base 1972-73=100.
2. Bahadurgarh and Panipat centers (Consumer Price) were not covered during base year 1972-73=100.
3. @ these indices are furnished by Labour Bureau (Government of India) with base year 2001=100. Figures in brackets of Yamuna Nagar and Faridabad Centres relates to the base year 1982=100.

Director
Department of Economic & Statistical Analysis,
Haryana