

Publication No. 1302  
Available at Deptt. website: [www.esaharyana.gov.in](http://www.esaharyana.gov.in)



GOVERNMENT OF HARYANA

# **ECONOMICS OF FARMING IN HARYANA 2020-21**

**Issued by:  
DEPARTMENT OF ECONOMIC AND STATISTICAL AFFAIRS  
HARYANA  
2022**



**GOVERNMENT OF HARYANA**

# **ECONOMICS OF FARMING IN HARYANA 2020-21**

**Issued by:  
DEPARTMENT OF ECONOMIC AND STATISTICAL AFFAIRS  
HARYANA  
2022**

## **PREFACE**

The present report on 'Economics of Farming in Haryana' has been prepared on the basis of information collected from 280 holdings selected throughout the State and refers to the Agriculture Year 2020-21 (July, 2020 to June, 2021). This report provides comprehensive assessment regarding the annual gross income, expenditure and net income from cultivation under irrigated and unirrigated holdings. It highlights the impact of irrigation, cropping pattern, use of chemical fertilizers, improved agricultural machinery and farm equipments on the yield of various crops and cropping intensity. It also analyses the share of bullock and manual labour as well as machinery used in agricultural operations.

The report has been prepared by Smt. Rani, Research Officer with the help of Sh. Kuldeep Kumar, Assistant Research Officer and Smt. Shenaj, Steno Typist under the overall guidance of Sh. Manoj Kumar Goel, Joint Director.

The valuable assistance and active co-operation rendered by the selected cultivators who maintained the record of day-to-day operations related to the cultivation of their respective holdings is also acknowledged. This report is also placed on the departmental website: [www.esaharyana.gov.in](http://www.esaharyana.gov.in).

I hope that present issue will prove a useful tool for the planners, policy makers, administrators and research scholars in the State who are interested in the development of agricultural economy in the State.

Panchkula  
Dated: 17<sup>th</sup> October, 2022

Dr. Rajvir Bhardwaj  
Director, Department of Economic and  
Statistical Affairs, Haryana

## **CONTENTS**

---

### **CHAPTER-I**

#### **INTRODUCTION**

	Page (s)
1.0 General	1
1.1 Objectives of the study	1
1.2 Method of data collection	1
1.3 Sampling design	2
1.4 Coverage	2
1.5 Agro-climatic zones	2

### **CHAPTER-II**

#### **ANALYSIS OF FARM ACCOUNT HOLDINGS**

2.0 General	3
2.1 Number and size of holdings	3
2.2 Land tenure systems	3-4
2.3 Classification of cultivated area of selected holdings	4-5
2.4 Extent of irrigation	5-6
2.5 Classification of holdings by number and extent of irrigation in different size groups	6
2.6 Area under different crops (irrigated and un-irrigated holdings)	7-9
2.7 Cropping intensity	9-10
2.8 Output per hectare	10-11
2.9 Capital investment in farm, agricultural machineries and equipments	12-13
2.10 Use of chemical fertilizers	13-14
2.11 Use of chemical fertilizers per hectare	14-15

	Page (s)
2.12 Operated area per permanent agricultural worker under different types of holdings	15
2.13 Wages of agricultural workers	15-16
2.14 Operated area per plough under various types of holdings	16-17
2.15 Maintenance cost per pair of bullocks	17

### **CHAPTER-III**

#### **ECONOMIC ANALYSIS OF SELECTED HOLDINGS**

3.0 General	18
3.1 Gross income	18-20
3.2 Input-output analysis of holdings	20-22
3.3 Comparative position of net income under two types of land tenure systems	22

### **CHAPTER-IV**

<b>SUMMARY AND CONCLUSION</b>	23-24
-------------------------------	-------

### **LIST OF APPENDICES**

I List of selected holdings	25-32
II-A Cropped area, yield & its value of crops sown on irrigated land (Kharif)	33-56
II-B Cropped area, yield & its value of crops sown on un-irrigated land (Kharif)	57-60
III-A Cropped area, yield & its value of crops sown on irrigated land (Rabi)	61-81
III-B Cropped area, yield & its value of crops sown on un-irrigated land (Rabi)	82-84

**\*\*\***

**ECONOMICS OF FARMING  
IN HARYANA  
2020-2021**

# CHAPTER-I

## INTRODUCTION

### 1.0 General

Agriculture holding is the key of development in the process of growth in Haryana as well as in India's economic prosperity. In terms of area, agriculture has already reached at a saturation level and almost all the available cultivable land in the State is under plough. Thus, there is hardly any scope to bring more area under cultivation. Therefore, the agriculture production can only be increased through enhanced cropping intensity, change in cropping pattern, improvement in seeds of high yielding varieties, better cultivation practices and post harvest technology etc. The State Govt. is trying to re-orient agriculture in this direction through various policy measures.

The present report on "Economics of Farming in Haryana" relates to the agricultural year 2020-21 and covers 280 selected holdings i.e. two holdings from each block of all the districts of the State.

### 1.1 Objectives of the Study

The main objective of this study is to make an in-depth study of "Economics of Farming" in Haryana and to work out the annual investment and net return per hectare under different types and size of holdings. In addition, this study also highlights the following aspects:-

- (i) Input-output analysis of various crops.
- (ii) Income, expenditure and net return per hectare under the prevalent forms of cultivation i.e. peasant proprietorship and peasant proprietorship-cum- tenancy.
- (iii) Employment and utilization of farm capital, manual labour and bullock labour.

### 1.2 Method of Data Collection

The study is based on the data collected from the selected cultivators through District Statistical Officers. Various farm operations were recorded by the selected cultivators in the registers especially prescribed/designed for this purpose. To ensure accuracy of data, the records were maintained by the farmers and supervised/checked by the staff of District Statistical Offices as well as officers/officials of the headquarters. An honorarium of ₹ 2000/-per annum has been fixed for each selected cultivator for maintaining farm accounts registers during the year 2020-21.

### 1.3 Sampling Design

Two cultivators from two different villages of each block were purposively selected depending on their co-operation, willingness and capability in maintaining the day-to-day records of farm operations. The particular holding was the ultimate unit of survey. As such, the results and conclusions arrived at in this report are based on the study of a small number of sampled holdings and therefore, cannot necessarily be taken to reflect the situation prevailing in the State as a whole.

### 1.4 Coverage

The study is comprehensive in nature and gives detailed account of 280 agricultural holdings. Out of these holdings, 251 holdings were irrigated and 6 holdings were unirrigated. The remaining 23 holdings were partly irrigated. Various characteristics of farm holdings such as size, tenancy, level of irrigation, area under various crops, agro-climatic conditions, cropping intensity and yield per hectare have been analyzed in the report. The economic impact of various inputs like (i) Manual Labour, (ii) Bullock/Camel Power, (iii) Seeds (local and improved varieties), (iv) Agricultural Implements and Machinery, (v) Farm Yard Manure and Chemical Fertilizers, (vi) Irrigation charges (abiyaana/water channel and tube well charges) etc., (vii) Rent (actually paid) and (viii) Miscellaneous inputs e.g. payments made to artisans, cost of insecticides and pesticides etc. have been calculated and shown separately for irrigated and unirrigated areas. Similarly, gross income, expenditure and net income per hectare under peasant proprietorship and peasant proprietorship-cum-tenancy have been worked out to determine the profitability of farming. The holdings have been classified according to various size groups to facilitate group-wise comparison of different inputs and output of farm cultivators.

### 1.5 Agro-Climatic Zones

The State consists of different agro-climatic zones which are conducive for different variety of crops. To facilitate the analysis of data and to make the study more useful in planning and research for agricultural development, the State has been divided into four homogeneous agro-climatic zones which are as under :-

<b>Sr. No.</b>	<b>Zone</b>	<b>Districts included</b>
1.	Central	Kaithal, Jind, Sonapat, Rohtak, Jhajjar
2.	Northern	Panchkula, Ambala, Yamunanagar, Kurukshetra, Karnal, Panipat
3.	Southern	Gurugram, Faridabad, Palwal, Rewari, Narnaul, Nuh.
4.	Western	Hisar, Bhiwani, Fatehabad, Sirsa, Charkhi Dadari.

\*\*\*



## CHAPTER-II

### ANALYSIS OF FARM ACCOUNT HOLDINGS

#### 2.0 General

This Chapter deals with the classification of all 280 selected farm holdings according to the prevalent land tenure system and the extent of irrigation in different four zones.

The capital investment in agricultural machineries & equipments, tube wells and pumping sets has also been worked out along with the maintenance cost of the pair of bullocks.

#### 2.1 Number and size of farm holdings

The use of chemical fertilizer per hectare, area under different crops and yield per hectare and the State is divided into four agro-climate zones namely; Central, Northern, Southern & Western. Zone-wise number of selected farm holdings, total cultivated area and average size of holdings are presented in the table given below:-

**Table 2.1 Zone-wise number, total cultivated area and average size of selected holdings**

Sr.No.	Zone	No.of selected holdings	Total cultivated area of holdings (hectares)	Average size of holdings (hectares)
1	2	3	4	5
1.	Central	68 (24.29)	222.92 (24.23)	3.28
2.	Northern	76 (27.14)	255.20 (27.74)	3.36
3.	Southern	68 (24.29)	234.20 (25.46)	3.44
4.	Western	68 (24.29)	207.60 (22.57)	3.05
	Total	280 (100.00)	919.92 (100.00)	3.28

Note : Figures in brackets indicate percentage to total.

#### 2.2 Land tenure systems

There are two types of land tenure systems prevalent in the State i.e. (i) peasant proprietorship system where a peasant cultivates his own land with the help of his own family members or hired labourers (ii) peasant proprietorship-cum-tenant system where a farmer cultivates his own land along with some land either on rent (cash) or on batai (kind) with the help of his own family members or hired labourers so as to make the cultivation of holding economically viable.

The classification of selected holdings according to prevailing land tenure systems in different zones are given below.

**Table 2.2 Zone-wise classification of selected holdings under peasant proprietorship and peasant proprietorship-cum-tenancy system**

		(Area in hectares)					
Sr.No.	Zone	Peasant proprietorship		Peasant proprietorship - cum-tenancy		Total	
		No. of holdings	Area	No. of holdings	Area	No. of holdings	Area
1	2	3	4	5	6	7	8
1.	Central	60 (24.90)	201.72 (25.12)	8 (20.51)	21.20 (18.12)	68 (24.28)	222.92 (24.23)
2.	Northern	64 (26.55)	227.60 (28.35)	12 (30.77)	27.60 (23.59)	76 (27.14)	255.20 (27.74)
3.	Southern	60 (24.90)	199.20 (24.81)	8 (20.51)	35.00 (29.91)	68 (24.29)	234.20 (25.46)
4.	Western	57 (23.65)	174.40 (21.72)	11 (28.21)	33.20 (28.38)	68 (24.29)	207.60 (22.57)
Total		241 (86.07)	802.92 (87.28)	39 (13.93)	117.00 (12.72)	280 (100.00)	919.92 (100.00)

Note:- Figures in brackets show the percentage to the total number of holdings and total area.

The above table depicts that out of total 919.92 hectares area, 802.92 hectares area (87.28%) belonged to the peasant proprietor cultivators and the remaining 117.00 hectares area (12.72%) are covered under peasant proprietor-cum-tenant cultivators. The chart 2.2 of table 2.2 shows the zone-wise area i.e 222.92 hectares in Central Zone, 255.20 hectares in Northern Zone, 234.20 hectares in Southern Zone and 207.60 hectares in Western Zone.

### 2.3 Classification of cultivated area of selected holdings

The classification of area of the selected holdings under different size groups and land tenure systems are given in the following table:-

**Table 2.3 Classification of selected holdings according to size and land tenure systems**

		(Area in hectares)							
Size group of holdings	Peasant proprietorship		Peasant proprietorship-cum-tenancy					Total	
	No. of holdings	Area	No. of holdings	Owned	Rented (Cash)	Batai (Kind)	Total area	No. of holdings	Area
1	2	3	4	5	6	7	8	9	10
Below 2.0	128	174.82	10	4.20	0.00	3.20	7.40	138 (49.29)	182.22 (19.81)
2.0-4.0	63	174.30	6	6.05	0.00	2.15	8.20	69 (24.64)	182.50 (19.84)
4.0-7.5	31	169.70	6	7.90	0.00	2.10	10.00	37 (13.21)	179.70 (19.53)
7.5 – 10.0	8	93.00	7	17.50	0.00	11.50	29.00	15 (5.35)	122.00 (13.26)
10.0 & above	11	191.10	10	47.20	0.00	15.20	62.40	21 (7.52)	253.50 (27.55)
Total	241 (86.07)	802.92 (87.28)	39 (13.93)	82.85	0.00	34.15	117.00 (12.72)	280 (100.00)	919.92 (100.00)

Note:- Figures in brackets show the percentage to the total number of holdings and total area.

It may be seen from Table 2.3 that out of total 280 farm holdings, 241 holdings (86.07%) and 39 holdings (13.93%) are under peasant proprietorship and peasant proprietorship-cum-tenancy having an area of 802.92 hectares (87.28%) and 117.00 hectares (12.72%), respectively. It may also be inferred from the table that the maximum (49.28%) concentration of holdings are in the size group of below 2.0 hectares and the minimum (5.35%) in the size group between 7.5-10.0 hectares. The chart 2.3 of table 2.3 shows the group-wise area of selected holdings i.e 182.22 hectares of below 2.0, 182.50 hectares in between 2.0-4.0, 179.70 hectares 253.50 hectares in between 4.0-7.5, 122.00 hectares in between 7.5-10.0 and 253.50 hectares in between 10.0 & above.

#### 2.4 Extent of irrigation

Haryana is an agrarian State. Irrigation is a vital input to increase agricultural production. The State has limited water resources viz. canal as well as under ground water. Haryana Government in its plans has accorded the high priority to increase provision of adequate irrigation facilities.

**Table 2.4 Number of selected holdings by extent of irrigation**

Sr.No.	Zone	No. of selected holdings	Irrigated holdings	Partly irrigated holdings	Unirrigated holdings
1	2	3	4	5	6
1.	Central	68	60	8	0
2.	Northern	76	71	3	2
3.	Southern	68	60	5	3
4.	Western	68	60	7	1
Total		280 (100.00)	251 (89.65)	23 (8.21)	6 (2.14)

The above table shows that out of total 280 holdings, the maximum number of holdings i.e. 251 holdings (89.65%) are fully irrigated whereas 6 holdings (2.14%) are totally unirrigated. The remaining 23 holdings (8.21%) are partly irrigated. Out of 6 unirrigated holdings, 2 are in Northern Zone, 3 are in Southern Zone and 1 in Western Zone. Out of 23 partly irrigated holdings, 8 are in Central Zone, 3 are in Northern Zone, 5 are in Southern Zone and 7 are in Western Zone.

#### 2.4 (a) Irrigated/Unirrigated area of selected holdings

The zone wise total cultivated, irrigated and unirrigated area of the selected holdings are presented in Table 2.4(a). It may be observed from the table that 94.72% of the cultivated area was under irrigation whereas only 5.28% area was to be found unirrigated. The maximum (98.16%) of the total cultivated area of irrigated area was found in Northern Zone whereas it was the minimum (89.93%) in the Western Zone. Under in-irrigated area, the maximum i.e. (10.07%) of the total cultivated area was in Western Zone whereas it was the minimum (1.84%) in the Northern Zone.

**Table 2.4 (a) Zone-wise total cultivated, irrigated and unirrigated area of the selected holdings**  
(Area in hectares)

Sr.No.	Zone	Total cultivated area of holdings	Irrigated area	Unirrigated area	Area percentage to the total cultivated area	
					Irrigated	Unirrigated
1	2	3	4	5	6	7
1.	Central	222.92	216.52	6.40	97.13	2.87
2.	Northern	255.20	250.50	4.70	98.16	1.84
3.	Southern	234.20	217.60	16.60	92.91	7.09
4.	Western	207.60	186.70	20.90	89.93	10.07
Total		919.92	871.32	48.60	94.72	5.28

## 2.5 Classification of holdings by number and extent of irrigation in different size groups

The classification of holdings by number and extent of irrigation in different size groups are given in Table 2.5.

**Table 2.5 Classification of selected holdings according to size, area and level of irrigation**  
(Area in hectares)

Size group of holdings	Total number of holdings	Total cultivated area of holdings	(Area in hectares)						
			Wholly irrigated holdings		Partly irrigated holdings		Wholly unirrigated holdings		
			No.	Area	No	Area	No	Area	
1	2	3	4	5	6	7	8	9	10
Below 2.0	138	182.22	126	168.12	7	5.20	2.80	5	6.10
2.0-4.0	69	182.50	62	162.90	7	13.80	5.80	0	0.00
4.0-7.5	37	179.70	33	157.70	4	14.30	7.70	0	0.00
7.5 –10.0	15	122.00	12	95.80	2	9.60	7.40	1	9.20
10.0 & above	21	253.50	18	212.30	3	31.60	9.60	0	0.00
Total	280	919.92	251	796.82 (86.62)	23	74.50 (8.10)	33.30 (3.62)	6	15.30 (1.66)

Note: Figures in brackets shows the percentage to the total number of holdings and total area.

It may be seen in Table 2.5 that out of total 280 holdings, 138 holdings were in the size group of below 2.0 hectares having a total area of 182.22 hectares, 69 holdings were in the size group of 2.0-4.0 hectares with an area of 182.50 hectares, 37 holdings were in the size group of 4.0-7.5 hectares with an area of 179.70 hectares, 15 holdings were in the size group of 7.5-10.0 hectares with an area of 122.00 hectares and 21 holdings belonged to the size group of 10.0 hectares and above with an area of 253.50 hectares. The table further reveals that 86.62% and 11.72% of the total area was found to be fully irrigated and partly irrigated respectively and the remaining 1.66 % area had no irrigation facilities.

## 2.6 Area under different crops (irrigated and unirrigated holdings)

Zone- wise and crop-wise distribution of irrigated and unirrigated areas of selected holdings are given in Tables 2.6 (a) and 2.6 (b), respectively.

**Table 2.6 (a) Zone-wise and crop-wise distribution of irrigated areas of selected holdings**

(Area in hectares)					
Crops	Central	Northern	Southern	Western	Total
1	2	3	4	5	6
<b>I. Cereals</b>					
Paddy	126.78	241.72	45.89	66.65	481.04 (30.02)
Bajra	24.15	0.15	70.55	11.90	106.75 (6.66)
Maize	0.00	0.45	0.00	0.00	0.45 (0.03)
Jowar	13.45	7.45	1.95	6.10	28.95 (1.81)
Wheat	169.88	206.95	104.45	118.65	599.93 (37.44)
Barley	0.00	0.00	6.40	6.66	13.06 (0.82)
<b>Total Cereals</b>	<b>334.26</b>	<b>456.72</b>	<b>229.24</b>	<b>209.96</b>	<b>1230.18 (76.78)</b>
<b>II Pulses</b>					
Gram	1.18	0.00	2.05	3.56	6.79 (0.42)
Other pulses	0.00	0.00	0.00	3.85	3.85 (0.24)
<b>Total Pulses</b>	<b>1.18</b>	<b>0.00</b>	<b>2.05</b>	<b>7.41</b>	<b>10.64 (0.66)</b>
<b>III. Cash crops</b>					
Oilseeds (R & M)	11.36	4.24	76.00	34.55	126.15 (7.87)
Sugarcane	17.29	11.99	0.98	1.10	31.36 (1.96)
Cotton (Desi)	7.85	0.00	0.00	0.00	7.85 (0.49)
Cotton (American)	1.65	0.00	14.95	60.56	77.16 (4.82)
<b>Total cash crops</b>	<b>38.15</b>	<b>16.23</b>	<b>91.93</b>	<b>96.21</b>	<b>242.52 (15.14)</b>
<b>IV. Green Fodder</b>	6.98	21.90	0.48	5.95	35.31 (2.20)
<b>Total Green Fodder</b>	<b>6.98</b>	<b>21.90</b>	<b>0.48</b>	<b>5.95</b>	<b>35.31 (2.20)</b>
<b>V. Other crops</b>	2.11	8.87	33.64	38.95	83.57 (5.22)
<b>Total other crops</b>	<b>2.11</b>	<b>8.87</b>	<b>33.64</b>	<b>38.95</b>	<b>83.57 (5.22)</b>
<b>Total of all crops</b>	<b>382.68 (23.88)</b>	<b>503.72 (31.44)</b>	<b>357.34 (22.30)</b>	<b>358.48 (22.38)</b>	<b>1602.22 (100.00)</b>

Note: Figures in brackets indicate percentage to total.

**Table 2.6 (b) Zone-wise and crop-wise distribution of unirrigated area of selected holdings**

(Area in hectares)					
Crops	Central	Northern	Southern	Western	Total
1	2	3	4	5	6
<b>I. Cereals</b>					
Paddy	0.00	0.00	0.00	0.00	0.00 (0.00)
Bajra	0.78	0.66	11.20	4.75	17.39 (20.85)
Maize	0.00	1.49	0.00	0.00	1.49 (1.79)
Jowar	1.99	0.00	3.12	0.00	3.24 (3.88)
Wheat	2.98	2.18	2.88	1.45	7.31 (8.76)
Barley	0.00	0.00	0.00	0.00	0.00 (0.00)
<b>Total Cereals</b>	<b>5.75</b>	<b>4.33</b>	<b>17.20</b>	<b>6.20</b>	<b>33.48 (40.14)</b>
<b>II. Pulses</b>					
Gram	0.00	0.00	5.66	0.00	5.66 (6.79)
Other pulses	0.00	0.00	0.00	0.48	0.48 (0.58)
<b>Total pulses</b>	<b>0.00</b>	<b>0.00</b>	<b>5.66</b>	<b>0.48</b>	<b>6.14 (7.37)</b>
<b>III. Cash crops</b>					
Oilseeds(R&M)	7.98	1.10	17.08	6.00	32.16 (38.56)
Sugarcane	0.00	0.00	0.00	0.00	0.00 (0.00)
Cotton (Desi)	0.55	0.00	1.00	1.00	2.55 (3.06)
Cotton (American)	0.00	0.00	0.00	0.42	0.42 (0.50)
<b>Total cash crops</b>	<b>8.53</b>	<b>1.10</b>	<b>18.08</b>	<b>7.42</b>	<b>35.13 (42.12)</b>
<b>IV. Green Fodder</b>	<b>0.00</b>	<b>1.05</b>	<b>0.00</b>	<b>0.00</b>	<b>1.05 (1.26)</b>
<b>Total Green Fodder</b>	<b>0.00</b>	<b>1.05</b>	<b>0.00</b>	<b>0.00</b>	<b>1.05 (1.26)</b>
<b>V. Other crops</b>	<b>0.00</b>	<b>1.32</b>	<b>3.52</b>	<b>2.76</b>	<b>7.60 (9.11)</b>
<b>Total other crops</b>	<b>0.00</b>	<b>1.32</b>	<b>3.52</b>	<b>2.76</b>	<b>7.60 (9.11)</b>
<b>Total of all crops</b>	<b>14.28 (17.12)</b>	<b>7.80 (9.35)</b>	<b>44.46 (53.31)</b>	<b>16.86 (20.22)</b>	<b>83.40 (100.00)</b>

Note: Figures in brackets indicate percentage to total

It may be seen from Tables 2.6 (a) and 2.6 (b) that the total irrigated and unirrigated area of all crops was 1602.22 hectares and (83.44%) hectares, respectively. The percentage of irrigated area to the total irrigated area under wheat was the highest (37.44%) followed by paddy (30.02%), oilseeds (7.87%), bajra (6.66%) and other crops (5.22%). It may also be seen that the highest 503.72 hectares (31.44%) irrigated area was observed in Northern Zone whereas it was the lowest 357.34 hectares (22.30%) in the Southern Zone. The Southern Zone had maximum i.e. 44.46 hectares (53.31%) in unirrigated area, whereas it was minimum 7.80 hectares (9.35%) in Northern Zone.

The cropping pattern in unirrigated areas was found to be different than that of the irrigated areas. In case of unirrigated areas, the percentage of area under oilseeds was the highest (38.56%) followed by bajra (20.85%), other crops (9.11%), wheat (8.76%), gram (6.79%), barley (4.86%), jowar (3.88%), cotton desi (3.06%), maize (1.79%), green fodder (1.26%), and cotton (american) (0.50%).

## 2.7 Cropping intensity

The choice and scope (pattern) of various crops is determined by assured irrigation facilities and availability of improved high yielding varieties of seeds and other inputs. The cropping intensity is defined as percentage of the total cropped area to the net area sown. The total cropped area under various crops of selected holdings along with percentage of irrigated area and cropping intensity are presented in Tables 2.7 and 2.7 (b) respectively.

**Table 2.7 (a) Area under different crops and crop-wise percentage of irrigated area to the total cropped area**

Sr.No.	Crops	Total cropped area (Irrigated & Unirrigated)	Percentage to total cropped area	(Area in hectares)	
				Irrigated area	Percentage of irrigated to total cropped area
1	2	3	4	5	6
1.	Paddy	481.04	28.54	481.04	100.00
2.	Bajra	124.14	7.36	106.75	85.99
3.	Maize	1.94	0.12	0.45	23.20
4.	Jowar	32.19	1.91	28.95	89.93
5.	Wheat	607.24	36.02	599.93	98.80
6.	Barley	17.11	1.02	13.06	76.33
7.	Gram	12.45	0.74	6.79	54.54
8.	Other Pulses	4.33	0.26	3.85	88.91
9.	Oilseeds(R & M )	158.31	9.39	126.15	79.69
10.	Sugarcane	31.36	1.86	31.36	100.00
11.	Cotton (Desi)	10.40	0.62	7.85	75.48
12.	Cotton (American)	77.58	4.60	77.16	99.46
13.	Green Fodder	36.36	2.16	35.31	97.11
14.	Other Crops	91.17	5.41	83.57	91.66
	<b>Total</b>	<b>1685.62</b>	<b>100.00</b>	<b>1602.22</b>	<b>95.05</b>

It may be observed from Table 2.7(a) that the percentage to total cropped area under wheat was the highest( 36.02%) followed by paddy (28.54%), oilseeds (9.39%), bajra (7.36%), others crops (5.41%), cotton desi (0.62%), cotton american (4.60%), green fodder (2.16%), sugarcane (1.86%), jowar (1.91%), barley (1.02%) whereas the percentage of irrigated to total cropped area under cotton american (99.46%), wheat (98.80%), green fodder (97.11%), other crops (91.66%), jawar (89.93%), bajra (85.99%), oilseeds (79.69%), barley(76.33%), cotton desi (75.48%), gram (54.54%) and maize (23.20%), respectively.

The cropping intensity in irrigated and unirrigated areas of all four agro-climatic zones has been worked out in the following table:-

**Table 2.7 (b) Zone-wise cropping intensity under irrigated and unirrigated areas**

Sr. No.	Zone	Percentage of intensity		Total
		Irrigated	Unirrigated	
1	2	3	4	5
1	Central	176.74	223.13	178.07
2	Northern	201.09	165.96	200.44
3	Southern	164.22	267.83	171.56
4	Western	192.01	80.67	180.80
	Overall intensity	183.88	171.60	183.24

Table 2.7(b) depicts that the average cropping intensity in the irrigated and unirrigated areas was 183.88% and 171.60% respectively. The Northern Zone recorded the highest intensity of 201.09% whereas it was the lowest of 164.22% in Southern Zone on irrigated land. In case of unirrigated land, the cropping intensity was the highest 267.83% in Southern Zone and the lowest 80.67% in Western Zone. The overall cropping intensity was 183.24% taken together for irrigated and unirrigated areas.

## **2.8 Output per hectare**

The Zone-wise yield per hectare of different crops on irrigated and unirrigated land is given in Tables 2.8 (a) and 2.8 (b), respectively. Under irrigated areas, the average yield per hectare of paddy, wheat, bajra, maize, jowar, barley grain, gram, others pluses, oilseeds, sugarcane, cotton desi, cotton american and other crops was found to be 5024 kgs, 4876 kgs, 1603 kgs, 1285 kgs, 2858 kgs, 3148 kgs, 2268 kgs, 2510 kgs, 1708 kgs, 69078 kgs, 3310 kgs, 1813 kgs and 4532 kgs, respectively.

In case of unirrigated areas, the average yield per hectare of wheat grain, bajra, maize, jowar, gram, other pluses, oilseeds, cotton(desi), cotton(american), and other crops was worked out to be 3209 kgs, 1307 kgs, 1289 kgs, 1610 kgs, 1900 kgs, 295 kgs, 2611 kgs, 1598 kgs, 1710 kgs and 1608 kgs, respectively.

In cereals under irrigated area, the yield per hectare of paddy was maximum i.e. 5674 kgs in Northern Zone whereas in case of wheat it was maximum (5453 kgs) in Western Zone. The yield per hectare of paddy was minimum (4275 kgs) in Southern Zone whereas in case of wheat it was minimum (4378 kgs) in Northern Zone.



**Table 2.8 (a) Zone-wise yield per hectare of different crops under irrigated areas**

		(In Kgs)				
Sr.No.	Crops	Central	Northern	Southern	Western	Average yield
1	2	3	4	5	6	7
<b>Cereals</b>						
1.	Paddy	5447	5674	4275	4698	5024
2.	Wheat (Grain)	5275	4378	4398	5453	4876
3.	Wheat (Bhusa)	4790	4077	3298	4766	4233
4.	Bajra (Grain)	1905	998	2000	1510	1603
5.	Maize (Grain)	0	1285	0	0	1285
6.	Jowar(Green Fodder)	4605	3588	1120	2120	2858
7.	Barley (Grain)	0	0	2897	3399	3148
8.	Barley (Bhusa)	0	0	2690	2876	2783
<b>Pulses</b>						
1.	Gram (Grain)	995	0	1515	4295	4268
2.	Gram (Bhusa)	615	0	1110	2589	1438
3.	Other Pulses (Grain)	0	0	0	2510	2510
<b>Cash Crops</b>						
1.	Oilseeds (Rape & Mustard)	1497	1085	2456	1795	1708
2.	Sugarcane	99786	99857	17725	58943	69078
3.	Cotton (Desi)	3310	0	0	0	3310
4.	Cotton (American)	1325	0	1417	2698	1813
5.	Other Crops	1875	3689	4885	7678	4532

**Table 2.8 (b) Zone-wise yield per hectare of different crops under unirrigated areas**

		(In Kgs)				
Sr.No.	Crops	Central	Northern	Southern	Western	Average yield
1	2	3	4	5	6	7
<b>Cereals</b>						
1.	Paddy	0	0	0	0	0
2.	Wheat (Grain)	4608	3208	2245	2774	3209
3.	Wheat (Bhusa)	3595	3269	1378	3420	2916
4.	Bajra (Grain)	800	584	2523	1322	1307
5.	Maize (Grain)	0	1305	0	0	1305
6.	Jowar(Green Fodder)	1709	0	1510	0	1610
7.	Barley (Grain)	0	0	0	0	0
8.	Barley (Bhusa)	0	0	0	0	0
<b>Pulses</b>						
1.	Gram (Grain)	0	0	1900	0	1900
2.	Gram (Bhusa)	0	0	1811	0	1811
3.	Other Pulses (Grain)	0	0	0	295	295
<b>Cash Crops</b>						
1.	Oilseeds (Rape & Mustard)	2488	1266	3534	3155	2611
2.	Sugarcane	0	0	0	0	0
3.	Cotton (Desi)	0	0	0	1598	1598
4.	Cotton (American)	0	0	0	1710	1710
5.	Other Crops	0	1210	2640	2580	1608

## 2.9 Capital investment in farm, agricultural machineries and equipments

The capital investment has been classified into two broad heads :- (a) investment to improve the farm and (b) investment in agricultural machineries and equipments.

### (a) The capital investment in farm includes the following:-

- (i) Investment in land such as reclamation, improvement, fencing, terracing, bunding etc.
- (ii) Construction and maintenance of farm buildings, comprising of cattle sheds, tractor sheds, godown stores etc.
- (iii) Acquisition and maintenance of drought animals.

### (b) The Capital investment in agricultural machineries and equipments includes the following:-

- (i) Agricultural implements and machineries including tractors with accessories, bar harrow, thrasher, cart, iron plough, roller, seed drills, cane crusher, chaff cutter, jaggery boiling pan etc.
- (ii) Installation of tube wells / pumping sets, sinking of wells, construction/ remodeling of kacha and pucca water courses.

The Zone-wise details of capital investment in farm agricultural machineries and equipments are given in Table 2.9 (a).

**Table 2.9 (a) Capital investment in farm agricultural machineries and equipments**

(In ₹)					
Items	Central	Northern	Southern	Western	Total
1	2	3	4	5	6
<b>A-Farm</b>					
(i) Farm buildings, cattle sheds & other structures	339789 (6.73)	686999 (8.26)	379448 (10.65)	395828 (9.49)	1802064 (8.54)
(ii) Drought animals (including its acquisition)	78244 (1.55)	135244 (1.63)	0 (0.00)	89764 (2.15)	303252 (1.44)
<b>Total</b>	<b>418033 (8.28)</b>	<b>822243 (9.89)</b>	<b>379448 (10.65)</b>	<b>485592 (11.65)</b>	<b>2105316 (9.98)</b>
<b>B-Agricultural machineries</b>					
(i) Tube wells/pumping sets	1160780 (23.00)	1962168 (23.60)	326545 (9.16)	788574 (18.91)	4238067 (20.09)
(ii) Machineries and equipments	3467633 (68.71)	5528367 (66.50)	2857629 (80.19)	2895369 (69.44)	14748998 (69.93)
<b>Total</b>	<b>4628413 (91.72)</b>	<b>7490535 (90.11)</b>	<b>3184174 (89.35)</b>	<b>3683943 (88.35)</b>	<b>18987065 (90.02)</b>
<b>Grand Total</b>	<b>5046446 (100.00)</b>	<b>8312778 (100.00)</b>	<b>3563622 (100.00)</b>	<b>4169535 (100.00)</b>	<b>21092381 (100.00)</b>
<b>Investment per hectare</b>	<b>22638</b>	<b>32574</b>	<b>15216</b>	<b>20084</b>	<b>22928</b>

Note: Figures in brackets indicate percentage to total

The perusal of the Table 2.9 (a) indicates that total capital investment on farm buildings and drought animals was worked out to be 9.98% against the capital investment of 69.93% on tube wells/ pumping sets, machineries and equipments. The capital investment in farm was the highest (11.65%) in Western Zone whereas it was the lowest (8.28%) in Central Zone. Similarly, in case of agricultural machineries, the capital investment was the highest (91.72%) in Central Zone whereas it was the lowest (88.35%) in Western Zone. The overall capital investment per hectare for all four zones taken together was worked out to ₹ 22928.

The percentage investment made in various types of agricultural machineries and equipments, tube wells/pumping sets of selected holdings are shown in Table 2.9 (b).

**Table 2.9 (b) Capital investment in agricultural machineries and equipments and Tube- wells/ pumping set's etc.**

Sr. No.	Implements	Investment (In ₹ )	Percentage
1	2	3	4
1.	Tractor with accessories	6696753	35.27
2.	Tube wells/pumping sets	4831665	25.45
3.	Thrashers	462699	2.44
4.	Carts	436426	2.30
5.	Chaff cutters	2487642	13.10
6.	Bar harrows	34758	0.18
7.	Iron ploughs	55389	0.29
8.	Rollers	699	0.00
9.	Seed drills	535475	2.82
10.	Gur boiling pans	-	-
11.	Cane crashers	-	-
12.	Miscellaneous	3445559	18.15
Total		18987065	100.00

It may be observed from the above chart 2.9(b) and table that investment on tractor with accessories was the highest (35.27%) of the total capital investment on agricultural machineries and equipments followed by tube wells/pumping sets (25.45%), thrashers (2.44%), carts (2.30%), chaff cutters (13.10%) and miscellaneous (18.15%). The rest of the implements (Bar harrows, Iron ploughs, Seed drills) accounted for (3.29%) of the total capital investment on agricultural machineries and equipments.

## 2.10 Use of chemical fertilizers

The crop-wise area of the selected holdings where chemical fertilizers were used is presented in Table 2.10. The study of farm accounts also reveals the extent of chemical fertilizers used as an input in the adoption of improved agricultural practices. It has been observed that all the selected holdings were found using chemical fertilizers during the year.

**Table 2.10 Total crop-wise area of holdings where chemical fertilizers were used**

(Area in hectares)

Sr. No.	Crops	Irrigated			Unirrigated		
		Total cropped area	Area under chemical fertilizers	% age of col.4 to col.3	Total cropped area	Area under chemical fertilizers	% age of col.7 to col.6
1	2	3	4	5	6	7	8
1.	Paddy	481.04	480.16	99.82	0.00	0.00	0.00
2.	Bajra	106.75	106.66	99.92	17.39	9.10	52.33
3.	Maize	0.45	0.42	93.33	1.49	0.80	53.69
4.	Jowar	28.95	26.35	91.02	3.24	2.50	77.16
5.	Wheat	599.93	582.57	97.11	7.31	2.90	39.67
6.	Barley	12.95	12.10	93.44	3.95	0.00	0.00
7.	Sugarcane	31.36	30.14	96.11	0.00	0.00	0.00
8.	Cotton (Desi)	7.85	6.90	87.90	2.55	1.85	72.55
9.	Cotton(American)	77.16	76.56	99.22	0.42	0.15	35.71
10.	Oilseeds(R&M)	126.15	124.35	98.57	32.16	15.88	49.38
11.	Green fodder	35.31	34.03	96.37	1.05	0.20	19.05
12.	Other crops	83.57	82.56	98.79	7.60	3.78	49.74
13.	Gram	6.79	6.57	96.76	5.66	2.85	50.35
14.	Other Pulses	3.85	2.82	73.25	0.48	0.20	41.67
Total		1602.22	1572.24	98.13	83.40	40.21	48.21

The data given in Table 2.10 shows that the percentage of area under chemical fertilizers in the irrigated holdings was the highest (99.92%) in bajra followed by paddy (99.82%), cotton american (99.22%), others crops (98.79%), oilseeds (R&M) (98.57%), wheat ( 97.11%), gram (96.76%), green fodder (96.37%), sugarcane (96.11%), barley (93.44%), maize (93.33% ), jowar (91.02%), cotton desi (87.90%) and other pulses (73.25%), In case of unirrigated holdings, the percentage of area under chemical fertilizers was maximum jowar (77.16%), cotton desi (72.55%), maize (53.69%), bajra (52.33%), gram (50.35%), other crops (49.74%), oilseeds (R&M) (49.38%), other pulses (41.67%) , wheat (39.67%) and cotton American (35.71%) etc.

### 2.11 Use of chemical fertilizers per hectare

The consumption of chemical fertilizers per hectare under different crops is given in Table 2.11. The use of chemical fertilizers varied considerably in irrigated and unirrigated holdings. In irrigated areas, the consumption of chemical fertilizers depends on the nature of soil texture and the extent of irrigation facilities available.

**Table 2.11 Use of chemical fertilizers per hectare under various crops**

Sr. No.	Crops	Irrigated			Unirrigated		
		Area under chemical fertilizers (hectares)	Total quantity of fertilizers used(kgs)	Quantity per hect. in kgs	Area under chemical fertilizers (hectares)	Total quantity of fertilizers used(kgs)	Quantity per hect. in kgs
1	2	3	4	5	6	7	8
1.	Paddy	480.16	248669	517.89	0.00	0.00	0.00
2.	Bajra	106.66	22527	211.20	9.10	2076	218.13
3.	Maize	0.42	40	95.24	0.80	165	206.25
4.	Jowar	26.35	4566	173.28	2.50	525	210.00
5.	Wheat	582.57	232398	398.92	2.90	498	171.72
6.	Barley	12.10	2688	213.06	0.00	0.00	0.00
7.	Sugarcane	30.14	1675	55.57	0.00	0.00	0.00
8.	Cotton (Desi)	6.90	2426	351.59	1.85	435	235.14
9.	Cotton(American)	76.56	24656	322.05	0.15	0.35	2.33
10.	Oilseeds(R&M)	124.35	23236	186.86	15.88	2349	147.92
11.	Green fodder	34.03	12625	371.00	0.20	44	220.00
12.	Other crops	82.56	12530	151.77	3.78	678	179.37
13.	Gram	6.57	602	91.63	2.85	476	167.02
14.	Other Pulses	2.82	410	145.39	0.20	18	0.90
Total		1572.24	589048	374.66	40.21	7247	180.22

It may be observed from the above table that the consumption of chemical fertilizer per hectare in irrigated areas was the highest in paddy (517.89 kgs) followed by wheat (398.92 kgs), cotton desi (351.59 kgs), green fodder (371.00 kgs), cotton american (322.05 kgs), bajra (211.20 kgs), barley (213.06 kgs), oilseeds (R&M) (186.86 kgs), jowar (173.28 kgs), other pluses (145.39 kgs), maize (95.24 kgs) and gram (91.63 kgs). It was the lowest in sugarcane (55.57 kgs).

In unirrigated areas, the consumption of fertilizer per hectare was the highest in maize (206.25 kgs) followed by cotton desi (235.14 kgs), green fodder (220.00 kgs), bajra (218.13 kgs), jowar (210.00 kgs), other crops (179.37 kgs) wheat (171.72 kgs) and gram (167.02 kgs) etc. It was the lowest in oilseeds (147.92 kgs). The overall consumption of fertilizer per hectare was 374.66 kgs in irrigated area where as it was 180.22 kgs in unirrigated area. It is inferred from the above table that 194.44 Kgs more fertilizers were used in irrigated holdings as compared to unirrigated holdings.

## 2.12 Operated area per permanent agricultural worker under different types of holdings

The operated area per permanent agricultural worker in various types of holdings in different zones is given in Table 2.12:-

**Table 2.12 Zone-wise operated area per permanent agricultural worker in various types of holdings**

(Area in hectares)					
Items	Central	Northern	Southern	Western	Total
1	2	3	4	5	6
<b>Totally Irrigated holdings</b>					
(i) Area	197.72	227.70	210.40	161.00	796.82
(ii) No. of agricultural workers	166	188	152	142	648
(iii) Operated area per agricultural worker	1.19	1.21	1.38	1.13	1.23
<b>Partly irrigated holdings</b>					
(i) Area	18.80	22.80	7.20	25.70	74.50
(ii) No. of agricultural workers	22	15	9	28	74
(iii) Operated area per agricultural worker	0.85	1.52	0.80	0.92	1.01
<b>Unirrigated holdings</b>					
(i) Area	6.40	4.70	16.60	20.90	48.60
(ii) No. of agricultural workers	6	5	18	21	50
(iv) Operated area per agricultural worker	1.07	0.94	0.92	1.00	0.97
<b>All holdings</b>					
(i) Area	222.92	255.20	234.20	207.60	919.92
(ii) No. of agricultural workers	194	208	179	191	772
(iii) Operated area per agricultural worker	1.15	1.23	1.31	1.09	1.19

The perusal of Table 2.12 shows that the total operated area per permanent agricultural worker was 1.19 hectares. The operated area per agricultural worker in case of totally irrigated, partly irrigated and unirrigated holdings was 1.23 hectares, 1.01 hectares and 0.97 hectares, respectively. The Southern Zone claimed the largest operated area i.e. 1.31 hectares per agricultural worker where as Western Zone claimed the smallest area of 1.09 hectares.

## 2.13 Wages of agricultural workers

The prevalent average annual /daily wages of a permanent/casual agricultural worker in the four agro-climatic zones is shown in Table 2.13.

**Table 2.13 Zone-wise wages of a permanent and casual agricultural worker**

Sr. No.	Zone	Wages paid (In ₹)	
		Annually (**) (Permanent)	Daily (*) (Casual)
1	2	3	4
1	Central	66580	450
2	Northern	82946	500
3	Southern	72896	550
4	Western	77987	500
	Average	75102	500

\* Exclusive of meal, tea, tobacco charges etc.

\*\* Inclusive of meals, tea, tobacco charges etc.

The data given in Table 2.13 shows that the average daily wages paid to an agricultural worker (casual/hired) excluding daily perks like meals, tea and tobacco for all four zones taken together were (₹ 500). The daily wages paid to the agricultural worker was the highest (₹550) in Southern Zone and the lowest (₹ 450) in Central Zone. Total wages paid to a permanent worker for various agricultural operations worked out to ₹ 75102 annually. Besides, this permanent worker was also given meals, tea, tobacco etc. The wages system must be unique in all zones of the State.

#### **2.14 Operated area per plough under various types of holdings**

The operated area per plough (Bullocks, Camels and Tractors) under different types of holdings based on irrigation facilities in different zones is given Table 2.14.

**Table 2.14 Zone-wise operated area per plough under different types of holdings (Bullocks, Camels and Tractors)**

Items	(Area in hectares)				
	Central	Northern	Southern	Western	Total
1	2	3	4	5	6
<b>Totally Irrigated holdings</b>					
(i) Area	197.72	227.70	210.40	161.00	796.82
(ii) No. of plough	176	193	0	152	521
(iii) Operated area per plough	1.12	1.18	0.00	1.06	1.53
<b>Partly irrigated holdings</b>					
(i) Area	18.80	22.80	7.20	25.70	74.50
(ii) No. of plough	6	6	0	5	17
(iii) Operated area per plough	3.13	3.80	0.00	5.14	4.38
<b>Unirrigated holdings</b>					
(i) Area	6.40	4.70	16.60	20.90	48.60
(ii) No. of plough	10	4	0	9	23
(iii) Operated area per plough	0.64	1.18	0.00	2.32	2.11
<b>All holdings</b>					
(i) Area	222.92	255.20	234.20	207.60	919.92
(ii) No. of plough	192	203	0	166	561
(iii) Operated area per plough	1.16	1.26	0.00	1.25	1.64

Note: - One Tractor = 8 Pair of Bullocks  
One Camel = 1 Pair of Bullocks

It is revealed from the above table that the operated area per plough taking into account both animal and tractor power worked out to be 1.64 hectares. The operated area per plough in case of totally irrigated, partly irrigated and unirrigated holdings was 1.53, 4.38 and 2.11 hectares, respectively. The area per plough in Northern Zone was found to be maximum (1.26 hectares) whereas it was minimum (1.16 hectares) in Central Zone. It was nil in Southern Zone .

## 2.15 Maintenance cost per pair of bullocks

The break -up of maintenance cost per pair of bullocks are shown in table 2.15.

**Table 2.15 Zone-wise break up of annual maintenance cost per pair of bullocks.**

		(In ₹)				
Sr.No.	Items	Central	Northern	Southern	Western	Overall average
1	2	3	4	5	6	7
1	Fodder	17497 (25.71)	15948 (24.75)	0	17070 (27.06)	16838 (25.83)
2	Concentrates	5040 (7.41)	5576 (8.65)	0	5120 (8.12)	5245 (8.05)
3.	Upkeep labour	28188 (41.42)	23761 (36.87)	0	23594 (37.41)	25181 (38.63)
4.	Interest & depreciation on capital cost	987 (1.45)	1200 (1.86)	0	950 (1.51)	1046 (1.60)
5.	Housing (Cattle shed)	14736 (21.66)	16841 (26.13)	0	15242 (24.16)	15606 (23.94)
6.	Medical care & miscellaneous	1599 (2.35)	1115 (1.73)	0	1099 (1.74)	1271 (1.95)
Total		68047 (100.00)	64441 (100.00)	0	63075 (100.00)	65188 (100.00)

Note:- Figures in brackets show the percentages to the total cost.

It may be observed from above table and chart 2.15 that the expenditure on housing (cattle shed) and medical care & miscellaneous was 23.94% and 1.95% of the total maintenance cost, respectively. The average maintenance cost per pair of bullocks was ₹ 65188. The expenditure on fodder and concentrates taken together formed 33.88% of the total maintenance cost. The percentage of upkeep labour and interest on capital investment on bullocks was 38.63 and 1.60, respectively. The total maintenance was found to be maximum of ₹ 68047 in Central Zone and minimum of ₹ 63075 in Western Zone as against nil in Southern Zone due to non-availability of the draught animals.

\*\*\*

## CHAPTER-III

### ECONOMIC ANALYSIS OF SELECTED HOLDINGS

#### 3.0 General

In the present chapter, efforts have been made to present an overall analysis of input and output per hectare of area of the selected holdings. The profit and loss per hectare of area held and cropped by the cultivators under irrigated and unirrigated holdings have been studied and worked out separately.

#### 3.1 Gross income

Gross income is the total value of all the farm holdings' production whether it is consumed at home, stocked for sale, future use, sold in the market, paid in kind as wages to farm labourers or disposed off in any other way. It consists of the cash value of the production actually sold and the value of the remaining produce estimated at harvest prices prevalent in the village. Crop-wise average gross return per hectare under irrigated and unirrigated holdings has been worked out for each zone separately. The crop-wise and zone-wise average gross income under irrigated and unirrigated holdings have been shown in Tables 3.1(a) and 3.1(b), respectively.

**Table 3.1 (a) Zone-wise average gross income per hectare from different crops in irrigated holdings**

		(In ₹)				
Sr.No.	Crops	Central	Northern	Southern	Western	Overall average
1	2	3	4	5	6	7
1.	Paddy	209545	408465	48729	52668	180102
2.	Wheat (Grain)	66826	90786	69723	68959	74074
3.	Wheat (Bhusa)	42754	42890	20733	22857	32306
4.	Barley (Grain)	0	0	44985	58354	51670
5.	Barley (Bhusa)	0	0	21975	20590	21283
6.	Bajra (Grain)	38555	18354	17958	19265	23533
7.	Maize (Grain)	0	45786	0	0	45786
8.	Jowar (grain)	52526	44512	19596	33687	37580
9.	Gram (Grain)	29925	0	89990	329985	149967
10.	Gram (Bhusa)	19980	0	32322	29895	27399
11.	Other pulses (Grain)	0	0	54899	0	54899
12.	Cotton (Desi)	202586	0	0	0	202586
13.	Cotton (American)	43088	0	68899	404445	172144
14.	Sugarcane	390562	132220	36629	100940	165088
15.	Oilseeds(R & M)	56682	54985	85900	69559	66782
16.	Green fodder	46594	91899	14965	43554	49253
17.	Stalks of Paddy, Jowar, Bajra, Maize & sugarcane	5469	4599	7988	9189	6811
18.	Other crops	118784	46589	137865	275554	144698



**Table 3.1 (b) Zone-wise average gross income per hectare from different crops in unirrigated holdings**

		(In ₹)				
Sr.No.	Crops	Central	Northern	Southern	Western	Overall average
1	2	3	4	5	6	7
1.	Paddy	0	0	0	0	0
2.	Wheat (Grain)	48985	54986	17995	38999	40241
3.	Wheat (Bhusa)	26026	13090	7065	18940	16280
4.	Barley (Grain)	0	0	0	0	0
5.	Barley (Bhusa)	0	0	0	0	0
6.	Bajra (Grain)	2305	1799	31290	16985	13095
7.	Maize (Grain)	0	1245	0	0	1245
8.	Jowar (Grain Fodder)	0	0	0	0	0
9.	Gram (Grain)	0	0	30022	0	30022
10.	Gram (Bhusa)	0	0	7506	0	7506
11.	Other pulses (Grain)	0	0	0	24921	24921
12.	Cotton (Desi)	27520	0	0	0	27520
13.	Cotton (American)	0	0	0	58045	58045
14.	Sugarcane	0	0	0	0	0
15.	Oilseeds (Rape & Mustard)	44966	12199	64845	40935	40736
16.	Green fodder	0	48952	0	0	48952
17.	Stalks of Jowar, Bajra, Maize & sugarcane	0	0	0	0	0
18.	Other crops	0	35766	42845	31248	36620

It may be seen from Tables 3.1(a) and 3.1(b) that the gross return per hectare of major crops of irrigated holdings has an edge over the gross income of unirrigated holdings. The gross return per hectare of paddy, wheat, barley, bajra, maize, jowar, gram, other pulses, cotton (desi), cotton(american), sugarcane, oilseeds, green fodder, other crops and Stalks in irrigated holdings was found to be ₹180102, ₹74074, ₹51670, ₹23533, ₹45786, ₹37580, ₹149967, ₹54899, ₹202586, ₹172144, ₹165088, ₹66782, ₹49253, ₹144698 and ₹6811, respectively. In case of unirrigated holdings, the gross return per hectare of wheat, bajra, maize, gram, other pulses, cotton (desi), cotton(american), oilseeds, green fodder and other crops was worked out as ₹40241, ₹13095, ₹1245, ₹30022, ₹29940, ₹24921, ₹27520, ₹58045, ₹40736, ₹48952 and ₹36620, respectively.

The group-wise gross income, expenditure and net income per hectare of peasant proprietorship and peasant proprietorship -cum-tenancy under irrigated and unirrigated holdings have been presented in Table 3.1 (c).

The figures indicated in Table 3.1(c) show that gross income per hectare under peasant proprietorship was the highest (₹157041) in the size group of below 2.0 hectares in the irrigated holdings whereas it was minimum (₹90102) in the size group of 7.5-10 hectares. In case of unirrigated holdings, the maximum gross income (₹ 64181) was recorded in the size group of below 2.0 hectares whereas it was minimum (₹ 36124) in the size group of 7.5-10 hectares.

**Table 3.1(C) Group-wise gross income, expenditure and net income per hectare of peasant proprietorship and peasant proprietorship-cum-tenancy under irrigated and unirrigated holdings.**

(In ₹)

Size group of holdings (hectares)	Peasant proprietorship			Peasant proprietorship-cum-tenancy		
	Gross Income	Expenditure	Net Income	Gross Income	Expenditure	Net Income
1	2	3	4	5	6	7
<b>Irrigated</b>						
Below 2.0	157041	40586	116455	106301	26981	69320
2.0-4.0	120063	31667	88396	82391	24011	56380
4.0-7.5	103010	22177	80833	71207	21092	50115
7.5-10.0	98102	18568	79534	53011	18020	34991
10.0 & above	110021	24875	85146	100101	39901	72200
Average	117647	27575	90072	82602	26001	56601
<b>Unirrigated</b>						
Below 2.0	64181	12815	51366	0	0	0
2.0-4.0	46358	9766	36592	0	0	0
4.0-7.5	45122	7745	37377	0	0	0
7.5-10.0	36124	4560	31564	0	0	0
10.0 & above	43236	8757	34479	0	0	0
Average	47004	8729	38276	0	0	0
Overall average	82325	18152	64174	82602	26001	56601

The gross income per hectare in irrigated holdings under peasant proprietorship-cum-tenancy holdings recorded the highest (₹106301) in the size group of below 2.0 hectares whereas it was found to be the lowest (₹ 53011) in the size group of 7.5-10.0 hectares.

The peasant proprietorship and peasant proprietorship-cum-tenancy for irrigated holdings incurred an expenditure per hectare of ₹27575 and ₹26001, respectively. The corresponding figure for unirrigated peasant proprietorship holdings was worked out to be ₹8729 and there is no unirrigated holdings under peasant proprietorship-cum-tenancy. Under peasant proprietorship, the overall average gross income, expenditure and net income per hectare worked out to be ₹82325, ₹18152 and ₹64174 and under peasant proprietorship-cum-tenancy, there were ₹82602, ₹26001 and ₹ 56601, respectively.

### 3.2 Input-output analysis of the holdings

The main objective of this study is to find out the input-output ratio under two types of land tenure systems. Before assessing the gross income, expenditure and net income per hectare from cultivation on the sampled holdings, it is worthwhile to explain about the land tenure systems namely peasant proprietorship and peasant proprietorship-cum-tenancy prevalent in the state.

#### (A) Peasant Proprietorship

A peasant proprietor possesses the right of ownership. He has the right to sell, transfer it by gift, mortgage or pass it to descendents. He cultivates the land with his own family members. The cost of cultivation under this system includes manual labour (excluding imputed value of wages of family workers and exchange labour), bullocks power (excluding imputed value of bullocks, upkeep labour by family workers), seeds, farm yard manure, chemical fertilizers, irrigation charges (including tube well electricity bills, canal water charges, repair of tube well etc), implements and machinery, interest on capital investment (excluding depreciation on capital investment),

payments made to artisans, cost of spray of insecticides/pesticides etc and miscellaneous costs (cost of bunding, fencing and land leveling etc). The rental value of owned land has been excluded from this cost.

### **(B) Peasant proprietorship-cum-tenancy**

A peasant proprietor-cum-tenant acquires some additional land on rent/batai in addition to his own land to supplement his income. The terms and conditions of rent lease i.e. cash or kind depend on local conditions and urgency of his requirements. He is assisted by his family members and hired labour in agricultural operations. The cost of cultivation under this system includes manual labour (excluding imputed value of wages of family workers and exchange labour), bullocks labour (excluding imputed value of upkeep labour), seeds, farm yard manure, chemical fertilizers, irrigation charges (tube well electricity bills, canal water charges and repairs etc.), implements and machinery, interest on capital investment, payments made to artisans, cost of spray of insecticides/pesticides etc. and miscellaneous costs (cost of bunding, fencing and land leveling etc.) and rental value of leased in land.

The gross income, expenditure and net income per hectare (zone-wise) under peasant proprietorship and peasant proprietorship-cum-tenancy system have been calculated separately for irrigated and unirrigated areas are shown in Table 3.2.

**Table 3.2 Zone-wise net income per hectare of peasant proprietorship and peasant proprietorship-cum-tenancy under irrigated and unirrigated holdings separately**

Zone	(In ₹)					
	Peasant proprietorship			Peasant proprietorship-cum-tenancy		
	Gross Income	Expenditure	Net Income	Gross Income	Expenditure	Net Income
1	2	3	4	5	6	7
<b>Irrigated</b>						
Central	105097	27056	71041	81929	27191	54738
Northern	136890	43143	93747	93174	28760	64414
Southern	117806	21028	96778	76558	22482	54076
Western	110793	19071	98722	78748	25571	53177
<b>Average</b>	117647	27575	90072	82602	26001	56601
<b>Unirrigated</b>						
Central	46089	9056	37033	0	0	0
Northern	53016	10599	42417	0	0	0
Southern	46912	7149	39763	0	0	0
Western	41998	8111	33887	0	0	0
<b>Average</b>	47004	8729	38275	82602	26001	56601
<b>Overall average</b>	82325	18152	64174	82602	26001	56601

It is observed from the above table that overall average gross income, expenditure and net income per hectare for irrigated and unirrigated areas taken together for holdings under peasant proprietorship worked out to be ₹82325, ₹18152 and ₹64174, respectively whereas for irrigated holdings under peasant proprietorship-cum tenancy, there were worked out to be ₹82602, ₹26001 and ₹56601, respectively. The table further shows that gross income per hectare in irrigated areas under peasant proprietorship system was highest (₹136890) in Northern Zone whereas the lowest

income (₹ 105097) was recorded in Central Zone. In case of irrigated holdings under peasant proprietorship-cum-tenancy system, the highest per hectare gross income (₹93174) was observed in Northern Zone whereas it was the lowest of ₹76558 in the Southern Zone. After comparative study between net income per hectare of peasant proprietorship & peasant-proprietorship-cum-tenant under irrigated and unirrigated holdings, it is concluding that net income per hectare of peasant proprietorship-cum-tenancy was ₹7573 more than the net income of peasant proprietorship.

### 3.3 Comparative position of net income under two types of land tenure systems

The group wise and zone-wise data regarding net income per hectare under peasant proprietorship and peasant-proprietorship-cum-tenant system of holdings has been worked out in table 3.3.

**Table 3.3 Group-wise and zone-wise net income per hectare according to peasant proprietorship and peasant proprietorship-cum-tenancy system**  
(In ₹)

Size Group of holding (hectares)	Peasant proprietorship	Peasant proprietorship-cum-tenant
<b>A- Group wise</b>		
<b>Irrigated</b>		
Below 2.0	116455	69320
2.0-4.0	88396	56380
4.0-7.5	80833	50115
7.5-10.0	79534	34991
10 & above	85146	72200
Average	90072	56601
<b>Unirrigated</b>		
Below 2.0	51366	0
2.0-4.0	36592	0
4.0-7.5	37377	0
7.5-10.0	31564	0
10 & above	34479	0
Average	38276	0
Overall average	64174	56601
<b>B- Zone wise</b>		
<b>Irrigated</b>		
Central	71041	54738
Northern	93747	64414
Southern	96778	54076
Western	98722	53177
Average	90072	56601
<b>Unirrigated</b>		
Central	37033	0
Northern	42417	0
Southern	39763	0
Western	33887	0
Average	38275	56601
Overall average	64174	56601

The inferences can be drawn from the above table that the holdings under peasant proprietorship system are more profitable than the peasant proprietorship-cum-tenancy system. The overall average net income per hectare of the operated area of a peasant proprietorship and peasant proprietorship-cum-tenancy was worked out to be ₹ 64174 and ₹ 56601, respectively for all size groups of holdings as well as for all taken together zones.

## CHAPTER-IV

### SUMMARY AND CONCLUSION

The report on 'Economics of Farming in Haryana' for the year 2020-21 provides a comprehensive analysis of cultivator's farm economy and highlights in depth their gross income, expenditure and net income per hectare of irrigated and unirrigated holdings. Besides, it gives the information about the extent of use of improved seeds, agricultural implements & machinery, use of chemical fertilizers, labours etc. The present report makes a detailed study of 280 selected holdings under two commonly practised systems of land tenure i.e. peasant proprietorship and peasant proprietorship-cum-tenancy. The main findings of the study are as under:-

1. The total operated area of 280 selected holdings under this study was 919.90 hectares out of which the area under peasant proprietorship and peasant proprietorship-cum-tenancy were 802.92 hectares and 117.00 hectares, respectively. The average size of holdings was 3.29 hectares.
2. Out of total 280 selected holdings, 251 holdings (89.65%) are irrigated and 6 holdings (2.14%) are unirrigated. The remaining 23 holdings (8.21%) are partly irrigated. The analysis further revealed that 89.64% of the area held under selected holdings was irrigated. The average intensity of cropping on irrigated and unirrigated areas of selected holdings worked out to be 183.88% and 171.60%, respectively. The overall intensity is worked out to 183.24%.
3. The study revealed a small difference in the cropping pattern under irrigated and unirrigated holdings. In case of irrigated holdings, the percentage of cultivated area under cereals, pulses, cash crops, green fodder and other crops was 76.78, 0.66, 15.14, 2.20 and 5.22 as against 40.14, 7.37, 42.12, 1.26 and 9.11, respectively in case of unirrigated holdings.
4. The study further indicated that all the selected holdings are found using chemical fertilizers. The average consumption of chemical fertilizers per hectare in irrigated and unirrigated area is 374.66 kgs and 180.22 kgs, respectively.
5. The total capital investment per hectare is found to be ₹ 22928 out of which 9.98% was invested on farm building, cattle sheds and drought animals and the remaining 90.02% was utilized for agricultural machinery and tube well/pumping sets.
6. The average operated area per permanent agricultural worker is 1.19 hectares. A permanent hired agricultural worker is paid @ ₹ 75102 per annum inclusive of meals, tea & tobacco charges while a casual daily wage worker is given @ ₹ 500 per day exclusive of meal, tea & tobacco charges.
7. The average yield per hectare of paddy, wheat, bajra, maize, jowar (Green Fodder), barley, gram, other pulses, oilseeds, sugarcane, cotton (desi & american) and other crops was estimated to be 5024 kgs, 4876 kgs, 1603 kgs, 1285 kgs, 2858 kgs, 3148 kgs, 4268 kgs, 2510 kgs, 1708 kgs, 69078 kgs, 3310 kgs, 1813 kgs and 4532 kgs, respectively on irrigated land as compared to the figures of wheat 3209 kgs, bajra 1307 kgs, maize 1305 kgs, jowar (Green Fodder) 1610 kgs, gram 1900 kgs, other pulses 295 kgs, oilseeds 2611 kgs, cotton desi 1598 kgs, cotton american 1710 kgs and other crops 1608 kgs, respectively on unirrigated land.

8. The gross income per hectare of different crops namely paddy, wheat, barley, bajra, maize, jowar, gram, other pulses, cotton (desi), cotton (american), sugarcane, oilseeds, green fodder, stalks and other crops was worked to be ₹180102 ₹74074 ₹51670, ₹23533, ₹45786, ₹37580, ₹149967, ₹54899, ₹202586, ₹172144, ₹165088, ₹66782, ₹49253, ₹6811 and ₹144698, respectively from irrigated holdings. In case of unirrigated holdings, the gross income per hectare of wheat, bajra, maize, gram, other pulses, cotton (desi), cotton (american), oilseeds, green fodder and other crops was worked out as ₹40241, ₹13095, ₹1245, ₹30022, ₹24921, ₹27520, ₹58045, ₹40736, ₹48952 and ₹36620, respectively.
9. The average gross income per hectare of a peasant proprietorship worked out to be ₹117647 from irrigated holdings as against ₹47004 from unirrigated holdings. The average net income per hectare is calculated at ₹90072 from irrigated holdings as compared to ₹38275 from unirrigated holdings. In case of peasant proprietorship-cum-tenancy holdings, the average gross income and net income per hectare are found to be ₹82602 and ₹56601, respectively from irrigated holdings as against nil on unirrigated holdings due to non-availability of unirrigated agriculture holding.
10. The overall average gross income per hectare from operated area under peasant proprietorship and peasant proprietorship-cum-tenancy system of holdings is ₹82325 and ₹82602, respectively.
11. The overall average expenditure per hectare incurred by the selected cultivators on farm cultivation is ₹18152 and ₹26001, under peasant proprietorship and peasant proprietorship-cum-tenancy system respectively.
12. The overall average net income per hectare from operated area worked out to be ₹64174 for peasant proprietorship whereas it is found to be ₹56601 for peasant proprietor-cum-tenancy system of holdings.

\*\*\*

**APPENDIX-I**  
**List of Selection Holdings (2020-21)**

(Area in hectares)					
Zone	Distist	Holding	Irrigated	Unilrrigated	Total
1	2	3	4	5	6
<b>Central</b>					
	<b>Jhajjar</b>				
		Chand pur	10.00	0.00	10.00
		Bhadsa	1.20	0.00	1.20
		Matanhel	1.20	0.00	1.20
		Mandauthi	3.20	0.00	3.20
		Machhrauli	3.60	0.00	3.60
		Majra (D)	1.60	0.00	1.60
		Chhara	5.60	2.40	8.00
		Gudda	1.20	0.00	1.20
		M.P. Majara	4.80	0.00	4.80
		Khudan	1.20	0.00	1.20
		Hamayunpur	2.00	0.00	2.00
		M.P Majra	4.00	0.00	4.00
	<b>Jind</b>				
		Safidon	1.20	0.00	1.20
		Julana	4.10	0.00	4.10
		Khanda	6.40	0.00	6.40
		Khatkar	2.80	0.00	2.80
		DhakaI	1.20	0.00	1.20
		Rajpura Bhan	11.60	0.00	11.60
		Bhembhewa	0.60	0.00	0.60
		Lajwana kalan	2.10	0.00	2.10
		Bhana Barahmnan	1.60	0.00	1.60
		Manoherpur	1.30	0.00	1.30
		Dumarkhan Kalan	1.00	0.00	1.00
		Balerkha	2.00	0.00	2.00
		Singhpura	1.40	0.00	1.40
		Naguran	1.60	0.00	1.60
		Pillukhera	16.30	0.00	16.30
		Ujhana	1.00	0.00	1.00
	<b>Kaithal</b>				
		Karora	3.80	0.00	3.80
		Rawanhera	1.60	0.00	1.60
		Dhandota	8.00	0.00	8.00
		Haripura	3.60	0.00	3.60

(Area in hectares)					
Zone	Distist	Holding	Irrigated	Unilrrigated	Total
1	2	3	4	5	6
		Kathwar	1.20	0.00	1.20
		Kheri Gulam ali	4.00	0.00	4.00
		Atela	1.20	0.00	1.20
		Kichhana	3.00	0.00	3.00
		Kalayath	1.60	0.00	1.60
		Hajwana	1.00	0.00	1.00
		Kheri Sheru	10.40	0.00	10.40
		Bhagal	2.80	0.00	2.80
		Pabnawa	2.40	0.00	2.40
		Sehrda	3.00	0.00	3.00
	<b>Rohtak</b>				
		Bhalot	0.80	0.00	0.80
		Mokhra	10.00	0.00	10.00
		Kheri Sanpla	1.00	0.00	1.00
		Bhali Anandpur	3.20	0.60	3.80
		Lakhan Majra	1.60	0.40	2.00
		Dattour	2.80	1.20	4.00
		Lahali	2.00	0.40	2.40
		Madina	8.40	0.00	8.40
		Tittoli	1.20	0.00	1.20
		Makdoli	1.80	0.60	2.40
	<b>Sonipat</b>				
		Hasanpur	1.60	0.00	1.60
		Mohana	3.60	0.00	3.60
		Jhundpur	9.60	0.00	9.60
		Purkhas	1.20	0.00	1.20
		Ishapur Kheri	10.00	0.00	10.00
		Ahulana	1.00	0.00	1.00
		Rabra	0.80	0.00	0.80
		Silana	1.00	0.40	1.40
		Chhinouli	0.80	0.40	1.20
		Guhna	0.92	0.00	0.92
		Khewra	1.40	0.00	1.40
		Murthal	1.20	0.00	1.20
		Panchi Jattan	1.00	0.00	1.00
		Tihar Malik	1.20	0.00	1.20
		Kathura	1.40	0.00	1.40
		Nurankhera	3.60	0.00	3.60
	<b>Total</b>		<b>216.52</b>	<b>6.40</b>	<b>222.92</b>



(Area in hectares)					
Zone	Distist	Holding	Irrigated	Unilrrigated	Total
1	2	3			
<b>Northen</b>					
	<b>Ambala</b>				
		Khuda Kalan	0.80	0.00	0.80
		Nabipur	1.20	0.00	1.20
		Landa	4.00	0.00	4.00
		Mardosahib	0.80	0.20	1.00
		Bhurewala	1.60	0.00	1.60
		Sohna	3.20	0.00	3.20
		Panjokhra	0.80	0.00	0.80
		Mullana	4.00	0.00	4.00
		Fazailpur	19.60	1.20	20.80
		Kesri	0.80	0.00	0.80
		Patvi	3.60	0.00	3.60
		Baragarh	2.40	0.80	3.20
	<b>Karnal</b>				
		Butana	1.20	0.00	1.20
		Phoosgarh	2.80	0.00	2.80
		Chaura khalsa	1.60	0.00	1.60
		Staundi	2.40	0.00	2.40
		Darar	20.00	0.00	20.00
		Jabala	1.20	0.00	1.20
		Jamalpur	1.60	0.00	1.60
		Augondh	5.60	0.00	5.60
		Sanghoi	4.40	0.00	4.40
		Padhana	4.00	0.00	4.00
		Gagsina	6.40	0.00	6.40
		Jaisingh Pura	1.20	0.00	1.20
		Manjura	1.20	0.00	1.20
		Panaudi	1.20	0.00	1.20
		Gheer	2.80	0.00	2.80
		Ghisarpauri	1.60	0.00	1.60
	<b>Kurukshetra</b>				
		Mukimpura	1.80	0.00	1.80
		Bir Mangoli	1.20	0.00	1.20
		Machhrauli	0.90	0.00	0.90
		Aalmpur	1.60	0.00	1.60
		Mehra	10.80	0.00	10.80
		Jhansa	1.40	0.00	1.40
		Sonti	0.80	0.00	0.80

(Area in hectares)					
Zone	Distist	Holding	Irrigated	Unilrrigated	Total
1	2	3	4	5	6
		Phalsanda Rangdan	6.00	0.00	6.00
		Thol	7.80	0.00	7.80
		Bakana	4.00	0.00	4.00
		Sarsa	3.30	0.00	3.30
		Bir Mathana	1.60	0.00	1.60
		Sunheri	1.80	0.00	1.80
		Shadipur Ladwa	0.80	0.00	0.80
	<b>Panchkula</b>				
		Kiratpur	3.20	0.00	3.20
		Barwala	7.60	0.00	7.60
		Haripur	6.00	0.00	6.00
		Morni	0.00	0.90	0.90
		Karanpur	1.00	0.00	1.00
		Bhuri	0.00	1.60	1.60
		Thakha	2.00	0.00	2.00
		Bharouli	2.00	0.00	2.00
	<b>Panipat</b>				
		Hathwala	1.60	0.00	1.60
		Attolapur	2.40	0.00	2.40
		Sanoli Kalan	7.60	0.00	7.60
		Naya Nara	2.00	0.00	2.00
		Ahar	2.00	0.00	2.00
		Mahmuedpur	1.60	0.00	1.60
		Risalu	1.60	0.00	1.60
		Patlikalyana	2.40	0.00	2.40
		Tamsabad	3.60	0.00	3.60
		Bandh	1.60	0.00	1.60
		Noorpur Muglan	1.60	0.00	1.60
		Alupur	10.00	0.00	10.00
	<b>Yanuma Nager</b>				
		Damala	2.10	0.00	2.10
		Rajpur	2.00	0.00	2.00
		Kulpur	2.20	0.00	2.20
		Timho	4.40	0.00	4.40
		Bahadurpuar	0.90	0.00	0.90
		Kharwan	4.80	0.00	4.80
		Mujafat	4.00	0.00	4.00
		Chholi	4.80	0.00	4.80
		Bhambhali	2.40	0.00	2.40
		Bahadrpur	5.20	0.00	5.20
		Radauri	4.40	0.00	4.40
		Khandva	2.00	0.00	2.00
		Nijampur	4.00	0.00	4.00
		Milkkhas	1.70	0.00	1.70
	<b>Total</b>		<b>250.50</b>	<b>4.70</b>	<b>255.20</b>

(Area in hectares)					
Zone	Distist	Holding	Irrigated	Unirrigated	Total
1	2	3	4	5	6
<b>Southern</b>					
	<b>Faridabad</b>				
		Jasana	1.60	0.00	1.60
		Seekri	4.40	0.00	4.40
		Junhra	2.00	0.00	2.00
		Panhera Kalan	10.00	0.00	10.00
		Tigaon	4.00	0.00	4.00
		Alipur	2.00	0.00	2.00
	<b>Gurugram</b>				
		Wazirpur	7.60	0.00	7.60
		Jamapur	0.60	0.20	0.80
		Bhondsi	3.20	0.00	3.20
		Jasat	6.00	0.00	6.00
		Pataudi	2.00	0.00	2.00
		Khetawas	2.00	0.00	2.00
		Alipur	2.00	0.00	2.00
		Gadi Sadhrana	10.40	0.00	10.40
	<b>Mahender Garh</b>				
		Saharpur	1.80	0.00	1.80
		Khatood	3.00	0.00	3.00
		Sigra	1.60	0.00	1.60
		Dohar Kalan	1.10	0.00	1.10
		Dhadhot	1.40	0.00	1.40
		Bhungaraka	1.60	0.00	1.60
		Chhilro	0.00	0.80	0.80
		Gadi Ruthal	1.20	0.00	1.20
		Khayara	11.20	0.00	11.20
		Pavera	0.00	1.20	1.20
		Unida	1.20	0.00	1.20
		Aanawas	1.20	0.00	1.20
		Balaha kala	0.00	9.20	9.20
		Satnali	1.40	1.60	3.00
		Dongra Ahir	12.80	0.00	12.80
		Nangal Nunia	2.20	0.00	2.20
	<b>Nuh.</b>				
		Tai	0.80	0.40	1.20
		Mandarka	1.20	0.00	1.20
		Nangal Sahapur	0.40	0.80	1.20

(Area in hectares)					
Zone	Distist	Holding	Irrigated	Unilrrigated	Total
1	2	3	4	5	6
		Dohad	2.20	0.00	2.20
		Dhana	1.00	0.00	1.00
		Hasnpur sohna	3.60	0.00	3.60
		Bisru	10.40	0.00	10.40
		Papra	0.80	0.00	0.80
		Khedli	7.60	0.00	7.60
		Mohmmad Bas	4.00	0.00	4.00
		Pipaka	0.80	0.00	0.80
		Uriyaki	2.00	0.00	2.00
		Odaka	1.80	0.00	1.80
		Sangel	4.00	2.40	6.40
	<b>Palwal</b>				
		Meghpur	0.80	0.00	0.80
		Prthla.	8.00	0.00	8.00
		Bamni khera	2.40	0.00	2.40
		Jattoli	1.60	0.00	1.60
		Chand Hut	1.60	0.00	1.60
		Bhanguri	1.60	0.00	1.60
		Mandkol	10.00	0.00	10.00
		Bhoopgarh	1.60	0.00	1.60
		Attar chata	4.00	0.00	4.00
		Mandkola	1.20	0.00	1.20
		Likhi	2.40	0.00	2.40
		Misa	2.40	0.00	2.40
	<b>Rawari</b>				
		Pragpura	1.80	0.00	1.80
		Bhagwanpur	2.40	0.00	2.40
		Nangal Pathani	1.40	0.00	1.40
		Tumana	1.60	0.00	1.60
		Bhautwas ahir	1.00	0.00	1.00
		Shabajpur	1.70	0.00	1.70
		Mohidinpur	11.20	0.00	11.20
		Dulhera	8.40	0.00	8.40
		Lookhi	1.60	0.00	1.60
		Dahina	6.00	0.00	6.00
		Bhagwanpur	1.20	0.00	1.20
		Manethi	1.60	0.00	1.60
	<b>Total</b>		<b>217.60</b>	<b>16.60</b>	<b>234.20</b>

(Area in hectares)					
Zone	Distist	Holding	Irrigated	Unilrrigated	Total
1	2	3	4	5	6
<b>Western</b>					
	<b>Bhiwani</b>				
		Sungarpur	2.20	2.00	4.20
		Jhanjhra Hasanpur	1.20	0.00	1.20
		Jita kheri	5.30	2.10	7.40
		Sadwa	2.40	0.00	2.40
		Kitlana	3.20	0.00	3.20
		Ghanghala	1.40	1.40	2.80
		Bahal	2.80	0.00	2.80
		Tosham	6.40	3.60	10.00
		Dinod	0.00	1.60	1.60
		Budheri	1.20	0.00	1.20
		Jatu lohari	1.20	0.00	1.20
		Lohani	1.60	0.00	1.60
		Barwa	1.70	0.00	1.70
		Gignow	1.60	0.00	1.60
	<b>Charkhi Dadri</b>				
		Hindol	0.40	0.00	0.40
		Nanadha	5.60	0.00	5.60
		Mahrana	1.60	0.00	1.60
		Balali	1.80	0.00	1.80
		Sanwar	2.80	0.00	2.80
		Ram nagar	1.80	0.00	1.80
		Hui	14.00	0.00	14.00
		Jhojhu khurad	7.60	0.00	7.60
	<b>Fatehabad</b>				
		Meyond kalan	1.80	0.00	1.80
		Chindar	2.00	0.00	2.00
		Chimmo	4.00	0.00	4.00
		Haroli	1.40	0.00	1.40
		Baijalpur	1.80	0.00	1.80
		Pili Mandori	2.80	0.00	2.80
		Saniyana	4.00	0.00	4.00
		Nagpur	1.40	0.00	1.40
		Choubara	0.60	0.00	0.60

(Area in hectares)					
Zone	Distist	Holding	Irrigated	Unilrrigated	Total
1	2	3	4	5	6
		Bhauda haushnak	1.60	0.00	1.60
		Khabrakalan	1.80	0.00	1.80
		Diwana	13.20	0.00	13.20
		Ratan Garh	4.80	0.00	4.80
		Jamalpur Sekha	7.60	0.00	7.60
	<b>Hisar</b>				
		Siswal	2.40	0.00	2.40
		Sorkhi	5.60	0.00	5.60
		Balawas	4.00	5.00	9.00
		Gaddi	1.80	0.00	1.80
		Rakhi khash	1.90	0.00	1.90
		Data	1.80	0.00	1.80
		Sarsod	1.40	0.00	1.40
		Pabra	2.80	0.00	2.80
		Langhri	1.60	0.00	1.60
		Ghiryi	2.80	0.00	2.80
		Narnaund	1.60	0.00	1.60
		Rawalwas khurd	3.00	0.00	3.00
		Bhiwani Khera	1.20	0.00	1.20
		Bithmra	1.60	0.00	1.60
		Chickenwas	5.60	4.80	10.40
		Kabrel	0.80	0.40	1.20
		Sikarpur	1.20	0.00	1.20
		Bichpari	1.80	0.00	1.80
	<b>Sirsa</b>				
		Jhorarrohi	6.00	0.00	6.00
		Umedpura	0.80	0.00	0.80
		Alikan	3.20	0.00	3.20
		Jalalana	1.60	0.00	1.60
		Abholi	1.00	0.00	1.00
		Panihari	1.40	0.00	1.40
		Jamal	1.20	0.00	1.20
		Bhavdeen	2.20	0.00	2.20
		Ding	2.00	0.00	2.00
		Shauwala-1	0.80	0.00	0.80
		Odhan	2.80	0.00	2.80
		Ottu	1.40	0.00	1.40
		Sawant Khera	1.60	0.00	1.60
		Mallekan	1.20	0.00	1.20
		<b>Total</b>	<b>186.70</b>	<b>20.90</b>	<b>207.60</b>



## **APPENDIX- II- A**

### **Cropped area, yield and its value of crops sown on Irrigated Land (Kharif) 2020-21**

(Area in hects., Yield in Qtls., Value in ₹.)

Zone	District	Holdings	Bajra	Cotton (American)	Cotton (Desi)	Green Fodder	Jawar	Maize	Oilseeds (Rape & Mustard)	Other Crops	Other Pulses	Paddy	Stalks
Central	Jhajjar	Badsa	0.00 0 0	0.00 0 0	0.00 0 0	0.00 0 0	0.00 0 0	0.00 0 0	0.00 0 0	0.00 0 0	0.00 0 0	1.20 52 175600	0.00 0 5000
		Mahmudpur	2.80 84 163800	0.00 0 0	0.00 0 0	0.00 0 0	0.40 0 0	0.00 0 0	0.00 0 0	0.00 0 0	0.00 0 0	0.00 0 0	0.00 0 500
		Guda	1.20 40 67250	0.00 0 0	0.00 0 0	0.00 0 0	0.00 0 0	0.00 0 0	0.00 0 0	0.00 0 0	0.00 0 0	0.00 0 0	0.00 0 300
		Matanhel	0.80 28 55830	0.00 0 0	0.00 0 0	0.00 0 0	0.00 0 0	0.00 0 0	0.00 0 0	0.40 5 22800	0.00 0 0	0.00 0 0	0.00 0 12950
		Majara D	1.20 35 68920	0.00 0 0	0.00 0 0	0.40 45 15600	0.00 0 0	0.00 0 0	0.00 0 0	0.00 0 0	0.00 0 0	0.00 0 0	0.00 0 12060
		Hamayupur	1.60 48 93600	0.00 0 0	0.00 0 0	0.40 55 19650	0.00 0 0	0.00 0 0	0.00 0 0	0.00 0 0	0.00 0 0	0.00 0 0	0.00 0 15750
		Mandothi	0.00 0 0	0.00 0 0	0.00 0 0	0.00 0 0	0.00 0 0	0.00 0 0	0.00 0 0	0.00 0 0	0.00 0 0	3.20 122 457100	0.00 0 12000
		Machhroli	3.20 72 140400	0.00 0 0	0.00 0 0	0.00 0 0	0.40 0 0	0.00 0 0	0.00 0 0	0.00 0 0	0.00 0 0	0.00 0 0	0.00 0 21000
		Khudda	0.80 26 56800	0.00 0 0	0.00 0 0	0.40 0 16800	0.00 0 0	0.00 0 0	0.00 0 0	0.00 0 0	0.00 0 0	0.00 0 0	0.00 0 7700



			Bajra	Cotton (American)	Cotton (Desi)	Green Fodder	Jawar	Maize	Oilseeds (Rape & Mustard)	Other Crops	Other Pulses	Paddy	Stalks
Central	Jhajjar	M P Majara	1.00	0.00	0.00	0.00	0.00	0.00	0.00	0.00	0.00	3.00	0.00
			50	0	0	0	0	0	0	0	0	156	0
			95600	0	0	0	0	0	0	0	0	507200	19500
		Chhara	4.80	0.00	0.00	0.40	0.40	0.00	0.00	0.00	0.00	0.00	0.00
			180	0	0	0	65	0	0	0	0	0	0
			418500	0	0	6520	44400	0	0	0	0	0	64750
	Jind	Chandpur	8.00	0.00	0.00	0.00	0.00	0.00	0.80	1.20	0.00	0.00	0.00
			300	0	0	0	0	0	18	24	0	0	0
			585000	0	0	0	0	0	16900	93600	0	0	44800
		Manoharpur	0.00	0.00	0.00	0.30	0.00		0.00	0.00	0.00	1.00	0.00
			0	0	0	45	0	0	0	0	0	48	0
			0	0	0	12500	0	0	0	0	0	124640	3850
		Ujhana	0.00	0.00	0.00	0.00	0.10	0.00	0.00	0.00	0.00	0.90	0.00
			0	0	0	0	40	0	0	0	0	45	0
			0	0	0	0	6520	0	0	0	0	125070	3800
		Doomarkhakalan	0.00	0.00	0.00	0.20	0.10	0.00	0.00	0.00	0.00	0.90	0.00
			0	0	0	200	50	0	0	0	0	40	0
			0	0	0	8000	9000	0	0	0	0	12010	0
		Dakal	0.00	0.00	0.00	0.00	0.00	0.00	0.00	0.00	0.00	1.20	0.00
			0	0	0	0	0	0	0	0	0	60	0
			0	0	0	0	0	0	0	0	0	168100	4500
		Singapura	0.00	0.00	0.00	0.00	0.00	0.00	0.00	0.00	0.00	1.40	0.00
			0	0	0	0	0	0	0	0	0	45	0
			0	0	0	0	0	0	0	0	0	144000	2000
		Naguran	0.00	0.00	0.00	0.20	0.00	0.00	0.00	0.00	0.00	1.40	0.00
			0	0	0	85	0	0	0	0	0	56	0
			0	0	0	13000	0	0	0	0	0	176600	5200
		Safidon	0.00	0.00	0.00	0.20	0.00	0.00	0.00	0.00	0.00	1.40	0.00
			0	0	0	55	0	0	0	0	0	58	0
			0	0	0	15690	0	0	0	0	0	186400	3000
		Khatkhar	0.00	0.00	2.80	0.00	0.00	0.00	0.00	0.00	0.00	0.00	0.00
			0	0	60	0	0	0	0	0	0	0	0
			0	0	20480	0	0	0	0	0	0	0	0

			Bajra	Cotton (American)	Cotton (Desi)	Green Fodder	Jawar	Maize	Oilseeds (Rape & Mustard)	Other Crops	Other Pulses	Paddy	Stalks
	Jind	Lajwana	0.00 0 0	0.00 0 0	0.00 00 0	0.10 0 13200	0.00 0 0	0.00 0 0	0.00 0 0	0.00 0 0	0.00 0 0	2.00 65 176600	0.00 0 2000
		Julana	0.00 0 0	0.00 0 0	4.00 100 560000	0.10 0 12350	0.00 0 0	0.00 0 0	0.00 0 0	0.00 0 0	0.00 0 0	0.00 0 0	0.00 0 0
		Khanda	0.00 0 0	0.00 0 0	0.80 10 52330	0.20 0 2500	0.40 240 20400	0.00 0 0	0.00 0 0	0.00 0 0	0.00 0 0	5.20 286 572000	0.00 0 0
		Rajpura	0.00 0 0	0.00 0 0	0.00 0 0	0.40 0 6000	0.40 0 65000	0.00 0 0	0.00 0 0	0.00 0 0	0.00 0 0	8.80 379 152800	0.00 0 25200
		Pillu Khlera	0.00 0 0	1.40 40 162250	0.00 0 0	0.00 0 0	0.30 0 12000	0.00 0 0	0.00 0 0	5.00 350 45600	0.00 0 0	8.00 360 880000	0.00 0 20000
		Bhambhewa	0.00 0 0	0.00 0 0	0.00 0 0	0.00 0 0	0.00 0 0	0.00 0 0	0.00 0 0	0.00 0 0	0.00 0 0	0.60 42 68200	0.00 0 2080
		Blerkha	0.00 0 0	0.00 0 0	0.00 0 0	0.00 0 0	0.00 0 0	0.00 0 0	0.00 0 0	0.00 0 0	0.00 0 0	2.00 110 352200	0.00 0 7610
		Bhana Brahmna	0.00 0 0	0.00 0 0	1.60 36 223310	0.00 0 0	0.00 0 0	0.00 0 0	0.00 0 0	0.00 0 0	0.00 0 0	0.00 0 0	0.00 0 4000
Central	Kaithal	Serhada	0.00 0 0	0.00 0 0	0.00 0 0	0.20 0 26600	0.00 0 0	0.00 0 0	0.00 0 0	0.00 0 0	0.00 0 0	2.80 98 259700	0.00 0 0
		Kathwda	0.00 0 0	0.00 0 0	0.00 0 0	1.20 400 62000	0.00 0 0	0.00 0 0	0.00 0 0	0.00 0 0	0.00 0 0	0.00 0 0	0.00 0 0
		Rawanhera	0.00 0 0	0.00 0 0	0.00 0 0	0.20 0 22800	0.00 0 0	0.00 0 0	0.00 0 0	0.00 0 0	0.00 0 0	1.40 50 139000	0.00 0 3600

			Bajra	Cotton (American)	Cotton (Desi)	Green Fodder	Jawar	Maize	Oilseeds (Rape & Mustard)	Other Crops	Other Pulses	Paddy	Stalks
Central	Kaithal	Atela	0.00	0.00	0.00	0.20	0.00	0.00	0.00	0.00	0.00	1.00	0.00
			0	0	0	0	0	0	0	0	0	40	0
			0	0	0	20400	0	0	0	0	0	78000	0
		Bhagal	0.00	0.00	0.00	0.40	0.00	0.00	0.00	0.00	0.00	2.40	0.00
			0	0	0	0	0	0	0	0	0	80	0
			0	0	0	40800	0	0	0	0	0	193300	0
		Kalayati	0.00	0.00	0.00	0.00	0.20	0.00	0.00	0.00	0.00	1.40	0.00
			0	0	0	0	190	0	0	0	0	45	0
			0	0	0	0	18200	0	0	0	0	143400	0
		Krora	0.00	0.00	0.00	0.20	0.00	0.00	0.00	0.00	0.00	3.60	0.00
			0	0	0	0	0	0	0	0	0	110	0
			0	0	0	23400	0	0	0	0	0	281750	0
		Pabnawa	0.00	0.00	0.00	0.20	0.00	0.00	0.00	0.00	0.00	2.20	0.00
			0	0	0	0	0	0	0	0	0	80	0
			0	0	0	17100	0	0	0	0	0	256300	10800
		Hajwana	0.00	0.00	0.00	0.20	0.00	0.00	0.00	0.00	0.00	1.60	0.00
			0	0	0	0	0	0	0	0	0	48	0
			0	0	0	28300	0	0	0	0	0	121000	5600
		Kichchhana	0.00	0.00	0.00	0.20	0.00	0.00	0.00	0.00	0.00	2.80	0.00
			0	0	0	0	0	0	0	0	0	120	0
			0	0	0	18500	0	0	0	0	0	252600	0
		Haripura	0.00	0.00	0.40	0.00	0.00	0.00	0.00	0.00	0.00	3.20	0.00
			0	0	240	0	0	0	0	0	0	180	0
			0	0	38500	0	0	0	0	0	0	352500	3500
		Kheri Gulam Ali	0.00	0.00	0.00	0.40	0.00	0.00	0.00	0.00	0.00	3.60	0.00
			0	0	0	0	0	0	0	0	0	143	0
			0	0	0	37400	0	0	0	0	0	389400	0
		Dandota	0.00	0.00	0.00	0.00	0.40	0.00	0.00	0.00	0.00	7.60	0.00
			0	0	0	0	300	0	0	0	0	385	0
			0	0	0	0	40600	0	0	0	0	650040	5000
		Kheri Sheru	0.00	0.00	0.00	0.00	0.40	0.00	0.00	0.00	0.00	10.00	0.00
			0	0	0	0	300	0	0	0	0	530	0
			0	0	0	0	45000	0	0	0	0	1061900	0

			Bajra	Cotton (American)	Cotton (Desi)	Green Fodder	Jawar	Maize	Oilseeds (Rape & Mustard)	Other Crops	Other Pulses	Paddy	Stalks
Central	Rohtak	Kheri Sampla	0.00 0 0	0.00 0 0	0.00 0 0	1.00 390 67500	0.00 0 0	0.00 0 0	0.00 0 0	0.00 0 0	0.00 0 0	0.00 0 0	0.00 0 0
		Titoli	0.40 12 32800	0.00 0 0	0.80 25 55620	0.00 0 0	0.00 0 0	0.00 0 0	0.00 0 0	0.00 0 0	0.00 0 0	0.00 0 0	0.00 0 0
		Bhalot	0.00 0 0	0.00 0 0	0.00 0 0	0.40 0 6500	0.40 210 30500	0.00 0 0	0.00 0 0	0.40 24 48210	0.00 0 0	0.00 0 0	0.00 0 0
		Lakhan Majra	0.00 0 0	0.00 0 0	0.00 0 0	0.40 0 18200	0.00 0 0	0.00 0 0	0.00 0 0	0.40 20 56700	0.00 0 0	0.80 80 323500	0.00 0 10800
		Makdoli	0.00 0 0	0.00 0 0	0.00 0 0	0.40 0 26800	0.00 0 0	0.00 0 0	0.00 0 0	0.00 0 0	0.00 0 0	1.40 72 230400	0.00 0 12000
		Lahali	0.00 0 0	0.00 0 0	0.00 0 0	0.00 0 0	0.00 0 0	0.00 0 0	0.00 0 0	0.00 0 0	0.00 0 0	2.00 98 450280	0.00 0 6000
		Bhali Anandpur	0.00 0 0	0.00 0 0	0.00 0 0	0.00 0 0	0.00 0 0	0.00 0 0	0.00 0 0	0.00 0 0	0.00 0 0	3.20 160 601200	0.00 0 13200
		Dator	0.00 0 0	0.20 25 905300	0.00 0 0	0.00 0 0	0.00 0 0	0.00 0 0	0.00 0 0	0.00 0 0	0.00 0 0	1.60 120 345200	0.00 0 0
		Madina	0.00 0 0	0.00 0 0	0.00 0 0	0.00 0 0	2.00 350 270582	0.00 0 0	2.00 16 32500	0.00 0 0	0.00 0 0	4.00 100 3055850	0.00 0 0
		Mokhara	0.00 0 0	0.00 0 0	0.00 0 0	4.80 630 123300	0.00 0 0	0.00 0 0	0.00 0 0	0.00 0 0	0.00 0 0	5.20 260 803000	0.00 0 26000
		Rabra	0.00 0 0	0.00 0 0	0.00 0 0	0.00 0 0	0.00 0 0	0.00 0 0	0.00 0 0	0.00 0 0	0.00 0 0	0.80 38 120600	0.00 0 13300
Central	Sonipat												

			Bajra	Cotton (American)	Cotton (Desi)	Green Fodder	Jawar	Maize	Oilseeds (Rape & Mustard)	Other Crops	Other Pulses	Paddy	Stalks
Central	Sonipat	Panchi Jattan	0.00 0 0	0.00 0 0	0.00 0 0	0.60 253 30690	0.00 0 0	0.00 0 0	0.00 0 0	0.40 18 30140	0.00 0 0	0.00 0 0	0.00 0 0
		Guhna	0.0 0 0	0.00 0 0	0.90 140 48590	0.20 0 15850	0.00 0 0	0.00 0 0	0.00 0 0	0.00 0 0	0.00 0 0	0.00 0 0	0.00 0 0
		Ahulana	0.00 0 0	0.00 0 0	0.00 0 0	0.00 0 0	0.00 0 0	0.00 0 0	0.00 0 0	0.00 0 0	0.00 0 0	1.00 32 182930	0.00 0 21500
		Tihar Malik	0.80 20 18570	0.00 0 0	0.00 0 0	0.20 0 35327	0.20 225 40800	0.00 0 0	0.00 0 0	0.00 0 0	0.00 0 0	0.00 0 0	0.00 0 5000
		Murthal	0.00 0 0	0.00 0 0	0.00 0 0	0.00 0 0	0.00 0 0	0.00 0 0	0.00 0 0	0.00 0 0	0.00 0 0	1.20 50 183680	0.00 0 8230
		Purkhas	0.00 0 0	0.00 0 0	0.00 0 0	0.00 0 0	0.00 0 0	0.00 0 0	0.00 0 0	0.00 0 0	0.00 0 0	1.20 48 160560	0.00 0 6000
		Khewra	0.00 0 0	0.00 0 0	0.00 0 0	0.00 0 0	0.00 0 0	0.00 0 0	0.00 0 0	0.00 0 0	0.00 0 0	1.40 46 153820	0.00 0 7250
		Khathura	0.40 8 12700	0.00 0 0	0.00 0 0	0.00 0 0	0.40 254 50230	0.00 0 0	0.00 0 0	0.00 0 0	0.00 0 0	0.60 18 58000	0.00 0 10000
		Chhinauli	0.00 0 0	0.00 0 0	0.00 0 0	0.40 85 18750	0.00 0 0	0.00 0 0	0.00 0 0	0.00 0 0	0.00 0 0	0.40 35 118500	0.00 0 0
		Hassanpur	0.00 0 0	0.00 0 0	0.00 0 0	0.00 0 0	0.00 0 0	0.00 0 0	0.00 0 0	0.00 0 0	0.00 0 0	1.60 60 210402	0.00 0 8200
		Silana	0.00 0 0	0.00 0 0	0.00 0 0	0.00 0 0	0.00 0 0	0.00 0 0	0.00 0 0	0.00 0 0	0.00 0 0	1.00 65 412100	0.00 0 22700

			Bajra	Cotton (American)	Cotton (Desi)	Green Fodder	Jawar	Maize	Oilseeds (Rape & Mustard)	Other Crops	Other Pulses	Paddy	Stalks
Northern	Sonipat	Nuran Khera	0.00	0.00	0.00	0.40	0.00	0.00	0.00	0.00	0.00	3.20	0.00
			0	0	0	0	0	0	0	0	0	160	0
			0	0	0	25500	0	0	0	0	0	510500	8100
		Mohana	0.00	0.00	0.00	0.00	0.00	0.00	0.00	0.40	0.00	3.60	0.00
			0	0	0	0	0	0	0	20	0	118	0
			0	0	0	0	0	0	0	37180	0	40720	16200
		Ishapur Kheri	0.00	0.30	0.00	0.40	0.40	0.00	0.00	0.40	0.00	4.80	0.00
			0	15	0	0	250	0	0	20	0	245	0
			0	8500	0	22050	226500	0	0	40170	0	843300	7800
	Ambala	Jhundpur	0.00	0.00	0.00	0.40	0.00	0.00	0.00	0.00	0.00	9.20	0.00
			0	0	0	90	0	0	0	0	0	288	0
			0	0	0	23310	0	0	0	0	0	733700	68110
		Bhurewala	0.00	0.00	0.00	0.00	0.00	0.00	0.00	0.00	0.00	1.60	0.00
			0	0	0	0	0	0	0	0	0	85	0
			0	0	0	0	0	0	0	0	0	152250	5000
		Panjokhara	0.20	0.00	0.00	0.00	0.00	0.00	0.00	0.00	0.00	0.80	0.00
			0	0	0	0	0	0	0	0	0	110	0
			0	0	0	0	0	0	0	0	0	73700	7500
		Khudda Kalan	0.00	0.00	0.00	0.40	0.00	0.00	0.00	0.00	0.00	0.40	0.00
			0	0	0	0	0	0	0	0	0	22	0
			0	0	0	5200	0	0	0	0	0	38080	5000
		Kesari	0.00	0.00	0.00	0.00	0.00	0.00	0.00	0.00	0.00	0.80	0.00
			0	0	0	0	0	0	0	0	0	50	0
			0	0	0	0	0	0	0	0	0	86750	6000
		Mardosahib	0.00	0.00	0.00	0.00	0.00	0.00	0.00	0.00	0.00	0.80	0.00
			0	0	0	0	0	0	0	0	0	52	0
			0	0	0	0	0	0	0	0	0	90200	8550
		Badagarh	0.00	0.00	0.00	0.00	0.00	0.00	0.00	0.00	0.00	2.40	0.00
			0	0	0	0	0	0	0	0	0	160	0
			0	0	0	0	0	0	0	0	0	277600	22400
		Patvi	0.00	0.00	0.00	0.00	1.60	0.00	0.00	0.00	0.00	2.00	0.00
			0	0	0	0	400	0	0	0	0	110	0
			0	0	0	0	83300	0	0	0	0	17450	9200

			Bajra	Cotton (American)	Cotton (Desi)	Green Fodder	Jawar	Maize	Oilseeds (Rape & Mustard)	Other Crops	Other Pulses	Paddy	Stalks
Northern	Ambala	Sohana	0.00 0 0	0.00 0 0	0.00 0 0	0.00 0 0	0.00 0 0	0.00 0 0	0.00 0 0	0.00 0 0	0.00 0 0	2.20 210 360050	0.00 0 29450
		Landa	0.00 0 0	0.00 0 0	0.00 0 0	0.00 0 0	0.00 0 0	0.00 0 0	0.00 0 0	0.00 0 0	0.00 0 0	4.00 180 312550	0.00 0 4400
		Mulana	0.00 0 0	0.00 0 0	0.00 0 0	1.20 150 7550	0.40 0 39500	0.00 0 0	0.00 0 0	0.00 0 0	0.00 0 0	2.80 210 404530	0.00 0 32590
		Nabipur	0.00 0 0	0.00 0 0	0.00 0 0	0.00 0 0	0.00 0 0	0.00 0 0	0.00 0 0	0.00 0 0	0.00 0 0	1.20 87 154000	0.00 0 4480
		Fajalpur	0.00 0 0	0.00 0 0	0.00 0 0	0.80 0 8700	0.80 310 74400	0.00 0 0	0.00 0 0	0.00 0 0	0.00 0 0	18.00 1270 2324450	0.00 0 12000
	Karnal	Manjura	0.00 0 0	0.00 0 0	0.00 0 0	0.00 0 0	0.00 0 0	0.00 0 0	0.00 0 0	0.00 0 0	0.00 0 0	1.20 72 112680	0.00 0 4000
		Sanghoi	0.00 0 0	0.00 0 0	0.00 0 0	0.00 0 0	0.00 0 0	0.00 0 0	0.00 0 0	0.00 0 0	0.00 0 0	4.40 280 1025000	0.00 0 0
		Ghisarpari	0.00 0 0	0.00 0 0	0.00 0 0	0.00 0 0	0.00 0 0	0.00 0 0	0.00 0 0	0.00 0 0	0.00 0 0	1.60 96 163310	0.00 0 0
		Butana	0.00 0 0	0.00 0 0	0.00 0 0	0.00 0 0	0.00 0 0	0.00 0 0	0.00 0 0	0.00 0 0	0.00 0 0	1.20 60 123500	0.00 0 0
		Jaisinghpura	0.00 0 0	0.00 0 0	0.00 0 0	0.00 0 0	0.00 0 0	0.00 0 0	0.00 0 0	0.00 0 0	0.00 0 0	1.20 72 114330	0.00 0 0
		Gagsina	0.00 0 0	0.00 0 0	0.00 0 0	0.80 0 73300	0.80 352 113550	0.00 0 0	0.00 0 0	0.00 0 0	0.00 0 0	5.60 341 551340	0.00 0 0

			Bajra	Cotton (American)	Cotton (Desi)	Green Fodder	Jawar	Maize	Oilseeds (Rape & Mustard)	Other Crops	Other Pulses	Paddy	Stalks
Northern	Karnal	Gheer	0.00 0 0	0.00 0 0	0.00 0 0	0.40 0 9600	0.40 260 56210	0.00 0 0	0.00 0 0	0.00 0 0	0.00 0 0	2.40 132 230400	0.00 0 5000
		Staundi	0.00 0 0	0.00 0 0	0.00 0 0	0.00 0 0	0.00 0 0	0.00 0 0	0.00 0 0	0.00 0 0	0.00 0 0	2.40 144 225560	0.00 0 10000
		Padhana	0.00 0 0	0.00 0 0	0.00 0 0	0.40 0 7000	0.40 200 54200	0.00 0 0	0.00 0 0	0.00 0 0	0.00 0 0	3.60 140 462500	0.00 0 5000
		Darar	0.00 0 0	0.00 0 0	0.00 0 0	1.00 0 73100	1.00 520 172300	0.00 0 0	0.00 0 0	0.00 0 0	0.00 0 0	17.0 1020 1814200	0.00 0 15000
		Agondh	0.00 0 0	0.00 0 0	0.00 0 0	0.10 0 6500	1.00 210 45700	0.00 0 0	0.00 0 0	0.00 0 0	0.00 0 0	2.60 160 241840	0.00 0 5000
		Chaura Khalsa	0.00 0 0	0.00 0 0	0.00 0 0	0.00 0 0	0.00 0 0	0.00 0 0	0.00 0 0	0.00 0 0	0.00 0 0	1.60 87 150600	0.00 0 12000
		Panodi	0.00 0 0	0.00 0 0	0.00 0 0	0.00 0 0	0.00 0 0	0.00 0 0	0.00 0 0	0.00 0 0	0.00 0 0	1.20 72 124680	0.00 0 6250
		Jamalpur	0.00 0 0	0.00 0 0	0.00 0 0	0.00 0 0	0.00 0 0	0.00 0 0	0.00 0 0	0.00 0 0	0.00 0 0	1.60 86 144280	0.00 0 7000
		Jabala	0.00 0 0	0.00 0 0	0.00 0 0	0.00 0 0	0.00 0 0	0.00 0 0	0.00 0 0	0.00 0 0	0.00 0 0	1.20 69 117085	0.00 0 10000
		Phushgarh	0.00 0 0	0.00 0 0	0.00 0 0	1.20 156 41500	0.0 0 0	0.00 0 0	0.00 0 0	0.00 0 0	0.00 0 0	3.60 186 263350	0.00 0 9000
	Kurukshetra	Bakana	0.0 0 0	0.0 0 0	0.0 0 0	0.60 166 28700	0.0 0 0	0.0 0 0	0.0 0 0	0.0 0 0	0.0 0 0	3.40 210 352200	0.0 0 12000



			Bajra	Cotton (American)	Cotton (Desi)	Green Fodder	Jawar	Maize	Oilseeds (Rape & Mustard)	Other Crops	Other Pulses	Paddy	Stalks
Northern	Kurukshetra	Sonti	0.0	0.0	0.0	0.08	0.0	0.0	0.0	0.0	0.0	0.60	0.0
			0	0	0	50	0	0	0	0	0	41	0
			0	0	0	7500	0	0	0	0	0	123000	0
		Shadipur (Ladwa)	0.00	0.00	0.00	0.00	0.00	0.00	0.00	0.00	0.00	0.80	0.00
			0	0	0	0	0	0	0	0	0	46	0
			0	0	0	0	0	0	0	0	0	198200	7000
		Bir Khari	0.00	0.00	0.00	0.40	0.40	0.00	0.00	0.40	0.00	10.00	0.00
			0	0	0	385	0	0	0	60	0	7145	0
			0	0	0	42600	0	0	0	34400	0	1500200	10000
		Jhansa	0.00	0.00	0.00	0.00	0.00	0.00	0.00	0.00	0.00	1.40	0.00
			0	0	0	0	0	0	0	0	0	75	0
			0	0	0	0	0	0	0	0	0	132750	4000
		Beer Mathana	0.00	0.00	0.00	0.00	0.00	0.00	0.00	0.00	0.00	1.60	0.00
			0	0	0	0	0	0	0	0	0	132	0
			0	0	0	0	0	0	0	0	0	232200	6000
		Alampur	0.00	0.00	0.00	0.00	0.00	0.00	0.00	0.00	0.00	1.60	0.00
			0	0	0	0	0	0	0	0	0	110	0
			0	0	0	0	0	0	0	0	0	222600	5000
		Mukimpura	0.00	0.00	0.00	0.20	0.00	0.00	0.00	0.00	0.00	1.60	0.00
			0	0	0	130	0	0	0	0	0	105	0
			0	0	0	18220	0	0	0	0	0	213226	8500
		Sunheri Khalsa	0.00	0.00	0.00	0.00	0.00	0.00	0.00	0.00	0.00	1.80	0.00
			0	0	0	0	0	0	0	0	0	55	0
			0	0	0	0	0	0	0	0	0	157440	6000
		Sarsa	0.00	0.00	0.00	0.20	0.00	0.00	0.00	0.00	0.00	3.10	0.00
			0	0	0	120	0	0	0	0	0	166	0
			0	0	0	32300	0	0	0	0	0	454330	11000

			Bajra	Cotton (American)	Cotton (Desi)	Green Fodder	Jawar	Maize	Oilseeds (Rape & Mustard)	Other Crops	Other Pulses	Paddy	Stalks
Northern	Kurukshetra	Phalsanda	0.0	0.0	0.0	3.20	0.00	0.0	0.0	0.0	0.0	2.80	0.0
		Rangran	0	0	0	555	262	0	0	0	0	140	0
			0	0	0	192510	39200	0	0	0	0	247800	6000
		Thol	0.0	0.0	0.0	0.20	0.0	0.0	0.0	0.0	0.0	7.60	0.0
			0	0	0	144	0	0	0	0	0	520	0
			0	0	0	41050	0	0	0	0	0	915500	5000
		Machhroli	0.0	0.0	0.0	0.0	0.0	0.00	0.0	0.0	0.0	0.90	0.0
			0	0	0	0	0	0	0	0	0	40	0
			0	0	0	0	0	0	0	0	0	75200	4000
		Bir Mangoli	0.0	0.0	0.0	0.20	0.0	0.0	0.00	0.0	0.0	1.00	0.0
	Panchkula		0	0	0	150	0	0	0	0	0	90	0
			0	0	0	33500	0	0	0	0	0	160100	8000
		Bharoli	0.0	0.0	0.0	0.0	0.0	0.0	0.0	0.40	0.0	1.60	0.0
			0	0	0	0	0	0	0	200	0	120	0
			0	0	0	0	0	0	0	45400	0	204200	20000
		Karanpur	0.0	0.0	0.0	0.0	0.0	0.0	0.0	0.0	0.0	1.00	0.0
			0	0	0	0	0	0	0	0	0	70	0
			0	0	0	0	0	0	0	0	0	132200	1000
		Kiratpur	0.0	0.0	0.0	0.20	0.0	0.0	0.0	0.0	0.0	3.00	0.0
			0	0	0	50	0	0	0	0	0	140	0
			0	0	0	5080	0	0	0	0	0	245500	24000
		Haripur	0.0	0.0	0.0	0.40	0.0	0.0	0.0	0.0	0.0	5.60	0.0
			0	0	0	210	0	0	0	0	0	406	0
			0	0	0	46400	0	0	0	0	0	653300	0
		Barwala	0.0	0.0	0.0	0.80	0.0	0.0	0.0	0.0	0.0	5.60	0.0
			0	0	0	285	0	0	0	0	0	310	0
			0	0	0	82300	0	0	0	0	0	535500	0
		Dhaka	0.0	0.0	0.0	0.0	0.0	0.0	0.0	0.0	0.0	2.00	0.0
			0	0	0	0	0	0	0	0	0	85	0
			0	0	0	0	0	0	0	0	0	126050	50000
	Panipat	Bhuri	0.0	0.0	0.0	0.0	0.0	0.0	0.0	0.0	0.0	0.0	0.0
			0	0	0	0	0	0	0	0	0	0	0
			0	0	0	0	0	0	0	0	0	0	0
		Morni	0.0	0.0	0.0	0.0	0.0	0.0	0.0	0.0	0.0	0.0	0.0
			0	0	0	0	0	0	0	0	0	0	0
			0	0	0	0	0	0	0	0	0	0	0
		Mahmudpur	0.0	0.0	0.0	0.20	0.0	0.0	0.0	0.0	0.0	1.40	0.0
			0	0	0	60	0	0	0	0	0	68	0
			0	0	0	12600	0	0	0	0	0	121220	5000

			Bajra	Cotton (American)	Cotton (Desi)	Green Fodder	Jawar	Maize	Oilseeds (Rape & Mustard)	Other Crops	Other Pulses	Paddy	Stalks
Northern	Panipat	Noorpur muglum	0.00 0 0	0.00 0 0	0.00 0 0	0.00 0 0	0.00 0 0	0.00 0 0	0.00 0 0	0.00 0 0	0.00 0 0	1.60 63 141360	0.00 0 5000
		Bandh	0.00 0 0	0.00 0 0	0.00 0 0	0.00 0 0	0.00 0 0	0.00 0 0	0.00 0 0	0.00 0 0	0.00 0 0	1.60 68 146880	0.00 0 6000
		Risalu	0.00 0 0	0.00 0 0	0.00 0 0	0.00 0 0	0.00 0 0	0.00 0 0	0.00 0 0	0.00 0 0	0.00 0 0	1.60 64 135680	0.00 0 4000
		Ahar	0.00 0 0	0.00 0 0	0.00 0 0	0.20 50 12500	0.0 0 0	0.00 0 0	0.00 0 0	0.00 0 0	0.00 0 0	1.80 81 160884	0.00 0 5000
		Naya Nara	0.00 0 0	0.00 0 0	0.00 0 0	0.20 60 15000	0.00 0 0	0.00 0 0	0.00 0 0	0.00 0 0	0.00 0 0	1.80 80 264000	0.00 0 6000
		Attolapur	0.00 0 0	0.00 0 0	0.00 0 0	0.20 155 36650	0.00 0 0	0.00 0 0	0.00 0 0	0.00 0 0	0.00 0 0	2.20 112 214400	0.00 0 5000
		Patli Kalyana	0.00 0 0	0.00 0 0	0.00 0 0	0.20 80 22560	0.00 0 0	0.00 0 0	0.00 0 0	0.00 0 0	0.00 0 0	2.20 115 243500	0.00 0 5000
		Hathwala	0.00 0 0	0.00 0 0	0.00 0 0	0.20 110 36000	0.00 0 0	0.00 0 0	0.00 0 0	0.00 0 0	0.00 0 0	1.40 105 313300	0.00 0 18000
		Tamsabad	0.00 0 0	0.00 0 0	0.00 0 0	0.20 70 21600	0.00 0 0	0.00 0 0	0.00 0 0	0.00 0 0	0.00 0 0	3.40 141 282480	0.00 0 13000
		Sanoli Kalan	0.00 0 0	0.00 0 0	0.00 0 0	0.20 100 30100	0.00 0 0	0.00 0 0	0.00 0 0	0.00 0 0	0.00 0 0	7.40 470 745560	0.00 0 37000
		Alupus	0.00 0 0	0.00 0 0	0.00 0 0	0.20 120 13600	0.00 0 0	0.00 0 0	0.00 0 0	0.00 0 0	0.00 0 0	9.80 310 888500	0.00 0 15000

			Bajra	Cotton (American)	Cotton (Desi)	Green Fodder	Jawar	Maize	Oilseeds (Rape & Mustard)	Other Crops	Other Pulses	Paddy	Stalks
Northern	Yamunanagar	Kulpur	0.00 0 0	0.00 0 0	0.00 0 0	0.20 90 22680	0.00 0 0	0.00 0 0	0.00 0 0	0.00 0 0	0.00 0 0	2.00 91 161525	0.00 0 12040
		Rajpur	0.00 0 0	0.00 0 0	0.00 0 0	0.00 0 0	0.00 0 0	0.00 0 0	0.00 0 0	0.00 0 0	0.00 0 0	2.00 86 406950	0.00 0 5600
		Bahadurpur	0.00 0 0	0.00 0 0	0.00 0 0	0.90 250 45630	0.00 0 0	0.00 0 0	0.00 0 0	0.00 0 0	0.00 0 0	0.00 0 0	0.00 0 0
		Milkkhas	0.00 0 0	0.00 0 0	0.00 0 0	0.70 90 11000	0.00 0 0	0.00 0 0	0.00 0 0	0.00 0 0	0.00 0 0	1.00 65 90270	0.00 0 6000
		Khandwa	0.00 0 0	0.00 0 0	0.00 0 0	0.40 170 27640	0.00 0 0	0.00 0 0	0.00 0 0	0.00 0 0	0.00 0 0	1.60 56 121230	0.00 0 13500
		Chholi	0.00 0 0	0.00 0 0	0.00 0 0	0.20 110 26630	0.00 0 0	0.00 0 0	0.00 0 0	0.40 40 34500	0.00 0 0	3.20 145 250240	0.00 0 13940
		Nijampur	0.00 0 0	0.00 0 0	0.00 0 0	0.40 150 26400	0.00 0 0	0.00 0 0	0.00 0 0	0.00 0 0	0.00 0 0	3.60 550 921400	0.00 0 12000
		Damala	0.00 0 0	0.00 0 0	0.00 0 0	0.10 35 16500	0.00 0 0	0.00 0 0	0.00 0 0	0.00 0 0	0.00 0 0	2.00 35 123500	0.00 0 1200
		Kharwan	0.00 0 0	0.00 0 0	0.00 0 0	0.00 0 0	0.00 0 0	0.00 0 0	0.00 0 0	0.00 0 0	0.00 0 0	4.80 268 577650	0.00 0 29750
		BhamBholi	0.00 0 0	0.00 0 0	0.00 0 0	0.00 0 0	0.00 0 0	0.00 0 0	0.00 0 0	0.00 0 0	0.00 0 0	2.40 144 256500	0.00 0 24192
		Radauri	0.00 0 0	0.00 0 0	0.00 0 0	0.20 200 19890	0.00 0 0	0.00 0 0	0.00 0 0	0.00 0 0	0.00 0 0	4.20 140 190160	0.00 0 1800

			Bajra	Cotton (American)	Cotton (Desi)	Green Fodder	Jawar	Maize	Oilseeds (Rape & Mustard)	Other Crops	Other Pulses	Paddy	Stalks
Northern	Yamunanagar	Tiharno	0.00	0.00	0.00	0.40	0.00	0.00	0.00	0.00	0.00	4.00	0.00
			0	0	0	200	0	0	0	0	0	215	0
			0	0	0	43700	0	0	0	0	0	345250	10875
		Mujafat	0.0	0.0	0.0	0.40	0.0	0.0	0.0	0.40	0.0	3.20	0.0
			0	0	0	125	0	0	0	90	0	105	0
			0	0	0	24400	0	0	0	43300	0	175200	13000
		Khijarabad	0.40	0.0	0.0	0.40	0.0	0.0	0.0	1.80	0.0	2.60	0.00
			8	0	0	200	0	0	0	290	0	88	0
			25000	0	0	28000	0	0	0	158940	0	198760	8400
Southern	Faridabad	Jaisana	0.00	0.00	0.00	0.80	0.00	0.00	0.00	0.00	0.80	0.00	0.00
			0	0	0	235	0	0	0	0	350	0	0
			0	0	0	82600	0	0	0	0	43300	0	0
		Janhera	0.00	0.00	0.00	0.00	0.00	0.00	0.00	0.00	0.00	2.00	0.00
			0	0	0	0	0	0	0	0	0	74	0
			0	0	0	0	0	0	0	0	0	545200	0
		Alipur Fulera	0.00	0.00	0.00	0.80	0.00	0.00	0.00	0.00	0.00	1.20	0.00
			0	0	0	500	0	0	0	0	0	56	0
			0	0	0	156400	0	0	0	0	0	134400	0
		Tigavan	0.40	0.00	0.00	0.40	0.00	0.00	0.00	0.00	2.20	1.00	0.00
			6	0	0	250	0	0	0	0	256	55	0
			11600	0	0	50600	0	0	0	0	249650	136750	0
		Sikri	0.00	0.00	0.00	0.80	0.00	0.00	0.00	0.80	0.00	2.40	0.00
			0	0	0	400	0	0	0	18	0	135	0
			0	0	0	82200	0	0	0	63500	0	262200	11000
		Panhera Kalan	0.00	0.00	0.00	0.80	0.00	0.00	3.00	0.00	3.00	3.00	0.00
			0	0	0	400	0	0	28	0	100	80	0
			0	0	0	85000	0	0	125680	0	170600	573600	0
	Gurugram	Jamalpur	0.60	0.00	0.00	0.00	0.00	0.00	0.00	0.00	0.00	0.00	0.00
			18	0	0	0	0	0	0	0	0	0	0
			32600	0	0	0	0	0	0	0	0	0	7000
		Alipur	1.20	0.00	0.00	0.80	0.00	0.00	0.00	0.00	0.00	0.00	0.00
			32	0	0	380	0	0	0	0	0	0	0
			64350	0	0	26070	0	0	0	0	0	0	12250
		Khentawas	1.60	0.00	0.00	0.00	0.00	0.00	0.40	0.00	0.00	0.00	0.00
			44	0	0	0	0	0	5	0	0	0	0
			85700	0	0	0	0	0	18700	0	0	0	15750
		Pataudi	1.60	0.00	0.00	0.00	0.00	0.00	0.40	0.00	0.00	0.00	0.00
			45	0	0	0	0	0	2	0	0	0	0
			81800	0	0	0	0	0	14800	0	0	0	17500

			Bajra	Cotton (American)	Cotton (Desi)	Green Fodder	Jawar	Maize	Oilseeds (Rape & Mustard)	Other Crops	Other Pulses	Paddy	Stalks
Southern	Gurugram	Bhondsi	2.40	0.00	0.00	0.80	0.00	0.00	0.00	0.00	0.00	0.00	0.00
			72	0	0	420	0	0	0	0	0	0	0
			151400	0	0	28650	0	0	0	0	0	0	26250
		Jasat	6.00	0.00	0.00	0.00	0.00	0.00	0.00	0.00	0.00	0.00	0.00
			30	0	0	0	0	0	0	0	0	0	0
			72000	0	0	0	0	0	0	0	0	0	66500
		Wazir Pur	2.60	2.00	0.00	1.60	0.00	0.00	0.00	0.00	0.00	0.00	0.00
			168	15	0	578	0	0	0	0	0	0	0
			304600	213300	0	145000	0	0	0	0	0	0	59500
		Gadi Sadrana	8.80	0.00	0.00	0.80	0.00	0.00	0.00	0.80	0.00	0.00	0.00
			264	0	0	380	0	0	0	25	0	0	0
			514800	0	0	152000	0	0	0	35000	0	0	94500
	Mahendergarh	Dohar Kalan	0.80	0.00	0.00	0.30	0.00	0.00	0.00	0.00	0.00	0.00	0.00
			19	0	0	38	0	0	0	0	0	0	0
			27660	0	0	10800	0	0	0	0	0	0	9520
		Nangal Nunia	1.40	0.00	0.00	0.00	0.00	0.00	0.00	0.80	0.00	0.00	0.00
			23	0	0	0	0	0	0	10	0	0	0
			42200	0	0	0	0	0	0	23450	0	0	16750
		Gadi Ruthal	0.80	0.40	0.00	0.00	0.00	0.00	0.00	0.00	0.00	0.00	0.00
			14	8	0	0	0	0	0	0	0	0	0
			24530	34330	0	0	0	0	0	0	0	0	8300
		Balaha Kala	0.00	0.00	0.00	0.00	0.00	0.00	0.00	0.00	0.00	0.00	0.00
			0	0	0	0	0	0	0	0	0	0	0
			0	0	0	0	0	0	0	0	0	0	0
		Uninda	0.80	0.00	0.00	0.00	0.00	0.00	0.00	0.40	0.00	0.00	0.00
			19	0	0	0	0	0	0	6	0	0	0
			35650	0	0	0	0	0	0	19330	0	0	12000
		Anawas	0.40	0.80	0.00	0.00	0.00	0.00	0.00	0.00	0.00	0.00	0.00
			10	20	0	0	0	0	0	0	0	0	0
			20500	124300	0	0	0	0	0	0	0	0	0
		Dadhot	1.40	0.00	0.00	0.00	0.00	0.00	0.00	0.00	0.00	0.00	0.00
			24	0	0	0	0	0	0	0	0	0	0
			46350	0	0	0	0	0	0	0	0	0	8680

			Bajra	Cotton (American)	Cotton (Desi)	Green Fodder	Jawar	Maize	Oilseeds (Rape & Mustard)	Other Crops	Other Pulses	Paddy	Stalks
Southern	Mahendergarh	Sigra	0.40 8 18850	0.00 0 0	0.00 0 0	0.00 0 0	0.00 0 0	0.00 0 0	0.00 0 0	0.40 7 32050	0.00 0 0	0.00 0 0	0.00 0 3780
		Shaharpur	0.50 8 14620	0.50 10 50700	0.00 0 0	0.00 0 0	0.00 0 0	0.00 0 0	0.00 0 0	0.80 6 24800	0.00 0 0	0.00 0 0	0.00 0 8350
		Satnali	1.40 32 62400	0.00 0 0	0.00 0 0	0.00 0 0	0.00 0 0	0.00 0 0	0.00 0 0	0.00 0 0	0.00 0 0	0.00 0 0	0.00 0 9000
		Khathod	0.60 12 23400	1.60 40 211000	0.00 0 0	0.00 0 0	0.00 0 0	0.00 0 0	0.00 0 0	0.80 8 33500	0.00 0 0	0.00 0 0	0.00 0 8400
		Khayara	2.40 60 117000	2.00 45 229500	0.00 0 0	0.00 0 0	0.00 0 0	0.00 0 0	0.00 0 0	2.00 30 109500	0.00 0 0	0.00 0 0	0.00 0 9800
		Doangra Ahir	8.00 180 368800	0.00 0 0	0.00 0 0	0.00 0 0	0.00 0 0	0.00 0 0	0.00 0 0	4.80 200 433200	0.00 0 0	0.00 0 0	0.00 0 22000
		Bhungarka	0.00 0 0	0.00 0 0	0.00 0 0	0.60 185 28650	0.00 0 0	0.00 0 0	0.00 0 0	0.00 0 0	0.00 0 0	1.00 35 132600	0.00 0 0
		Chhilaro	0.00 0 0	0.00 0 0	0.00 0 0	0.00 0 0	0.00 0 0	0.00 0 0	0.00 0 0	0.00 0 0	0.00 0 0	0.00 0 0	0.00 0 0
		Pwera	0.00 0 0	0.00 0 0	0.00 0 0	0.00 0 0	0.00 0 0	0.00 0 0	0.00 0 0	0.00 0 0	0.00 0 0	0.00 0 0	0.00 0 0
	Nuh.	Pipaka	0.40 8 13600	0.00 0 0	0.00 0 0	0.40 250 75000	0.00 0 0	0.00 0 0	0.00 0 0	0.00 0 0	0.00 0 0	0.00 0 0	0.00 0 2500
		Papra	0.40 10 12200	0.00 0 0	0.00 0 0	0.10 0 15000	0.40 150 40500	0.00 0 0	0.00 0 0	0.00 0 0	0.00 0 0	0.00 0 0	0.00 0 3000
		Tai	0.80 14 20000	0.00 0 0	0.00 0 0	0.00 0 0	0.00 0 0	0.00 0 0	0.00 0 0	0.00 0 0	0.00 0 0	0.00 0 0	0.00 0 4000
		Mandarka	0.80 13 24700	0.00 0 0	0.00 0 0	0.40 210 61000	0.00 0 0	0.00 0 0	0.00 0 0	0.00 0 0	0.00 0 0	0.00 0 0	0.00 0 5000
		Nagal Sahpur	0.00 0 0	0.00 0 0	0.00 0 0	0.40 275 55000	0.00 0 0	0.00 0 0	0.00 0 0	0.00 0 0	0.00 0 0	0.00 0 0	0.00 0 0

			Bajra	Cotton (American)	Cotton (Desi)	Green Fodder	Jawar	Maize	Oilseeds (Rape & Mustard)	Other Crops	Other Pulses	Paddy	Stalks
Southern	Nuh.	Dohad	1.40	0.00	0.00	0.80	0.80	0.00	0.00	0.00	0.00	0.00	0.00
			19	0	0	410	0	0	0	0	0	0	0
			27330	0	0	112500	0	0	0	0	0	0	5000
		Mohammed Bas	1.60	0.00	0.00	0.80	0.80	0.00	0.00	0.00	0.60	0.00	0.00
			24	0	0	300	0	0	0	0	8	0	0
			34560	0	0	124500	0	0	0	0	18690	0	7500
		Sangel	0.80	0.00	0.00	0.80	0.00	0.00	0.00	3.00	0.00	0.00	0.00
			17	0	0	250	0	0	0	245	0	0	0
			24600	0	0	50500	0	0	0	162580	0	0	6000
		Bisaru	2.20	0.00	0.00	1.40	0.00	0.00	0.00	0.00	0.00	0.00	0.00
			32	0	0	540	0	0	0	0	0	0	0
			40500	0	0	244000	0	0	0	0	0	0	7000
		Khedli Nuh	1.00	0.00	0.00	2.60	0.00	0.00	0.00	0.00	0.00	4.00	0.00
			10	0	0	566	0	0	0	0	0	120	0
			20000	0	0	52600	0	0	0	0	0	172540	6000
		Hasnpur Sohna	1.20	0.00	0.00	0.00	0.00	0.00	0.00	0.00	0.00	2.40	0.00
			26	0	0	0	0	0	0	0	0	90	0
			34400	0	0	0	0	0	0	0	0	200800	6000
		Dhana	0.60	0.00	0.00	0.40	0.00	0.00	0.00	0.00	0.00	0.00	0.00
			10	0	0	210	0	0	0	0	0	0	0
			19200	0	0	64400	0	0	0	0	0	0	3000
		Udaka	2.00	0.00	0.00	1.00	0.00	0.00	0.00	0.00	0.00	1.00	0.00
			25	0	0	320	0	0	0	0	0	26	0
			45500	0	0	65500	0	0	0	0	0	62700	6000
		Bhuriyaki	0.00	0.00	0.00	0.40	0.00	0.00	0.00	0.00	0.00	1.60	0.00
			0	0	0	250	0	0	0	0	0	60	0
			0	0	0	56500	0	0	0	0	0	175600	5000
	Palwal	Megpur	0.00	0.00	0.00	0.40	0.00	0.00	0.00	0.40	0.00	0.00	0.00
			0	0	0	278	0	0	0	81	0	0	0
			0	0	0	54500	0	0	0	52500	0	0	0
		Mindkola	0.00	0.00	0.00	0.00	0.00	0.00	0.00	0.00	0.00	1.20	0.00
			0	0	0	0	0	0	0	0	0	48	0
			0	0	0	0	0	0	0	0	0	140500	0
		Bhanguri	0.00	1.60	0.00	0.00	0.00	0.00	0.00	0.00	0.00	0.00	0.00
			0	26	0	0	0	0	0	0	0	0	0
			0	127420	0	0	0	0	0	0	0	0	0
		Chandhat	0.00	0.20	0.00	0.20	0.00	0.00	0.00	0.00	0.00	1.20	0.00
			0	6	0	160	0	0	0	0	0	74	0
			0	12600	0	45100	0	0	0	0	0	116200	0



			Bajra	Cotton (American)	Cotton (Desi)	Green Fodder	Jawar	Maize	Oilseeds (Rape & Mustard)	Other Crops	Othe r Pulses	Paddy	Stalks
		Bhoopgarh	0.00 0 0	0.00 0 0	1.60 35 155000	0.00 0 0	0.00 0 0	0.00 0 0	0.00 0 0	0.00 0 0	0.00 0 0	0.00 0 0	0.00 0 0
		Jatoli	0.00 0 0	0.00 0 0	0.80 10 55000	0.40 300 22000	0.00 0 0	0.00 0 0	0.00 0 0	0.00 0 0	0.0 0 0	0.40 16 480000	0.00 0 0
		Bamani Khera	0.00 0 0	0.00 0 0	0.00 0 0	0.80 500 65200	0.00 0 0	0.00 0 0	0.00 0 0	1.60 30 48025	0.00 0 0	0.00 0 0	0.00 0 0
Southern	Palwal	Likhi	0.00 0 0	0.00 0 0	0.00 0 0	0.40 212 67000	0.00 0 0	0.00 0 0	0.00 0 0	0.00 0 0	0.00 0 0	2.00 85 244500	0.00 0 0
		Misa	0.00 0 0	0.80 10 53200	0.00 0 0	0.00 0 0	0.00 0 0	0.00 0 0	0.00 0 0	0.0 0 0	1.60 65 180200	0.00 0 0	
		Attar Chata	0.40 12 18700	0.00 0 0	0.00 0 0	0.40 360 146200	0.00 0 0	0.00 0 0	0.00 0 0	3.20 55 358700	0.0 0 0	0.00 0 0	0.00 0 0
		Prithla	4.00 60 84600	0.00 0 0	0.00 0 0	1.20 550 56200	0.00 0 0	0.00 0 0	0.80 6 37000	0.00 0 0	0.00 0 0	0.00 0 0	0.00 0 0
		Madkoal	0.00 0 0	0.00 0 0	0.00 0 0	0.40 220 60800	0.00 0 0	0.00 0 0	0.00 0 0	0.00 0 0	0.00 0 0	9.60 240 816000	0.00 0 20000
		Rewari	Nagalpathani	1.40 15 32500	0.00 0 0	0.00 0 0	0.00 0 0	0.00 0 0	0.00 0 0	0.00 0 0	0.00 0 0	0.0 0 0	0.00 0 0
	Pragpura	1.40 16 32200	0.00 0 0	0.00 0 0	0.40 255 39250	0.00 0 0	0.00 0 0	0.00 0 0	0.00 0 0	0.0 0 0	0.00 0 0	0.00 0 6000	
	Manethi	1.20 15 35000	0.00 0 0	0.00 0 0	0.40 275 41890	0.00 0 0	0.00 0 0	0.00 0 0	0.00 0 0	0.0 0 0	0.00 0 0	0.00 0 3750	
	Tumana	0.60 16 30660	0.00 0 0	0.00 0 0	0.00 0 0	1.00 320 40550	0.00 0 0	0.00 0 0	0.00 0 0	0.00 0 0	0.0 0 0	0.00 0 4500	
	Bhagwanpur	0.60 8 42500	1.20 10 46694	0.00 0 0	0.00 0 0	0.00 0 0	0.00 0 0	0.00 0 0	0.00 0 0	0.0 0 0	0.00 0 0	0.00 0 3000	

			Bajra	Cotton (American)	Cotton (Desi)	Green Fodder	Jawar	Maize	Oilseeds (Rape & Mustard)	Other Crops	Other Pulses	Paddy	Stalks
Southern	Rewari	Bhagwanpur	0.00 0 0	0.80 17 85200	0.00 0 0	0.80 85 38060	0.10 0 0	0.00 0 0	0.00 0 0	0.80 15 36040	0.00 0 0	0.00 0 0	0.00 0 0
		Lukhi	0.80 10 52600	0.80 15 75600	0.00 0 0	0.00 0 0	0.00 0 0	0.00 0 0	0.00 0 0	0.00 0 0	0.00 0 0	0.00 0 0	0.00 0 3600
		Shajadpur	0.00 0 0	0.00 0 0	0.00 0 0	1.70 435 52644	0.00 0 0	0.00 0 0	0.00 0 0	0.00 0 0	0.00 0 0	0.00 0 0	0.00 0 0
		Dulhera	6.40 100 205500	2.00 66 402100	0.00 0 0	0.00 0 0	0.00 0 0	0.00 0 0	0.00 0 0	0.00 0 0	0.00 0 0	0.00 0 0	0.00 0 75000
		Mohdinpur	0.20 40 22600	1.00 145 73000	0.00 0 0	2.20 650 152900	0.00 0 0	0.00 0 0	2.00 16 68500	5.00 56 56980	0.00 0 0	0.00 0 0	0.00 0 8000
		Bohatwass ahir	0.00 0 0	0.00 0 0	0.00 0 0	0.00 0 0	0.00 0 0	0.00 0 0	0.00 0 0	0.00 0 0	0.00 0 0	1.00 38 114500	0.00 0 6000
		Dahina	3.20 80 156000	0.20 40 208500	0.00 0 0	0.00 0 0	0.00 0 0	0.00 0 0	2.60 300 150260	0.00 0 0	0.00 0 0	0.00 0 0	0.00 0 30000
		Jhanjhra Hasanpur	0.00 0 0	1.20 8 40500	0.00 0 0	0.00 0 0	0.00 0 0	0.00 0 0	0.00 0 0	0.00 0 0	0.00 0 0	0.00 0 0	0.00 0 0
		Jattu Lohari	0.00 0 0	0.00 0 0	0.00 0 0	0.40 210 60600	0.40 0 0	0.00 0 0	0.00 0 0	0.00 0 0	0.00 0 0	0.80 16 51200	0.00 0 3000
		Buderi	0.00 0 0	1.20 16 80200	0.00 0 0	0.00 0 0	0.00 0 0	0.00 0 0	0.00 0 0	0.00 0 0	0.00 0 0	0.00 0 0	0.00 0 0
Western	Bhiwani	Gignow	0.40 7 15600	1.20 18 90200	0.00 0 0	0.00 0 0	0.00 0 0	0.00 0 0	0.00 0 0	0.00 0 0	0.00 0 0	0.00 0 0	0.00 0 800
		Lohani	0.60 6 10500	0.40 6 30600	0.00 0 0	0.80 0 8500	0.60 222 39600	0.00 0 0	0.00 0 0	0.00 0 0	0.00 0 0	0.00 0 0	0.00 0 3400
		Barwa	0.00 0 0	1.70 31 150530	0.00 0 0	0.00 0 0	0.00 0 0	0.00 0 0	0.00 0 0	0.00 0 0	0.00 0 0	0.00 0 0	0.00 0 16100
		Sarwa	0.20 2 3900	0.00 0 0	0.00 0 0	0.00 0 0	0.00 0 0	0.00 0 0	0.00 0 0	2.20 10 25600	0.00 0 0	0.00 0 0	0.00 0 1000

			Bajra	Cotton (American)	Cotton (Desi)	Green Fodder	Jawar	Maize	Oilseeds (Rape & Mustard)	Other Crops	Other Pulses	Paddy	Stalks
Western	Bhiwani	Sungarpur	0.00 0 0	2.40 16 83500	0.00 0 0	0.00 0 0	0.00 0 0	0.00 0 0	0.00 0 0	0.00 0 0	0.20 5 18500	0.00 0 0	0.00 0 0
		Behal	1.20 10 16500	1.60 20 96500	0.00 0 0	0.00 0 0	0.00 0 0	0.00 0 0	0.00 0 0	0.00 0 0	0.00 0 0	0.00 0 0	0.00 0 6000
		Kitlana	0.80 15 25000	0.00 0 0	0.00 0 0	0.40 50 20000	0.00 0 0	0.00 0 0	0.00 0 0	2.00 18 64500	0.00 0 0	0.00 0 0	0.00 0 12750
		Dinod	0.00 0 0	0.00 0 0	0.00 0 0	0.00 0 0	0.00 0 0	0.00 0 0	0.00 0 0	0.00 0 0	0.00 0 0	0.00 0 0	0.00 0 0
		Tosham	0.40 10 11400	2.60 42 252000	0.00 0 0	0.20 0 6000	3.20 580 280000	0.00 0 0	0.00 0 0	0.00 0 0	0.00 0 0	0.00 0 0	0.00 0 13000
		Ghanghala	0.00 0 0	0.00 0 0	0.00 0 0	0.00 0 0	0.00 0 0	0.00 0 0	0.00 0 0	1.40 25 19560	0.00 0 0	0.00 0 0	0.00 0 1200
		Jita Khera	0.00 0 0	1.00 18 90800	0.00 0 0	0.30 150 30600	0.00 0 0	0.00 0 0	0.00 0 0	4.00 45 35640	0.00 0 0	0.00 0 0	0.00 0 41000
	Charkhi Dadri	Hindol	0.40 8 15300	0.00 0 0	0.00 0 0	0.00 0 0	0.00 0 0	0.00 0 0	0.00 0 0	0.00 0 0	0.00 0 0	0.00 0 0	0.00 0 2000
		Ram nagar	1.20 23 46500	0.40 9 48600	0.00 0 0	0.00 0 0	0.00 0 0	0.00 0 0	0.00 0 0	0.40 4 6800	0.00 0 0	0.00 0 0	0.00 0 3000
		Mehrana	0.00 0 0	1.60 64 217600	0.00 0 0	0.00 0 0	0.00 0 0	0.00 0 0	0.00 0 0	0.00 0 0	0.00 0 0	0.00 0 0	0.00 0 0
		Sawar	2.00 21 42600	0.80 30 159000	0.00 0 0	0.00 0 0	0.00 0 0	0.00 0 0	0.00 0 0	0.00 0 0	0.00 0 0	0.00 0 0	0.00 0 4000
		Nandha	2.00 45 112300	1.00 22 102000	0.00 0 0	0.00 0 0	0.00 0 0	0.00 0 0	0.00 0 0	1.60 8 32800	0.00 0 0	0.00 0 0	0.00 0 4000
		Hui	1.40 30 45000	2.40 102 540600	0.00 0 0	0.00 0 0	0.00 0 0	0.00 0 0	0.00 0 0	11.20 81 321000	0.00 0 0	0.00 0 0	0.00 0 18000
		Balali	0.60 10 16200	0.00 0 0	0.00 0 0	0.60 55 35400	0.00 0 0	0.00 0 0	0.00 0 0	0.00 0 0	0.00 0 0	0.00 0 0	0.00 0 0
		Jhaujjhu Khurad	3.00 60 117000	4.00 37 188700	0.00 0 0	0.00 0 0	0.00 0 0	0.00 0 0	0.00 0 0	0.40 4 15600	0.20 2 9000	0.00 0 0	0.00 0 0

			Bajra	Cotton (American)	Cotton (Desi)	Green Fodder	Jawar	Maize	Oilseeds (Rape Mustard)	&	Other Crops	Other Pulses	Paddy	Stalks
Western	Fatehabad	Chobara	0.00 0 0	0.50 15 64500	0.00 0 0	0.10 50 12100	0.00 0 0	0.00 0 0	0.00 0 0		0.00 0 0	0.00 0 0	0.00 0 0	0.00 0 0
		Bhoda Hashnak	0.00 0 0	1.00 24 136800	0.00 0 0	0.60 115 35750	0.00 0 0	0.00 0 0	0.00 0 0		0.00 0 0	0.00 0 0	0.00 0 0	0.00 0 0
		Myond Kalan	0.00 0 0	0.00 0 0	0.00 0 0	0.10 50 22200	0.00 0 0	0.00 0 0	0.00 0 0		0.00 0 0	0.00 0 0	1.70 89 293300	0.00 0 12000
		Bejalpur	0.00 0 0	0.60 10 49100	0.00 0 0	0.00 0 0	0.00 0 0	0.00 0 0	0.00 0 0		0.00 0 0	0.00 0 0	1.20 66 129200	0.00 0 6000
		Khabara Kalan	0.00 0 0	1.20 24 154400	0.00 0 0	0.10 50 12000	0.00 0 0	0.00 0 0	0.00 0 0		0.50 7 320500	0.00 0 0	0.00 0 0	0.00 0 18000
		Chindar	0.00 0 0	1.20 17 908600	0.00 0 0	0.20 50 16500	0.00 0 0	0.00 0 0	0.00 0 0		0.60 10 20800	0.00 0 0	0.00 0 0	0.00 0 1800
		Pili Mandori	0.00 0 0	1.20 33 192800	0.00 0 0	0.20 110 26600	0.00 0 0	0.00 0 0	0.00 0 0		1.40 18 40600	0.00 0 0	0.00 0 0	0.00 0 5500
		Saniyana	0.00 0 0	0.80 22 124242	0.00 0 0	0.20 0 9250	0.20 150 38250	0.00 0 0	0.00 0 0		0.00 0 0	0.00 0 0	2.80 140 532600	0.00 0 1600
		Ratangarh	0.00 0 0	0.00 0 0	0.00 0 0	0.20 121 24140	0.00 0 0	0.00 0 0	0.00 0 0		0.00 0 0	0.00 0 0	4.60 572 2005520	0.00 0 32000
		Jamalpur Sekha	0.00 0 0	1.60 28 135620	0.00 0 0	0.00 0 0	0.40 0 0	0.00 0 0	0.00 0 0		0.00 0 0	0.00 0 0	6.00 462 824400	0.00 0 38000
		Diwana	0.00 0 0	0.00 0 0	0.00 0 0	0.40 210 42000	0.40 0 0	0.00 0 0	0.00 0 0		0.00 0 0	0.00 0 0	12.80 4812 3352240	0.00 0 72000
		Chimmo	0.00 0 0	0.00 0 0	0.00 0 0	0.20 165 31350	0.00 0 0	0.00 0 0	0.00 0 0		0.00 0 0	0.00 0 0	3.80 288 509760	0.00 0 0
		Nagpur	0.00 0 0	1.30 22 118800	0.00 0 0	0.10 50 6200	0.00 0 0	0.00 0 0	0.00 0 0		0.00 0 0	0.00 0 0	0.00 0 0	0.00 0 0

			Bajra	Cotton (American)	Cotton (Desi)	Green Fodder	Jawar	Maize	Oilseeds (Rape & Mustard)	Other Crops	Other Pulses	Paddy	Stalks
Western	Fatehabad	Hadoli	0.00	0.50	0.00	0.10	0.00	0.00	0.00	0.00	0.00	0.80	0.00
			0	8	0	55	0	0	0	0	0	48	0
			0	41000	0	12700	0	0	0	0	0	81600	0
Western	Hisar	Kabrel	0.0	0.20	0.0	0.10	0.0	0.0	0.0	0.50	0.0	0.0	0.00
			0	4	0	50	0	0	0	8	0	0	0
			0	21200	0	12300	0	0	0	15600	0	0	1200
		Shikarpur	0.00	1.00	0.00	0.20	0.00	0.00	0.00	0.00	0.00	0.00	0.00
			0	16	0	180	0	0	0	0	0	0	0
			0	83200	0	28000	0	0	0	0	0	0	0
		Sarsod	0.00	0.80	0.00	0.20	0.20	0.00	0.00	0.00	0.40	0.00	0.00
			0	19	0	60	0	0	0	0	9	0	0
			0	103500	0	14500	0	0	0	0	14540	0	2000
		Bidhmnda	0.00	0.00	0.00	0.00	0.00	0.00	0.00	0.00	0.00	1.60	0.00
			0	0	0	0	0	0	0	0	0	77	0
			0	0	0	0	0	0	0	0	0	368220	12000
		Narnaund	0.00	0.00	0.00	0.60	0.00	0.00	0.00	0.00	0.00	1.00	0.00
			0	0	0	85	0	0	0	0	0	60	0
			0	0	0	26700	0	0	0	0	0	197700	8000
		Bhiwani khera	0.00	1.00	0.00	0.00	0.00	0.00	0.00	0.40	0.00	0.00	0.00
			0	25	0	0	0	0	0	18	0	0	0
			0	153700	0	0	0	0	0	51340	0	0	5600
		Rakhi Khas	0.00	0.40	0.00	0.40	0.00	0.00	0.00	0.10	0.00	1.00	0.00
			0	22	0	200	0	0	0	3	0	37	0
			0	33600	0	26500	0	0	0	6600	0	77600	3600
		Bichhpari	0.60	0.80	0.00	0.40	0.00	0.00	0.00	0.00	0.00	0.00	0.00
			20	25	0	252	0	0	0	0	0	0	0
			20500	78950	0	24600	0	0	0	0	0	0	5000
		Data	0.00	0.40	0.00	0.00	0.00	0.00	0.00	1.40	0.00	0.00	0.00
			0	15	0	0	0	0	0	26	0	0	0
			0	56800	0	0	0	0	0	34500	0	0	0
		Landhari	0.00	1.60	0.00	0.00	0.00	0.00	0.00	0.00	0.00	0.00	0.00
			0	26	0	0	0	0	0	0	0	0	0
			0	186000	0	0	0	0	0	0	0	0	2000
		Gadi	0.40	1.00	0.00	0.40	0.00	0.00	0.00	0.00	0.00	0.00	0.00
			8	20	0	160	0	0	0	0	0	0	0
			9400	112500	0	20100	0	0	0	0	0	0	5000

			Bajra	Cotton (American)	Cotton (Desi)	Green Fodder	Jawar	Maize	Oilseeds (Rape & Mustard)	Other Crops	Other Pulses	Paddy	Stalks
Western	Hisar	Pabra	0.00 0 0	2.40 35 201400	0.00 0 0	0.00 0 0	0.00 0 0	0.00 0 0	0.00 0 0	0.00 0 0	0.00 0 0	0.40 30 92000	0.00 0 0
		Ghirai	0.00 0 0	0.00 0 0	0.00 0 0	0.20 100 22000	0.00 0 0	0.00 0 0	0.00 0 0	0.00 0 0	0.00 0 0	2.60 122 455600	0.00 0 12500
		Rawalwas Khurd	0.00 0 0	0.60 19 63300	0.00 0 0	0.00 0 0	0.00 0 0	0.00 0 0	0.00 0 0	2.40 22 92400	0.00 0 0	0.00 0 0	0.00 0 9000
		Balawas	0.20 5 10400	0.80 16 83200	0.00 0 0	1.00 350 46000	0.00 0 0	0.00 0 0	0.00 0 0	2.00 36 145600	0.00 0 0	0.00 0 0	0.00 0 6000
		Siswal	0.00 0 0	2.00 60 331100	0.00 0 0	0.40 250 35200	0.00 0 0	0.00 0 0	0.00 0 0	0.00 0 0	0.00 0 0	0.00 0 0	0.00 0 4400
		Sorkhi	0.00 0 0	1.40 20 133000	0.00 0 0	1.00 260 47000	0.00 0 0	0.00 0 0	0.00 0 0	0.00 0 0	0.00 0 0	3.20 86 296700	0.00 0 10700
		Chikanwas	0.00 0 0	2.00 40 214400	0.00 0 0	0.20 160 17600	0.00 0 0	0.00 0 0	0.00 0 0	2.60 38 104200	0.80 9 25890	0.00 0 0	0.00 0 9000
	Sirsa	Sahuwala	0.00 0 0	0.80 24 125430	0.00 0 0	0.00 0 0	0.00 0 0	0.00 0 0	0.00 0 0	0.00 0 0	0.00 0 0	0.00 0 0	0.00 0 3000
		Umed pura	0.00 0 0	0.60 17 87740	0.00 0 0	0.20 20 6200	0.00 0 0	0.00 0 0	0.00 0 0	0.00 0 0	0.00 0 0	0.00 0 0	0.00 0 0
		Abholi	0.00 0 0	0.00 0 0	0.00 0 0	0.00 0 0	0.00 0 0	0.00 0 0	0.00 0 0	0.00 0 0	0.00 0 0	1.00 45 212200	0.00 0 6000
		Jamal	0.00 0 0	1.10 28 150612	0.00 0 0	0.10 20 4100	0.00 0 0	0.00 0 0	0.00 0 0	0.00 0 0	0.00 0 0	0.00 0 0	0.00 0 4000

			Bajra	Cotton (American)	Cotton (Desi)	Green Fodder	Jawar	Maize	Oilseeds (Rape & Mustard)	Other Crops	Other Pulses	Paddy	Stalks
Western	Sirsa		Ottu	0.00	0.00	0.00	0.00	0.00	0.00	0.00	0.00	1.40	0.00
				0	0	0	0	0	0	0	0	94	0
				0	0	0	0	0	0	0	0	250720	6000
			Malekan	0.00	0.00	0.00	0.00	0.00	0.00	0.00	0.00	1.20	0.00
				0	0	0	0	0	0	0	0	77	0
				0	0	0	0	0	0	0	0	264650	3510
			Panihari	0.00	0.40	0.00	0.00	0.00	0.00	0.00	0.00	1.00	0.00
				0	18	0	0	0	0	0	0	58	0
				0	77538	0	0	0	0	0	0	175550	2500
			Bhawdin	0.00	0.00	0.00	0.20	0.00	0.00	0.00	0.00	2.00	0.00
				0	0	0	67	0	0	0	0	122	0
				0	0	0	22400	0	0	0	0	306600	5000
			Sanvat Khera	0.00	1.40	0.00	0.10	0.00	0.00	0.00	0.10	0.00	0.00
				0	38	0	50	0	0	0	8	0	0
				0	187750	0	13200	0	0	31200	0	0	3000
			Jalalana	0.00	0.00	0.00	0.10	0.00	0.00	0.00	1.50	0.00	0.00
				0	0	0	50	0	0	0	45	0	0
				0	0	0	10300	0	0	121000	0	0	5000
			Ding	0.00	1.00	0.00	0.00	0.00	0.00	1.00	0.00	0.00	0.00
				0	28	0	0	0	0	22	0	0	0
				0	143210	0	0	0	0	48672	0	0	8275
			Odhan	0.00	1.00	0.00	0.00	0.00	0.00	1.80	0.00	0.00	0.00
				0	48	0	0	0	0	33	0	0	0
				0	265530	0	0	0	0	47850	0	0	6000
			Alikan	3.00	0.00	0.00	0.20	0.00	0.00	0.00	0.00	0.00	0.00
				33	0	0	50	0	0	0	0	0	0
				433400	0	0	15620	0	0	0	0	0	5000
			Jhorad Rohi	3.00	2.00	0.00	0.00	0.00	0.00	0.00	0.00	1.00	0.00
				21	68	0	0	0	0	0	0	110	0
				225500	408200	0	0	0	0	0	0	475200	4000

## **APPENDIX- II-B**

### **Cropped area, yield and its value of crops sown on Unirrigated Land (Kharif) 2020-21**

(Area in hecsts., Yield in Qtls., Value in ₹)

Zone	District	Holdings	Bajra	Cotton (American)	Green Fodder	Jawar	Maize	Other Crops	Other Pulses	Paddy	Stalks
Central	Jhajjar	Chhara	0.00 0 0	0.00 0 0	0.00 0 0	0.00 0 0	0.00 0 0	2.40 2500 19500	0.00 0 0	0.00 0 0	0.00 0 0
		Chhinouli	0.00 0 0	0.00 0 0	0.40 300 31000	0.00 0 0	0.00 0 0	0.00 0 0	0.00 0 0	0.00 0 0	0.00 0 0
		Lakhan Majra	0.00 0 0	0.00 0 0	0.40 300 19000	0.00 0 0	0.00 0 0	0.00 0 0	0.00 0 0	0.00 0 0	0.00 0 0
	Rohtak	Lahali	0.00 0 0	0.00 0 0	0.40 350 25000	0.00 0 0	0.00 0 0	0.00 0 0	0.00 0 0	0.00 0 0	0.00 0 0
		Bhali	0.00 0 0	0.00 0 0	0.60 350 20000	0.00 0 0	0.00 0 0	0.00 0 0	0.00 0 0	0.00 0 0	0.00 0 0
		Anandpur	0.00 0 0	0.00 0 0	0.00 0 0	0.00 0 0	0.00 0 0	1.20 2000 22500	0.00 0 0	0.00 0 0	0.00 0 0
		Dator	0.00 0 0	0.00 0 0	0.00 0 0	0.00 0 0	0.00 0 0	0.00 0 0	0.00 0 0	0.00 0 0	0.00 0 0
		Makroli	0.00 0 0	0.00 0 0	0.00 0 0	0.00 0 0	0.00 0 0	0.60 1800 20500	0.00 0 0	0.00 0 0	0.00 0 0
		Makroli	0.00 0 0	0.00 0 0	0.00 0 0	0.00 0 0	0.00 0 0	0.00 0 0	0.00 0 0	0.00 0 0	0.00 0 0



		Makroli	0.00 0 0	0.00 0 0	0.00 0 0	0.00 0 0	0.00 0 0	0.00 0 0	0.00 0 0	0.00 0 0	0.00 0 0
		Silana	0.00 0 0	0.00 0 0	0.40 350 26000	0.00 0 0	0.00 0 0	0.60 1800 20500	0.00 0 0	0.00 0 0	0.00 0 0
Northern	Ambala	Badagarh	0.00 0 0	0.00 0 0	0.00 0 0	0.00 0 0	0.00 0 0	0.00 0 0	0.00 0 0	0.00 0 0	0.00 0 0
		Fazailpur	0.00 0 0	0.00 0 0	1.20 120 20000	0.00 0 0	0.00 0 0	0.00 0 0	0.00 0 0	0.00 0 0	0.00 0 0
		Badagarh	0.00 0 0	0.00 0 0	0.80 200 26000	0.00 0 0	0.00 0 0	0.00 0 0	0.00 0 0	0.00 0 0	0.00 0 0

			Bajra	Cotton (American)	Green Fodder	Jawar	Maize	Other Crops	Other Pulses	Paddy	Stalks
Northern	Panchkula	Morni	0.00	0.00	0.30	0.00	0.00	0.60	0.00	0.00	0.00
			0	0	22	0	0	200	0	0	0
			0	0	7500	0	0	26350	0	0	0
		Bhuri	0.00	0.00	0.80	0.00	0.00	0.80	0.00	0.00	0.00
			0	0	250	0	0	35	0	0	0
			0	0	25600	0	0	42578	0	0	2000
Southern	Gurugram	Jamalpur	0.00	0.20	0.00	0.00	0.00	0.00	0.00	0.00	0.00
			0	130	0	0	0	0	0	0	0
			0	28600	0	0	0	0	0	0	0
	Mahendergarh	Chhilaro	0.00	0.00	0.00	0.00	0.00	0.80	0.00	0.00	0.00
			0	0	0	0	0	42	0	0	0
			0	0	0	0	0	65800	0	0	0
		Pwera	0.00	0.00	0.00	0.00	0.00	1.20	0.00	0.00	0.00
			0	0	0	0	0	45	0	0	0
			0	0	0	0	0	45600	0	0	0
		Bhungarka	0.00	0.00	0.00	0.00	0.00	1.00	0.00	0.00	0.00
			0	0	0	0	0	20	0	0	0
			0	0	0	0	0	60890	0	0	13885
		Satnali	0.00	0.00	0.00	0.00	0.00	1.60	0.00	0.00	0.00
			0	0	0	0	0	48	0	0	0
			0	0	0	0	0	36500	0	0	0
		Balaha Kala	0.60	0.00	0.20	0.00	0.00	0.40	0.00	0.00	0.00
			15	0	30	0	0	40	0	0	0
			32000	0	10000	0	0	45200	0	0	86400
	Nuh	Tai	0.00	0.00	0.00	0.00	0.00	0.40	0.00	0.00	0.00
			0	0	0	0	0	35	0	0	0
			0	0	0	0	0	56400	0	0	0
		Nagal Sahpur	0.00	0.00	0.40	0.00	0.00	0.40	0.00	0.00	0.00
			0	0	150	0	0	41	0	0	0
			0	0	32000	0	0	43250	0	0	0
		Sangel	0.00	0.00	1.00	0.00	0.00	1.40	0.00	0.00	0.00
			0	0	180	0	0	40	0	0	0
			0	0	22000	0	0	55600	0	0	0
		Kherli Nuh	0.00	0.00	0.00	0.00	0.00	0.00	0.00	0.00	0.00
			0	0	0	0	0	0	0	0	30
			0	0	0	0	0	0	0	0	91000

			Bajra	Cotton (American)	Green Fodder	Jawar	Maize	Other Crops	Other Pulses	Paddy	Stalks
Western	Bhiwani	Dinod	0.00	0.00	0.00	0.00	0.00	1.60	0.00	0.00	0.00
			0	0	0	0	0	46	0	0	0
			0	0	0	0	0	59200	0	0	0
		Sungarpur	0.00	0.00	0.00	0.00	0.00	0.00	0.00	0.00	0.00
			0	0	0	0	0	0	0	0	0
			0	0	0	0	0	0	0	0	0
		Ghanghala	0.00	0.00	0.80	0.00	0.00	0.60	0.00	0.00	0.00
			0	0	200	0	0	18	0	0	0
			0	0	48000	0	0	35600	0	0	0
		Jita Khera	0.00	0.00	1.00	0.00	0.00	1.10	0.00	0.00	0.00
			0	0	250	0	0	42	0	0	0
			0	0	46000	0	0	62000	0	0	0
	Hisar	Tosham	0.00	0.00	1.00	0.00	0.00	2.60	0.00	0.00	0.00
			0	0	260	0	0	43	0	0	0
			0	0	48000	0	0	68000	0	0	0
		Balawas	0.00	2.00	0.00	0.00	0.00	3.00	0.00	0.00	0.00
			0	300	0	0	0	48	0	0	0
			0	52000	0	0	0	76500	0	0	0
		Chikanwas	0.00	0.00	1.00	0.00	0.00	2.80	0.00	0.00	0.00
			0	0	220	0	0	55	0	0	0
			0	0	35000	0	0	52600	0	0	0
		Moda Khera	0.00	0.00	0.00	0.00	0.00	0.00	0.00	0.00	0.00
			0	0	0	0	0	0	0	0	0
			0	0	0	0	0	0	0	0	0
		Kabrel	0.00	0.00	0.40	0.00	0.00	0.00	0.00	0.00	0.00
			0	0	310	0	0	0	0	0	0
			0	0	52400	0	0	0	0	0	0

## APPENDIX- III- A

### Cropped area, yield and its value of crops sown on Irrigated Land (Rabi) 2020-21

(Area in hecsts., Yield in Qtls., Value in ₹)

Zone	District	Holdings	Barley (Bhusa)	Barley (Grain)	Gram (Bhusa)	Gram (Grain)	Green Fodder	Oilseeds (Rape & Mustard)	Other Crops	Other Pulses	Paddy	Sugarcane	Wheat (Bhusa)	Wheat (Grain)
Central	Jhajjar	Badsa	0.00 0 0	0.00 0 0	0.00 0 0	0.00 0 0	0.00 0 0	0.00 0 0	0.00 0 0	0.00 0 0	0.00 0 0	0.00 0 0	0.00 60 29500	1.20 56 124695
		Nurakhera	0.00 0 0	0.00 0 0	0.00 0 0	0.00 0 0	0.00 0 0	1.60 45 189100	0.00 0 0	0.00 0 0	0.00 0 0	0.00 0 0	0.00 40 41500	2.00 38 118045
		Guda	0.00 0 0	0.00 0 0	0.00 0 0	0.00 0 0	0.00 0 0	0.00 0 0	0.00 0 0	0.00 0 0	0.00 0 0	0.00 0 0	0.00 40 18200	1.20 36 68060
		Matanhel	0.00 0 0	0.00 0 0	0.00 0 0	0.00 0 0	0.00 0 0	0.00 0 0	0.00 0 0	0.00 0 0	0.00 0 0	0.00 0 0	0.00 40 19500	1.20 39 71565
		Majara D	0.00 0 0	0.00 0 0	0.00 0 0	0.00 0 0	0.00 0 0	0.00 0 0	0.00 0 0	0.00 0 0	0.00 0 0	0.00 0 0	0.00 72 28700	1.60 66 180761
		Hamayupur	0.00 0 0	0.00 0 0	0.00 0 0	0.00 0 0	0.00 0 0	0.40 15 42200	0.00 0 0	0.00 0 0	0.00 0 0	0.00 0 0	0.00 40 12600	1.60 35 48575
		Mandothi	0.00 0 0	0.00 0 0	0.00 0 0	0.00 0 0	0.00 0 0	0.00 0 0	0.00 0 0	0.00 0 0	0.00 0 0	0.00 0 0	0.00 180 76500	3.20 160 285050
		Machhroli	0.00 0 0	0.00 0 0	0.00 0 0	0.00 0 0	0.00 0 0	1.20 28 118000	0.00 0 0	0.00 0 0	0.00 0 0	0.00 0 0	0.00 100 52000	2.40 85 193700
		Khudan	0.00 0 0	0.00 0 0	0.00 0 0	0.00 0 0	0.00 0 0	0.00 0 0	0.00 0 0	0.00 0 0	0.00 0 0	0.00 0 0	0.00 48 24600	1.20 48 88180
		M P Majara	0.00 0 0	0.00 0 0	0.00 0 0	0.00 0 0	0.00 0 0	0.00 0 0	0.00 0 0	0.00 0 0	0.00 0 0	0.00 0 0	0.00 170 85600	4.80 186 342310

			Barley (Bhusa)	Barley (Grain)	Gram (Bhusa)	Gram (Grain)	Green Fodder	Oilseeds (Rape & Mustard)	Other Crops	Other Pulses	Paddy	Sugarcane	Wheat (Bhusa)	Wheat (Grain)
Central	Jhajjar	Chhara	0.00 0 0	0.00 0 0	0.00 0 0	0.00 0 0	0.00 0 0	0.00 0 0	0.00 0 0	0.00 0 0	0.00 0 0	0.00 0 0	0.00 260 135000	5.60 360 480410
		Chandpur	0.00 0 0	0.00 0 0	0.00 0 0	0.00 0 0	0.00 0 0	2.00 45 176100	0.00 0 0	0.00 0 0	0.00 0 0	0.00 0 0	0.00 3400 168500	8.00 430 607200
		Manoharpur	0.00 0 0	0.00 0 0	0.00 0 0	0.00 0 0	0.00 0 0	0.00 0 0	0.00 0 0	0.00 0 0	0.00 0 0	0.00 0 0	0.00 42 6890	1.30 35 169230
		Ujhana	0.00 0 0	0.00 0 0	0.00 0 0	0.00 0 0	0.20 65 11000	0.00 0 0	0.00 0 0	0.00 0 0	0.00 0 0	0.00 0 0	0.00 36 12500	0.80 56 102400
	Jind	Doomarkhakalan	0.00 0 0	0.00 0 0	0.00 0 0	0.00 0 0	0.00 0 0	0.00 0 0	0.00 0 0	0.00 0 0	0.00 0 0	0.00 0 0	0.00 45 8780	1.00 41 184075
		Dakal	0.00 0 0	0.00 0 0	0.00 0 0	0.00 0 0	0.00 0 0	0.00 0 0	0.00 0 0	0.00 0 0	0.00 0 0	0.00 0 0	0.00 39 12800	1.20 31 286010
		Singapura	0.00 0 0	0.00 0 0	0.00 0 0	0.00 0 0	0.00 0 0	0.00 0 0	0.00 0 0	0.00 0 0	0.00 0 0	0.00 0 0	0.00 39 3890	1.40 51 92800
		Naguran	0.00 0 0	0.00 0 0	0.00 0 0	0.00 0 0	0.20 98 21030	0.00 0 0	0.00 0 0	0.00 0 0	0.00 0 0	0.00 0 0	0.00 42 17800	1.40 56 1208900
		Safidon	0.00 0 0	0.00 0 0	0.00 0 0	0.00 0 0	0.20 55 18670	0.00 0 0	0.00 0 0	0.00 0 0	0.00 0 0	0.00 0 0	0.00 65 26800	1.00 59 76890
		Khatkhar	0.00 0 0	0.00 0 0	0.00 0 0	0.00 0 0	0.00 0 0	0.00 0 0	0.00 0 0	0.00 0 0	0.00 0 0	0.00 0 0	0.00 84 38600	2.80 166 334800
		Lajwana Kala	0.00 0 0	0.00 0 0	0.00 0 0	0.00 0 0	0.10 65 12000	0.00 0 0	0.00 0 0	0.00 0 0	0.00 0 0	0.00 0 0	0.00 92 8500	2.00 120 189000
		Julana	0.00 0 0	0.00 0 0	0.00 0 0	0.00 0 0	0.10 76 16200	0.00 0 0	0.00 0 0	0.00 0 0	0.00 0 0	0.00 0 0	0.00 520 46900	4.00 120 370900
		Khanda	0.00 0 0	0.00 0 0	0.00 0 0	0.00 0 0	0.20 156 25400	0.00 0 0	0.00 0 0	0.00 0 0	0.00 0 0	0.00 0 0	0.00 186 80200	6.20 165 509020

			Barley (Bhusa)	Barley (Grain)	Gram (Bhusa)	Gram (Grain)	Green Fodder	Oilseeds (Rape & Mustard)	Other Crops	Other Pulses	Paddy	Sugarcane	Wheat (Bhusa)	Wheat (Grain)
Central	Jind	Rajpura Bhain	0.00 0 0	0.00 0 0	0.00 0 0	0.00 0 0	0.40 170 45000	0.00 0 0	0.00 0 0	0.00 0 0	0.00 0 0	2.40 2155 696600	0.00 300 140800	8.80 445 705600
		Pillu Khrera	0.00 0 0	0.00 0 0	0.00 0 0	0.00 0 0	0.40 180 43500	7.90 65 506900	0.00 0 0	0.00 0 0	0.00 0 0	0.00 0 0	0.00 240 83600	8.00 225 706720
		Bhambhewa	0.00 0 0	0.00 0 0	0.00 0 0	0.00 0 0	0.00 0 0	0.00 0 0	0.00 0 0	0.00 0 0	0.00 0 0	0.00 0 0	0.00 20 4000	0.60 17 30440
		Blerkha	0.00 0 0	0.00 0 0	0.00 0 0	0.00 0 0	0.10 55 12000	0.00 0 0	0.00 0 0	0.00 0 0	0.00 0 0	0.00 0 0	0.00 60 24800	1.80 120 212600
		Bhana Brahmnana	0.00 0 0	0.00 0 0	0.00 0 0	0.00 0 0	0.00 0 0	0.00 0 0	0.00 0 0	0.00 0 0	0.00 0 0	0.00 0 0	0.00 55 23500	1.60 65 153086
	Kaithal	Sherda	0.00 0 0	0.00 0 0	0.00 0 0	0.00 0 0	0.20 110 26230	0.00 0 0	0.00 0 0	0.00 0 0	0.00 0 0	0.00 0 0	0.00 85 42082	2.80 82 302023
		Kathwda	0.00 0 0	0.00 0 0	0.00 0 0	0.00 0 0	0.20 130 19875	0.00 0 0	0.00 0 0	0.00 0 0	0.00 0 0	0.00 0 0	0.00 40 12500	0.60 35 55800
		Rawanhera	0.00 0 0	0.00 0 0	0.00 0 0	0.00 0 0	0.20 105 20600	0.00 0 0	0.00 0 0	0.00 0 0	0.00 0 0	0.00 0 0	0.00 80 40920	1.40 72 156286
		Atela	0.00 0 0	0.00 0 0	0.00 0 0	0.00 0 0	0.20 115 20800	0.00 0 0	0.00 0 0	0.00 0 0	0.00 0 0	0.00 0 0	0.00 56 16200	1.00 50 89460
		Bhagal	0.00 0 0	0.00 0 0	0.00 0 0	0.00 0 0	0.20 180 22400	0.00 0 0	0.00 0 0	0.00 0 0	0.00 0 0	0.00 0 0	0.00 80 45620	2.60 105 238420
		Kalayat	0.00 0 0	0.00 0 0	0.00 0 0	0.00 0 0	0.20 240 26000	0.00 0 0	0.00 0 0	0.00 0 0	0.00 0 0	0.00 0 0	0.00 72 30900	1.40 65 90120
		Karora	0.00 0 0	0.00 0 0	0.00 0 0	0.00 0 0	0.20 120 19500	0.00 0 0	0.00 0 0	0.00 0 0	0.00 0 0	0.00 0 0	0.00 185 46500	3.60 86 28900
		Pabnawa	0.00 0 0	0.00 0 0	0.00 0 0	0.00 0 0	0.20 120 18900	0.00 0 0	0.00 0 0	0.00 0 0	0.00 0 0	0.00 0 0	0.00 100 64700	2.20 155 20800

			Barley (Bhusa)	Barley (Grain)	Gram (Bhusa)	Gram (Grain)	Green Fodder	Oilseeds (Rape & Mustard)	Other Crops	Other Pulses	Paddy	Sugarcane	Wheat (Bhusa)	Wheat (Grain)
Central	Kaithal	Hajwana	0.00 0 0	0.00 0 0	0.00 0 0	0.00 0 0	0.20 150 17500	0.00 0 0	0.00 0 0	0.00 0 0	0.00 0 0	0.00 0 0	0.00 45 30250	1.00 25 42860
		Kichchhana	0.00 0 0	0.00 0 0	0.00 0 0	0.00 0 0	0.20 150 17500	0.00 0 0	0.00 0 0	0.00 0 0	0.00 0 0	0.00 0 0	0.00 100 26920	2.80 85 260040
		Haripura	0.00 0 0	0.00 0 0	0.00 0 0	0.00 0 0	0.40 255 36800	0.00 0 0	0.00 0 0	0.00 0 0	0.00 0 0	0.00 0 0	0.00 120 28900	3.20 165 294900
		Kheri Gulam Ali	0.00 0 0	0.00 0 0	0.00 0 0	0.00 0 0	0.40 185 38900	0.00 0 0	0.00 0 0	0.00 0 0	0.00 0 0	0.00 0 0	0.00 160 22060	3.60 158 324320
		Dandota	0.00 0 0	0.00 0 0	0.00 0 0	0.00 0 0	0.40 272 42560	0.00 0 0	0.00 0 0	0.00 0 0	0.00 0 0	0.00 0 0	0.00 146 40940	7.60 255 680375
		Kheri Sheru	0.00 0 0	0.00 0 0	0.00 0 0	0.00 0 0	0.40 290 39100	0.00 0 0	0.00 0 0	0.00 0 0	0.00 0 0	0.00 0 0	0.00 200 80310	10.00 250 726020
	Rohtak	Kheri Sampla	0.00 0 0	0.00 0 0	0.00 0 0	0.00 0 0	0.00 0 0	0.00 0 0	0.00 0 0	0.00 0 0	0.00 0 0	0.00 0 0	0.00 90 26500	1.00 55 89290
		Titoli	0.00 0 0	0.00 0 0	0.00 0 0	0.00 0 0	0.00 0 0	0.00 0 0	0.00 0 0	0.00 0 0	0.00 0 0	0.00 0 0	0.00 75 42000	1.20 65 134000
		Bhalot	0.00 0 0	0.00 0 0	0.00 0 0	0.00 0 0	0.00 0 0	0.00 0 0	0.00 0 0	0.00 0 0	0.00 0 0	0.00 0 0	0.00 42 28560	0.80 30 123600
		Lakhan Majra	0.00 0 0	0.00 0 0	0.00 0 0	0.00 0 0	0.00 0 0	0.00 0 0	0.00 0 0	0.00 0 0	0.00 0 0	0.00 0 0	0.00 100 85900	1.60 86 38500
		Makdoli	0.00 0 0	0.00 0 0	0.00 0 0	0.00 0 0	0.00 0 0	0.00 0 0	0.00 0 0	0.00 0 0	0.00 0 0	0.00 0 0	0.00 10 46600	1.80 95 190200
		Lahali	0.00 0 0	0.00 0 0	0.00 0 0	0.00 0 0	0.40 55 15600	0.00 0 0	0.00 0 0	0.00 0 0	0.00 0 0	0.00 0 0	0.00 100 38500	1.60 118 450095
		Bhali Anandpur	0.00 0 0	0.00 0 0	0.00 0 0	0.00 0 0	0.00 0 0	0.00 0 0	0.00 0 0	0.00 0 0	0.00 0 0	0.00 0 0	0.00 155 89900	3.20 135 366500

			Barley (Bhusa)	Barley (Grain)	Gram (Bhusa)	Gram (Grain)	Green Fodder	Oilseeds (Rape & Mustard)	Other Crops	Other Pulses	Paddy	Sugarcane	Wheat (Bhusa)	Wheat (Grain)
Central	Sonipat	Dator	0.00 0 0	0.00 0 0	0.00 0 0	0.00 0 0	0.00 0 0	0.00 0 0	0.00 0 0	0.00 0 0	0.00 0 0	0.80 3030 30490	0.00 100 22500	2.00 90 180250
		Madina	0.00 0 0	0.00 0 0	0.00 0 0	0.00 0 0	0.00 0 0	0.00 0 0	0.00 0 0	0.00 0 0	0.00 0 0	4.40 4012 1587000	0.00 150 56000	4.00 110 345560
		Mokhara	0.00 0 0	0.00 0 0	0.00 0 0	0.00 0 0	0.00 0 0	0.00 0 0	0.00 0 0	0.00 0 0	0.00 0 0	4.80 3812 1382600	0.00 200 186000	5.20 145 502750
		Rabra	0.00 0 0	0.00 0 0	0.00 0 0	0.00 0 0	0.00 0 0	0.00 0 0	0.00 0 0	0.00 0 0	0.00 0 0	0.00 0 0	0.00 40 25480	0.80 35 80940
		Panchi jattan	0.00 0 0	0.00 0 0	0.00 0 0	0.00 0 0	0.00 0 0	0.00 0 0	0.00 0 0	0.00 0 0	0.00 0 0	0.00 0 0	0.00 41 31200	1.00 35 45945
		Guhna	0.00 0 0	0.00 0 0	0.00 0 0	0.00 0 0	0.00 0 0	0.00 0 0	0.00 0 0	0.00 0 0	0.00 0 0	0.00 0 0	0.00 35 25500	0.92 25 83850
		Ahulana	0.00 0 0	0.00 0 0	0.00 0 0	0.00 0 0	0.00 0 0	0.00 0 0	0.00 0 0	0.00 0 0	0.00 0 0	0.00 0 0	0.00 35 24500	1.00 26 55255
		Tihar Malik	0.00 0 0	0.00 0 0	0.00 0 0	0.00 0 0	0.00 0 0	0.00 0 0	0.00 0 0	0.00 0 0	0.00 0 0	0.00 0 0	0.00 50 34600	1.20 42 65050
		Murthal	0.00 0 0	0.00 0 0	0.00 0 0	0.00 0 0	0.00 0 0	0.00 0 0	0.00 0 0	0.00 0 0	0.00 0 0	0.00 0 0	0.00 60 16500	1.20 55 138600
		Purkhas	0.00 0 0	0.00 0 0	0.00 0 0	0.00 0 0	0.00 0 0	0.00 0 0	0.00 0 0	0.00 0 0	0.00 0 0	0.00 0 0	0.00 49 24300	1.20 48 125005
		Khewra	0.00 0 0	0.00 0 0	0.00 0 0	0.00 0 0	0.00 0 0	0.00 0 0	0.00 0 0	0.00 0 0	0.00 0 0	0.00 0 0	0.00 60 43600	1.40 56 128450
		Khathura	0.00 0 0	0.00 0 0	0.00 0 0	0.00 0 0	0.00 0 0	0.00 0 0	0.00 0 0	0.00 0 0	0.00 0 0	0.00 0 0	0.00 66 35900	1.40 65 90856
		Chhinauli	0.00 0 0	0.00 0 0	0.00 0 0	0.00 0 0	0.00 0 0	0.00 0 0	0.00 0 0	0.00 0 0	0.00 0 0	0.00 0 0	0.00 50 36500	0.80 46 136805
		Hasanpur	0.00 0 0	0.00 0 0	0.00 0 0	0.00 0 0	0.00 0 0	0.00 0 0	0.00 0 0	0.00 0 0	0.00 0 0	0.00 0 0	0.00 80 46000	1.60 41 100800
		Silana	0.00 0 0	0.00 0 0	0.00 0 0	0.00 0 0	0.00 0 0	0.00 0 0	0.00 0 0	0.00 0 0	0.00 0 0	0.00 0 0	0.00 32 20600	1.00 26 42590



			Barley (Bhusa)	Barley (Grain)	Gram (Bhusa)	Gram (Grain)	Green Fodder	Oilseeds (Rape & Mustard)	Other Crops	Other Pulses	Paddy	Sugarcane	Wheat (Bhusa)	Wheat (Grain)
Central	Sonipat	Nuran Khera	0.00	0.00	0.00	0.00	0.20	0.00	0.00	0.00	0.00	0.00	0.00	3.40
			0	0	0	0	100	0	0	0	0	0	85	175
			0	0	0	0	25000	0	0	0	0	0	91600	120560
		Mohana	0.00	0.00	0.00	0.00	0.00	0.00	0.00	0.00	0.00	0.00	0.00	3.60
				0	0	0	0	0	0	0	0	0	100	82
				0	0	0	0	0	0	0	0	0	76000	165050
		Ishapur Kheri	0.00	0.00	0.00	0.00	3.40	0.00	0.00	0.00	0.00	0.00	0.00	6.60
			0	0	0	0	550	0	0	0	0	0	300	186
			0	0	0	0	125200	0	0	0	0	0	204000	767820
		Jhundpur	0.00	0.00	0.00	0.00	0.00	0.00	0.00	0.00	0.00	0.00	0.00	9.60
			0	0	0	0	0	0	0	0	0	0	310	412
			0	0	0	0	0	0	0	0	0	0	207500	695600
Northern	Ambala	Bhurewala	0.00	0.00	0.00	0.00	0.00	0.00	0.00	0.00	0.00	0.00	0.00	1.60
			0	0	0	0	0	0	0	0	0	0	48	35
			0	0	0	0	0	0	0	0	0	0	17340	170320
		Panjokhara	0.00	0.00	0.00	0.00	0.00	0.00	0.00	0.00	0.00	0.00	0.00	0.80
			0	0	0	0	0	0	0	0	0	0	0	26
			0	0	0	0	0	0	0	0	0	0	0	60240
		Khudda Kalan	0.00	0.00	0.00	0.80	0.00	0.00	0.00	0.00	0.00	0.00	0.00	00.00
			0	0	20	40	0	0	0	0	0	0	0	0
			0	0	4500	114456	0	0	0	0	0	0	0	0
		Kesari	0.00	0.00	0.00	0.00	0.00	0.00	0.00	0.00	0.00	0.00	0.00	0.80
			0	0	0	0	0	0	0	0	0	0	0	28
			0	0	0	0	0	0	0	0	0	0	0	57280
		Mardosahib	0.00	0.00	0.00	0.00	0.00	0.00	0.00	0.00	0.00	0.00	0.00	0.80
			0	0	0	0	0	0	0	0	0	0	48	36
			0	0	0	0	0	0	0	0	0	0	20640	86640
		Badagarh	0.00	0.00	0.00	0.00	0.00	0.00	0.00	0.00	0.00	0.00	0.00	2.40
			0	0	0	0	0	0	0	0	0	0	65	56
			0	0	0	0	0	0	0	0	0	0	50450	123720
		Patvi	0.00	0.00	0.00	0.00	0.20	0.00	0.00	0.00	0.00	0.00	0.00	3.40
			0	0	0	0	115	0	0	0	0	0	80	96
			0	0	0	0	44650	0	0	0	0	0	65350	54750
		Sohana	0.00	0.00	0.00	0.00	0.40	0.00	0.00	0.00	0.00	0.00	0.00	2.80
			0	0	0	0	350	0	0	0	0	0	66	60
			0	0	0	0	55500	0	0	0	0	0	70940	136340
		Landa	0.00	0.00	0.00	0.00	0.00	0.00	0.00	0.00	0.00	0.00	0.00	4.00
			0	0	0	0	0	0	0	0	0	0	110	105
			0	0	0	0	0	0	0	0	0	0	46500	355600
		Mulana	0.00	0.00	0.00	0.00	0.40	0.80	0.00	0.00	0.00	0.00	0.00	2.80
			0	0	0	0	350	18	0	0	0	0	89	82
			0	0	0	0	90820	63800	0	0	0	0	78100	206240

			Barley (Bhusa)	Barley (Grain)	Gram (Bhusa)	Gram (Grain)	Green Fodder	Oilseeds (Rape & Mustard)	Other Crops	Other Pulses	Paddy	Sugarcane	Wheat (Bhusa)	Wheat (Grain)
Northern	Ambala	Nabipur	0.00	0.00	0.00	0.00	0.20	0.00	0.00	0.00	0.00	0.00	0.00	1.00
			0	0	0	0	110	0	0	0	0	0	42	60
			0	0	0	0	23600	0	0	0	0	0	18160	121400
		Fajalpur	0.00	0.00	0.00	0.00	1.60	0.00	0.00	0.00	0.00	0.00	0.00	18.00
	Karnal	Manjura	0	0	0	0	339	0	0	0	0	0	210	396
			0	0	0	0	112500	0	0	0	0	0	86140	871220
			0	0	0	0	0	0	0	0	0	0	21600	121400
		Sanghoi	0.00	0.00	0.00	0.00	0.00	0.00	0.00	0.00	0.00	0.00	0.00	4.40
			0	0	0	0	0	0	0	0	0	0	264	120
			0	0	0	0	0	0	0	0	0	0	168400	1361120
		Ghisarpari	0.00	0.00	0.00	0.00	0.00	0.00	0.00	0.00	0.00	0.00	0.00	1.60
			0	0	0	0	0	0	0	0	0	0	52	45
			0	0	0	0	0	0	0	0	0	0	39620	156560
		Butana	0.00	0.00	0.00	0.00	0.00	0.00	0.00	0.00	0.00	0.00	0.00	1.20
			0	0	0	0	0	0	0	0	0	0	141	132
			0	0	0	0	0	0	0	0	0	0	33600	102520
		Jaisinghpura	0.00	0.00	0.00	0.00	0.00	0.00	0.00	0.00	0.00	0.00	0.00	1.20
			0	0	0	0	0	0	0	0	0	0	55	139
			0	0	0	0	0	0	0	0	0	0	26800	129670
		Gagsina	0.00	0.00	0.00	0.00	1.00	0.00	0.00	0.00	0.00	0.00	0.00	5.40
			0	0	0	0	350	0	0	0	0	0	125	119
			0	0	0	0	146000	0	0	0	0	0	88600	612880
		Gheer	0.00	0.00	0.00	0.00	0.20	0.40	0.00	0.00	0.00	0.00	0.00	2.20
			0	0	0	0	210	25	0	0	0	0	60	100
			0	0	0	0	60500	112000	0	0	0	0	27450	189500
		Staundi	0.00	0.00	0.00	0.00	0.00	0.00	0.00	0.00	0.00	0.00	0.00	2.40
			0	0	0	0	0	0	0	0	0	0	88	152
			0	0	0	0	0	0	0	0	0	0	35260	245890
		Padhana	0.00	0.00	0.00	0.00	0.40	0.00	0.00	0.00	0.00	0.00	0.00	3.60
			0	0	0	0	300	0	0	0	0	0	117	220
			0	0	0	0	65000	0	0	0	0	0	64350	414800
		Darar	0.00	0.00	0.00	0.00	1.00	2.00	0.00	0.00	0.00	0.00	0.00	17.00
			0	0	0	0	650	22	0	0	0	0	595	945
			0	0	0	0	225600	13680	0	0	0	0	327350	1920400
		Agondh	0.00	0.00	0.00	0.00	2.0 0	0.00	0.00	0.00	0.00	0.00	0.00	3.60
			0	0	0	0	165	0	0	0	0	0	82	282
			0	0	0	0	85475	0	0	0	0	0	46000	308580

			Barley (Bhusa)	Barley (Grain)	Gram (Bhusa)	Gram (Grain)	Green Fodder	Oilseeds (Rape & Mustard)	Other Crops	Other Pulses	Paddy	Sugarcane	Wheat (Bhusa)	Wheat (Grain)
Northern	Karnal	Chaura Khalsaa	0.00 0 0	0.00 0 0	0.00 0 0	0.00 0 0	0.00 0 0	0.00 0 0	0.00 0 0	0.00 0 0	0.00 0 0	0.00 0 0	0.00 88 39600	1.60 80 147200
		Panodi	0.00 0 0	0.00 0 0	0.00 0 0	0.00 0 0	0.00 0 0	0.00 0 0	0.00 0 0	0.00 0 0	0.00 0 0	0.00 0 0	0.00 65 32500	1.20 69 136960
		Jamalpur	0.00 0 0	0.00 0 0	0.00 0 0	0.00 0 0	0.00 0 0	0.00 0 0	0.00 0 0	0.00 0 0	0.00 0 0	0.00 0 0	0.00 90 36000	1.60 80 147200
		Jabala	0.00 0 0	0.00 0 0	0.00 0 0	0.00 0 0	0.00 0 0	0.00 0 0	0.00 0 0	0.00 0 0	0.00 0 0	0.00 0 0	0.00 66 33000	1.20 63 115920
		Phushgarh	0.00 0 0	0.00 0 0	0.00 0 0	0.00 0 0	0.20 200 35000	0.00 0 0	0.00 0 0	0.00 0 0	0.00 0 0	0.00 0 0	0.00 78 46800	2.60 162 298080
	Kurukshetra	Bakana	0.00 0 0	0.00 0 0	0.00 0 0	0.00 0 0	0.00 0 0	0.40 15 38500	0.00 0 0	0.00 0 0	0.00 0 0	0.00 0 0	0.00 200 70000	3.60 198 360750
		Sonti	0.00 0 0	0.00 0 0	0.00 0 0	0.00 0 0	0.20 100 18900	0.00 0 0	0.00 0 0	0.00 0 0	0.00 0 0	0.00 0 0	0.00 30 13500	0.60 38 69200
		Shadipur (Ladwa)	0.00 0 0	0.00 0 0	0.00 0 0	0.00 0 0	0.00 0 0	0.00 0 0	0.00 0 0	0.00 0 0	0.00 0 0	0.00 0 0	0.00 30 12000	0.80 46 84640
		Bir Mangoli	0.00 0 0	0.00 0 0	0.00 0 0	0.00 0 0	0.20 110 26200	0.00 0 0	0.00 0 0	0.00 0 0	0.00 0 0	0.00 0 0	0.00 40 14000	1.00 64 125250
		Jhansa	0.00 0 0	0.00 0 0	0.00 0 0	0.00 0 0	0.10 30 6000	0.00 0 0	0.00 0 0	0.00 0 0	0.00 0 0	0.00 0 0	0.00 60 27000	1.30 82 147050
		Beer Mathana	0.00 0 0	0.00 0 0	0.00 0 0	0.00 0 0	0.00 0 0	0.00 0 0	0.00 0 0	0.00 0 0	0.00 0 0	0.00 0 0	0.00 88 31600	1.60 82 147200
		Alampur	0.00 0 0	0.00 0 0	0.00 0 0	0.00 0 0	0.20 150 43500	0.00 0 0	0.00 0 0	0.00 0 0	0.00 0 0	0.00 0 0	0.00 50 17500	1.40 70 129500
		Mukimpura	0.00 0 0	0.00 0 0	0.00 0 0	0.00 0 0	0.20 125 25000	0.00 0 0	0.00 0 0	0.00 0 0	0.00 0 0	0.00 0 0	0.00 60 21000	1.60 88 157250

			Barley (Bhusa)	Barley (Grain)	Gram (Bhusa)	Gram (Grain)	Green Fodder	Oilseeds (Rape & Mustard)	Other Crops	Other Pulses	Paddy	Sugarcane	Wheat (Bhusa)	Wheat (Grain)
Northern	Kurukshetra	Sunheri	0.00 0 0	0.00 0 0	0.00 0 0	0.00 0 0	0.00 0 0	0.00 0 0	0.00 0 0	0.00 0 0	0.00 0 0	0.00 0 0	0.00 70 24220	1.80 100 168752
		Sarsa	0.00 0 0	0.00 0 0	0.00 0 0	0.00 0 0	0.30 150 41000	0.00 0 0	0.00 0 0	0.00 0 0	0.00 0 0	0.00 0 0	0.00 160 41600	3.00 168 309120
		Phalsanda Rangran	0.00 0 0	0.00 0 0	0.00 0 0	0.00 0 0	0.20 110 16250	0.40 9 17890	0.40 6 34562	0.00 0 0	0.00 0 0	0.00 0 0	0.00 50 16850	5.00 136 136810
		Thol	0.00 0 0	0.00 0 0	0.00 0 0	0.00 0 0	0.20 175 45200	0.00 0 0	0.00 0 0	0.00 0 0	0.00 0 0	0.00 0 0	0.00 345 22650	7.60 572 956780
		Machhroli	0.00 0 0	0.00 0 0	0.00 0 0	0.00 0 0	0.10 75 26800	0.00 0 0	0.00 0 0	0.00 0 0	0.00 0 0	0.00 0 0	0.00 45 15690	0.80 41 678050
		Mehra	0.00 0 0	0.00 0 0	0.00 0 0	0.00 0 0	0.80 285 88600	0.00 0 0	1.20 245 298500	0.00 0 0	0.00 0 0	0.00 0 0	0.00 520 175894	8.80 678 987500
	Panchkula	Bharoli	0.00 0 0	0.00 0 0	0.00 0 0	0.00 0 0	0.40 220 46700	0.00 0 0	0.00 0 0	0.00 0 0	0.00 0 0	0.00 0 0	0.00 180 90000	1.60 28 56000
		Karanpur	0.00 0 0	0.00 0 0	0.00 0 0	0.00 0 0	0.00 0 0	0.00 0 0	0.00 0 0	0.00 0 0	0.00 0 0	0.00 0 0	0.00 20 9000	1.00 38 67140
		Kiratpur	0.00 0 0	0.00 0 0	0.00 0 0	0.00 0 0	0.40 125 21800	0.00 0 0	0.00 0 0	0.00 0 0	0.00 0 0	0.00 0 0	0.00 118 55000	2.80 128 230700
		Haripur	0.00 0 0	0.00 0 0	0.00 0 0	0.00 0 0	0.40 210 42100	0.00 0 0	0.00 0 0	0.00 0 0	0.00 0 0	0.00 0 0	0.00 260 135000	5.60 110 821800
		Barwala	0.00 0 0	0.00 0 0	0.00 0 0	0.00 0 0	1.60 310 56700	0.00 0 0	0.00 0 0	0.00 0 0	0.00 0 0	0.00 0 0	0.00 140 28900	6.00 140 373260
		Thaka	0.00 0 0	0.00 0 0	0.00 0 0	0.00 0 0	0.00 0 0	0.00 0 0	0.00 0 0	0.00 0 0	0.00 0 0	0.00 0 0	0.00 0 0	1.00 22 127900
		Bhuri	0.00 0 0	0.00 0 0	0.00 0 0	0.00 0 0	0.00 0 0	0.00 0 0	0.00 0 0	0.00 0 0	0.00 0 0	0.00 0 0	0 0 0	0.00 0 0
		Morni	0.00 0 0	0.00 0 0	0.00 0 0	0.00 0 0	0.00 0 0	0.00 0 0	0.00 0 0	0.00 0 0	0.00 0 0	0.00 0 0	0.00 0 0	0.00 0 0

Northern			Barley	Barley	Gram	Gram	Green	Oilseeds	Other	Other	Paddy	Sugarcane	Wheat	Wheat
			(Bhusa)	(Grain)	(Bhusa)	(Grain)	Fodder	(Rape & Mustard)	Crops	Pulses			(Bhusa)	(Grain)
Northern	Panipat	Mahmudpur	0.00	0.00	0.00	0.00	0.20	0.00	0.00	0.00	0.00	0.00	0.00	1.40
			0	0	0	0	85	0	0	0	0	0	55	75
			0	0	0	0	26500	0	0	0	0	0	23600	141250
		Noorpur muglum	0.00	0.00	0.00	0.00	0.20	0.00	0.00	0.00	0.00	0.00	0.00	1.40
			0	0	0	0	75	0	0	0	0	0	55	95
			0	0	0	0	28700	0	0	0	0	0	32200	136180
		Bandh	0.00	0.00	0.00	0.00	0.00	0.00	0.00	0.00	0.00	0.00	0.00	1.60
			0	0	0	0	0	0	0	0	0	0	80	85
			0	0	0	0	0	0	0	0	0	0	41200	146800
		Risalu	0.00	0.00	0.00	0.00	0.00	0.00	0.00	0.00	0.00	0.00	0.00	1.60
			0	0	0	0	0	0	0	0	0	0	66	76
			0	0	0	0	0	0	0	0	0	0	19200	123000
		Ahar	0.00	0.00	0.00	0.00	0.20	0.00	0.00	0.00	0.00	0.00	0.00	1.80
			0	0	0	0	166	0	0	0	0	0	80	75
			0	0	0	0	36570	0	0	0	0	0	22600	152090
		Naya Nara	0.00	0.00	0.00	0.00	0.20	0.00	0.00	0.00	0.00	0.00	0.00	1.80
			0	0	0	0	86	0	0	0	0	0	100	115
			0	0	0	0	26400	0	0	0	0	0	36500	234050
		Attolapur	0.00	0.00	0.00	0.00	0.20	0.00	0.00	0.00	0.00	0.00	0.00	2.20
			0	0	0	0	200	0	0	0	0	0	100	145
			0	0	0	0	36500	0	0	0	0	0	40567	201566
		Patli Kalyana	0.00	0.00	0.00	0.00	0.20	0.00	0.00	0.00	0.00	0.00	0.00	2.20
			0	0	0	0	175	0	0	0	0	0	75	100
			0	0	0	0	23700	0	0	0	0	0	19650	19456
		Hathwala	0.00	0.00	0.00	0.00	0.00	0.00	0.00	0.00	0.00	0.00	0.00	1.60
			0	0	0	0	0	0	0	0	0	0	75	69
			0	0	0	0	0	0	0	0	0	0	35600	130220
		Tamsabad	0.00	0.00	0.00	0.00	0.20	0.00	0.00	0.00	0.00	0.00	0.00	3.40
			0	0	0	0	186	0	0	0	0	0	0	186
			0	0	0	0	36240	0	0	0	0	0	0	305032
		Sanoli Kalan	0.00	0.00	0.00	0.00	0.20	0.00	0.00	0.00	0.00	0.00	0.00	7.40
			0	0	0	0	185	0	0	0	0	0	220	342
			0	0	0	0	43750	0	0	0	0	0	312000	636570
		Alupur	0.00	0.00	0.00	0.00	0.20	0.00	0.00	0.00	0.00	0.00	0.00	9.80
			0	0	0	0	200	0	0	0	0	0	200	486
			0	0	0	0	29600	0	0	0	0	0	61500	846830
	Yamunanagar	Kulpur	0.00	0.00	0.00	0.00	0.20	0.00	0.00	0.00	0.00	0.00	0.00	2.00
			0	0	0	0	182	0	0	0	0	0	90	86
			0	0	0	0	45600	0	0	0	0	0	33600	137650
		Nijampur	0.00	0.00	0.00	0.00	1.00	0.00	0.40	0.00	0.00	1.60	0.00	1.00
			0	0	0	0	176	0	95	0	0	1280	90	82
			0	0	0	0	48536	0	32500	0	0	454252	36500	55280
		Damala	0.00	0.00	0.00	0.00	0.10	0.00	0.40	0.00	0.00	0.00	0.00	1.60
			0	0	0	0	164	0	5	0	0	0	100	110
			0	0	0	0	42860	0	20000	0	0	0	75600	132560

			Barley (Bhusa)	Barley (Grain)	Gram (Bhusa)	Gram (Grain)	Green Fodder	Oilseeds (Rape & Mustard)	Other Crops	Other Pulses	Paddy	Sugarcane	Wheat (Bhusa)	Wheat (Grain)
Northern	Yamunanagar	Milkkhas	0.00 0 0	0.00 0 0	0.00 0 0	0.00 0 0	0.10 34 10900	0.00 0 0	0.00 0 0	0.00 0 0	0.00 0 0	0.80 632 338450	0.00 50 18600	0.80 46 67420
		Khandwa	0.00 0 0	0.00 0 0	0.00 0 0	0.00 0 0	0.20 177 39875	0.00 0 0	0.00 0 0	0.00 0 0	0.00 0 0	0.80 1872 675200	0.00 80 34900	1.60 86 146800
		Chholi	0.00 0 0	0.00 0 0	0.00 0 0	0.00 0 0	0.20 167 40600	2.40 36 52360	0.00 0 0	0.00 0 0	0.00 0 0	0.00 0 0	0.00 100 40260	2.20 120 202019
		Bhardurpur	0.00 0 0	0.00 0 0	0.00 0 0	0.00 0 0	0.90 300 86590	0.00 0 0	0.00 0 0	0.00 0 0	0.00 0 0	0.00 0 0	0.00 0 0	0.00 0 0
		Rajpur	0.00 0 0	0.00 0 0	0.00 0 0	0.00 0 0	0.00 0 0	0.00 0 0	0.00 0 0	0.00 0 0	0.00 0 0	0.00 0 0	0.00 100 40590	2.00 105 208420
		Kharwan	0.00 0 0	0.00 0 0	0.00 0 0	0.00 0 0	0.20 189 83405	0.00 0 0	0.00 0 0	2.40 29 50809	0.00 0 0	0.00 0 0	0.00 200 85960	2.20 210 403034
		BhamBholi	0.00 0 0	0.00 0 0	0.00 0 0	0.00 0 0	0.20 166 43860	0.00 0 0	0.00 0 0	0.00 0 0	0.00 0 0	0.40 560 1020000	0.00 280 82600	2.20 265 460500
		Radauri	0.00 0 0	0.00 0 0	0.00 0 0	0.00 0 0	0.40 320 78690	0.00 0 0	0.00 0 0	0.00 0 0	0.00 0 0	2.00 1820 53890	0.00 100 50507	2.00 110 208450
		Tiharno	0.00 0 0	0.00 0 0	0.00 0 0	0.00 0 0	0.40 345 84560	0.00 0 0	0.00 0 0	0.00 0 0	0.00 0 0	2.00 465 80200	0.00 90 45600	2.00 92 206250
		Mujafat	0.00 0 0	0.00 0 0	0.00 0 0	0.00 0 0	0.20 120 45023	0.00 0 0	0.00 0 0	0.00 0 0	0.00 0 0	1.20 670 306032	0.00 100 90560	2.60 128 632890
		Nijampur	0.00 0 0	0.00 0 0	0.00 0 0	0.00 0 0	0.20 310 80590	0.00 0 0	0.00 0 0	1.00 35 45680	0.00 0 0	1.20 578 206320	0.00 100 103600	1.60 126 107240
Southern	Faridabad	Jasana	0.00 0 0	0.00 0 0	0.00 0 0	0.00 0 0	0.00 0 0	0.00 0 0	0.00 0 0	0.00 0 0	0.00 0 0	0.00 0 0	0.00 90 43200	1.60 120 158042
		Janhera	0.00 0 0	0.00 0 0	0.00 0 0	0.00 0 0	0.00 0 0	0.00 0 0	0.00 0 0	0.00 0 0	0.00 0 0	0.00 0 0	0.00 120 105600	2.00 136 261400
		Alipur Fulera	0.00 0 0	0.00 0 0	0.00 0 0	0.00 0 0	0.00 0 0	0.00 0 0	0.00 0 0	0.00 0 0	0.00 0 0	0.00 0 0	0.00 110 85620	2.00 143 206050

			Barley (Bhusa)	Barley (Grain)	Gram (Bhusa)	Gram (Grain)	Green Fodder	Oilseeds (Rape & Mustard)	Other Crops	Other Pulses	Paddy	Sugarcane	Wheat (Bhusa)	Wheat (Grain)
Southern	Faridabad	Tigavn	0.00	0.00	0.00	0.00	0.00	0.00	0.00	1.00	0.00	0.00	0.00	3.00
			0	0	0	0	0	0	0	18	0	0	120	210
			0	0	0	0	0	0	0	332600	0	0	66820	433900
		Seekri	0.00	0.00	0.00	0.00	0.00	0.00	0.20	0.00	0.00	0.00	0.00	4.20
			0	0	0	0	0	0	43	0	0	0	176	136
			0	0	0	0	0	0	48620	0	0	0	1020560	340685
		Panhera Kalan	0.00	0.00	0.00	0.00	2.00	0.00	5.60	0.00	0.00	0.00	0.00	2.00
			0	0	0	0	399	0	66	0	0	0	160	155
			0	0	0	0	205567	0	255760	0	0	0	66750	256340
Southern	Gurugram	Jamalpur	0.00	0.00	0.00	0.00	0.00	0.00	0.00	0.00	0.00	0.00	0.00	0.60
			0	0	0	0	0	0	0	0	0	0	42	32
			0	0	0	0	0	0	0	0	0	0	18060	47880
		Alipur	0.00	0.00	0.00	0.00	0.40	0.00	0.00	0.00	0.00	0.00	0.00	1.60
			0	0	0	0	43	0	0	0	0	0	75	72
			0	0	0	0	230500	0	0	0	0	0	37500	142080
		Khentawas	0.00	0.00	0.00	0.00	0.00	0.40	0.00	0.00	0.00	0.00	0.00	1.60
			0	0	0	0	0	14	0	0	0	0	75	72
			0	0	0	0	0	34600	0	0	0	0	37210	132480
		Pataudi	0.00	0.00	0.00	0.00	0.00	0.40	0.00	0.00	0.00	0.00	0.00	1.60
			0	0	0	0	0	8	0	0	0	0	74	72
			0	0	0	0	0	33600	0	0	0	0	37000	132480
		Bhondsi	0.00	0.00	0.00	0.00	0.00	1.20	0.00	0.00	0.00	0.00	0.00	2.00
			0	0	0	0	0	35	0	0	0	0	110	120
			0	0	0	0	0	158450	0	0	0	0	63200	185620
		Jasat	0.00	0.00	0.00	0.00	0.00	5.20	0.00	0.00	0.00	0.00	0.00	0.80
			0	0	0	0	0	128	0	0	0	0	45	42
			0	0	0	0	0	621710	0	0	0	0	25200	76300
		Wazir Pur	0.00	0.00	0.00	0.00	0.00	2.80	0.00	0.00	0.00	0.00	0.00	4.80
			0	0	0	0	0	78	0	0	0	0	250	241
			0	0	0	0	0	363000	0	0	0	0	189000	541800
		Gadi Sadrana	0.00	0.60	0.00	0.00	0.00	5.00	0.00	0.00	0.00	0.00	0.00	4.80
			30	50	0	0	0	140	0	0	0	0	250	240
			11500	14450	0	0	0	518000	0	0	0	0	155000	440600
	Mahendergarh	Dohar Kalan	0.00	0.00	0.00	0.00	0.00	0.70	0.40	0.00	0.00	0.00	0.00	0.00
			0	0	0	0	0	18	13	0	0	0	0	0
			0	0	0	0	0	58520	16090	0	0	0	0	0
		Nangal Nunia	0.00	0.00	0.00	0.00	0.00	2.20	0.00	0.00	0.00	0.00	0.00	0.00
			0	0	0	0	0	32	0	0	0	0	0	0
			0	0	0	0	0	158470	0	0	0	0	0	0
		Gadi Ruthal	0.00	0.00	0.00	0.00	0.00	0.80	0.00	0.00	0.00	0.00	0.00	0.40
			0	0	0	0	0	14	0	0	0	0	30	20
			0	0	0	0	0	54100	0	0	0	0	13450	38620

			Barley (Bhusa)	Barley (Grain)	Gram (Bhusa)	Gram (Grain)	Green Fodder	Oilseeds (Rape & Mustard)	Other Crops	Other Pulses	Paddy	Sugarcane	Wheat (Bhusa)	Wheat (Grain)
	Mahendergarh	Balaha	0.00 0 0	0.00 0 0	0.00 0 0	0.00 0 0	0.00 0 0	0.00 0 0	0.00 0 0	0.00 0 0	0.00 0 0	0.00 0 0	0.00 0 0	0.00 0 0
		Uninda	0.00 0 0	0.00 0 0	0.00 0 0	0.00 0 0	0.00 0 0	1.20 26 119200	0.00 0 0	0.00 0 0	0.00 0 0	0.00 0 0	0.00 0 0	0.00 0 0
		Anawas	0.00 0 0	0.00 0 0	0.00 0 0	0.00 0 0	0.00 0 0	0.40 8 32000	0.00 0 0	0.00 0 0	0.00 0 0	0.00 0 0	0.00 40 18600	0.80 40 72400
		Dadhot	0.00 0 0	0.00 0 0	0.00 0 0	0.00 0 0	0.00 0 0	1.00 18 67200	0.00 0 0	0.00 0 0	0.00 0 0	0.00 0 0	0.00 25 9400	0.40 22 35120
		Sigra	0.00 15 6600	0.40 20 15500	0.00 0 0	0.00 0 0	0.00 0 0	0.80 18 72450	0.00 0 0	0.00 0 0	0.00 0 0	0.00 0 0	0.00 40 10100	0.80 35 54600
		Shaharpur	0.00 0 0	0.00 0 0	0.00 0 0	0.00 0 0	0.00 0 0	1.30 27 113400	0.00 0 0	0.00 0 0	0.00 0 0	0.00 0 0	0.00 45 17960	0.50 25 45210
		Satnali	0.00 0 0	0.00 0 0	0.00 0 0	0.00 0 0	0.00 0 0	0.00 0 0	0.00 0 0	0.00 0 0	0.00 0 0	0.00 0 0	0.00 81 44810	1.40 67 120600
		Khathod	0.00 0 0	0.00 0 0	0.00 0 0	0.00 0 0	0.00 0 0	2.00 40 163300	0.00 0 0	0.00 0 0	0.00 0 0	0.00 0 0	0.00 65 46600	1.00 55 101500
		Khayara	0.00 0 0	0.00 0 0	0.00 0 0	0.00 0 0	0.00 0 0	6.80 145 563300	0.00 0 0	0.00 0 0	0.00 0 0	0.00 0 0	0.00 126 48600	2.40 121 215200
		Doangra Ahir	0.00 0 0	0.00 0 0	0.00 0 0	0.00 0 0	0.00 0 0	8.00 145 683300	0.00 0 0	0.00 0 0	0.00 0 0	0.00 0 0	0.00 235 66500	4.80 225 407440
		Bhungarka	0.00 0 0	0.00 0 0	0.00 0 0	0.00 0 0	0.00 0 0	0.00 0 0	0.00 0 0	0.00 0 0	0.00 0 0	0.00 0 0	0.00 0 0	1.60 65 110560
		Chhilaro	0.00 0 0	0.00 0 0	0.00 0 0	0.00 0 0	0.00 0 0	0.00 0 0	0.00 0 0	0.00 0 0	0.00 0 0	0.00 0 0	0.00 0 0	0.00 0 0
		Pwera	0.00 0 0	0.00 0 0	0.00 0 0	0.00 0 0	0.00 0 0	0.00 0 0	0.00 0 0	0.00 0 0	0.00 0 0	0.00 0 0	0.00 0 0	0.00 0 0
	Nuh	Pipaka	0.00 0 0	0.00 0 0	0.00 0 0	0.00 0 0	0.00 0 0	0.40 8 30400	0.00 0 0	0.00 0 0	0.00 0 0	0.00 0 0	0.00 20 5000	0.40 18 31500
		Papra	0.00 0 0	0.00 0 0	0.00 0 0	0.00 0 0	0.00 0 0	0.40 7 36600	0.00 0 0	0.00 0 0	0.00 0 0	0.00 0 0	0.00 20 6530	0.40 18 25600
		Tai	0.00 0 0	0.00 0 0	0.00 0 0	0.00 0 0	0.00 0 0	0.00 0 0	0.00 0 0	0.00 0 0	0.00 0 0	0.00 0 0	0.00 20 5800	0.80 20 27430



			Barley (Bhusa)	Barley (Grain)	Gram (Bhusa)	Gram (Grain)	Green Fodder	Oilseeds (Rape & Mustard)	Other Crops	Other Pulses	Paddy	Sugarcane	Wheat (Bhusa)	Wheat (Grain)
73 Southern	Nuh	Mandarka	0.00 0 0	0.00 0 0	0.00 0 0	0.00 0 0	0.00 0 0	0.80 14 55200	0.00 0 0	0.00 0 0	0.00 0 0	0.00 0 0	0.00 20 5600	0.40 18 32520
		Nagal Sahpur	0.00 0 0	0.00 0 0	0.00 0 0	0.00 0 0	0.00 0 0	0.00 0 0	0.00 0 0	0.00 0 0	0.00 0 0	0.00 0 0	0.00 20 5000	0.40 13 22750
		Dohad	0.00 0 0	0.00 0 0	0.00 0 0	0.00 0 0	0.00 0 0	1.20 42 25600	0.00 0 0	0.00 0 0	0.00 0 0	0.00 0 0	0.00 40 10000	1.00 40 67800
		Mohammed Bas	0.00 0 0	0.00 0 0	0.00 0 0	0.00 0 0	0.00 0 0	3.00 58 229450	0.00 0 0	0.00 0 0	0.00 0 0	0.00 0 0	0.00 40 8700	1.00 35 56650
		Sangel	0.00 0 0	0.00 0 0	0.00 0 0	0.00 0 0	0.00 0 0	1.60 32 116400	0.00 0 0	0.00 0 0	0.00 0 0	0.00 0 0	0.00 110 22500	2.40 112 185400
		Bisaru	0.00 0 0	0.00 0 0	0.00 0 0	0.00 0 0	0.00 0 0	6.00 90 437520	0.00 0 0	0.00 0 0	0.00 0 0	0.00 0 0	0.00 180 40550	4.40 167 281500
		Khedli Nuh	0.00 0 0	0.00 0 0	0.00 0 0	0.00 0 0	0.00 0 0	1.60 28 42600	0.00 0 0	0.00 0 0	0.00 0 0	0.00 0 0	0.00 0 0	6.00 312 672520
		Hasnpur Sohna	0.00 0 0	0.00 0 0	0.00 0 0	0.00 0 0	0.00 0 0	0.00 0 0	0.00 0 0	0.00 0 0	0.00 0 0	0.00 0 0	0.00 166 36220	3.60 152 330250
		Dhana	0.00 0 0	0.00 0 0	0.00 0 0	0.00 0 0	0.00 0 0	0.60 11 44550	0.00 0 0	0.00 0 0	0.00 0 0	0.00 0 0	0.00 20 8300	0.40 19 32420
		Udaka	0.00 0 0	0.00 0 0	0.00 0 0	0.00 0 0	0.00 0 0	0.00 0 0	0.00 0 0	0.00 0 0	0.00 0 0	0.00 0 0	0.00 75 20750	1.80 68 133400
		Bhuriyaki	0.00 0 0	0.00 0 0	0.00 0 0	0.00 0 0	0.00 0 0	0.00 0 0	0.00 0 0	0.00 0 0	0.00 0 0	0.00 0 0	0.00 100 25600	2.00 92 187700
	Palwal	Meghpur	0.00 0 0	0.00 0 0	0.00 0 0	0.00 0 0	0.00 0 0	0.00 0 0	0.00 0 0	0.00 0 0	0.00 0 0	0.00 0 0	0.00 40 14000	0.80 40 73400
		Mandkol	0.00 0 0	0.00 0 0	0.00 0 0	0.00 0 0	0.00 0 0	0.00 0 0	0.00 0 0	0.00 0 0	0.00 0 0	0.00 0 0	0.00 430 150500	10.00 450 825750
		Bhanguri	0.00 0 0	0.00 0 0	0.00 0 0	0.00 0 0	0.00 0 0	0.00 0 0	0.00 0 0	0.00 0 0	0.00 0 0	0.00 0 0	0.00 80 28000	1.60 80 146800

			Barley (Bhusa)	Barley (Grain)	Gram (Bhusa)	Gram (Grain)	Green Fodder	Oilseeds (Rape & Mustard)	Other Crops	Other Pulses	Paddy	Sugarcane	Wheat (Bhusa)	Wheat (Grain)
Southern	Palwal	Chandhat	0.00 0 0	0.00 0 0	0.00 0 0	0.20 12 11330	0.00 0 0	0.00 0 0	0.00 0 0	0.00 0 0	0.00 0 0	0.00 0 0	0.00 70 17950	1.60 72 123330
		Bhupgarh	0.00 0 0	0.00 0 0	0.00 0 0	0.00 0 0	0.00 0 0	0.00 0 0	0.00 0 0	0.00 0 0	0.00 0 0	0.00 0 0	0.00 66 20200	1.60 64 111360
		Jatoli	0.00 0 0	0.00 0 0	0.00 0 0	0.00 0 0	0.20 67 12800	0.00 0 0	0.00 0 0	0.00 0 0	0.00 0 0	0.00 0 0	0.00 100 20000	1.40 100 184000
		Bamani Khera	0.00 0 0	0.00 0 0	0.00 0 0	0.00 0 0	0.00 0 0	0.00 0 0	0.00 0 0	0.00 0 0	0.00 0 0	1.60 1200 408000	0.00 40 12800	0.80 46 58720
		Likhi	0.00 0 0	0.00 0 0	0.00 0 0	0.00 0 0	0.00 0 0	0.00 0 0	0.00 0 0	0.00 0 0	0.00 0 0	0.00 0 0	0.00 120 24600	2.40 120 220800
		Misa	0.00 0 0	0.00 0 0	0.00 0 0	0.00 0 0	0.00 0 0	0.00 0 0	0.00 0 0	0.00 0 0	0.00 0 0	0.00 0 0	0.00 100 25400	2.40 108 197180
		Attar Chata	0.00 0 0	0.00 0 0	0.00 0 0	0.00 0 0	0.00 0 0	0.00 0 0	0.00 0 0	0.00 0 0	0.00 0 0	0.00 0 0	0.00 180 33200	4.00 210 368500
		Prithla	0.00 0 0	0.00 0 0	0.00 0 0	0.00 0 0	0.00 0 0	0.00 0 0	0.00 0 0	0.00 0 0	0.00 0 0	0.00 0 0	0.00 300 125500	8.00 320 668240
		Mindkola	0.00 0 0	0.00 0 0	0.00 0 0	0.00 0 0	0.00 0 0	0.00 0 0	0.00 0 0	0.00 0 0	0.00 0 0	0.00 0 0	0.00 60 21200	1.20 62 120160
	Rewari	Nagalpathani	0.00 0 0	0.00 0 0	0.00 0 0	0.00 0 0	0.60 56 35890	0.00 0 0	0.00 0 0	0.00 0 0	0.00 0 0	0.00 0 0	0.00 32 16000	0.80 32 59200
		Pragpura	0.00 0 0	0.00 0 0	0.00 0 0	0.00 0 0	1.00 300 42000	0.00 0 0	0.00 0 0	0.00 0 0	0.00 0 0	0.00 0 0	0.00 16 8000	0.80 16 29440
		Manethi	0.00 0 0	0.00 0 0	0.00 0 0	0.00 0 0	1.20 315 48920	0.00 0 0	0.00 0 0	0.00 0 0	0.00 0 0	0.00 0 0	0.00 15 7500	1.40 15 27600
		Tumana	0.00 0 0	0.00 0 0	0.00 0 0	0.00 0 0	0.80 200 49560	0.00 0 0	0.00 0 0	0.00 0 0	0.00 0 0	0.00 0 0	0.00 30 12000	0.80 32 58880

			Barley (Bhusa)	Barley (Grain)	Gram (Bhusa)	Gram (Grain)	Green Fodder	Oilseeds (Rape & Mustard)	Other Crops	Other Pulses	Paddy	Sugarcane	Wheat (Bhusa)	Wheat (Grain)
Southern	Rewari	Bhagwanpur	0.00 0 0	0.00 0 0	0.00 0 0	0.00 0 0	0.00 0 0	0.80 24 105600	0.00 0 0	0.00 0 0	0.00 0 0	0.00 0 0	0.00 20 17600	0.40 21 38810
		Bhagalpur	0.00 0 0	0.00 0 0	0.00 0 0	0.00 0 0	0.00 0 0	1.40 31 130200	0.00 0 0	0.00 0 0	0.00 0 0	0.00 0 0	0.00 18 4500	0.40 18 33120
		Lukhi	0.00 0 0	0.00 0 0	0.00 0 0	0.00 0 0	0.00 0 0	0.80 17 82400	0.00 0 0	0.00 0 0	0.00 0 0	0.00 0 0	0.00 86 9560	0.80 20 45520
		Shabajpur	0.00 0 0	0.00 0 0	0.00 0 0	0.00 0 0	0.00 0 0	1.20 25 105000	0.00 0 0	0.00 0 0	0.00 0 0	0.00 0 0	0.00 18 9000	0.50 18 43255
		Dulhera	0.00 0 0	0.00 0 0	0.00 0 0	0.00 0 0	2.00 400 122600	0.00 0 0	2.00 45 81950	0.00 0 0	0.00 0 0	0.00 0 0	0.00 200 55200	4.40 198 464020
		Mohdinpur	0.00 0 0	0.00 0 0	0.00 0 0	0.00 0 0	3.00 650 145000	0.00 0 0	5.00 80 560900	0.00 0 0	0.00 0 0	0.00 0 0	0.00 40 22500	1.20 60 112300
		Bohatwas Ahir	0.00 0 0	0.00 0 0	0.00 0 0	0.00 0 0	0.00 0 0	0.50 16 67200	0.00 0 0	0.00 0 0	0.00 0 0	0.00 0 0	0.00 20 10000	0.50 20 36800
		Dahina	0.00 0 0	0.00 0 0	0.00 0 0	0.00 0 0	0.00 0 0	0.00 0 0	1.20 25 97500	0.00 0 0	0.00 0 0	0.00 0 0	0.00 120 30800	2.40 120 221820
Western	Bhiwani	Jhanjhra Hasanpur	0.00 0 0	0.00 0 0	0.00 0 0	0.00 0 0	0.00 0 0	0.00 0 0	0.00 0 0	0.00 0 0	0.00 0 0	0.00 0 0	0.00 50 15000	1.20 50 83250
		Jattu Lohari	0.00 0 0	0.00 0 0	0.00 0 0	0.00 0 0	0.20 150 37500	0.00 0 0	0.00 0 0	0.00 0 0	0.00 0 0	0.00 0 0	0.00 50 25000	1.00 50 95600
		Buderi	0.00 0 0	0.00 0 0	0.00 0 0	0.00 0 0	0.00 0 0	0.40 10 42000	0.00 0 0	0.00 0 0	0.00 0 0	0.00 0 0	0.00 36 18600	0.80 36 64300
		Gignow	0.00 0 0	0.00 0 0	0.00 0 0	0.00 0 0	0.00 0 0	0.00 0 0	0.00 0 0	0.00 0 0	0.00 0 0	0.00 0 0	0.00 69 27700	1.60 65 121600
		Lohani	0.00 0 0	0.00 0 0	0.00 0 0	0.00 0 0	0.00 0 0	0.60 14 53200	0.00 0 0	0.00 0 0	0.00 0 0	0.00 0 0	0.00 22 11000	1.00 28 51800
		Barwa	0.00 0 0	0.00 0 0	0.00 0 0	0.00 0 0	0.40 250 70000	0.00 0 0	0.00 0 0	0.00 0 0	0.00 0 0	0.00 0 0	0.00 50 20000	1.40 60 114000
		Sarwa	0.00 0 0	0.00 0 0	0.00 0 0	0.00 0 0	0.00 0 0	0.20 25 5000	0.00 0 0	0.00 0 0	0.00 0 0	0.00 0 0	0.00 0 0	1.00 28 265800

			Barley (Bhusa)	Barley (Grain)	Gram (Bhusa)	Gram (Grain)	Green Fodder	Oilseeds (Rape & Mustard)	Other Crops	Other Pulses	Paddy	Sugarcane	Wheat (Bhusa)	Wheat (Grain)
Western	Bhiwani	Sungarpur	0.00 0 0	0.00 0 0	0.00 0 0	0.00 0 0	0.40 250 70000	0.60 12 43200	0.00 0 0	0.00 0 0	0.00 0 0	0.00 0 0	0.00 50 17000	2.40 52 75600
		Behal	0.00 0 0	0.00 0 0	0.00 0 0	0.00 0 0	0.00 0 0	1.20 18 63000	0.00 0 0	0.00 0 0	0.00 0 0	0.00 0 0	0.00 90 36000	1.60 80 147200
		Kitlana	0.00 0 0	0.00 0 0	0.00 0 0	0.00 0 0	0.40 62 80000	2.80 56 224000	0.00 0 0	0.00 0 0	0.00 0 0	0.00 0 0	0.00 0 0	0.00 0 0
		Dinod	0.00 0 0	0.00 0 0	0.00 0 0	0.00 0 0	0.00 0 0	0.00 0 0	0.00 0 0	0.00 0 0	0.00 0 0	0.00 0 0	0.00 0 0	0.00 0 0
		Tosham	0.00 0 0	0.00 0 0	0.00 5 6000	1.60 8 32000	2.60 450 75980	0.00 0 0	0.00 0 0	0.00 0 0	0.00 0 0	0.00 0 0	0.00 125 50000	2.80 140 252000
		Ghanghala	0.00 0 0	0.00 0 0	0.00 0 0	0.00 0 0	0.00 0 0	0.80 8 32000	0.00 0 0	0.00 0 0	0.00 0 0	0.00 0 0	0.00 40 16000	0.80 44 79200
		Jita Khera	0.00 0 0	0.00 0 0	0.00 0 0	0.00 0 0	0.20 200 40000	0.00 0 0	2.00 45 758900	0.00 0 0	0.00 0 0	0.00 0 0	0.00 40 20000	2.80 40 76900
Western	Charkhi Dadri	Hindol	0.00 0 0	0.00 0 0	0.00 0 0	0.00 0 0	0.00 0 0	0.00 0 0	0.00 0 0	0.00 0 0	0.00 0 0	0.00 0 0	0.00 20 8000	0.40 16 26280
		Mehrana	0.00 0 0	0.00 0 0	0.00 0 0	0.00 0 0	0.00 0 0	0.00 0 0	0.00 0 0	0.00 0 0	0.00 0 0	0.00 0 0	0.00 28 14700	1.60 43 50020
		Ram nagar	0.00 0 0	0.00 0 0	0.00 0 0	0.00 0 0	0.20 200 65000	0.00 0 0	0.00 0 0	0.00 0 0	0.00 0 0	0.00 0 0	0.00 40 20000	1.60 80 148000
		Sawar	0.00 0 0	0.00 0 0	0.00 0 0	0.00 0 0	0.00 0 0	0.80 44 167200	0.00 0 0	0.00 0 0	0.00 0 0	0.00 0 0	0.00 60 30500	2.00 48 77500
		Nandha	0.00 0 0	0.00 0 0	0.00 0 0	0.00 0 0	1.60 80 33560	1.20 22 81400	0.00 0 0	0.00 0 0	0.00 0 0	0.00 0 0	0.00 100 54400	2.80 112 205520
		Hui	0.00 0 0	0.00 0 0	0.00 0 0	0.00 0 0	0.00 0 0	1.60 72 253600	0.00 0 0	0.00 0 0	0.00 0 0	0.00 0 0	0.00 160 80000	9.60 384 652800
		Balali	0.00 0 0	0.00 0 0	0.00 0 0	0.00 0 0	0.00 0 0	1.40 30 120000	0.00 0 0	0.00 0 0	0.00 0 0	0.00 0 0	0.00 16 8000	0.40 16 29600

			Barley (Bhusa)	Barley (Grain)	Gram (Bhusa)	Gram (Grain)	Green Fodder	Oilseeds (Rape & Mustard)	Other Crops	Other Pulses	Paddy	Sugarcane	Wheat (Bhusa)	Wheat (Grain)
Western	Charkhi Dadri	Jhaujjhu Khurad	0.00 0 0	0.00 0 0	0.00 0 0	0.00 0 0	0.00 0 0	3.60 45 162000	0.00 0 0	0.00 0 0	0.00 0 0	0.00 0 0	0.00 50 20000	3.00 112 205520
	Fatehabad	Chobara	0.00 0 0	0.00 0 0	0.00 0 0	0.00 0 0	0.00 0 0	0.00 0 0	0.00 0 0	0.00 0 0	0.00 0 0	0.00 0 0	0.00 30 10500	0.60 36 66240
		Bhoda Hashnak	0.00 0 0	0.00 0 0	0.00 0 0	0.00 0 0	0.20 30 5000	0.60 16 67200	0.00 0 0	0.00 0 0	0.00 0 0	0.00 0 0	0.00 40 16000	0.80 40 73600
		Myond Kalan	0.00 0 0	0.00 0 0	0.00 0 0	0.00 0 0	0.20 60 10000	0.00 0 0	0.00 0 0	0.00 0 0	0.00 0 0	0.00 0 0	0.00 70 24500	1.60 80 147200
		Bejalpur	0.00 0 0	0.00 0 0	0.00 0 0	0.00 0 0	0.20 50 10000	0.00 0 0	0.00 0 0	0.00 0 0	0.00 0 0	0.00 0 0	0.00 60 21000	1.60 90 165600
		Khabara Kalan	0.00 0 0	0.00 0 0	0.00 0 0	0.00 0 0	0.60 60 15000	0.80 20 84000	0.00 0 0	0.00 0 0	0.00 0 0	0.00 0 0	0.00 35 12250	0.40 36 66240
		Chindar	0.00 0 0	0.00 0 0	0.00 0 0	0.00 0 0	0.10 60 18000	0.00 0 0	0.00 0 0	0.00 0 0	0.00 0 0	0.00 0 0	0.00 80 28000	1.80 95 165600
		PiliMandori	0.00 13 3500	0.20 20 13300	0.00 0 0	0.00 0 0	0.20 100 20500	1.20 24 96100	0.00 0 0	0.00 0 0	0.00 0 0	0.00 0 0	0.00 70 24500	1.40 75 128600
		Saniyana	0.00 0 0	0.00 0 0	0.00 0 0	0.00 0 0	0.20 130 34200	0.00 0 0	0.00 0 0	0.00 0 0	0.00 0 0	0.00 0 0	0.00 182 65520	3.80 222 408480
		Ratangarh	0.00 0 0	0.00 0 0	0.00 0 0	0.00 0 0	0.20 150 25500	0.00 0 0	0.00 0 0	0.00 0 0	0.00 0 0	0.00 0 0	0.00 144 43200	4.60 299 550160
		Jamalpur Sekha	0.00 20 5700	0.40 20 15600	0.00 0 0	0.00 0 0	0.40 200 45300	0.00 0 0	0.00 0 0	0.00 0 0	0.00 0 0	0.00 0 0	0.00 340 122400	6.20 450 808200
		Diwana	0.00 20 4500	0.40 20 14500	0.00 0 0	0.00 0 0	0.40 200 45000	0.00 0 0	0.00 0 0	0.00 0 0	0.00 0 0	0.00 0 0	0.00 514 174760	12.80 804 1479360
		Chimmo	0.00 0 0	0.00 0 0	0.00 0 0	0.00 0 0	0.20 170 31450	0.00 0 0	0.00 0 0	0.00 0 0	0.00 0 0	0.00 0 0	0.00 175 60375	3.80 254 467360
		Nagpur	0.00 0 0	0.00 0 0	0.00 0 0	0.00 0 0	0.20 50 75000	0.00 0 0	0.00 0 0	0.00 0 0	0.00 0 0	0.00 0 0	0.00 65 22750	1.20 76 139840
		Hadoli	0.00 0 0	0.00 0 0	0.00 0 0	0.00 0 0	0.10 70 12600	0.00 0 0	0.00 0 0	0.00 0 0	0.00 0 0	0.00 0 0	0.00 70 22400	1.30 84 154560

			Barley (Bhusa)	Barley (Grain)	Gram (Bhusa)	Gram (Grain)	Green Fodder	Oilseeds (Rape & Mustard)	Other Crops	Other Pulses	Paddy	Sugarcane	Wheat (Bhusa)	Wheat (Grain)
Western	Hisar	Kabrel	0.00 0 0	0.00 0 0	0.00 0 0	0.00 0 0	0.20 50 10000	0.00 0 0	0.00 0 0	0.00 0 0	0.00 0 0	0.00 0 0	0.00 35 10500	0.60 30 55200
		Shikarpur	0.00 0 0	0.00 0 0	0.00 0 0	0.00 0 0	0.20 200 30500	0.00 0 0	0.00 0 0	0.00 0 0	0.00 0 0	0.00 0 0	0.00 65 28510	1.00 50 91750
		Sarsod	0.00 0 0	0.00 0 0	0.00 0 0	0.00 0 0	0.20 150 11750	0.60 14 53200	0.00 0 0	0.00 0 0	0.00 0 0	0.00 0 0	0.00 20 10000	0.60 30 55200
		Bidtmara	0.00 0 0	0.00 0 0	0.00 0 0	0.00 0 0	0.00 0 0	0.00 0 0	0.00 0 0	0.00 0 0	0.00 0 0	0.00 0 0	0.00 72 28800	1.60 109 200192
		Narnaund	0.00 0 0	0.00 0 0	0.00 0 0	0.00 0 0	0.00 0 0	0.00 0 0	0.00 0 0	0.00 0 0	0.00 0 0	0.00 0 0	0.00 70 21600	1.60 88 161920
		Bamnikhera	0.00 0 0	0.00 0 0	0.00 0 0	0.00 0 0	0.00 0 0	0.00 0 0	0.00 0 0	0.00 0 0	0.00 0 0	0.00 0 0	0.00 70 14000	1.20 60 110100
		Rakhi Khas	0.00 0 0	0.00 0 0	0.00 0 0	0.00 0 0	0.30 50 8600	0.00 0 0	0.00 0 0	0.00 0 0	0.00 0 0	0.00 0 0	0.00 50 20000	1.60 85 156400
		Bichhpari	0.00 0 0	0.00 0 0	0.00 0 0	0.00 0 0	0.40 80 20000	0.60 13 54600	0.00 0 0	0.00 0 0	0.00 0 0	0.00 0 0	0.00 40 10000	0.80 40 68080
		Data	0.00 0 0	0.00 0 0	0.00 16 7560	0.20 20 45600	0.00 0 0	0.00 0 0	0.00 0 0	0.00 0 0	0.00 0 0	0.00 0 0	0.00 60 24000	1.60 80 147200
		Gadi	0.00 0 0	0.00 0 0	0.00 0 0	0.00 0 0	0.40 30 12100	0.00 0 0	0.00 0 0	0.00 0 0	0.00 0 0	0.00 0 0	0.00 40 3000	1.40 85 154980
		Pabra	0.00 0 0	0.00 0 0	0.00 13 8520	1.00 18 22600	0.00 0 0	0.00 0 0	0.00 0 0	0.00 0 0	0.00 0 0	0.00 0 0	0.00 60 27000	1.80 90 156150
		Ghirai	0.00 0 0	0.00 0 0	0.00 15 9500	0.00 0 0	0.20 50 12300	0.00 0 0	0.00 0 0	0.00 0 0	0.00 0 0	0.00 0 0	0.00 78 35100	2.60 142 261280
		Rawalwas Khurd	0.00 15 5500	0.40 20 12500	0.00 0 0	0.00 0 0	0.00 0 0	2.40 48 175200	0.00 0 0	0.00 0 0	0.00 0 0	0.00 0 0	0.00 40 9000	0.20 36 66060
		Balawas	0.00 0 0	0.00 0 0	0.00 0 0	0.00 0 0	0.00 0 0	0.00 0 0	2.00 120 138000	0.00 0 0	0.00 0 0	0.00 0 0	0.00 160 40000	2.00 140 256900
		Sishwal	0.00 0 0	0.00 0 0	0.00 0 0	0.00 0 0	0.00 0 0	0.20 15 48000	0.00 0 0	0.00 0 0	0.00 0 0	0.00 0 0	0.00 140 42000	2.20 100 183500
		Landhari	0.00 0 0	0.00 0 0	0.00 0 0	0.00 0 0	0.20 40 8000	0.00 0 0	0.00 0 0	0.00 0 0	0.00 0 0	0.00 0 0	0.00 100 50000	1.40 80 147200

			Barley (Bhusa)	Barley (Grain)	Gram (Bhusa)	Gram (Grain)	Green Fodder	Oilseeds (Rape & Mustard)	Other Crops	Other Pulses	Paddy	Sugarcane	Wheat (Bhusa)	Wheat (Grain)
Western	Sirsa	Sorkhi	0.00 0 0	0.00 0 0	0.00 0 0	0.00 0 0	0.00 0 0	1.20 20 80000	0.00 0 0	0.00 0 0	0.00 0 0	0.80 30 90000	0.00 150 45000	4.40 220 404800
		Chikanwas	0.00 0 0	0.00 0 0	0.00 0 0	0.00 0 0	0.20 51 35640	0.00 0 0	0.00 0 0	0.00 0 0	0.00 0 0	0.00 0 0	0.00 210 69000	5.40 216 396360
		Sahuwala	0.00 0 0	0.00 0 0	0.00 0 0	0.00 0 0	0.00 0 0	0.00 0 0	0.00 0 0	0.00 0 0	0.00 0 0	0.00 0 0	0.00 40 12000	0.80 35 60390
		Umedpura	0.00 0 0	0.00 0 0	0.00 0 0	0.00 0 0	0.20 40 10000	0.00 0 0	0.00 0 0	0.00 0 0	0.00 0 0	0.00 0 0	0.00 40 10000	0.60 37 68629
		Abholi	0.00 0 0	0.00 0 0	0.00 0 0	0.00 0 0	0.00 0 0	0.00 0 0	0.00 0 0	0.00 0 0	0.00 0 0	0.00 0 0	0.00 50 9000	1.00 52 93080
		Jamal	0.00 0 0	0.00 0 0	0.00 0 0	0.00 0 0	0.20 30 5000	0.00 0 0	0.00 0 0	0.00 0 0	0.00 0 0	0.00 0 0	0.00 60 21500	1.00 55 120935
		Ottu	0.00 0 0	0.00 0 0	0.00 0 0	0.00 0 0	0.00 0 0	0.00 0 0	0.00 0 0	0.00 0 0	0.00 0 0	0.00 0 0	0.00 70 24500	1.40 80 147200
		Malekan	0.00 0 0	0.00 0 0	0.00 0 0	0.00 0 0	0.20 40 5000	0.00 0 0	0.00 0 0	0.00 0 0	0.00 0 0	0.00 0 0	0.00 50 18000	1.00 60 101476
		Panihari	0.00 0 0	0.00 0 0	0.00 0 0	0.00 0 0	0.00 0 0	0.00 0 0	0.00 0 0	0.00 0 0	0.00 0 0	0.00 0 0	0.00 90 25000	1.40 95 173407
		Bhawdin	0.00 0 0	0.00 0 0	0.00 0 0	0.00 0 0	0.00 0 0	0.00 0 0	0.00 0 0	0.00 0 0	0.00 0 0	0.00 0 0	0.00 62 18600	2.00 124 220722
		Sanvat Khera	0.00 0 0	0.00 0 0	0.00 0 0	0.00 0 0	0.20 48 8640	0.00 0 0	0.00 0 0	0.00 0 0	0.00 0 0	0.00 0 0	0.00 80 32000	1.40 73 134320

			Barley (Bhusa)	Barley (Grain)	Gram (Bhusa)	Gram (Grain)	Green Fodder	Oilseeds (Rape & Mustard)	Other Crops	Other Pulses	Paddy	Sugarcane	Wheat (Bhusa)	Wheat (Grain)
Western	Sirsa	Jalalana	0.00	0.00	0.00	0.00	0.40	0.00	0.00	0.00	0.00	0.00	0.00	1.20
			0	0	0	0	43	0	0	0	0	0	60	50
			0	0	0	0	8100	0	0	0	0	0	18000	46120
		Ding	0.00	0.00	0.00	0.00	0.00	0.80	0.00	0.00	0.00	0.00	0.00	1.20
			0	0	0	0	0	22	0	0	0	0	100	69
			0	0	0	0	0	92400	0	0	0	0	30000	126615
		Odhan	0.00	0.00	0.00	0.00	0.20	0.00	0.00	0.00	0.00	0.00	0.00	1.60
			0	0	0	0	55	0	0	0	0	0	98	90
			0	0	0	0	10450	0	0	0	0	0	29400	162000
		Alikan	0.00	0.00	0.00	0.00	0.20	1.00	0.00	0.00	0.00	0.00	0.00	2.00
			0	0	0	0	80	26	0	0	0	0	45	113
			0	0	0	0	10640	101400	0	0	0	0	13500	201705
		Jhorad Rohi	0.00	0.00	0.00	0.00	0.40	1.60	0.00	0.00	0.00	0.00	0.00	4.00
			0	0	0	0	140	36	0	0	0	0	280	220
			0	0	0	0	25200	144000	0	0	0	0	56000	396000



## APPENDIX- III- B

### Cropped area, yield and its value of crops sown on Unirrigated Land (Rabi) 2020-21

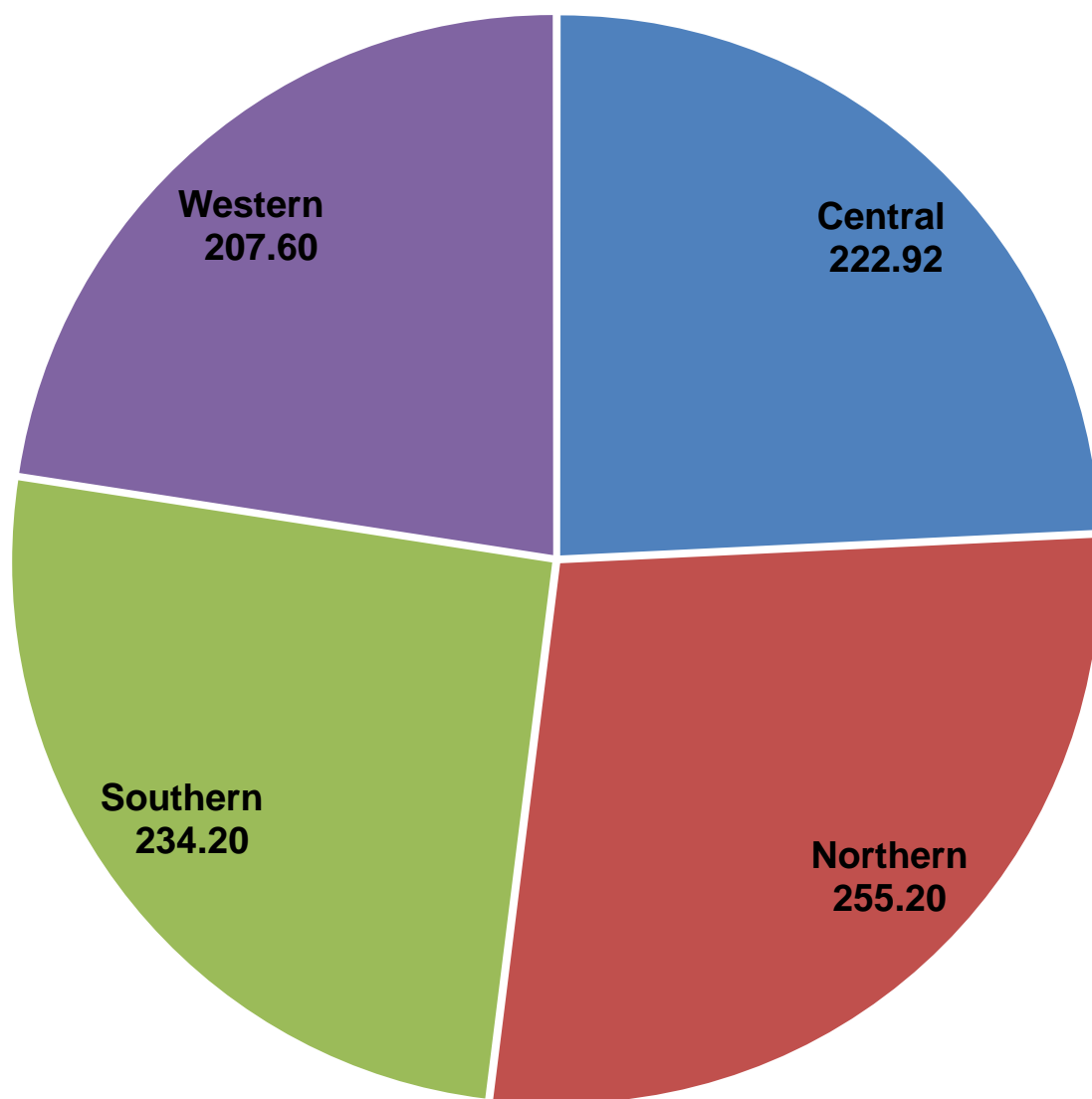
(Area in hects., Yield in Qtls., Value in Rs.)

Zone	District	Holdings	Barley (Bhusa)	Barley (Grain)	Gram (Bhusa)	Gram (Grain)	Green Fodder	Oilseeds (Rape & Mustard)	Other Pulses	Wheat (Bhusa)	Wheat (Grain)
Central	Jhajjar	Chhara	0.00	0.00	0.00	0.00	0.00	0.00	0.00	0.00	2.40
			0	0	0	0	0	0	0	0	41
			0	0	0	0	0	0	0	0	46000
	Rohtak	Lakhan Majra	0.00	0.00	0.00	0.00	0.00	0.000	0.00	0.00	0.40
			0	0	0	0	0	0	0	0	32
			0	0	0	0	0	0	0	0	41000
		Lahali	0.00	0.00	0.00	0.00	0.00	0.00	0.00	0.00	0.40
			0	0	0	0	0	0	0	0	23
			0	0	0	0	0	0	0	0	132000
		Bhali Anandpur	0.00	0.00	0.00	0.00	0.00	0.00	0.00	0.00	0.60
			0	0	0	0	0	0	0	0	42
			0	0	0	0	0	0	0	0	38000
		Dator	0.00	0.00	0.00	0.00	0.00	0.00	0.00	0.00	1.20
			0	0	0	0	0	0	0	0	32
			0	0	0	0	0	0	0	0	49500
		Makroli	0.00	0.00	0.00	0.00	0.00	0.00	0.00	0.00	0.60
			0	0	0	0	0	0	0	0	36
			0	0	0	0	0	0	0	0	53000
	Sonipat	Silana	0.00	0.00	0.00	0.00	0.00	0.00	0.00	0.00	0.40
			0	0	0	0	0	0	0	0	22
			0	0	0	0	0	0	0	0	41000
		Chhinouli	0.00	0.00	0.00	0.00	0.00	0.00	0.00	0.00	0.40
			0	0	0	0	0	0	0	0	22
			0	0	0	0	0	0	0	0	42200
	Jind	Manhorpur	0.00	0.00	0.00	0.00	0.40	0.00	0.00	0.00	0.00
			0	0	0	0	300	0	0	0	0
			0	0	0	0	35000	0	0	0	0
Northern	Ambala	Mardosahib	0.00	0.00	0.00	0.00	0.20	0.00	0.00	0.00	0.00
			0	0	0	0	72	0	0	0	0
			0	0	0	0	23650	0	0	0	0
		Badagarh	0.00	0.00	0.00	0.00	0.20	0.00	0.00	0.00	0.60
			0	0	0	0	110	0	0	25	23
			0	0	0	0	41000	0	0	15890	44215
		Fajalpur	0.00	0.00	0.00	0.00	0.00	0.00	0.00	0.00	1.20
			0	0	0	0	0	0	0	0	33
			0	0	0	0	0	0	0	0	42890

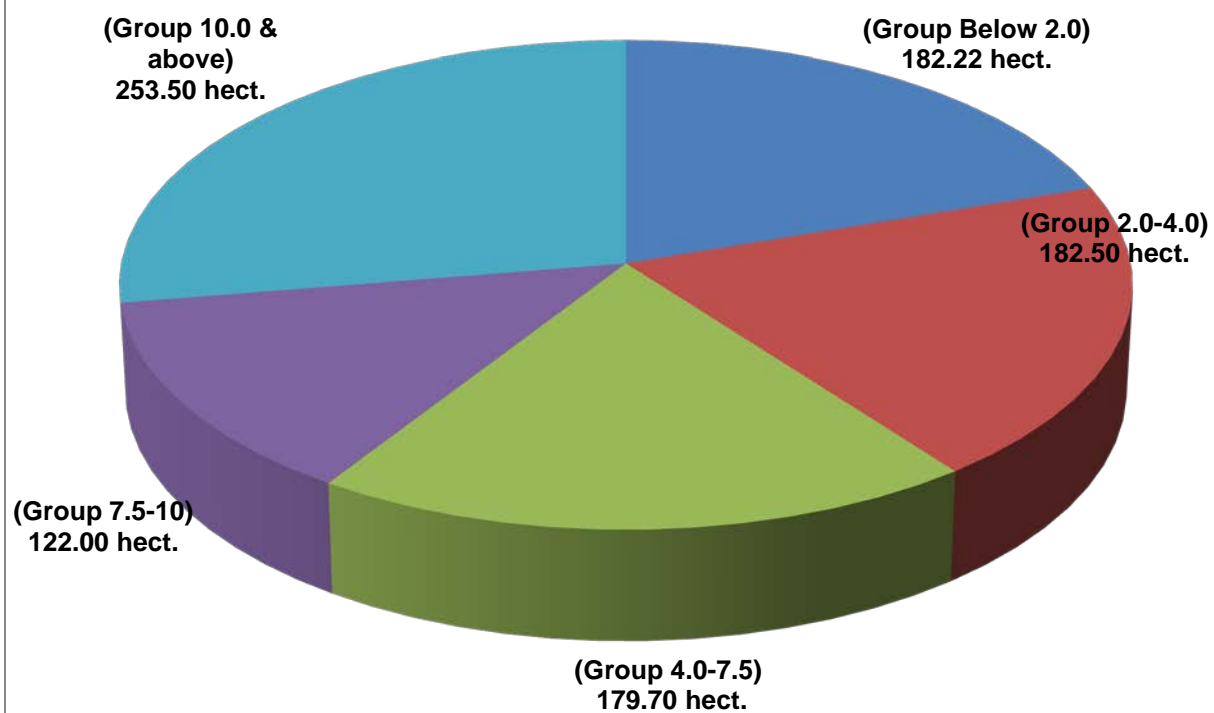
			Barley (Bhusa)	Barley (Grain)	Gram (Bhusa)	Gram (Grain)	Green Fodder	Oilseeds (Rape & Mustard)	Other Pulses	Wheat (Bhusa)	Wheat (Grain)
Northern	Panchkula	Morni	0.00	0.00	0.00	0.00	0.00	0.00	0.00	0.00	0.90
			0	0	0	0	0	0	0	0	32
			0	0	0	0	0	0	0	0	43000
		Bhuri	0.00	0.00	0.00	0.00	0.00	0.80	0.00	0.00	0.80
			0	0	0	0	0	16	0	8	18
			0	0	0	0	0	28650	0	4000	26880
Southern	Gurugram	Jamalpur	0.00	0.00	0.00	0.00	0.00	0.20	0.00	0.00	0.00
			0	0	0	0	0	4	0	0	0
			0	0	0	0	0	18590	0	0	0
	Mahendergarh	Chhilaro	0.00	0.00	0.00	0.80	0.00	0.00	0.00	0.00	0.00
			0	0	0	1.8	0	0	0	0	0
			0	0	0	37800	0	0	0	0	0
		Pwera	0.00	0.00	0.00	1.20	0.00	0.00	0.00	0.00	0.00
			0	0	15	17	0	0	0	0	0
			0	0	1875	48680	0	0	0	0	0
		Bhungarka	0.00	0.00	0.00	0.60	0.00	0.00	0.00	0.00	0.00
			0	0	0	12	0	0	0	0	0
			0	0	0	36820	0	0	0	0	0
		Satnali	0.00	0.00	0.00	0.40	0.00	1.20	0.00	0.00	0.00
			0	0	0	6	0	28	0	0	0
			0	0	0	26700	0	125088	0	0	0
		Balaha kala	0.00	0.00	0.00	9.20	0.00	0.00	0.00	0.00	0.00
			0	0	140	140	0	0	0	0	0
			0	0	18740	506090	0	0	0	0	0
	Nuh	Tai	0.00	0.00	0.00	0.00	0.00	0.40	0.00	0.00	0.00
			0	0	0	0	0	5	0	0	0
			0	0	0	0	0	22880	0	0	0
		Nagal Sahpur	0.00	0.00	0.00	0.00	0.00	0.80	0.00	0.00	0.00
			0	0	0	0	0	18	0	0	0
			0	0	0	0	0	45780	0	0	0
		Sangel	0.00	0.00	0.00	0.00	0.00	2.40	0.00	0.00	0.00
			0	0	0	0	0	36	0	0	0
			0	0	0	0	0	167820	0	0	0
		Kherli Nuh	0.00	0.00	0.00	0.00	0.00	7.60	0.00	0.00	0.00
			0	0	0	0	0	76	0	0	0
			0	0	0	0	0	319200	0	0	0

			Barley (Bhusa)	Barley (Grain)	Gram (Bhusa)	Gram (Grain)	Green Fodder	Oilseeds (Rape & Mustard)	Other Pulses	Wheat (Bhusa)	Wheat (Grain)
Western	Bhiwani	Dinod	0.00	0.00	0.00	0.00	0.00	1.60	0.00	0.00	0.00
			0	0	0	0	0	22	0	0	0
			0	0	0	0	0	82600	0	0	0
		Sungarpur	0.00	0.00	0.00	0.00	0.00	2.00	0.00	0.00	0.00
			0	0	0	0	0	42	0	0	0
			0	0	0	0	0	120400	0	0	0
		Ghanghala	0.00	0.00	0.00	0.00	0.00	1.40	0.00	0.00	0.00
			0	0	0	0	0	35	0	0	0
			0	0	0	0	0	248620	0	0	0
		Jita Khera	0.00	0.00	0.00	0.00	0.00	2.10	0.00	0.00	0.00
			0	0	0	0	0	38	0	0	0
			0	0	0	0	0	238020	0	0	0
	Hisar	Tosham	0.00	0.00	0.00	0.00	0.50	2.10	0.00	0.00	0.00
			0	0	0	0	150	35	0	0	0
			0	0	0	0	28600	218220	0	0	0
		Balawas	0.00	0.00	0.00	3.40	1.60	0.00	0.00	0.00	0.00
			0	0	0	10	200	0	0	0	0
			0	0	0	30000	42000	0	0	0	0
		Chikanwas	0.00	0.00	0.00	0.00	0.00	4.80	0.00	0.00	0.00
			0	0	0	0	0	60	0	0	0
			0	0	0	0	0	276900	0	0	0
		Moda Khera	0.00	0.00	0.00	0.00	0.00	0.00	0.00	0.00	0.00
			0	0	0	0	0	0	0	0	0
			0	0	0	0	0	0	0	0	0
		Kabrel	0.00	0.00	0.00	0.00	0.40	0.00	0.00	0.00	0.00
			0	0	0	0	160	0	0	0	0
			0	0	0	0	36500	0	0	0	0

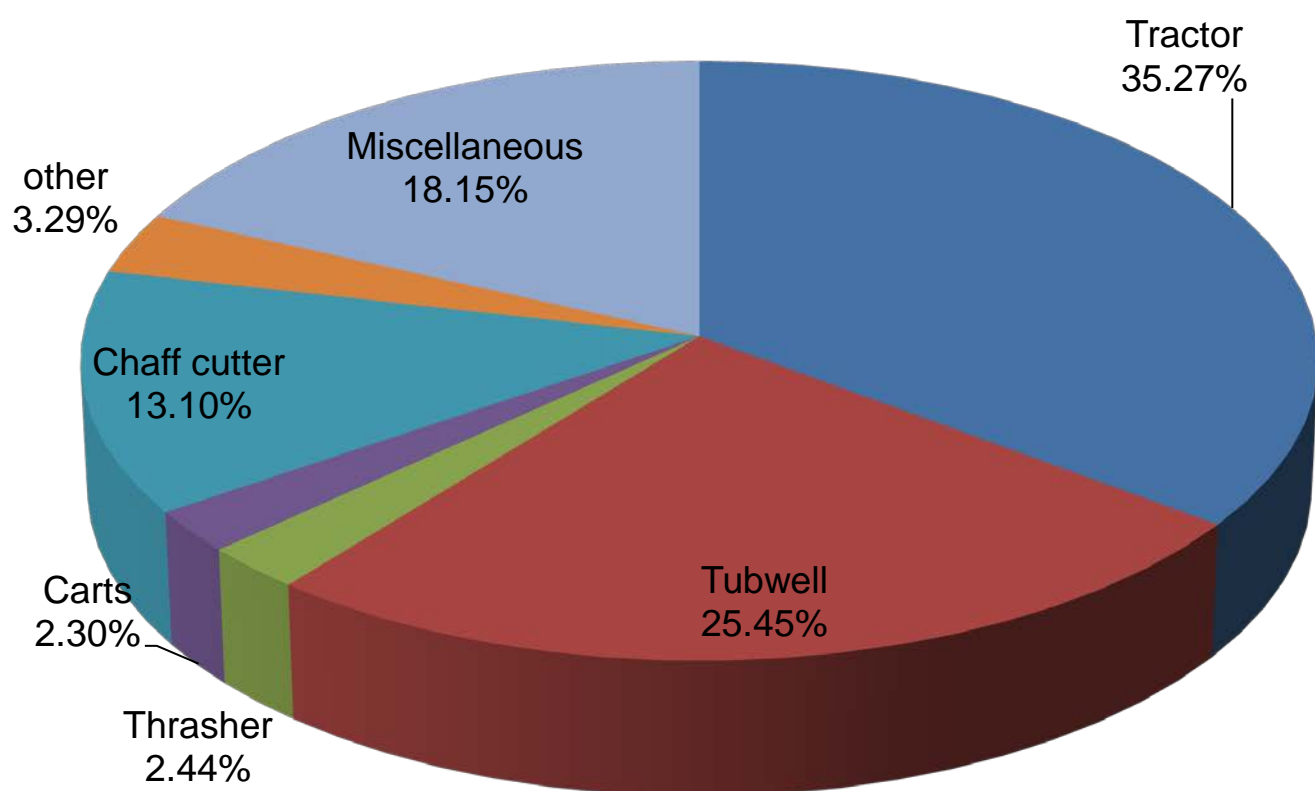
**Chart 2.2 Zone-wise classification of selected holdings under peasant proprietorship and peasant proprietorship-cum-tenancy system.  
(Area in hectares)**



**Chart 2.3 Group-wise Classification of selected holdings according to size land tenure system (Area in hectares)**



**Chart 2.9 (b) Capital investment in agricultural machineries/equipments and  
Tub-walls/pumping**



**Chart 2.9 (b) Capital investment in agricultural machineries/equipments and  
Tub-walls/pumping**

**Chart 2.15 Overall average breakup (item-wise) of annual maintenance cost per pair of bullocks(Rs)**

