


GOVERNMENT OF HARYANA  
DEPARTMENT OF ECONOMIC & STATISTICAL ANALYSIS, HARYANA

No. DESA (P)-8-11/82(C.P.I)-2021 / 9809-59 Dated: 06-09-2021  
CONSUMER PRICE INDEX NUMBERS FOR INDUSTRIAL WORKERS

(Base 1982=100)

Sr.No.	Centre	Index Numbers	
		June.2021	July.2021
Haryana	1982=100	1339	1351
	* 1972-73=100	2892	2918
1. Bhiwani	1982=100	1336	1347
	* 1972-73=100	2966	2990
2. Hisar	1982=100	1339	1350
	* 1972-73=100	2839	2862
3. Sonipat	1982=100	1340	1352
	* 1972-73=100	2975	3001
4. Surajpur- Pinjore	1982=100	1336	1347
	* 1972-73=100	2979	3004
5. Bahadurgarh	1982=100	1339	1351
6. Panipat	1982=100	1346	1358

\*Converted on old base (July 1972 to June 1973)



Additional Director  
for Director, Department. Of Economic and  
Statistical Analysis, Haryana

d/c



GOVERNMENT OF HARYANA  
DEPARTMENT OF ECONOMIC & STATISTICAL ANALYSIS, HARYANA


No. DESA (P)-8-11/82(C.P.I)-2021 / 7930-85 Dated: 05-08-2021

CONSUMER PRICE INDEX NUMBERS FOR INDUSTRIAL WORKERS

(Base 1982=100)

Sr.No.	Centre	Index Numbers	
		May.2021	June.2021
Haryana	1982=100	1328	1339
	* 1972-73=100	2868	2892
1. Bhiwani	1982=100	1325	1336
	* 1972-73=100	2942	2966
2. Hisar	1982=100	1327	1339
	* 1972-73=100	2813	2839
3. Sonipat	1982=100	1329	1340
	* 1972-73=100	2950	2975
4. Surajpur- Pinjore	1982=100	1325	1336
	* 1972-73=100	2955	2979
5. Bahadurgarh	1982=100	1327	1339
6. Panipat	1982=100	1334	1346

\*Converted on old base (July 1972 to June 1973)



Additional Director  
for Director, Department. Of Economic and  
Statistical Analysis, Haryana.

o/c



GOVERNMENT OF HARYANA  
DEPARTMENT OF ECONOMIC & STATISTICAL ANALYSIS, HARYANA

No. DESA (P)-8-11/82(C.P.I)-2021 / 7106-55

Dated: 19/07/21

CONSUMER PRICE INDEX NUMBERS FOR INDUSTRIAL WORKERS

(Base 1982=100)

Sr.No.	Centre	Index Numbers	
		April.2021	May.2021
Haryana	1982=100	1320	1328
	* 1972-73=100	2851	2868
1. Bhiwani	1982=100	1318	1325
	* 1972-73=100	2926	2942
2. Hisar	1982=100	1319	1327
	* 1972-73=100	2796	2813
3. Sonipat	1982=100	1321	1329
	* 1972-73=100	2933	2950
4. Surajpur- Pinjore	1982=100	1318	1325
	* 1972-73=100	2939	2955
5. Bahadurgarh	1982=100	1319	1327
6. Panipat	1982=100	1327	1334

\*Converted on old base (July 1972 to June 1973)



Additional Director  
for Director, Department. Of Economic and  
Statistical Analysis, Haryana.



GOVERNMENT OF HARYANA  
DEPARTMENT OF ECONOMIC & STATISTICAL ANALYSIS, HARYANA


No. DESA (P)-8-11/82(C.P.I)-2021 / 4929-79 Dated: 15-06-2021

CONSUMER PRICE INDEX NUMBERS FOR INDUSTRIAL WORKERS

(Base 1982=100)

Sr.No.	Centre	Index Numbers	
		March.2021	April.2021
Haryana	1982=100	1315	1320
	* 1972-73=100	2840	2851
1. Bhiwani	1982=100	1313	1318
	* 1972-73=100	2915	2926
2. Hisar	1982=100	1313	1319
	* 1972-73=100	2784	2796
3. Sonipat	1982=100	1315	1321
	* 1972-73=100	2919	2933
4. Surajpur- Pinjore	1982=100	1313	1318
	* 1972-73=100	2928	2939
5. Bahadurgarh	1982=100	1314	1319
6. Panipat	1982=100	1322	1327

\*Converted on old base (July 1972 to June 1973)



Additional Director  
for Director, Department. Of Economic and  
Statistical Analysis, Haryana.



GOVERNMENT OF HARYANA  
DEPARTMENT OF ECONOMIC & STATISTICAL ANALYSIS, HARYANA


No. DESA (P)-8-11/82(C.P.I)-2021 / 4034-84 Dated: 19-05-2021

CONSUMER PRICE INDEX NUMBERS FOR INDUSTRIAL WORKERS

(Base 1982=100)

Sr.No.	Centre	Index Numbers	
		Feb.2021	March.2021
Haryana	1982=100	1308	1315
	* 1972-73=100	2825	2840
1. Bhiwani	1982=100	1306	1313
	* 1972-73=100	2899	2915
2. Hisar	1982=100	1306	1313
	* 1972-73=100	2769	2784
3. Sonipat	1982=100	1307	1315
	* 1972-73=100	2902	2919
4. Surajpur- Pinjore	1982=100	1306	1313
	* 1972-73=100	2912	2928
5. Bahadurgarh	1982=100	1306	1314
6. Panipat	1982=100	1315	1322

\*Converted on old base (July 1972 to June 1973)



Additional Director

for Director, Department. Of Economic and  
Statistical Analysis, Haryana.

o/c



GOVERNMENT OF HARYANA  
DEPARTMENT OF ECONOMIC & STATISTICAL ANALYSIS, HARYANA

No. DESA (P)-8-11/82(C.P.I)-2021/3079-3128 Dated: 09-04-2021

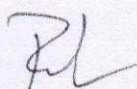
CONSUMER PRICE INDEX NUMBERS FOR INDUSTRIAL WORKERS


(Base 1982=100)

Sr.No.	Centre	Index Numbers	
		Jan.2021	Feb.2021
Haryana	1982=100	1301	1308
	* 1972-73=100	2810	2825
1. Bhiwani	1982=100	1299	1306
	* 1972-73=100	2884	2899
2. Hisar	1982=100	1299	1306
	* 1972-73=100	2754	2769
3. Sonipat	1982=100	1301	1307
	* 1972-73=100	2888	2902
4. Surajpur- Pinjore	1982=100	1299	1306
	* 1972-73=100	2897	2912
5. Bahadurgarh	1982=100	1299	1306
6. Panipat	1982=100	1309	1315

\*Converted on old base (July 1972 to June 1973)

o/c

  
Deputy Director

for Director, Deptt. Of Economic & Statistical Analysis,  
Haryana. 



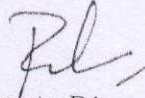
GOVERNMENT OF HARYANA  
DEPARTMENT OF ECONOMIC & STATISTICAL ANALYSIS, HARYANA

No. DESA (P)-8-11/82(C.P.I)-2021 / 2251-2300 Dated: 15-03-2021  
CONSUMER PRICE INDEX NUMBERS FOR INDUSTRIAL WORKERS  
(Base 1982=100)

Sr.No.	Centre	Index Numbers	
		Dec.2020	Jan.2021
Haryana	1982=100	1302	1301
	* 1972-73=100	2812	2810
1. Bhiwani	1982=100	1300	1299
	* 1972-73=100	2886	2884
2. Hisar	1982=100	1301	1299
	* 1972-73=100	2758	2754
3. Sonipat	1982=100	1302	1301
	* 1972-73=100	2890	2888
4. Surajpur- Pinjore	1982=100	1301	1299
	* 1972-73=100	2901	2897
5. Bahadurgarh	1982=100	1300	1299
6. Panipat	1982=100	1310	1309

\*Converted on old base (July 1972 to June 1973)

o/c

  
Deputy Director  
for Director, Department. Of Economic and  
Statistical Analysis, Haryana.