



GOVERNMENT OF HARYANA

# **ECONOMIC SURVEY OF HARYANA 2020-21**

Issued by:

DEPARTMENT OF ECONOMIC AND STATISTICAL ANALYSIS, HARYANA

**2021**



GOVERNMENT OF HARYANA

# ECONOMIC SURVEY OF HARYANA 2020-21

**Issued By:**

DEPARTMENT OF ECONOMIC AND STATISTICAL ANALYSIS, HARYANA  
YOJANA BHAWAN, SECTOR – 4, PANCHKULA

# CONTENTS

## *HARYANA AT A GLANCE*

(i-ii)

CHAPTER	TITLE	PAGE(S)
---------	-------	---------

### STATE OF ECONOMY OF HARYANA

CHAPTER-1	HARYANA ECONOMY AND PROSPECTS	1-13
CHAPTER-2	PUBLIC FINANCE, BANKING & CREDIT, FINANCIAL INCLUSION AND EXCISE & TAXATION	14-31

### ACHIEVEMENTS OF DEPARTMENTS/ BOARDS/CORPORATIONS

CHAPTER-3	AGRICULTURE & ALLIED SECTOR	32-67
CHAPTER-4	INDUSTRY, POWER, ROADS AND TRANSPORT	68-91
CHAPTER-5	EDUCATION AND IT	92-112
CHAPTER-6	HEALTH AND WOMEN & CHILD DEVELOPMENT	113- 134
CHAPTER-7	PANCHAYATI RAJ, RURAL AND URBAN DEVELOPMENT	135-149
CHAPTER-8	SOCIAL SECTOR	150-178

### *ANNEXURES*

179-184

## HARYANA AT A GLANCE

ITEM		PERIOD/YEAR	UNIT	HARYANA STATUS	ALL INDIA STATUS
<b>ADMINISTRATIVE SET UP</b>		January, 2021	No.		
(a) Divisions				6	
(b) Districts				22	
(c) Sub-Divisions				74	
(d) Tehsils				94	
(e) Sub-Tehsils				49	
(f) Blocks				142	
(g) Towns		Population Census- 2011		154	
(h) Villages (including inhabited)		Population Census- 2011		6,841	
<b>POPULATION</b>		Population Census- 2011			
(a) Total			No.	2,53,51,462	1,21,05,69,573
(b) Male			No.	1,34,94,734	62,31,21,843
(c) Female			No.	1,18,56,728	58,74,47,730
(d) Rural Percentage of Rural Population			No.	1,65,09,359 65.12	83,34,63,448 68.85
(e) Urban			No.	88,42,103	37,71,06,125
(f) Density of Population			Per Sq.Km.	573	382
(g) Literacy Rate	Male		Percent	84.1	80.9
	Female			65.9	64.6
	Total			75.6	74.0
(h) Sex Ratio			Female Per Thousand Male	879	943
<b>HEALTH INDICATORS</b>					
<b>(a) Birth Rate</b>		2018	Per Thousand		
(i) Combined				20.3	20
(ii) Rural				21.7	21.6
(iii) Urban				18	16.7
<b>(b) Death Rate</b>		2018	Per Thousand		
(i) Combined				5.9	6.2
(ii) Rural				6.6	6.7
(iii) Urban				4.9	5.1

ITEM	PERIOD/ YEAR	UNIT	HARYANA STATUS	ALL INDIA STATUS
<b>(c) Infant Mortality Rate (IMR)</b>	2018	Per Thousand		
(i) Combined			30	32
(ii) Rural			33	36
(iii) Urban			25	23
<b>(d) Maternal Mortality Ratio (MMR)</b>	2016-18	Death Per Lakh Live Birth	91	113
<b>LAND UTILIZATION</b>	2018-19			
(a) Net Area Sown		Thousand Hect.	3,601	NA
(b) Area Sown More than Once		Thousand Hect.	3,004	NA
(c) Total Cropped Area		Thousand Hect.	6,605	NA
(d) Area Sown More than Once to Net Area Sown		Percent	83.42	NA
<b>OPERATIONAL HOLDINGS</b>	Agri. Census 2015-16			
(a) No. of Operational Holdings		Thousand Number	1,628	1,46,454
(b) Area of Operational Holdings		Thousand Hect.	3,609	1,57,817
(c) Average Size of Holdings		Hect.	2.22	1.08
<b>POWER</b>	2019-20			
(a) Total Installed Capacity		MW	11,951	NA
(b) Power Available		Lakh KWH	5,21,775	NA
(c) Power Sold		Lakh KWH	4,30,946	NA
(d) Electricity Consumers		No.	68,57,609	NA
<b>STATE INCOME (At Current Prices)</b>	2019-20 (Quick Estimates)			
(a) Gross State Domestic Product (GSDP)		Rupees Crore	7,80,612	2,03,51,012
(b) Gross State Value Added (GSVA)		Rupees Crore	6,74,747	1,84,61,343
(c) Agriculture and Allied Sector GSVA		Rupees Crore	1,27,883	33,94,033
(d) Industry Sector GSVA		Rupees Crore	1,99,806	49,20,384
(e) Services Sector GSVA		Rupees Crore	3,47,059	1,01,46,926
(f) Per Capita Income		Rupees	2,47,628	1,34,186

\*\*\*

STATE OF ECONOMY  
OF  
HARYANA

# HARYANA ECONOMY AND PROSPECTS

*The State of Haryana is the land of rich culture and agricultural prosperity. It is surrounded by Himachal Pradesh in North, Uttar Pradesh in East, Punjab in West and Rajasthan in South. Adjacent to the National Capital, Delhi, the State surrounds it from three sides. It is spread over an area of 44,212 sq. km with an area covering 1.3% of the country. Haryana contributes significant amount of wheat and rice to the Central Pool i.e. a national repository system of surplus food grain. Haryana is India's 4<sup>th</sup> largest producer of cotton. Haryana has also made rapid strides in development of industrial sector. Major industries in Haryana are automotive, IT, agriculture and petrochemicals. Being a preferred destination for auto majors and auto-component manufacturers, the State is the largest automobile hub in the country. The Panipat Refinery (IOCL) situated at Panipat is the 2<sup>nd</sup> largest refinery in South Asia. The State Government has committed in creating a progressive business environment. Haryana's structural transformation from an agrarian State to industrial State, with services sector recording robust growth, the State has showed progressive development towards achieving sustainable development goals. India aspires to become a US \$5 trillion economy by 2025. Though Haryana is geographically a small State, the contribution of the State to the National Gross Domestic Product at constant (2011-12) prices has been estimated as 3.8% as per Quick Estimates of 2019-20. However, the spread of Covid-19 virus posed the most formidable economic challenge to world economy as well as Indian economy. The economy of Haryana is also adversely affected due to Covid-19 pandemic.*

## GROSS STATE DOMESTIC PRODUCT

**1.2** The Department of Economic & Statistical Analysis, Haryana prepares the estimates of Gross State Domestic Product (GSDP). As per the Advance Estimates for the year 2020-21, the GSDP of the State at current prices has been estimated as ₹ 7,64,872.41 crore, recording the negative growth of 2.0% in 2020-21 due to Covid-19 as compared to the growth rate of 10.7% achieved in 2019-20. The GSDP at constant (2011-12) prices is estimated to be ₹ 5,28,069.75 crore with a negative growth of 5.7% in 2020-21 as compared to the growth of 8.2% recorded in 2019-20. However, this negative growth of 5.7% recorded in real

GSDP is lower than the negative growth of 8.0% recorded at All India level in 2020-21. The GSDP of the State at current and constant (2011-12) prices is given in **Table 1.1** & the year over year (YoY) growth rates of GSDP in real terms are given in **Fig. 1.1**.

**1.3** The growth of Gross State Value Added (GSVA) of the State at constant (2011-12) prices was recorded as 8.0% in 2019-20. However, a negative growth of 5.2% is estimated for the year 2020-21. This negative growth of 5.2% in GSVA is mainly attributed to the negative growth of 9.6% in Industry Sector and negative growth of 5.7% in Services Sector in 2020-21.

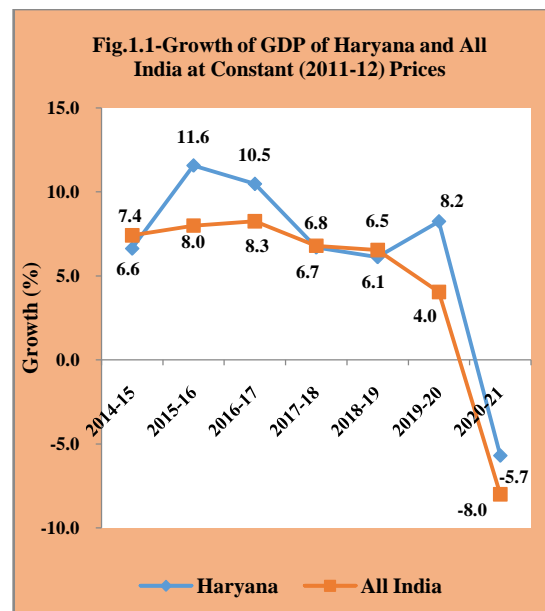
**Table 1.1-Gross State Domestic Product of Haryana**

(₹ in Crore)

Year	Gross State Domestic Product	
	At Current Prices	At Constant (2011-12) Prices
2011-12	297538.52	297538.52
2012-13	347032.01	320911.91
2013-14	399268.12	347506.61
2014-15	437144.71	370534.51
2015-16	495504.11	413404.79
2016-17	561424.17	456709.11
2017-18	644963.22	487273.84
2018-19	704957.38	517079.99
2019-20 (Q)	780612.35	559705.00
2020-21 (A)	764872.41	528069.75

Q: Quick Estimates A: Advance Estimates

Source: Department of Economic and Statistical Analysis, Haryana



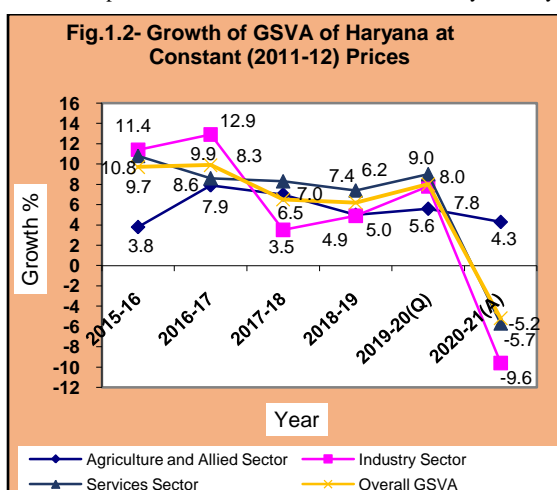
**Table 1.2- Growth in Gross Value Added at Constant (2011-12) Prices**

(Percent)

Sector	Haryana							All India
	2014-15	2015-16	2016-17	2017-18	2018-19	2019-20 (Q)	2020-21 (A)	2020-21 (A)
Agriculture & Allied	-2.2	3.8	7.9	7.0	5.0	5.6	4.3	3.0
Industry	4.7	11.4	12.9	3.5	4.9	7.8	-9.6	-8.2
Services	10.4	10.8	8.6	8.3	7.4	9.0	-5.7	-8.1
GVA	6.0	9.7	9.9	6.5	6.2	8.0	-5.2	-6.5

Q: Quick Estimates A: Advance Estimates

Source: Department of Economic and Statistical Analysis, Haryana and NSO, New Delhi.



The year on year (YoY) growth in GSVA in real terms is shown in **Table 1.2** and **Fig. 1.2**.

## STRUCTURAL TRANSFORMATION OF THE STATE'S ECONOMY

**1.4** At the time of formation of Haryana State, the State's economy was predominantly an agrarian economy. At the beginning year (1969-70) of 4<sup>th</sup> Five

Year Plan, the contribution of Agriculture and Allied Sectors (crops, livestock, forestry and fishing) to the GSDP at constant prices was the largest (60.7%) followed by Services (21.7%) and Industry (17.6%) Sectors.

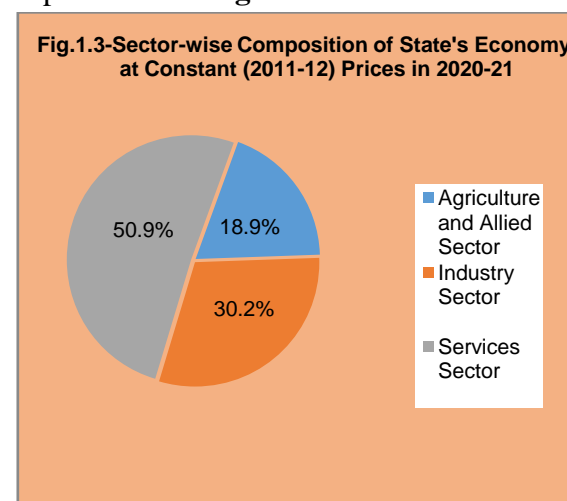
**1.5** During the period of 37 years (1969-70 to 2006-07) intervening 4<sup>th</sup> and 10<sup>th</sup> Five Year Plans, Industry and Services Sectors registered higher average annual growth than the Agriculture and Allied Sectors which resulted in the increased share of Industry and Services Sectors and decreased share of Agriculture and Allied Sectors in the GSDP. The share of Agriculture and Allied Sectors in GSDP declined from 60.7% in 1969-70 to 21.3% in 2006-07 while the share of Industry Sector increased from 17.6% in 1969-70 to 32.1% in 2006-07. The share of Services



Sector increased from 21.7% to 46.6% during this period.

**1.6** Since the 11<sup>th</sup> Five Year Plan, the pace of structural transformation of the State's economy remained continued. In spite of the robust growth recorded in Services Sector during the past era, the spread of Covid-19 pandemic has largely affected the economic activities in 2020-21. Almost all the sectors with the exception of Agriculture and Allied Activities have been adversely affected. As a result, the share of Agriculture and Allied Sectors has improved to 18.9% in 2020-21 but the share of Industry Sector has decreased to 30.2%. The share of

Services Sector at constant prices has been recorded as 50.9% in 2020-21. The share of different sectors in the State's economy is presented in **Fig.1.3**.



**Table 1.3- Per Capita Income**

Year	Per Capita Income of Haryana (₹)		Per Capita Income of All India (₹)	
	At Current Prices	At Constant (2011-12) Prices	At Current Prices	At Constant (2011-12) Prices
2011-12	106085	106085	63462	63462
2012-13	121269	111780	70983	65538
2013-14	137770	119791	79118	68572
2014-15	147382	125032	86647	72805
2015-16	164963	137833	94797	77659
2016-17	184982	150259	104880	83003
2017-18	210592	158039	115224	87586
2018-19	226409	164976	125883	92241
2019-20 (Q)	247628	176199	134186	94566
2020-21 (A)	239535	163992	127768	85929

Q: Quick Estimates A: Advance Estimates

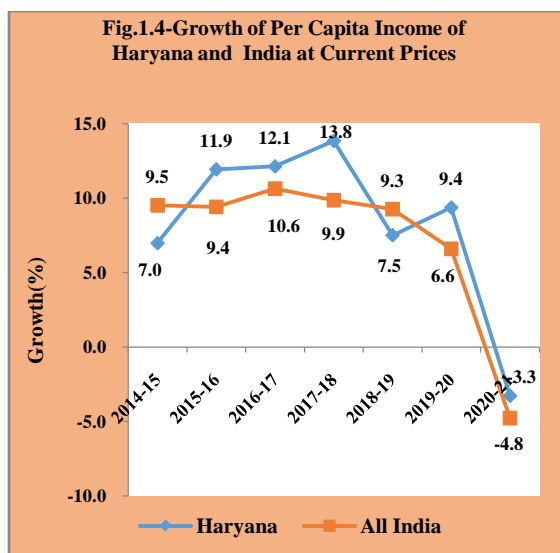
Source: Department of Economic and Statistical Analysis, Haryana and NSO, New Delhi.

## PER CAPITA INCOME

**1.7** The per capita income is the average income earned per person. At the time of formation of Haryana State in 1966, the per capita income of the State at current prices was only ₹ 608. Since then, the per capita income has increased multi fold with the exception in 2020-21 due to the impact of Covid-19 pandemic. The per capita income of the State has been presented in **Table 1.3 and Fig. 1.4**.

**1.8** The per capita income of the State at constant (2011-12) prices is estimated to be ₹ 1,63,992 during 2020-21 with a

negative growth of 6.9% as compared to the growth rate of 6.8% recorded in 2019-20. At current prices, the State's per capita income is likely to be ₹ 2,39,535 during 2020-21 showing the contraction of 3.3% as compared to the growth of 9.4% recorded in 2019-20. Though, the State is maintaining per capita income during 2020-21 at both current and constant prices higher as compared to the National per capita income of ₹ 1,27,768 and ₹ 85,929 respectively.



**Table 1.4- GSVA from Agriculture and Allied Sector at Constant (2011-12) Prices**

(₹ in Crore)

Sector	2011-12	2013-14	2014-15	2015-16	2016-17	2017-18	2018-19	2019-20 (Q)	2020-21 (A)
Crops & Livestock	59785.53	60492.59 (3.2)	58778.74 (-2.8)	61034.66 (3.8)	67216.40 (10.1)	71313.78 (6.1)	75178.15 (5.4)	79631.53 (5.9)	83412.26 (4.7)
Forestry & Logging	3894.90	3677.45 (-2.5)	3897.24 (6.0)	3984.38 (2.2)	2871.82 (-27.9)	3372.28 (17.4)	3346.06 (-0.8)	3360.06 (0.4)	3393.15 (1.0)
Fishing	858.43	855.10 (-5.3)	900.64 (5.3)	1003.17 (11.4)	1178.37 (17.5)	1567.94 (33.1)	1537.35 (-2.0)	1558.11 (1.3)	1363.22 (-12.5)
Agriculture and Allied	64538.86	65025.14 (2.8)	63576.61 (-2.2)	66022.21 (3.8)	71266.59 (7.9)	76254.00 (7.0)	80061.56 (5.0)	84549.70 (5.6)	88168.63 (4.3)

Q: Quick Estimates A: Advance Estimates \* Figures in brackets show the percentage growth over previous year.

Source: Department of Economic & Statistical Analysis, Haryana.

agricultural development in the State. Creation of these facilities coupled with agricultural research support and excellent extension network to disseminate information related to improved farm practices for farmers yielded better results as compared to other sectors of the economy even during Covid-19 pandemic.

**1.10** The Agriculture and Allied Sectors have always been an important contributor to the Gross State Domestic Product (GSDP). However, as a consequence of rapid structural transition of the State's economy over the years, the contribution of the Agriculture and Allied Sectors at constant (2011-12) prices has been recorded as 18.9% of the GSVA during the year 2020-21. The economic growth of the State has become more

## AGRICULTURE & ALLIED SECTORS

### 1.9

Agriculture is an important sector of the State economy and majority of the population is directly or indirectly dependent on agriculture and its allied activities. Accordingly, the State has accorded high priority to Agriculture Sector since its creation on 1<sup>st</sup> November, 1966. Strong infrastructural facilities such as metalled roads, rural electrification, extensive network of canals, development of market yards etc. were created which provided much needed impetus to

dependent on the growth in Industry and Services Sectors during the past few years. However, recent experience suggests that high GSVA growth without sustained and rapid agricultural growth is likely to accelerate inflation in the State jeopardizing the larger growth process. Therefore, the growth of Agriculture and Allied Sectors continues to be a critical factor in the overall performance of the State's economy.

**1.11** Agriculture and Allied Sectors consist of agriculture, forestry & logging and fishing sub-sectors. Agriculture including crop husbandry and dairy farming is the main component contributing about 95% in GSVA of Agriculture and Allied Sectors. The contribution of forestry and fishing

sub-sectors in GSVA of Agriculture and Allied Sectors is merely around 4% and 1% respectively resulting in very low impact of these two sub-sectors on the overall growth of Agriculture and Allied Sectors.

**1.12** The GSVA along with the growth rates recorded by the State's economy at constant (2011-12) prices in Agriculture and Allied Sectors over the years has been shown in **Table 1.4**. The estimates of Agriculture and Allied Sectors indicate that the growth rate increased from 3.8% in 2015-16 to 7.9% in 2016-17 but it fell to 5.0% in 2018-19. As per the Advance Estimates for 2020-21, the GSVA from this sector has been recorded as ₹ 88,168.63 crore with the growth of 4.3% . The GSVA from Agriculture Sector including crops and livestock has been estimated as ₹ 83,412.26 crore with the growth of 4.7% whereas the GSVA from forestry & logging and fishing sub-sectors

has been recorded as ₹ 3,393.15 crore and ₹ 1,363.22 crore with the growth of 1.0% and -12.5% respectively during the year 2020-21.

## AGRICULTURE INDICES

**1.13** The Indices of area under crops, agricultural production and yield from the year 2007-08 to 2019-20 (Base Triennium ending 2007-08=100) for the State show that the index of area under crops decreased from 113.94 in 2018-19 to 100.26 in 2019-20. The index of agricultural production also decreased from 120.67 in 2018-19 to 116.28 in 2019-20. However, the index of yield increased from 105.91 in 2018-19 to 115.98 in 2019-20 during this period. The index of production of foodgrains increased from 127.48 in 2018-19 to 140.22 in 2019-20 whereas the index of non-foodgrains decreased from 106.07 in 2018-19 to 65.02 in 2019-20.

**Table 1.5- GSVA from Industry Sector at Constant (2011-12) Prices**

Sector	2011-12	2013-14	2014-15	2015-16	2016-17	2017-18	2018-19	(₹ in Crore)	
								2019-20 (Q)	2020-21 (A)
Mining & Quarrying	118.82	272.40 (196.3)	330.90 (21.5)	695.23 (110.1)	1191.15 (71.3)	1089.57 (-8.5)	775.00 (-28.9)	887.37 (14.5)	1031.33 (16.2)
Manufacturing	53286.09	67459.01 (6.6)	72320.84 (7.2)	84936.38 (17.4)	97157.52 (14.4)	98987.57 (1.9)	103201.06 (4.3)	110250.74 (6.8)	99887.17 (-9.4)
Electricity, Gas, Water Supply & Other Utility Services	3446.04	2917.19 (-13.6)	3267.77 (12.0)	2960.61 (-9.4)	3561.64 (20.3)	4404.90 (23.7)	4961.61 (12.6)	5901.23 (18.9)	6107.45 (3.5)
Construction	29759.66	30686.76 (11.1)	30146.78 (-1.8)	29581.79 (-1.9)	31522.08 (6.6)	33637.05 (6.7)	35996.90 (7.0)	39155.92 (8.8)	34222.27 (-12.6)
Industry	86610.61	101335.36 (7.4)	106066.30 (4.7)	118174.01 (11.4)	133432.38 (12.9)	138119.10 (3.5)	144934.57 (4.9)	156195.25 (7.8)	141248.22 (-9.6)

Q: Quick Estimates A: Advance Estimates \*Figures in brackets show the percentage growth over previous year.

Source: Department of Economic & Statistical Analysis, Haryana.

## INDUSTRY SECTOR

**1.14** The sub-sector-wise Gross State Value Added (GSVA) along with the growth rates recorded by the Industry Sector in the State at constant (2011-12) prices during different years has been shown in **Table 1.5**. As per Quick Estimates for 2019-20, the GSVA from Industry Sector has been recorded as ₹ 1,56,195.25 crore

as against Provisional Estimates of ₹ 1,44,934.57 crore in 2018-19 recording a growth of 7.8% in 2019-20 as compared to the growth of 4.9% in 2018-19. As per the Advance Estimates for 2020-21 the GSVA from Industry Sector is estimated to be ₹ 1,41,248.22 crore recording a negative growth of 9.6% over previous year.

## INDEX OF INDUSTRIAL PRODUCTION

**1.15** Index of Industrial Production (IIP) is one of the prime indicators for measurement of trend in the industrial production over a period of time with reference to a chosen base year. The IIP is presently being prepared in the State with 2011-12 as base year by the Department of Economic and Statistical Analysis, Haryana. Growth in major sectors and use based categories of IIP for the year 2017-18 and 2018-19 are given **Table 1.6**.

**Table 1.6–Index of Industrial Production (Base year 2011-12=100)**

Industry Group	Index	
	2017-18	2018-19
Manufacturing	138.1 (3.7)	144.7 (4.8)
Electricity	110.6 (40.8)	105.7 (-4.4)
<b>Use Based Classification</b>		
A – Primary Goods Industries	117.5 (37.3)	111.8 (-4.9)
B – Capital Goods Industries	142.1 (1.7)	162.5 (14.4)
C – Intermediate Goods Industries	117.4 (-0.8)	127.1 (8.3)
D – Infrastructure / Construction Goods	136.1 (6.6)	145.9 (7.1)
E – Consumer Durable Goods	159.7 (2.4)	161.9 (1.4)
F– Consumer Non-Durable Goods	66.5 (5.4)	64.2 (-3.5)
<b>General Index of IIP</b>	<b>136.1 (5.4)</b>	<b>141.9 (4.2)</b>

Source: Deptt.of Economic & Statistical Analysis,Haryana.

**1.16** The General IIP with 2011-12 as base year increased from 136.1 in 2017-18 to 141.9 in 2018-19, registering an increase of 4.2%. The IIP of Manufacturing Sector increased from 138.1 in 2017-18 to 144.7 in 2018-19, exhibiting a growth of 4.8% over the previous year. The IIP of Electricity Sector indicated a negative growth of 4.4% as it decreased from 110.6 in 2017-18 to 105.7 in 2018-19.

**1.17** The IIP of Primary Goods Industries like argon gas, nitrogen liquid, oxygen liquid, urea, bitumen, liquefied petroleum gas (LPG) cylinders of iron and

steel, electricity etc. decreased from 117.5 in 2017-18 to 111.8 in 2018-19, which records a decrease of 4.9%.

**1.18** The IIP of Capital Goods Industries like conveyor belts, dental, motors, fan, diamond tools, cultivators, spring pins, air brake sets, axel, tracks, railway/tramway etc. increased from 142.1 in 2017-18 to 162.5 in 2018-19, which shows an increase of 14.4%.

**1.19** The IIP of Intermediate Goods Industries like mud/molasses waste, plywood board, aluminium ingots, cast iron, machine screw iron and steel, gear case assemblies, medical surgical or laboratory sterilizer etc. increased from 117.4 in 2017-18 to 127.1 in 2018-19, which records an increase of 8.3%.

**1.20** The IIP of Infrastructure/ Construction Goods like paint, cement, portland, cable, PVC insulated, scrap cast iron, cement, other products, cable, rubber insulated ceramic tiles etc. increased from 136.1 in 2017-18 to 145.9 in 2018-19, which records an increase of 7.1%.

**1.21** The IIP of Consumer Durable Goods like cotton, carded or combed, cotton fabrics, fabrics, cotton blankets, garment cloth, cotton hand bag, artificial fur, other sports footwear, except skating boots, books, rexin, audio CD/DVD player, rubber cloth/sheet, camping, pen body plastic, staplers, handicraft/ decorative fancy items etc. increased from 159.7 in 2017-18 to 161.9 in 2018-19, which records an increase of 1.4%.

**1.22** The IIP of Consumer Non-Durable Goods like dried vegetable, milk, rice basmati, sugar, biscuits, black tea, rectified spirit, chewing tobacco and filters for beverages etc. decreased from 66.5 in 2017-18 to 64.2 in 2018-19, which records a decrease of 3.5%.

## SERVICES SECTOR

**1.23** The importance of the Services Sector can be gauged by looking at its contribution to the Gross State Value Added (GSVA) of the economy. The share of Services Sector in the GSVA at constant (2011-12) prices has been estimated as 50.9% in 2020-21. The high share of the Services Sector in State GSVA marks a structural shift in the State's economy and takes it closer to the fundamental structure of a developed economy. During the period of 11<sup>th</sup> Five Years Plan, the Services Sector grew at an average annual growth rate of 12.2%. This growth rate of Service Sector was significantly higher than the average annual growth recorded for combined Agriculture and Industry

Sectors during this period. The trend of faster and sustained growth of Services Sector as compared to other two sectors also remained on the same path during the period of 12<sup>th</sup> Plan (2012-17) and thereafter.

**1.24** After recording the excellent growth throughout the 11<sup>th</sup> Five Year Plan, the Services Sector recorded a growth of 10.6%, 10.1%, 10.4%, 10.8% and 8.6% in 2012-13, 2013-14, 2014-15, 2015-16 and 2016-17 respectively. The sector recorded the growth of 8.3% and 7.4% in 2017-18 and 2018-19 respectively. As per Quick Estimates of 2019-20, the real GSVA from this sector has been recorded as ₹ 2,52,002.40 crore as against

**Table 1.7- GSVA from Services Sector at Constant (2011-12) Prices**

Sector	(₹ in Crore)								
	2011-12	2013-14	2014-15	2015-16	2016-17	2017-18	2018-19	2019-20 (Q)	2020-21 (A)
Trade, Repair, Hotels & Restaurants	33107.42	38434.40 (6.1)	43097.44 (12.1)	50324.65 (16.8)	55986.73 (11.3)	62598.69 (11.8)	68158.03 (8.9)	75943.33 (11.4)	70186.33 (-7.6)
Transport, Storage, Communication & Services related to Broadcasting	17276.89	20469.79 (9.2)	22937.61 (12.1)	24381.94 (6.3)	24631.92 (1.0)	24721.09 (0.4)	26088.07 (5.5)	27217.69 (4.3)	20947.74 (-23.0)
Financial, Real Estate & Professional Services	52584.59	68666.72 (15.5)	74026.89 (7.8)	81917.61 (10.7)	89570.59 (9.3)	95567.09 (6.7)	103251.37 (8.0)	112010.68 (8.5)	111114.59 (-0.8)
Public Administration, Defence and Other Services	19956.26	22127.24 (3.0)	25264.26 (14.2)	26587.59 (5.2)	28722.72 (8.0)	32437.10 (12.9)	33665.56 (3.8)	36830.70 (9.4)	35467.97 (-3.7)
Overall Services	122925.16	149698.16 (10.1)	165326.20 (10.4)	183211.78 (10.8)	198911.97 (8.6)	215323.97 (8.3)	231163.03 (7.4)	252002.40 (9.0)	237716.64 (-5.7)

Q: Quick: Estimates A: Advance Estimates

\* Figures in brackets show the percentage growth over previous year.

Source: Department of Economic & Statistical Analysis, Haryana.

the Provisional Estimates of ₹ 2,31,163.03 crore in 2018-19, registering a growth of 9.0%. As per the Advance Estimates for 2020-21, the GSVA from Services Sector has been estimated as ₹ 2,37,716.64 crore recording the negative growth of 5.7% over 2019-20. The negative growth recorded in Services Sector is mainly due to the negative growth recorded in trade, repair, hotels & restaurants (-7.6%), transport, storage, communication & services related to broadcasting (-23.0%), financial, real estate &

professional services (-0.8%) and public administration & other services (-3.7%) sectors (**Table 1.7**).

### Growth of Different Sub-Sectors in Services Sector

#### Trade, Repair, Hotels & Restaurants

**1.25** As per the Quick Estimates of 2019-20, the growth of this sector has been recorded as 11.4% as compared to the growth of 8.9% recorded in 2018-19. As per the Advance Estimates for 2020-21, the growth of this sub-sector is likely to be -7.6%.

## **Transport, Storage, Communication and Services related to Broadcasting**

**1.26** As per the Quick Estimates of 2019-20, the growth of this sub-sector has been recorded as 4.3% as compared to the growth of 5.5% in 2018-19. As per the Advance Estimates for 2020-21, the growth of this sub-sector is likely to be -23.0%.

## **Financial, Real Estate and Professional Services**

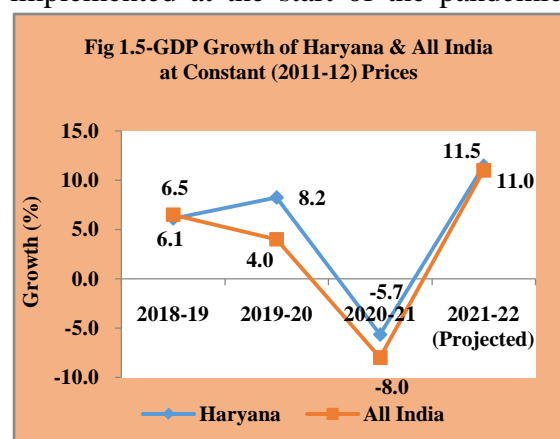
**1.27** This sub-sector recorded the growth of 8.0% and 8.5% in 2018-19 and 2019-20 respectively. As per the Advance Estimates for 2020-21, the growth of this sub-sector is likely to be -0.8%.

## **Public Administration and Other Services**

**1.28** This sub-sector recorded a growth of 3.8% and 9.4% in 2018-19 and 2019-20 respectively. As per the Advance Estimates for 2020-21, the growth of this sub-sector is likely to be -3.7%.

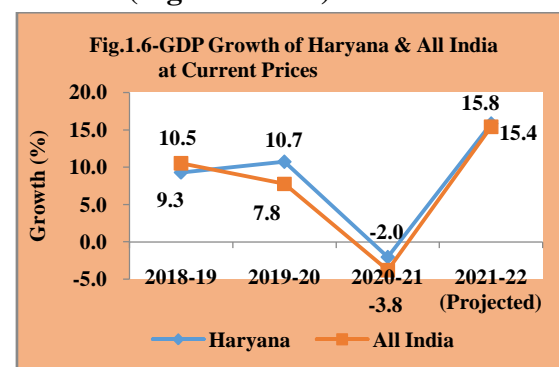
## **V-Shaped recovery in economic growth of the State**

**1.29** The spread of Covid-19 virus posed the most formidable economic challenge to the world in a century. India imposed a stringent lockdown at National level during the initial phase of the pandemic in March-April 2020 followed by gradual unlocking and phasing out of the containment measures. The lockdown implemented at the start of the pandemic



characterised India's unique response in several ways. As anticipated, the lockdown resulted in a 8.0% contraction in real GDP of the country in 2020-21. The State's GSDP is also estimated to contract by 5.7%.

**1.30** As a consequence of gradual unlocking, the economic activities in the State as well as at National level started to improve. A rapid V-shaped recovery has been projected in State's economic activities in 2021-22. As per the projection, the real GSDP growth in the State in 2021-22 has been estimated as 11.5% as compared to the negative growth of 5.7% recorded in 2020-21 making a V-shaped recovery in State economy. The sharp recovery of real GDP growth of 11.5% is expected to be based on a low base effect and inherent strengths of the economy. The real GDP growth at National level for 2021-22 has been projected as 11.0% in comparison to the negative growth of 8.0% recorded in 2020-21 (**Fig. 1.5 & 1.6**).

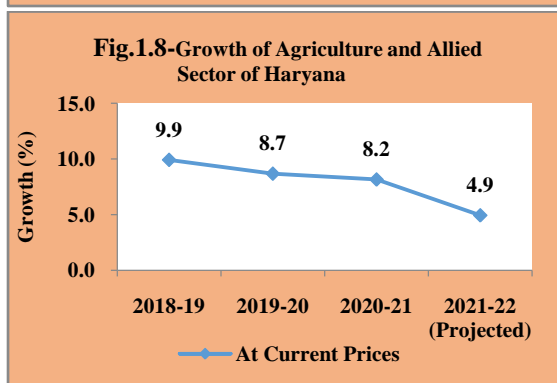
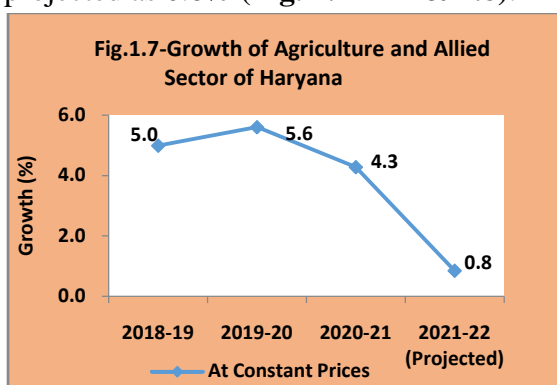


## **Sectoral trends in V-shaped recovery of State economy in 2021-22**

**1.31** Agriculture was largely insulated from the lockdown in India as timely and proactive exemptions from Covid-19 induced lockdowns to the sector facilitated uninterrupted harvesting of rabi crops and sowing of kharif crops. Agriculture is set to cushion the shock of the Covid-19 pandemic on the State economy also

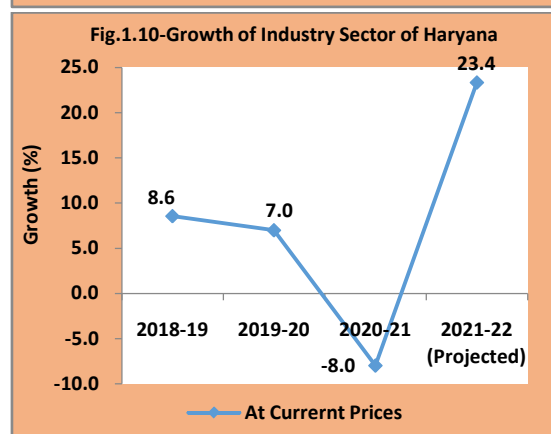
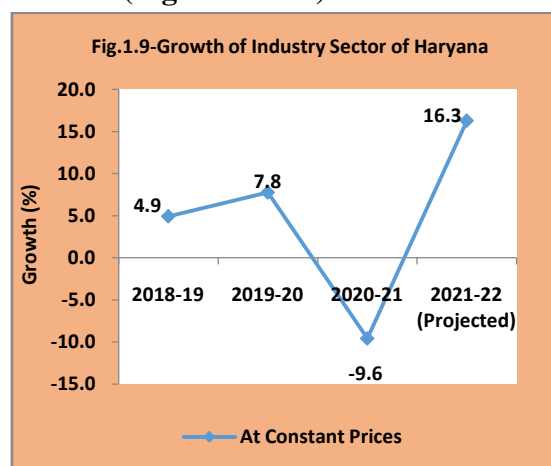
indicating that agricultural activities for rabi harvesting and kharif sowing were not much affected by the Covid-19 induced lockdown in 2020-21.

**1.32** The real growth in GSVA from agriculture & allied activities was recorded as 4.3% thus contributing positively in the GSVA of the State in spite of negative growth of 5.2% in overall GSVA of the State in 2020-21. Thus, agriculture has remained the silver lining in economic growth of the State in 2020-21. The real growth in GSVA from Agriculture & Allied Sectors for 2021-22 has been projected as 0.8% (**Fig. 1.7 & 1.8**).

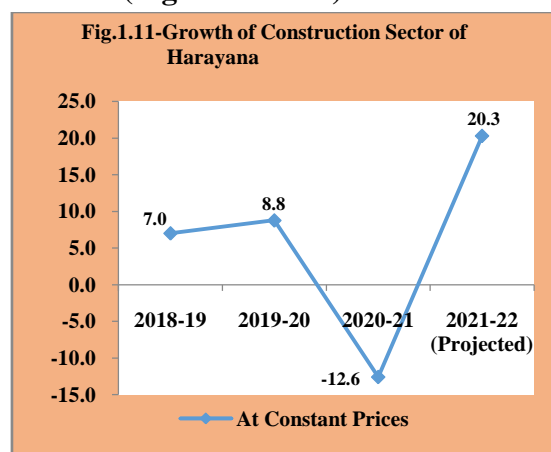


**1.33** The Industry Sector including manufacturing was badly hit hard in the crisis of pandemic. The real growth in GSVA of Industry Sector was estimated as (-) 9.6% in 2020-21. However, this sector is expected to record the growth of 16.3% in 2021-22 with a V-shaped sharp recovery in economic growth. The negative growth of 9.4% was estimated in Manufacturing Sector in 2020-21 but the

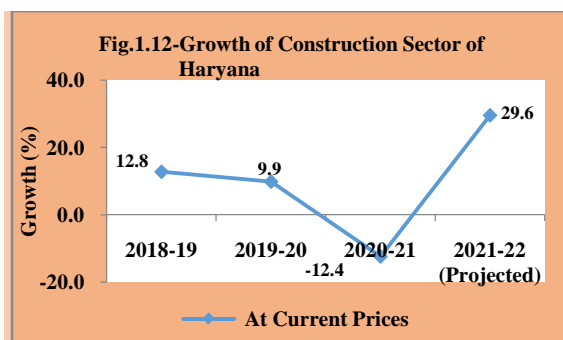
growth of 16.1% has been projected for 2021-22 (**Fig 1.9 & 1.10**).



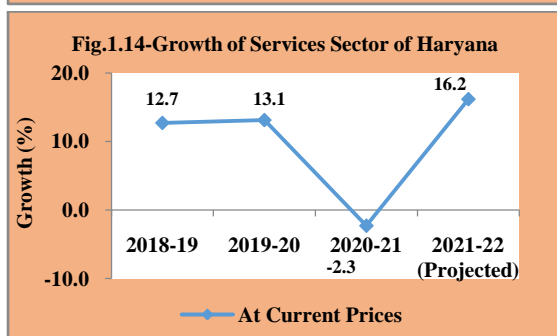
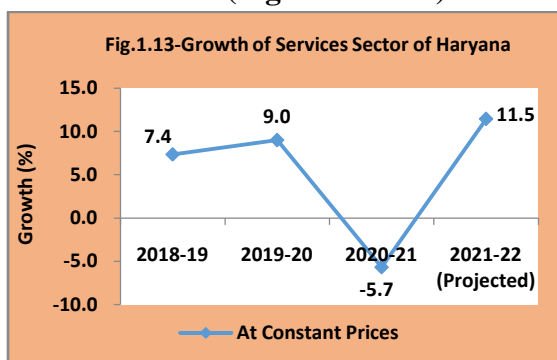
**1.34** Construction Sector was also badly hit hard due to the pandemic induced requirements of social distancing and minimisation of personal interaction. The sector recorded the negative growth of 12.6% in 2020-21. However, the growth of this sector for 2021-22 has been projected as 20.3% making a V-shaped recovery in 2021-22 (**Fig 1.11 & 1.12**).







**1.35** The major brunt of the pandemic has been borne by the Service Sector again due to the same reason of the pandemic induced requirements of social distancing and minimisation of personal interaction. The Services Sector contracted by 5.7% in 2020-21 (**Fig 1.13 & 1.14**).

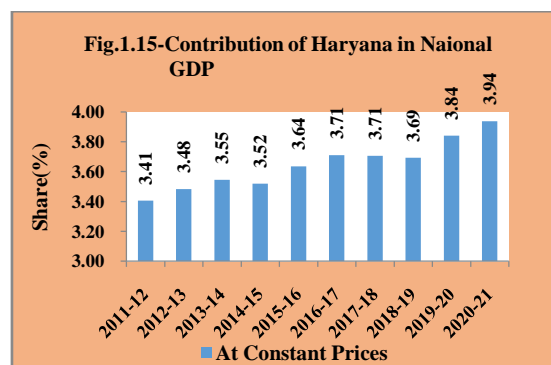


**1.36** The trade & repair services sector contracted by 7.6%. The road transport, real estate, ownership of dwellings & professional services and other services sectors recorded the negative growth of 27.8%, 1.9% and 7.7% respectively in 2020-21. As per the projection, the Services Sector is estimated to achieve the growth of 11.5% making a sharp recovery in 2021-22. The growth in trade & repair services sector for 2021-22 is projected as 13.8%. The road transport, real estate,

ownership of dwellings & professional services and other services sectors are projected to record the real growth of 45.7%, 7.1% and 14.0% respectively in 2021-22.

### Contribution of Haryana State in National GDP

**1.37** The contribution of Haryana State in National GDP has increased gradually with the passage of time. The share of GSDP of Haryana State in National GDP at constant (2011-12) prices which was recorded as 3.41 percent in 2011-12 has now increased to 3.94 percent as per the Advance Estimates of 2020-21 (**Fig.1.15**). At current prices, the share of Haryana State in National GDP is estimated to be 3.90 percent in 2020-21. In order to contribute appropriately in achieving the National target of US\$ 5 trillion nominal GDP by 2024-25, the contribution of Haryana State has been projected as ₹ 12.90 lakh crore.



### GROSS FIXED CAPITAL FORMATION

**1.38** The Department of Economic and Statistical Analysis, Haryana compiles the estimates of Gross Fixed Capital Formation (GFCF) for the State at current and constant (2004-05) prices by Industry of use, by type of Institutions and also by type of Assets. At current prices the GFCF of the State has been estimated at ₹ 94,130 crore during the year 2018-19 as against ₹ 86,061 crore during the year 2017-18 recording an increase of 9.4%. Similarly,



at constant (2004-05) prices GFCF has been estimated as ₹ 46,101 crore during the year as against ₹ 44,442 crore during the year 2017-18 recording the growth of 3.7% during the year 2018-19. The Estimates for Gross Fixed Capital Formation and growth percentage are given in **Table 1.8** and **Fig. 1.16**.

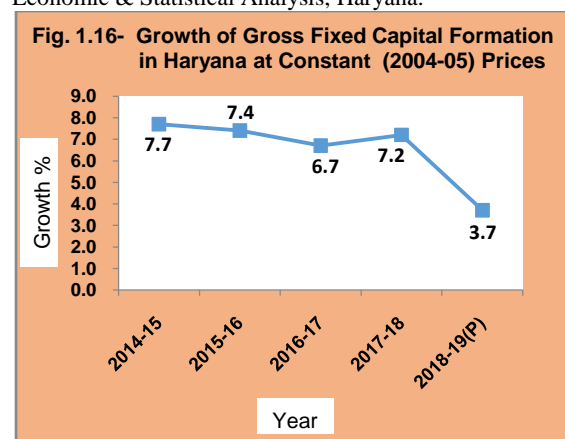
### Gross Fixed Capital Formation in Agriculture and Allied Sectors

**1.39** The contribution of Gross Fixed Capital Formation in Agriculture and Allied Sectors at constant (2004-05) prices was 9.3% in 2004-05. Thereafter, it increased from 14.3% in 2017-18 to 16.0% in 2018-19.

**Table 1.8- Gross Fixed Capital Formation in Haryana**  
(₹ in Crore)

Year	Gross Fixed Capital Formation	
	At Current Prices	At Constant (2004-05) Prices
2011-12	47948	30958
2012-13	53158	32041
2013-14	59134	33584
2014-15	65357	36158
2015-16	71116	38851
2016-17	78423	41463
2017-18	86061	44442
2018-19 (P)	94130	46101

P: Provisional Estimates, Source: Department of Economic & Statistical Analysis, Haryana.



### Gross Fixed Capital Formation in Industry Sector

**1.40** In the State, the contribution of Gross Fixed Capital Formation in Industry Sector at constant (2004-05) prices was

55.4% in 2004-05 and in 2017-18, it was 52.6% which decreased to 50.9% in 2018-19.

### Gross Fixed Capital Formation in Services Sector

**1.41** The contribution of Gross Fixed Capital Formation in Services Sector was 35.2% at constant (2004-05) prices in 2004-05. Thereafter, it increased to 33.0% in 2017-18 and 33.1% in 2018-19.

### PRICE SITUATION

**1.42** For assessing the price situation in the State, the Department of Economic & Statistical Analysis, Haryana collects regular information relating to weekly retail prices, fortnightly rural retail prices and weekly wholesale prices for agricultural commodities and quarterly house rent data and prepares the WPI of 20 agricultural commodities and CPI for Rural Haryana & Working Class respectively.

**1.43** Wholesale Price Index: The Wholesale Price Index (WPI) of 20 selected agricultural commodities (Base Agri. Year 1980-81=100) of the State from 2015-16 to 2019-20 is given in **Table 1.9**. It has increased from 1,437.3 in 2018-19 to 1,510.5 in 2019-20, showing an increase of 5.1%. This increase was 2.6 and 3.8% respectively during the year 2017-18 and 2018-19 over the previous years.

**Table 1.9- Year-wise Wholesale Price Index of 20 Selected Agricultural Commodities in Haryana**

Year	Index (Base Agri. Year 1980-81=100)
2015-16	1317.5
2016-17	1349.8
2017-18	1384.9
2018-19	1437.3
2019-20	1510.5

Source: Department of Economic and Statistical Analysis, Haryana.

**1.44** The month-wise WPI from December, 2019 to December, 2020 is presented in **Table 1.10**. The WPI rose

**Table: 1.10- Monthly Wholesale Price Index of 20 Selected Agricultural Commodities in Haryana**

Month	Index (Base Year 1980-81=100)
December, 2019	1521.2
January, 2020	1520.0
February, 2020	1515.2
March, 2020	1512.0
April, 2020	1515.2
May, 2020	1514.1
June, 2020	1516.2
July, 2020	1530.2
August, 2020	1545.1
September, 2020	1572.4
October, 2020	1580.1
November, 2020	1575.1
December, 2020	1569.1

Source: Department of Economic & Statistical Analysis, Haryana.

from 1,521.2 in December, 2019 to 1569.1 in December, 2020 registering an increase of 3.1%. This rise is mainly attributed to increase in prices of grains, pulses, oil seeds, cotton, gur and other crops.

**1.45** Consumer Price Index (Rural): It measures changes in the price level of consumer goods and services purchased by households over a period of time. The main objective of computing this Index is to watch the movement of general level of retail prices of selected essential commodities that are in the consumption basket of an average rural household in the State. Prices are collected fortnightly from 24 villages from different parts of State.

**1.46** Consumer Price Index (Rural) of Food Group moved by 7.2% during 2019-20 as compared to 5.3% during 2018-19 and General Group by 5.7% during 2019-20 as compared to 4.6% during 2018-19. Year-wise CPI (Rural) from 2015-16 to 2019-20 (**Table 1.11**).

**1.47** To observe the detail of month-wise movement of CPI (Rural) in the State, the index of December, 2019 to December, 2020 is presented in **Table 1.12**. It was 816 in December, 2019 and rose to 844 in December, 2020, registering an increase of 3.4 %.

**Table 1.11- Year-wise Consumer Price Index (Rural) in Haryana**  
(Base Year 1988-89=100)

Year	Food Index	General Index
2015-16	741	690
2016-17	766	711
2017-18	787	733
2018-19	829	767
2019-20	889	811

Source: Department of Economic & Statistical Analysis, Haryana.

**1.48** Consumer Price Index for Working Class: CPI (IW) measures the relative change over time in the level of retail prices of a fixed set of goods and services consumed by an average working class family. It is compiled by taking into account the weighted average of the monthly indices of six centres namely, Surajpur - Pinjor, Panipat, Sonipat,

**Table 1.12- Monthly Consumer Price Index (Rural) in Haryana**

(Base Year 1988-89=100)

Month	Index
December, 2019	816
January, 2020	822
February, 2020	815
March, 2020	814
April, 2020	821
May, 2020	821
June, 2020	824
July, 2020	833
August, 2020	838
September, 2020	843
October, 2020	851
November, 2020	852
December, 2020	844

Source: Department of Economic & Statistical Analysis, Haryana.

Bhiwani, Hisar and Bahadurgarh. The year-wise CPI (IW) of the State from 2016 to 2020 is presented in **Table 1.13**.

**1.49** The CPI (IW) of the State has increased by 5.4% in 2020 as compared to 6.5% in 2019. The center-wise increase was highest in Panipat (5.6%) whereas it was lowest in Bhadurgarh (5.3%) for the year 2020.

**Table 1.13- Year-wise Consumer Price Index (IW) in Haryana**

(Base Year 1982=100)

Year	Index
2016	1068
2017	1094
2018	1141
2019	1215
2020	1281

Source: Department of Economic & Statistical Analysis, Haryana.

**1.50** The detail of month-wise movement of CPI (IW) in the State is

presented in **Table 1.14**. The CPI (IW) was 1,257 in December, 2019 and rose to 1,302 in December, 2020, registering an increase of 3.6%.

**Table 1.14- Monthly Consumer Price Index (IW) in Haryana**

(Base Year 1982=100)

Month	Index
December, 2019	1257
January, 2020	1263
February, 2020	1254
March, 2020	1251
April, 2020	1263
May, 2020	1265
June, 2020	1269
July, 2020	1284
August, 2020	1292
September, 2020	1300
October, 2020	1314
November, 2020	1316
December, 2020	1302

Source: Department of Economic & Statistical Analysis, Haryana.

\*\*\*

# PUBLIC FINANCE, BANKING & CREDIT, FINANCIAL INCLUSION AND EXCISE & TAXATION

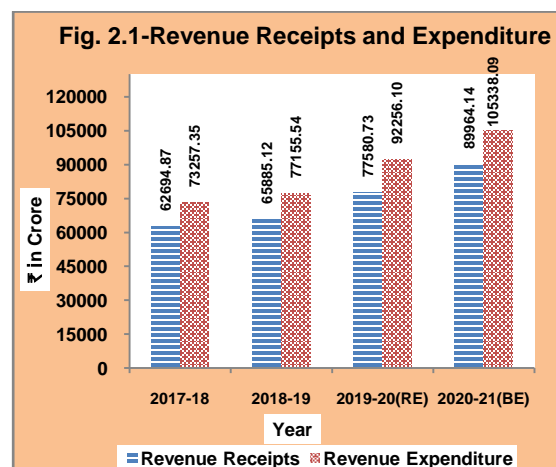
*Haryana is one of the most progressive States in the country. It has been a pioneer State in carrying out fiscal reforms and our fiscal management is reckoned as one of the best in the country. Public finance relates to the collection of taxes by the Government from those who benefit from the provision of public goods and the use of those tax funds towards production and distribution of public goods. Resource generation, resource allocation and expenditure management (resource utilization) are the essential components of a public financial management system. The purview of public finance is considered to be three fold namely; efficient allocation of resources, distribution of income, and macro-economic stabilization.*

**2.2** As a result of prudent fiscal management, fiscal parameters such as fiscal deficit and Debt to GSDP ratio of the State are within the stipulated limits prescribed by the Central Finance Commission and Government of India. As per the budget estimates for 2020-21, fiscal deficit was projected at ₹ 25,682 crore, constituting 2.73% of GSDP, which is well within the stipulated norm of 3% under FRBM Act. Similarly, the debt to GSDP ratio has also been maintained below the norm of 25% as prescribed under the FRBM Act.

## REVENUE RECEIPTS AND REVENUE EXPENDITURE

**2.3** The revenue receipts and revenue expenditure of the State from 2017-18 to 2020-21 (BE) is shown in **Fig. 2.1 and Annexures 2.1 to 2.2**. The revenue receipts comprises State's Own Tax and Non-Tax Revenue, Share in

Central Taxes and Grant-in-Aid from Centre. As per Budget Estimates of 2020-21, the revenue receipts of the Govt. of Haryana are expected to be ₹ 89,964.14 crore against the estimated revenue expenditure of ₹ 1,05,338.09 crore. The revenue receipts of the State Govt. was ₹ 77,580.73 crore against revenue expenditure of ₹ 92,256.10 crore in 2019-20 (RE). It was ₹ 65,885.12 crore against revenue expenditure of ₹ 77,155.54 crore in 2018-19.



**Table 2.1- Tax Position of the State**

(₹ in Crore)			
Year	State's Own Tax Revenue (OTR)	Share in Central Taxes (SCT)	Total Tax
2017-18	41099.38	7297.52	48396.90
2018-19	42585.60	8250.34	50835.94
2019-20 (RE)	47842.04	7111.53	54953.57
2020-21 (BE)	52095.65	8484.82	60580.47

RE - Revised Estimates, BE- Budget Estimates

Source: State Budget Documents.

**Total Tax**

**2.4** The tax position of Haryana State from 2017-18 to 2020-21 (BE) is given in the **Table 2.1**. Total tax comprises of i) State's Own Tax Revenue (OTR) and ii) State's Share in Central Taxes (SCT). State total tax is expected to increase from ₹ 48,396.90 crore (₹ 41,099.38 crore OTR + ₹ 7,297.52 crore SCT) in 2017-18 to ₹ 60,580.47 crore (₹ 52,095.65 crore OTR + ₹ 8,484.82 crore SCT) in 2020-21 (BE).

**Own Tax Revenue**

**2.5** The contribution in Own Tax Revenue from Sales Tax is estimated at ₹ 10,702.15 crore in 2020-21 (BE) as compared to ₹ 10,900.18 crore in 2019-20 (RE). Sales tax is estimated to decrease by 1.82% in 2020-21 (BE) over 2019-20 (RE) due to the implementation of State Goods and Service Tax (SGST). The contribution in tax revenue from SGST is estimated at ₹ 22,350 crore in 2020-21 (BE) as compared to ₹ 19,723.86 crore in 2019-20 (RE) showing an increase of 13.31% in 2020-21 (BE) over 2019-20 (RE). The contribution in tax revenue from State Excise is estimated at ₹ 7,500 crore in 2020-21 (BE) as compared to ₹ 6,700 crore in 2019-20 (RE) showing an increase of 11.94% in 2020-21 (BE) over 2019-20 (RE). The contribution in tax revenue from Stamps and Registration is estimated at ₹ 7,500 crore in 2020-21 (BE) as compared to ₹ 6,600 crore in 2019-20 (RE) (**Annexure 2.1**).

**Share in Central Taxes**

**2.6** Transfer from Centre mainly consists of State's Share in Central Taxes, grant for centrally sponsored schemes, grant under the award of Central Finance Commission and other grants. The Share in Central Taxes is estimated at ₹ 8,484.82 crore in 2020-21 (BE) against ₹ 7,111.53 crore in 2019-20 (RE). It shows that Share in Central Taxes is likely to increase by 19.31% in 2020-21 (BE) over 2019-20 (RE).

**Grant-in-Aid**

**2.7** The Grant-in-Aid received in the State is shown in **Table 2.2**. Apart from the valuable amount from Central taxes, Finance Commission has made recommendations regarding Grant-in-Aid to the States for specific purpose. State is expected to receive about ₹ 13,955.45 crore as Grant-in-Aid in 2020-21 (BE) against ₹ 12,492.07 crore in 2019-20 (RE). It indicates that Grant-in-Aid is likely to increased by 11.71% in 2020-21 (BE) over 2019-20 (RE).

**Table 2.2-Grant-in-Aid received from Central Government**

(₹ in crore)	
Year	Amount Received
2017-18	5185.12
2018-19	7073.54
2019-20 (RE)	12492.07
2020-21(BE)	13955.45

RE - Revised Estimates, BE- Budget Estimates

Source: State Budget Documents.

## CAPITAL RECEIPTS AND CAPITAL EXPENDITURE

### Capital Receipts

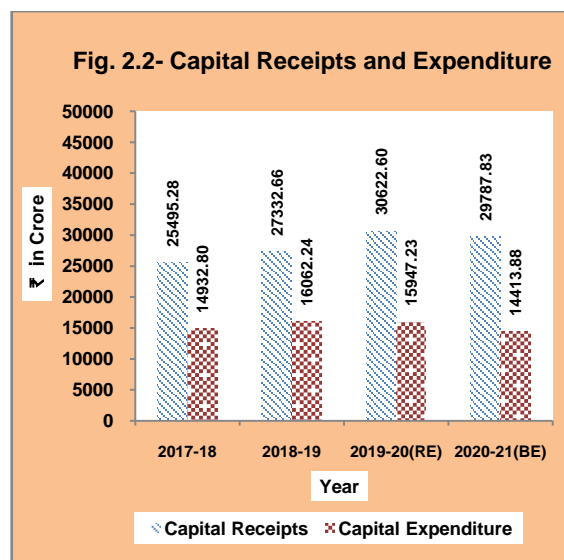
**2.8** The capital receipts and capital expenditure of the State from 2017-18 to 2020-21 (BE) is shown in **Fig. 2.2 and Annexure 2.1 and 2.2**. The capital receipts consist of three parts (i) recovery of loans (ii) misc. capital receipts and (iii) borrowing and other liabilities. Capital receipts is estimated at ₹ 29,787.83 crore in 2020-21 (BE) against ₹ 30,622.60 crore in 2019-20 (RE).

### Capital Expenditure

**2.9** Capital expenditure consists of capital outlay and lending (disbursement of loans and advances) and it results in the creation of assets. The capital expenditure of the State is estimated at ₹ 14,413.88 crore in 2020-21 (BE) against ₹ 14,932.80 crore in 2017-18 as shown in **Annexure 2.2**.

**2.10** The total developmental expenditure, comprising of social services like education, medical and public health, water supply and sanitation, social security and welfare, labour and employment, etc. and economic services like agriculture & allied activities, irrigation & flood control, power industries, transport, rural development, etc. is estimated at ₹ 81,657.72 crore in 2020-21 (BE) as against ₹ 73,503.85 crore in 2019-20 (RE), indicating an increase of 11.09%.

**2.11** The total non-developmental expenditure comprising of administrative services, organs of State, fiscal services, interest payments, pensions and miscellaneous general services etc. is estimated at ₹ 38,094.25 crore in 2020-21 (BE) as compared to ₹ 34,699.48 crore in 2019-20 (RE). The total non-developmental expenditure is estimated to increase by 9.78 % in 2020-21 (BE) over 2019-20 (RE).



### Financial Position

**2.12** The revenue account is estimated to show a deficit of ₹ 15,373.95 crore in 2020-21 (BE) as against deficit of ₹ 11,270.42 crore in 2018-19. The net deposits of small savings, provident fund etc. are estimated to show a surplus of ₹ 1,304 crore in 2020-21 (BE) as compared to ₹ 1,159.86 crore in 2019-20 (RE) (**Annexure 2.3**).

### BUDGETARY EXPENDITURE OF STATE GOVERNMENT AS PER ECONOMIC CLASSIFICATION

**2.13** In order to secure legislative control, administrative accountability and auditing of any act of spending, the expenditure in the Govt. Budget is generally classified department-wise. The Govt. budgetary transactions are significant only in terms of meaningful economic categories such as consumption expenditure, capital formation etc. and so they have to be sorted out, re-classified and re-grouped. Budget can broadly be divided into Administrative Departments and Departmental Commercial Undertakings. Administrative Departments are Govt. agencies for the implementation of social and economic policy of the Govt., whereas Departmental Commercial Undertakings are un-incorporated

enterprises owned, controlled and run directly by the Govt.

**2.14** The Economic Classification of the Budget which classifies the budgetary transactions in significant economic categories place the total expenditure at ₹ 1,15,228.91 crore in the year 2020-21 (BE) as compared to ₹ 1,06,411.43 crore in 2019-20 (RE) showing an increase of 8.29% (**Annexure 2.4**).

**2.15** The consumption expenditure of the State Govt. is estimated at ₹ 43,574.16 crore in 2020-21 (BE) against ₹ 38,509.60 crore in 2019-20 (RE). It shows that consumption expenditure is likely to

increase by 13.15% in 2020-21 (BE) over 2019-20 (RE).

**2.16** State's Gross Capital Formation i.e. investment on buildings, roads & other construction, purchase of vehicles and machinery & equipments by Administrative Departments and Departmental Commercial Undertakings is estimated at ₹ 11,356.16 crore in 2020-21 (BE) against ₹ 7,496 crore in 2019-20 (RE). In addition to the Gross Capital Formation, the State Govt. also provides financial assistance to other sectors of the economy for capital formation through capital transfers, loans & advances and by purchasing financial assets (**Annexure 2.4**).

---

## INSTITUTIONAL FINANCE

**2.17** Institutional Finance is vital for any development programme. The role of the State Govt. is to persuade the banking institutions to give greater importance to the agricultural and allied sector, particularly for poverty alleviation programmes. The institutional finance available through commercial, cooperative banks and other term lending institutions reduces pressure on the budgetary resources of the State Govt.

**2.18** The total number of Commercial Banks (CBs) and Regional Rural Banks (RRBs) branches working in the State as on September, 2020 was 4,996. The total deposits of CBs and RRBs increased to ₹ 4,61,541 crore in September, 2020. Similarly total advances in the State increased to ₹ 2,77,118 crore in September, 2020. Credit-Deposit (CD) Ratio is a significant indicator of credit flow for accelerating economic development of the State. The CD Ratio in the State has slightly decreased to 60% in September, 2020 as compared to 66% during the corresponding period of last year.

### State Annual Credit Plan

**2.19** Annual Credit Plan of the State for the current year 2020-21 envisages a credit lending of ₹ 71,331 crore. The targets up to September, 2020 for 2020-21 are increased by 15% as compared to those for the year 2019-20. Overall achievement under State Annual Credit Plan 2020-21 stood at ₹ 59,341 crore up to September, 2020 against the target of ₹ 71,331 crore which was 83% of the annual target (**Table 2.3**).

**2.20** The performance of banks regarding credit lending to agriculture & allied sector is satisfactory. Against the pro-rata target upto September, 2020 of ₹ 41,626 crore, the achievement up to September, 2020 was ₹ 32,772 crore i.e. 79%. In the micro, small & medium enterprises, the performance was quite satisfactory. The banks disbursed ₹ 21,498 crore against the annual target of ₹ 20,651 crore which is 104% of the target. In the other priority sector banks disbursed ₹ 5,071 crore against the target of ₹ 9,054 crore which is 56% of the target.

**Table 2.3- Annual Credit Plan of Haryana for 2020-21**

(₹ in Crore)

Sector	Pro-Rata Target 2020-21	Achievement (upto 30.09.2020)	Percentage Achievement
Agriculture & Allied	41626	32772	79
Micro, Small & Medium Enterprises	20651	21498	104
Other Priority Sector	9054	5071	56
<b>Total</b>	<b>71331</b>	<b>59341</b>	<b>83</b>

Source: Convener Bank, Punjab National Bank.

**Table 2.4- Disbursement by CBs and RRBs in Haryana during 2020-21 (upto Sept.,2020)**

(₹ in Crore)

Sector	Pro-Rata Target 2020-21	Achievement (upto 30.9.2020)	Percentage Achievement
Agriculture & Allied	33374	26719	80
Micro, Small & Medium Enterprises	19697	21251	108
Other Priority Sector	8700	4773	55
<b>Total</b>	<b>61771</b>	<b>52743</b>	<b>85</b>

Source: Convener Bank, Punjab National Bank.

**Table 2.5- Disbursement by Co-operative Banks in Haryana during 2020-21 (upto Sept.,2020)**

(₹ in Crore)

Sector	Pro-Rata Target 2020-21	Achievement (upto 30.09.2020)	Percentage Achievement
Agriculture & Allied	7576	5808	77
Micro, Small & Medium Enterprises	389	97	25
Other Priority Sector	248	263	106
<b>Total</b>	<b>8213</b>	<b>6168</b>	<b>75</b>

Source: Convener Bank, Punjab National Bank.

**Table 2.6- Disbursement by HSCARDB during 2020-21(upto Sept.,2020)**

(₹ in Crore)

Sector	Pro-Rata Target 2020-21	Achievement (upto 30.09.2020)	Percentage Achievement
Agriculture & Allied	342	25	7
Micro, Small & Medium Enterprises	26	2	8
Other Priority Sector	30	0	0
<b>Total</b>	<b>398</b>	<b>27</b>	<b>7</b>

Source: Convener Bank, Punjab National Bank.

**Table 2.7- Advances by Small Industries Development Bank of India during 2020-21**

(₹ in Crore)

Sector	Pro-Rata Target 2020-21	Achievement (upto 30.09.2020)	Percentage Achievement
Agriculture & Allied	0	0	0
Micro Small & Medium Enterprises	429	67	16
Other Priority Sector	0	0	0
<b>Total</b>	<b>429</b>	<b>67</b>	<b>16</b>

Source: Convener Bank, Punjab National Bank

**Bank-wise Performance of CBs and RRBs**

**2.21** Under Annual Credit Plan, for the year 2020-21, CBs and RRBs disbursed ₹ 52,743 crore upto September, 2020 against the target of ₹ 61,771 crore which is 85% of target. Advances by CBs and

RRBs during 2020-21 is given in **Table-2.4.**

**2.22** The CBs and RRBs disbursed the highest advances of ₹ 26,719 crore in agriculture & allied sector followed by ₹ 21,251 crore in micro & small



enterprises sector and ₹ 4,773 crore in other priority sector. However, the percentage of achievement against the target was highest in micro, small & medium enterprises sector 108%, followed by agriculture & allied sector 80% and other priority sector 55%.

### **Cooperative Banks**

**2.23** Haryana State Cooperative Apex Bank has disbursed ₹ 6,168 crore up to September, 2020 against the target of ₹ 8,213 crore which is 75% of the target. Sector-wise detail is given in **Table-2.5**.

### **Small Industries Development Bank**

**2.24** Small Industries Development Bank of India had advanced only

₹ 67 crore up to September, 2020 against the target of ₹ 429 crore which is 16 percent. Sector-wise detail is given in **Table-2.7**.

### **Haryana State Cooperative Agriculture & Rural Development Bank**

**2.25** Haryana State Cooperative Agriculture & Rural Development Bank (HSCARDB) disbursed ₹ 27 crore up to September, 2020 against the target of ₹ 398 crore which is 7% of the target. Sector-wise performance of Haryana State Cooperative Agriculture and Rural Development Bank (HSCARDB) during the year 2020-21 is given in **Table-2.6**.

## **THE HARYANA STATE COOPERATIVE AGRICULTURE AND RURAL DEVELOPMENT BANK LTD.**

**2.26** The Haryana State Cooperative Agriculture and Rural Development Bank Ltd. (HSCARDB) was set up on 1<sup>st</sup> November, 1966. At the time of establishment of the Bank, there were only 7 PCARDBs in the State, this number had risen to 71 PCARDBs which have been

amalgamated into 19 DPCARDBs in the year 2008 and the existing PCARDBs at Tehsil and Sub-Tehsil level act as branches of these DPCARDBs.

**2.27** The Haryana State Cooperative Agriculture and Rural Development Bank Ltd. has advanced ₹ 1141.41 lakh from 01.04.2020 to 31.12.2020. Sector-wise performance of the HSCARDB Ltd. is given in **Table 2.8**.

**Table 2.8- Sector-wise Performances of HSCARDB Ltd.**

(₹ in lakh)			
Sr. No.	Sector/ Schematic	Projected Lending Programme for the year 2020-21	Loan Advanced by DPCARDBs (01.04.2020 to 31.12.2020)
1	Minor Irrigation	6000	403.55
2	Farm Mechanisation	400	11.50
3	Land Development	2000	189.46
4	Dairy Development	1100	66.35
5	Hort./Farm Forestry	1500	67.20
6	Rural Housing	800	59.20
7	Non Farm Sector	1800	297.00
8	Purchase of Land	500	5.00
9	Rural Godowns	200	0.00
10	Others	700	42.15
	<b>Total</b>	<b>15000</b>	<b>1141.41</b>

Source: Haryana State Cooperative Agriculture and Rural Development Bank.

**2.28** The bank has refixed the rate of interest as 13% p.a. to be charged from

the ultimate borrowers w.e.f. 01.03.2019. Prior to this, the rate of interest was

13.50% p.a. The DPCARDBs have been allowed a margin of 1.75% p.a. whereas HSCARDB retains a margin of 2.45% p.a. only.

**2.29** Timely Repayment Interest Incentive Scheme of the State Govt. was launched in 2009, a total number of 17,951 farmers had availed interest subvention @ 3% amounting to ₹ 5.66 crore upto 31.12.2009. This scheme has been further extended up to 31.03.2018 with the enhanced interest subvention @ 5% p.a. 1,24,671 loanee farmers have availed 5% interest subvention to the extent of ₹ 82.38 crore from 01.01.2010 to 24.08.2014. But benefit of rate of interest was changed from 5% to 50% to the agreed rate of interest w.e.f. 25.08.2014. Under this scheme 1,00,898 loanee farmers have availed the benefit of ₹ 83.48 crore from 25.08.2014 to 30.06.2020. State Govt. has extended the Scheme upto 31.03.2023.

**2.30** Recovery Linked Incentive Scheme (OTS)-2019: The Scheme covered those defaulter loanees of DPCARDBs who could not clear their instalments of

principal and interest due to certain reasons as on 31.08.2019. As per norms of the scheme, defaulter loanee is entitled to avail 50% of entire interest liability inclusive of overdue interest as on 31.08.2019. The penal interest @ 2% p.a. is borne by Bank. The scheme cover all the purposes. The scheme has been closed on 31.01.2020. State Govt. has been extended the scheme from 11.11.2020 to 31.12.2020. Under the scheme benefit of ₹ 120.62 crore (waived off ₹ 94.95 crore interest & penal interest ₹ 25.67 crore) has been given to 15,357 defaulter loanees from 01.09.2020 to 31.12.2020.

**2.31** Financial Assistance by State Govt: The State Govt. has provided financial assistance to HSCARDB Ltd. for further providing loans to farmers and to meet out its liabilities towards NABARD. During the current financial year 2020-21 the State Govt. has also provided loan and Grant-in-Aid worth ₹ 90 crore. The year wise detail of financial assistance is given in **Table 2.9**.

**Table 2.9- Year-wise financial assistance to HSCARDB by State Govt.**

(₹ in Crore)			
Year	Loans	Grand-in-Aid	Total
2014-15	100	86	186
2016-17	200	00	200
2017-18	150	100	250
2018-19	200	100	300
2019-20	100	100	200
2020-21 up to (29-07-2020)	45	45	90
<b>Total</b>	<b>795</b>	<b>431</b>	<b>1226</b>

Source: Haryana State Cooperative Agriculture and Rural Development Bank.

## THE HARYANA STATE CO-OPERATIVE APEX BANK LTD.

**2.32** HARCO Bank occupies a vital position in the State economy. The Short Term Coop. Credit Structure consists of three tiers i.e. HARCO Bank at State level having 13 Branches and 2 Extension

Counters at Chandigarh and Panchkula, 19 Central Co-operative Banks at district headquarters with their 594 branches and 730 PACS working across the State is catering to the financial needs of 11.30 lakh members, who are residing mostly in rural areas of Haryana. The various

activities undertaken by the HARCO Bank are mobilization of deposits, raising of funds/borrowings from various higher financing agencies like RBI/NABARD, State Govt., NCDC etc. on its behalf and on behalf of the members and to provide credit to its members for agriculture, marketing and processing, consumption, manufacturing, trading, housing, transport, distribution & stocking etc. purposes in the State and serving its depositors for the last 52 years. HARCO Bank and all the Central Coop. Banks are also providing

services under Pradhan Mantri Jiban Jyoti Bima Yojana, Atal Pension Yojana and Pradhan Mantri Jeevan Surksha Bima Yojana to their customers. The HARCO Bank from a humble beginning in November, 1966 has grown into a sound financial institution with outstanding credit worthiness. It had working capital of ₹ 8,006.55 crore as on December, 2020 (**Table 2.10**). The Comparative position of advances made by the Central Cooperative Banks (Crop-wise) during the 5 years is given in **Table 2.11**.

**Table 2.10- Financial Position of HARCO Bank**

(₹ in Crore)

Sr. No.	Particulars	2015-16	2016-17	2017-18	2018-19	2019-20	Up to Dec., 2020
1.	Share Capital	137.99	143.21	172.57	245.36	275.60	275.72
2.	Own Funds	756.53	800.34	850.05	949.84	1007.93	1028.71
3.	Deposits	3104.91	3740.28	3397.93	2682.70	3632.82	3535.64
4.	Borrowings	4025.27	4300.99	4719.83	4663.96	4382.39	3314.14
5.	Loan Issued	7608.07	7397.17	7541.99	7313.05	9036.57	6087.39
6.	Loan O/S	6318.60	5564.17	6771.73	6748.65	6836.07	7499.65
7.	Profit/Loss	23.80	31.96	35.65	31.88	51.50	-
8.	Recoveries %	99.96	99.95	99.95	99.96	99.96	-
9.	Total Overdue as % to Loan O/S	0.04	0.05	0.04	0.05	0.05	-
10.	NPAs %	0.04	0.05	0.04	0.05	0.05	-
11.	Wkg. Capital	8029.50	9127.83	9039.39	8434.21	9160.82	8006.55

Source: HARCO Bank.

**Table 2.11- Crop-wise Advances by the Central Co-operative Banks.**

**(i) KHARIF CROPS**

(₹ in crore)

Season	Targets			Achievements		
	Cash	Kind	Total	Cash	Kind	Total
2016	4600.00	227.00	4827.00	4558.40	206.83	4765.23
2017	4875.00	243.00	5118.00	4749.14	233.79	4982.93
2018	5121.00	271.30	5392.30	4978.87	245.00	5223.87
2019	5285.00	300.00	5585.00	4863.35	256.23	5184.58
2020	5619.19	323.11	5942.30	526.58	241.58	5468.16

**(ii) RABI CROPS**

(₹ in crore)

Season	Targets			Achievements		
	Cash	Kind	Total	Cash	Kind	Total
2015-16	4483.00	305.00	4788.00	4523.94	361.06	4885.00
2016-17	4704.00	396.00	5100.00	4082.05	296.91	4378.96
2017-18	4731.00	414.00	5145.00	4620.06	297.79	4917.85
2018-19	5237.47	418.00	5655.47	5172.20	312.76	5484.96
2019-20	6723.86	406.61	7130.47	5326.77	332.51	5659.28

Source: HARCO Bank.

### **Revolving Cash Credit Scheme & Deposit Guarantee Scheme**

**2.33** For the benefit of farmers, 11.87 lakh Kisan Credit Cards have been issued and achieved the 100% target of issuing KCC upto March, 2020. To meet all types of loan requirement of the farmers for non-agricultural purposes, a limit upto ₹ 7 lakh is being provided under Revolving Cash Credit Scheme. In the interest of rural inhabitants, a Deposit Guarantee Scheme for PACS has been implemented from 01.11.2005. Under this scheme, deposit upto ₹ 50,000 of the members are guaranteed by the bank.

### **Interest Subvention Scheme to Prompt Payee Farmers @ Zero %**

**2.34** Crop loan in the State is provided through DCCB/PACS @ 7% pa as per RBI guidelines. Interest subvention @ 3 % is being provided by GoI to the farmers who avail crop loans and made repayment of their crop loans on or before due dates since 01.04.2009. Similarly interest subvention @ 4% is being provided by State Govt. to prompt payee farmers since 01.09.2014. Thus the effective rate of interest on crop loans is zero % for the prompt payee farmers (7%-4%-3%). This scheme is still operative.

### **Personal Accident Insurance Scheme for KCC Holders**

**2.35** Personal Accident Insurance Scheme has been implemented in the DCCBs since 2009. During the year 2019-20 under this scheme, insurance cover upto ₹ 50,000 is being provided on nominal insurance premium i.e. ₹ 4.95 for a KCC holder. The premium payable by a KCC holder is ₹ 1.65 only and balance of ₹ 3.30 is being borne by the CCBs. The

scheme will also continue for the year 2020-21.

### **Social Security Pension/Allowances Schemes**

**2.36** District Central Coop. Banks in the State have been assigned the work of distribution of pension/allowances by Social Justice Empowerment Department Haryana. 3.58 lakh pension accounts have been opened by the branches of these banks so far and pension is being disbursed through these banks. Distribution of pension through sales points of PACS is also being done in some areas. Central Coop. Banks have attained no.1 position in the State amongst all public and private sector banks in this regard.

### **Core Banking Solution (CBS) & Services to Customers under IT Sector**

**2.37** Core Banking Solution has been implemented in HARCO Bank and all Central Cooperative Banks. Under CBS, RTGS/NEFT & SMS Alert service & Direct Benefit Transfer (DBT) service are being provided to the customers. RuPay Debit Cards & Kisan Debit Cards (ATM Cards) are also being provided by HARCO Bank & DCCBs. ATM machines have been installed in HARCO Bank and Central Cooperative Bank. RuPay Kisan Cards are being provided by DCCBs to all the active loanee members to avail credit facilities. Micro ATM facilities are also being provided to the customers of HARCO Bank & DCCBs. The POS machine have been installed at PACS level in all 19 DCCBs. Mobile Banking services has been implemented in HARCO Bank. 20 mobile ATM vans have been purchased for HARCO bank and 19 DCCBs with the financial support from NABARD.

### **Transformation of PACS into Multi Service Centre (MSCs) and Central Sector Scheme under AIF**

**2.38** Govt. of India has created a leveraging Agriculture Infrastructure Fund (AIF) in which it has been mentioned that PACS can play an important role not only dispensation of agriculture credit to farmers but also purveying wide verity of credit plus services to their members at the village level. Apart from above PACS will be able to provide multi services to villagers in the rural area at their door step with the implementation of NABARD sponsor transformation of PACS into MSCs scheme.

### **One Time Settlement (OTS) Policy-2019 for PACS**

**2.39** With a view to provide opportunities to the loanee members of PACS in the State who have not been able to repay their dues for reasons beyond their control and are defaulter to PACS, One Time Settlement Scheme has been formulated to provide relief to them to clear their overdue. This scheme was in operation from 01.09.2019 and remained operative upto 31.01.2020. Under this scheme overdue amount of ₹ 1,281.77 crore was recovered upto 31.01.2020 and 2,50,824 defaulter farmer members become eligible to avail crop loan @ zero. Under this scheme approximately 39.88% principal amount was recovered upto 31.01.2020.

### **One Time Settlement (OTS) Policy-2019 for DCCBs**

**2.40** One Time Settlement (OTS) Policy- 2019 for DCCBs Scheme was introduced with a view to reduce the NPAs of the DCCBs and to provide opportunities to the borrowers of the DCCBs, who have not been able to repay their dues for reasons beyond their control. Therefore, to improve the financial health of DCCBs by minimizing the overdue/NPAs opportunity to the borrowers to avail the benefits under the scheme has been given. The scheme was in operation from 01.09.2019 and was operative upto 31.01.2020. The liability of the State Govt. is restricted to 10% of the interest amount to be waived and remaining 90% interest liability has been borne by the DCCBs. Under the scheme, 7,634 members have availed the benefit of the scheme upto 31.01.2020 and over dues amount of ₹ 165.80 crore have been recovered out of total overdue amount of ₹ 606.85 crore and approximately 27.32% of principal amount was recovered upto 31.01.2020.

### **2.41 Major Loan and Advances Schemes of HARCO Bank**

- i) Crop Loan (Kisan Credit Card)
- ii) Revolving Cash Credit Scheme
- iii) Loan for Rural Artisans
- iv) Consumption Loan
- v) M.T. Loan Sponsored Scheme
- vi) Loans for Petty Shopkeepers etc.
- vii) Personal Loan, Car Loan, House Loan Scheme etc.
- viii) Enterprise Loan Scheme
- ix) Assistance for Small Road and Water Transport Operators (SRWTO)
- x) Project Finance for Agro Based Projects
- xi) Scheme for Soft Loan Assistance for Margin Money
- xii) Loan to other Types of Societies

## **TREASURIES AND ACCOUNTS**

**2.42** At present, there are 23 District level Treasuries and 82 Sub-Treasuries in the State which maintain the accounts of all receipts and payments relating to the consolidated funds and public accounts of the State and render accounts to the Principal Accountant General, Haryana twice a month. Treasuries and Accounts Department is a nodal department for Subordinate Accounts Services (SAS) cadre comprising of Section Officers, Account Officers, Senior Account Officers and Chief Accounts Officers. Accounts Training Institute, Panchkula of the department conducts various training programmes for various categories of employees of the State Govt. Departments/ Boards/ Corporations from time to time. There are approximately 9,514 Drawing and Disbursing Officers (DDOs) of departments who interact with the Treasuries for withdrawal (expenditure) and deposits (receipts) of funds from/in the consolidated fund of the State. The department is implementing various e-Governance Projects.

### **Online Budget Allocation Monitoring & Analysis System (OBAMAS)**

**2.43** This application software is made functional and is running successfully. Under this all the Budget activities such as preparation of budget, allocation and transfer of funds etc. are being done online. Now the DDOs/ Departments can incur expenditure as per the limit fixed by Finance Department, thereby streamlining the expenditure.

### **e-Billing**

**2.44** e-Billing for all types of bills are introduced all over the State. The process of generation and submission of bills to Treasury has been made

completely automated. The process has resulted in improving efficiency in the office work at DDO level as well as at Treasury level. Around 1.55 lakh bills per month are being prepared by the DDOs using this system. In order to bring transparency, payments are being made into the bank accounts of payees using Real Time Gross Settlement/National Electronic Fund Transfer (RTGS/NEFT). Cash transactions are avoided. All DDOs have been given facility to generate file for online e-TDS return through e-Billing system without the help of Chartered Accountant (CA). The Principal Accountant General (A&E) Haryana has given approval to Haryana State to switch over from manual to digitized voucher (e-Voucher) for salary in the 1<sup>st</sup> go. Paperless vouchers for salary payment have been started in the State w.e.f. 13.08.2020 after its successful implementation in Panchkula and Chandigarh Treasuries. Around 85,000 paperless salary bills per month are being prepared by DDO's. Starting paperless vouchers for other kinds of bills are also under consideration of this department.

### **e-Gras**

**2.45** The Government Receipt Accounting System (e-GRAS) is successfully implemented across the State. All types of e-Challans are being generated by the Departments and the general public using this electronic system. The State Govt. has implemented the Payment Aggregator Services (Payment Gateway) with three banks namely SBI, PNB and IDBI Bank with approximately 56 banks attached to each aggregator. The State Govt. has also decided to use e-Kuber of Reserve Bank of India (RBI) for Payment and Receipt (e-GRAS). The integration of these two systems is under process.

## **Online Treasuries Information System (OTIS)**

**2.46** Web OTIS has been implemented in all Treasuries and Sub-Treasuries w.e.f. 01.07.2013 and is running successfully. Under this system all the three stakeholders namely concerned Treasury/Sub-Treasury, Treasury Bank and Principal Accountant General (PAG) Office are integrated with the system. Accounts in the treasuries are being prepared automatically through this system and are submitted to PAG office twice in a month.

### **e-Post**

**2.47** In order to streamline the process of sanctioning of new posts in departments including those by way of surrender of some existing posts, e-Post sanctioning module was introduced all over the State. All departments have been given the facility to send the proposal of creation of posts through this system. Exciting strength has also been entered in this system by all departments.

### **e-Pension**

**2.48** e-Pension system was introduced w.e.f. 01.10.2012. e-Pension system is functioning successfully. All pensioners whose PPOs received after 01.10.2012 are getting their pension through Pension Disbursement Cell (PDC) using e-Pension system on the first day of every month and amount transferred to their respective bank accounts through RTGS/NEFT. At present approximate 1.28 lakh pensioners are receiving their pension from PDC/ Treasuries/ Sub-Treasuries. With the introduction of Jeevan Pramaan Patra (Digital Life Certificate), the pensioners can now visit any Treasury/Sub-Treasury for life certificate once a year in the month of November.

## **e-Stamping**

**2.49** The e-Stamping system was implemented in Haryana w.e.f. 01.03.2017. In the e-Stamping system, any citizen can generate stamp paper (Non-Judicial) online through this system for more than ₹ 100 denomination. During the financial year 2019-20 total number of 28,45,214 stamp papers amounting to ₹ 5,374 crore (approximately) were generated.

## **Human Resource Management System (HRMS)**

**2.50** HRMS is the software in which the complete data of the regular employees are entered such as Service Book, ACR, Promotion, Leave, Transfer etc. This system was introduced w.e.f. June, 2016. This system has been integrated with e-Salary. Leave updation and ACP cases are also submitted through HRMS. Further, Govt. has also decided to process transfer cases through this system. Now the Govt. has decided to implement HRMS in all Boards/Corporations of the State.

## **Public Finance Management System (PFMS)**

**2.51** Government of India has developed PFMS as an online management information and decision support system to monitor the Budget and Expenditure flow under the Centrally Sponsored Schemes and Central Sector Schemes. The State has also constituted State Advisory Board, State Project Management Unit and District Project Management Unit. The State has completed integration of State Treasuries/Sub-Treasuries with PFMS and the expenditure is being shared with GoI and is visible on PFMS to all stakeholders. Some State schemes are also being implemented through this system.

## EXCISE AND TAXATION

**2.52** The Excise and Taxation Department is the main revenue generating department of the State. The Department is committed to maximize the collection of revenue under GST, HVAT Act, CST Act and Punjab Excise Act. (Haryana Validation Act, 2019). The Goods and Services Tax regime came into force w.e.f. 1<sup>st</sup> July, 2017. Haryana has been pioneer State to its implementation in the country. Haryana contributes about 4.5% to the overall national collections of GST. Year-wise status of GST collection in the State is given in **Table 2.12**. GST collections have been impacted badly due to COVID-19 during current financial year 2020-21. Month-wise adverse impact in collections of GST is given in **Table-2.13**.

**Table 2.12- Year-wise Status of GST Collection in the State**

(₹ in Crore)

Year	SGST by cash deposit	Provisional IGST Settlement	Total State Collection under SGST (2+3)	%age increase/decrease over previous year
2017-18	8537.14	1641.63	10178.77	-
2018-19	12689.46	3870.66	16560.12	62.22
2019-20	13922.20	5386.83	19309.03	16.59
2020-21 (December, 2020)	8212.71	4683.88	12896.59	-

Source: Excise and Taxation Department, Haryana.

**Table 2.13- Month-wise status of GST Collections and %age growth over the corresponding months of the previous year**

(₹ in Crore)

Month	2019-20			2020-21			%age growth over the corresponding months of previous year
	SGST by cash deposit	Provisional IGST Settlement	Total State Collection under SGST	SGST by cash deposit	Provisional IGST Settlement	Total State Collection under SGST	
April	1122.28	377.30	1499.58	253.61	-15.77	237.84	-84.14
May	1125.40	376.21	1501.61	546.11	345.25	891.36	-40.64
June	1182.33	-150.53	1031.80	878.41	521.71	1400.12	35.70
July	1070.45	959.41	2029.86	804.09	667.01	1471.10	-27.53
August	1138.59	653.42	1792.01	942.13	513.17	1455.30	-18.79
September	1053.43	510.10	1563.53	1048.13	535.03	1583.16	1.25
October	1088.10	375.11	1463.21	1195.79	1368.22	2564.01	75.23
November	1262.49	583.84	1846.33	1264.04	277.05	1541.09	-16.53
December	1205.75	402.85	1608.60	1280.40	472.21	1752.61	8.95
<b>Total</b>	<b>10248.80</b>	<b>4087.71</b>	<b>14336.50</b>	<b>8212.71</b>	<b>4683.88</b>	<b>12896.60</b>	<b>-10.04</b>

Source:- Excise and Taxation Department, Haryana.

**2.53** With a view to secure the welfare of trade and industry of the State, the Govt. of Haryana has launched two insurance schemes on 11.09.2019 (i) Mukhyamantri Vyapari Samuhik Niji Durghatna Beema Yojana (MVSNDY) (ii) Mukhyamantri Vyapari Kshatipurti Beema Yojana (MVKBY).

(i) MVSNDY: This scheme is for loss of life and permanent disability in case of accidents under Personal Accident Policy. It shall provide insurance coverage of ₹ 5 lakh to the owners of proprietorship firms, all partners of partnership firms, and all designated partners of Limited Liability Partnership (LLPs), Karta of HUF and all the Directors of Private Limited companies. The total beneficiaries under this scheme are 3.86 lakh.



(ii) MVKBY: This scheme is for loss of stock of goods and furniture & fixtures by fire, burglary, floods and earthquakes. It shall provide insurance coverage ranging from ₹ 5 lakh to ₹ 25 lakh depending upon the turnover of a registered taxpayer. The scheme covers 3.13 lakh registered taxpayers.

**2.54** The total premium under both the schemes will be borne by the State Govt. on behalf of the beneficiaries. M/s United India Insurance Company has been selected to provide insurance coverage under both the schemes. Total premium of ₹ 36.13 crore has been paid by the Govt.

**2.55** As per the claim status report dated 11.12.2020 received from M/s United India Insurance Company, a total of 42 claims had been received, out of which 26 claims have been paid and settled. An amount of ₹ 15 lakh has been paid under MVSNDYB scheme in 3 cases. Similarly, an amount of ₹ 72.70 lakh has been paid under MVKBY scheme in 23 cases.

**2.56** The excise revenue is being collected under: (i) The Punjab Excise Act, 1914, (ii) The Medicinal and Toilet Preparation (Excise Duties) Act, 1955 (upto 31.03.2017), (iii) The Narcotics Drugs and Psychotropic Substances Act, 1985 (upto 31.03.2017), (iv) Punjab Liquor Import Transport & Possession Orders, 1932 (from 01.04.2017) (v) Punjab Liquor and Permit and Pass Rules, 1932 (from 01.04.2017). A target of ₹ 7,500 crore of revenue has been fixed by the Finance Department under the Excise Head for the financial year 2020-21, against which ₹ 4,993.23 crore has been collected upto December, 2020. The excise revenue collected for the last 5 years is given in **Table 2.14**.

**Table 2.14-Year-wise Excise Revenue Collected**  
(₹ in Crore)

Year	Revenue Collected
2015-16	4373.71
2016-17	4655.84
2017-18	5028.47
2018-19	6062.57
2019-20	6361.20

**2.57** In COVID-19 pandemic period, VAT rates have been nominally increased, which is lower than our neighbourers States. VAT rate on diesel has been increased from 13.24% to 16.40% and on petrol from 22.26% to 25% w.e.f. 01.05.2020. Further, in order to secure revenue fixed rate of tax rate of ₹15.62 per litre (₹ 14.87 + ₹ 0.75 of surcharge) or 25% (including surcharge @ 5%), whichever is greater on petrol and fixed rate on VAT tax rate of ₹ 10.08 per litre (₹ 9.60 + ₹ 0.48 of surcharge) or 16.40% (including surcharge @ 5%), whichever is greater on diesel w.e.f. from 30.09.2020.

**2.58** The Govt. has constituted a Traders Welfare Board in the State. The Board would address the problems and issues of traders and take redressal measures, besides working as a bridge between State Govt. and the traders. Now, Administrative rights of the Board have been transferred to the Directorate of MSME.

**2.59** The department has also provided online facilities such as online tendering of excise vends, permit and pass, appeal module, grievance portal and helpdesk, issuance of statutory forms, payment of tax, filing of returns, assessments and arrears and recoveries etc. for ease of doing business in the State with comprehensive computerization of department activities.

**2.60** Back-end Software for GST: GST is an IT based Taxation System and Haryana is fully equipped for its smooth

implementation. Haryana is one of the 9 Module-1 States with the purpose of implementation/enforcement of GST wherein it shall design, develop and implement the back-end GST Module on

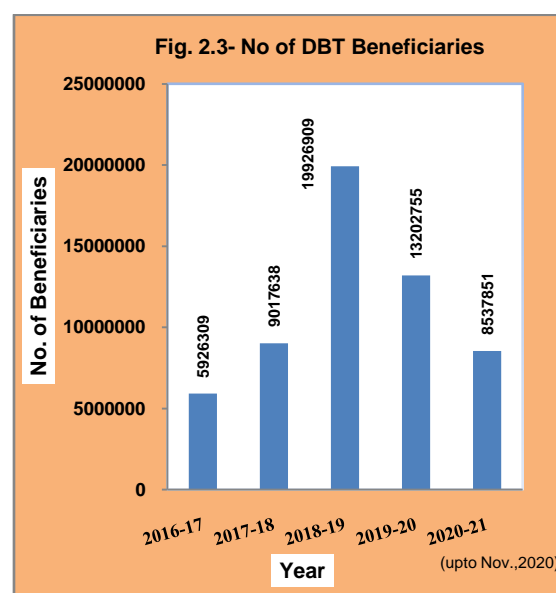
its own. The department has develop and implemented various back-end modules under GST laws such as Registration, Amendment, cancellation, Payment, Return etc.

## FINANCIAL INCLUSION

### Direct Benefit Transfer (DBT)

**2.61** Direct Benefit Transfer is a major reform initiative launched by Government of India on 1<sup>st</sup> January, 2013 to re-engineer the existing cumbersome delivery processes using modern Information and Communication Technology. DBT is an attempt to ensure a better and more timely delivery of benefits to the people. This marks a paradigm shifting the process of delivering government benefits like payments, fuel subsidies, food grain subsidies, etc. directly into the hands of beneficiaries, speeding up payments, removing leakages, and enhancing financial inclusion. DBT is a direct and time-bound transfer system which enables the government to transfer benefits using just an individual's bank account number preferably linked through Aadhaar. This Aadhaar number or the biometric input, being unique in nature, removes 'duplicate/ghost beneficiaries' from the Govt. databases. The total savings of the Govt. due to DBT from the financial year 2014-15 to 2020-21 (up to September, 2020) is ₹ 1,182.21 crore. The total beneficiaries of the DBT schemes in the year 2019-20 were 1,32,02,755 and in the year 2020-21 (upto November, 2020) are 85,37,851. Year-wise total beneficiaries of DBT schemes is depicted in **Fig. 2.4**. The State DBT portal is in operation since September, 2017. The State Departments are in the process of uploading more State and Centrally Sponsored Schemes (sharing basis) on the

State DBT portal along with beneficiaries and transactional data. Up to 31.12.2020, 130 State/ Centrally Sponsored Scheme



have been uploaded on the State DBT portal. Out of these 130 schemes, 74 are State Schemes and 56 Centrally Sponsored Schemes.

### Stand Up India

**2.62** This scheme was launched in April, 2016. The objective of the Stand Up India scheme is based on recognition of the challenges faced by SC, ST and Women Entrepreneurs in setting up enterprise, obtaining loans and other support needed from time to time for succeeding in business. As per direction of GoI every branch of the each bank has to provide at least one loan to each SC/ST and Women beneficiary between ₹ 10 lakh and ₹ 1 crore. Under Stand Up India programme, loan of ₹ 4,973.54 lakh has been sanctioned to 230 entrepreneurs

(69 SCs/STs and 161 Women) by 130 bank branches from 01.04.2020 to 30.09.2020 in the State.

### **Pradhan Mantri Jan Dhan Yojana**

**2.63** This scheme was launched on 28<sup>th</sup> August, 2014. Upto September, 2020, 75.38 lakh bank accounts have been opened in the state and 62.90 lakh RuPay cards have been issued, which is 83.44% of the total accounts opened as given in **Table 2.15**.

**Table 2.15- Accounts Opened, Aadhaar Seeding & RuPay Cards Issued Under PMJDY**

Particulars	Upto 30.09.2020
Accounts Opened	7538092
Aadhaar Seeding	6646102
RuPay Cards Issued	6290020

Source: Finance Department Haryana.

### **Pradhan Mantri Mudra Yojana**

**2.64** Micro Units & Development Refinance Agency Ltd. (MUDRA) was launched on 8<sup>th</sup> April, 2015 as a new financial entity for developing and refinancing last mile financial intermediaries like banks, NBFCs and MFIs etc. which are in the business of lending to smaller of the micro enterprises in manufacturing, trading and service sector. On the same day Pradhan Mantri MUDRA Yojana was launched to “fund the unfunded” by bringing such enterprises to the formal financial system and extending affordable credit to them. It is felt that there is a need to give a special boost to the bank finance on a mission mode, considering enormous task in reaching to the large number of such units, currently excluded from the formal credit. This segment mainly consists of non-farm enterprises in manufacturing, trading and services whose credit needs are below ₹ 10 lakh. The MUDRA loans have been classified into Shishu, Kishore and Tarun. It would be the endeavour of MUDRA that

at least 60% of credit goes to Shishu category units and the balance to Kishore and Tarun categories. The progress of MUDRA loans is given in **Table 2.16**.

**Table 2.16- No. of Accounts and Amount Disbursed Under PMMY**

Scheme	Loan Limit (₹)	From 1.4.2020 to 30.09.2020	
		Total no. of accounts	Amount disbursed (₹ lakh)
Shishu	Upto 50000	66600	16820
Kishore	50001 – 500000	24372	40776
Tarun	500001 - 1000000	6801	41369
<b>Total</b>		<b>97773</b>	<b>98965</b>

Source: Finance Department, Haryana.

### **Pardhan Mantri Suraksha Bima Yojana**

**2.65** This scheme is a one year cover, renewable from year to year, Accidental Insurance Scheme offering insurance of ₹ 2 lakh on accidental death and disability cover for disability on account of an accident. This scheme was launched on 9<sup>th</sup> May, 2015 which is being offered/administered through Public Sector General Insurance Companies (PSGICs) and other General Insurance Companies. All saving bank account holders in the age group of 18-70 years can enroll themselves participating banks on payment of an annual premium of ₹ 12 renewable on year to year basis. Upto 31.03.2020, banks enrolled 35,05,479 persons under this scheme and enrolment increased to 36,58,102 up to 30.09.2020. Out of 3,532 lodged claims of ₹ 6,969 lakh, 2,949 claims of ₹ 5,816 lakh have been settled up to 30.09.2020 under this scheme.

### **Pradhan Mantri Jeevan Jyoti Bima Yojana**

**2.66** This scheme came into effect from 1<sup>st</sup> June, 2015. The scheme is being implemented through Life Insurance Corporation of India/other insurance companies willing to offer product on

similar terms with necessary approvals and tie ups with banks for this purpose. Under this scheme, all saving bank account holders with the age-group of 18-50 years can enroll themselves to avail benefits of the scheme on payment of annual premium of ₹ 330. Under the scheme, ₹ 2 lakh is payable on member's death due to any reason. Up to 31.03.2020, banks enrolled 10,60,500 persons under the scheme and enrolment increased to 11,46,765 up to 30.09.2020. Out of 6,118 lodged claims of ₹ 12,236 lakh, 5,621 claims of ₹ 11,242 lakh have been settled up to 30.09.2020.

#### **Atal Pension Yojana (APY)**

**2.67** Keeping in mind the concern about the old age income security of the working poor, to focus on encouraging and enabling them to save for their retirement, to address the longevity risks among the workers in unorganized sector and to encourage them to voluntarily save for their retirement, the GOI has introduced

Atal Pension Yojana, with effect from 1<sup>st</sup> June, 2015. All bank account holders which are citizen of India and in the age group of 18-40 years can join APY and avail benefits of the scheme on payment of subscription. Under APY, there is guaranteed minimum monthly pension for the subscribers ranging between ₹ 1,000 to ₹ 5,000 per month depending upon the premium paid and age of entry to the scheme by the subscriber. To get a fixed monthly pension between ₹ 1,000 per month and ₹ 5,000 per month, the subscriber has to contribute on monthly basis between ₹ 42 and ₹ 210, if he joins at the age of 18 years. For the same fixed pension levels, the contribution would range between ₹ 291 and ₹ 1,454, if the subscriber joins at the age of 40 years. Up to 31.03.2020, banks enrolled 4,13,208 persons under the scheme and enrolment increased to 4,83,063 up to 30.09.2020.

---

#### **Swarna Jayanti Haryana Institute for Fiscal Management**

**2.68** The Swarna Jayanti Haryana Institute for Fiscal Management (SJHIFM) is a centre of excellence for research in public policy and economy and it works as “Policy Think-Tank” for the State. It is helping all the departments and stakeholders in mainstreaming “Monitoring and Evaluation” system of the State schemes and outlays based on the 17 “Sustainable Development Goals” as well as upgrading the capacities through structured seminars/workshops and research programmes. The Institutes is conducting consultancy studies and till date 9 Good Practice Studies have already been conducted for the various departments of Haryana. It is striving for strengthening the State capacity to achieve

SDGs for the State. Haryana is one of the first few States to adopt the Output-Outcome Framework at the State-level and SJHIFM is facilitating the process from very first stage to implement Output-Outcome Framework for an open, transparent and to citizen welfare rather than just accounting for welfare expenditure.

**2.69** The Mukhya Mantri Parivar Samridhi Yojana (MMPSY) is a unique initiative of the Govt. of Haryana. The scheme, which is one of the largest social security programme in the country, has been designed under the leadership of Chief Minister of Haryana, to secure the future of underprivileged sectors of the society and a step towards universal social security by ensuring Life and Accidental Insurance for all Economically Weaker

Sections (EWSs) along with assured pension and Family Provident Fund for Farmers and Unorganised workers of the State.

**2.70** SJHIFM had been designated as the nodal agency for implementation of MMPSY scheme in the State. MMPSY is one of its kind initiatives, where benefits are linked to a family rather than an individual and each family has a choice to opt the type of benefit that may be availed

by each of its member. Through this scheme, benefits of 5 Central Govt. schemes are being provided under single umbrella. Each family which is covered under MMPSY scheme is eligible to get benefits up to ₹ 6,000 annually. Till date 13,51,266 families have been enrolled under MMPSY scheme. The benefit under the scheme has so far been disbursed to the tune of ₹ 270.36 crore by covering 8,76,103 families.

\*\*\*

ACHIEVEMENTS  
OF  
DEPARTMENTS/  
BOARDS/  
CORPORATIONS

## AGRICULTURE & ALLIED SECTORS

*Strong infrastructure facilities, coupled with agriculture research support and excellent extension network to disseminate the information related to improved farm practices to farmers, yielded tangible results and the State has become a food surplus State. High priority has been accorded to the agriculture & allied sectors in the State.*

**3.2** Haryana is a land locked State in North India. It is between 27°39' to 30°35' Latitude and between 74°28' to 77°36' Longitude. Haryana is extremely hot in summer (around 45°C/113°F) and

mild in winter. The hottest months are May & June and coldest are December & January. The month-wise detail of Actual rainfall occurred and Normal rainfall in the State is given in **Table 3.1 & 3.2.**

**Table 3.1- Actual Rainfall Occurred and Normal Rainfall during January, 2020 to June, 2020 (MM)**

District	January, 2020		February		March		April		May		June	
	A	N	A	N	A	N	A	N	A	N	A	N
Ambala	55.3	34.8	2.7	35.0	94.0	25.1	34.0	6.3	74.7	22.7	49.7	105.2
Bhiwani	5.5	17.3	3.8	10.1	32.4	8.8	0.0	5.4	19.7	11.8	21.5	32.3
Faridabad	12.0	10.2	33.3	8.8	89.3	7.0	10.7	4.2	5.0	7.6	51.0	42.2
Palwal	5.8	10.2	34.3	8.8	102.8	7.0	5.8	4.2	0.0	7.6	0.0	28.1
Fatehabad	15.0	18.5	4.0	10.7	42.7	12.1	0.0	7.0	22.7	13.7	0.0	31.3
Gurugram	19.4	12.1	12.7	10.3	41.0	10.6	12.2	9.0	25.9	15.5	33.2	38.0
Mewat	2.4	12.1	14.0	10.3	61.0	7.4	4.0	5.4	5.6	10.3	32.2	41.3
Hisar	5.3	14.1	8.0	12.1	38.3	9.7	1.0	9.1	63.7	13.9	42.1	35.1
Jhajjar	5.1	10.5	5.2	12.2	48.9	8.0	5.8	5.9	13.1	8.9	43.0	34.4
Jind	14.7	18.5	2.2	21.7	57.5	14.3	1.7	4.9	31.5	15.1	64.5	40.7
Kaithal	23.0	25.7	1.8	17.0	69.2	17.5	4.7	9.1	45.0	9.3	28.7	42.2
Karnal	53.5	30.7	11.0	22.3	80.5	19.4	10.0	9.0	44.7	11.8	76.9	60.3
Kurukshetra	61.6	31.7	4.2	21.1	94.5	21.0	15.3	10.4	56.5	9.0	119.4	66.3
M/garh	3.7	10.5	0.0	12.0	67.9	9.2	8.1	5.6	43.1	17.8	10.7	43.5
Panchkula	39.6	46.2	8.2	36.7	70.8	30.6	11.6	8.3	28.0	27.4	39.4	105.6
Panipat	15.4	21.6	0.0	15.4	54.0	13.2	0.4	9.3	23.8	8.7	34.0	55.1
Rewari	10.0	11.4	5.3	9.9	79.0	7.7	0.0	4.9	42.3	13.6	62.5	33.1
Rohtak	2.0	20.9	0.0	16.8	12.4	15.5	0.0	6.8	0.0	15.4	0.0	49.5
Sirsa	15.8	12.4	0.0	11.1	15.0	10.6	4.9	4.6	20.9	11.9	7.8	23.0
Sonepat	15.8	20.1	0.0	15.6	56.3	14.9	0.0	9.4	0.0	14.3	0.0	46.2
Y/Nagar	83.5	47.9	12.2	34.5	87.5	30.0	20.1	11.9	59.0	26.3	60.9	117.8

A: Actual, N: Normal

Source: Department of Agriculture and Farmers Welfare, Haryana.

**Table 3.2- Actual Rainfall Occurred and Normal Rainfall during July, 2020 to November, 2020**  
(MM)

District	July, 2020		August		September		October		November	
	A	N	A	N	A	N	A	N	A	N
Ambala	128.7	307.8	290.3	326.0	22.0	177.6	0.0	23.0	16.0	7.4
Bhiwani	56.9	128.2	27.7	132.0	22.1	56.0	0.0	11.5	1.2	4.3
Faridabad	190.4	201.6	203.6	234.7	23.6	121.7	0.0	20.6	5.3	2.9
Palwal	0.0	160.4	25.3	171.8	1.0	86.6	0.0	20.6	6.0	2.9
Fatehabad	32.1	104.3	55.6	95.9	17.0	51.5	0.0	8.3	1.3	3.4
Gurugram	130.2	169.0	275.5	185.2	37.7	80.1	0.0	20.1	0.5	4.4
Mewat	86.4	167.2	308.4	194.0	11.0	99.3	0.0	20.4	3.4	3.4
Hisar	109.0	118.8	26.3	113.8	17.7	57.4	0.0	10.3	8.9	4.3
Jhajjar	174.6	159.3	160.1	151.2	25.8	72.4	0.0	9.1	0.3	4.1
Jind	201.3	142.3	38.5	147.0	1.2	85.6	0.0	11.0	13.6	5.1
Kaithal	332.4	128.3	47.6	140.1	0.0	73.4	0.0	13.9	6.9	4.6
Karnal	199.9	197.8	153.2	224.3	13.5	94.6	0.0	24.7	21.0	5.6
Kurukshetra	275.5	202.3	209.8	203.3	6.0	91.1	0.0	18.9	20.8	4.8
M/garh	70.6	154.3	95.6	144.4	49.9	53.2	0.0	18.1	1.5	3.3
Panchkula	106.8	327.0	148.4	346.6	22.8	171.2	0.0	20.6	9.2	13.2
Panipat	123.0	176.2	162.4	203.9	0.0	86.5	0.0	18.3	4.6	3.9
Rewari	49.8	150.1	161.3	183.5	32.5	69.1	0.0	16.7	1.0	3.9
Rohtak	0.0	194.1	79.0	195.8	2.8	68.6	0.0	14.9	0.6	5.1
Sirsa	83.4	99.8	43.0	81.7	0.5	37.6	0.0	9.5	8.9	4.5
Sonepat	133.8	194.4	143.2	208.7	0.0	85.2	0.0	19.3	3.0	5.4
Y/Nagar	243.6	304.4	320.1	325.4	15.7	144.5	0.0	35.4	16.0	6.6

A: Actual, N: Normal

Source: Department of Agriculture and Farmers Welfare, Haryana.

**Table 3.3- Area under Principal Crops**

(‘000’ Hectare)

Year	Wheat	Paddy	Total Food Grains	Sugarcane	Cotton	Oilseeds	Gross Area Sown
1966-67	743	192	3520	150	183	212	4599
1970-71	1129	269	3868	156	193	143	4957
1980-81	1479	484	3963	113	316	311	5462
1990-91	1850	661	4079	148	491	489	5919
2000-01	2355	1054	4340	143	555	420	6115
2005-06	2303	1047	4311	129	584	736	6509
2010-11	2504	1243	4702	85	493	521	6499
2011-12	2531	1234	4581	95	602	546	6489
2012-13	2497	1206	4302	101	593	568	6376
2013-14	2499	1244	4361	101	567	549	6471
2014-15	2628	1277	4479	96	647	495	6502
2015-16	2576	1353	4451	93	615	526	6502
2016-17	2542	1385	4537	102	571	522	6502
2017-18	2531	1422	4532	115	669	559	6548
2018-19	2553	1447	4558	109	708	626	6490*
2019-20	2534	1559	4703	96	723	659	-

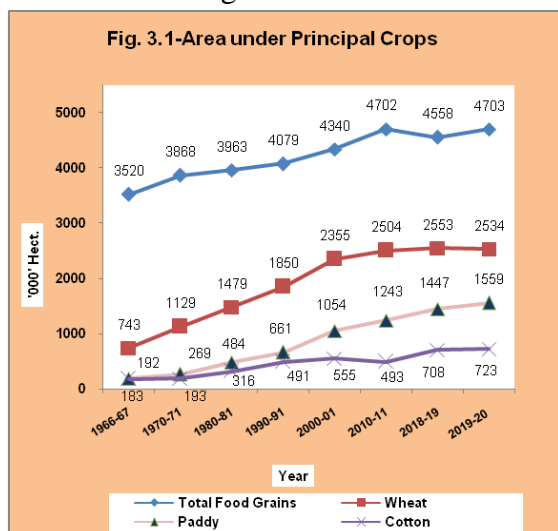
\* Provisional.

Source: Department of Agriculture and Farmers Welfare, Haryana.



### Area under Principal Crops

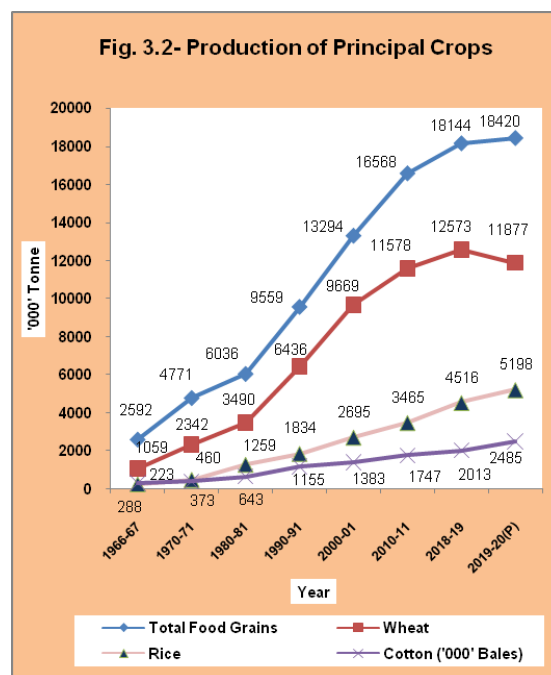
**3.3** The area under Principal Crops in the State is presented in **Table 3.3** and **Fig. 3.1**. The gross area sown in the State during 1966-67 was 45.99 lakh hectare. However, during 2018-19 the gross area sown in the State is likely to have been 64.90 lakh hectare. The contribution of area under wheat and paddy crops to the total gross area sown in the State was 61.63% during 2018-19. The area under Paddy crop was 25.34 lakh hectare in 2019-20. The area under commercial crops i.e. sugarcane, cotton and oilseeds has shown fluctuating trends.



### Production of Principal Crops

**3.4** The production of principal crops in the State is presented in **Table 3.4** and **Fig. 3.2**. The food-grains production in the State has reached an impressive level of 184.20 lakh tonne during the year 2019-20, registering an increase of more than seven time as compared to 25.92 lakh tonne food-grains production in 1966-67. The wheat and paddy crops have played a major role in pushing up this agricultural production. The production of rice was 51.98 lakh

tonne in 2019-20. Similarly, the production of wheat was 118.77 lakh tone in 2019-20. The production of oilseeds and sugarcane during 2019-20 was 11.75 lakh tone and 77.30 lakh tonne, respectively. The production of Cotton was estimated 24.85 lakh bales in 2019-20. Haryana is a major contributor of food-grains to the Central Pool. More than 60% export of Basmati Rice is taking place from the State.



### Yield of Principal Crops

**3.5** The average yield of Wheat and Rice during 2019-20 in Haryana was 4,687 kg. and 3,334 kg. per hectare, respectively. The average yield of wheat and rice during 2020-21 is estimated to be 4,728 and 3,323 kg. per hectare respectively (**Table 3.5**).

### Targeted Area, Production and Average Yield of Major Crops

**3.6** The targets of area, production and average yield of major crops for the year 2020-21 of the State are given in **Table 3.6**.

**Table 3.4- Production of Principal Crops**

Year	('000' Tonne)					
	Wheat	Rice	Total F/grain	Sugarcane	Cotton ('000' Bales)	Oilseeds
1966-67	1059	223	2592	5100	288	92
1970-71	2342	460	4771	7070	373	98
1980-81	3490	1259	6036	4600	643	188
1990-91	6436	1834	9559	7800	1155	638
2000-01	9669	2695	13294	8170	1383	571
2005-06	8853	3194	13006	8310	1502	830
2010-11	11578	3465	16568	6042	1747	965
2014-15	10457	3989	15341	7035	1939	729
2015-16	11350	4142	16332	6992	995	841
2016-17	12310	4451	17877	8167	2046	956
2017-18 (R)	12265	4880	18039	9709	1623	1122
2018-19	12573	4516	18144	8505	2013	1278
2019-20 (P)	11877	5198	18420	7730	2485	1175

R: Revised.

Source: Department of Agriculture and Farmers Welfare, Haryana.

**Table 3.5- Average Yield of Wheat and Rice in Haryana and at all India Level**

Year			(Kg./Hect.)	
	Haryana		India	
	Wheat	Rice	Wheat	Rice
2000-01	4106	2557	2708	1901
2005-06	3844	3051	2619	2102
2010-11	4624	2788	2988	2339
2014-15	3979	3124	2750	2391
2015-16	4406	3061	3034	2400
2016-17	4842	3214	3200	2494
2017-18	4847	3432	3371*	2578*
2018-19	4925	3121	-	-
2019-20	4687	3334	-	-
2020-21**	4728	3323	-	-

\* Provisional, \*\* Tentative

Source: Department of Agriculture and Farmers Welfare, Haryana.

**Crop Diversification**

**3.7** Crop diversification is a sub-scheme of Rashtriya Krishi Vikas Yojana (RKVY). It is indented to promote technological innovation for sustainable agriculture and enable farmers to choose alternate crops to increase productivity and income. This scheme/programme not only helps to encounter the problem of depletion of ground water but also to improve soil health and to maintains

dynamics equilibrium of agro-eco-system. Under this programme, the alternate crops such as maize, pulses, kharif moong/summer moong, dhaincha etc. are promoted. Site specific activities through distribution of dhaincha seed to improve soil health are also being promoted. Awareness training camps are also being organized for diversification from paddy to other alternate crops and restoration of soil fertility, agro-processing, value addition of

**Table 3.6- Targeted Area, Production and Average Yield of Major Crops**

Crops	Area (‘000’ Hect.)	Production (‘000’ Tonne)	Average Yield (Kg./Hect.)
Rice	1328.1	4412.9	3323
Jowar	48.7	25.8	530
Maize	12.2	36.0	2951
Bajra	439.2	888.0	2022
Kharif Pulses	50.1	27.1	541
<b>Total/Av. Kharif Foodgrains</b>	<b>1878.3</b>	<b>5389.8</b>	<b>2870</b>
Wheat	2534.0	11980.0	4728
Gram	60.0	67.0	1117
Barley	22.0	52.0	2364
Rabi Pulses	8.0	8.0	1000
<b>Total/Av. Rabi Foodgrains</b>	<b>2624.0</b>	<b>12107.0</b>	<b>4614</b>
<b>Commercial Crops</b>			
Sugarcane	113.3	9155.0	80803
Cotton (Lint)*	738.4	2158.3	497
Kharif Oil Seed	10.7	10.3	963
Rabi Oil Seed	650.0	1199.0	1845

\* Cotton production in Bales of 170 kg. each.

Source: Department of Agriculture and Farmers Welfare, Haryana.

crop produce to make farming a profitable enterprise. The State is also promoting crop diversification in the districts other than the CDP districts by implementing a state scheme viz “Scheme for Promotion of Crop Diversification in Haryana”.

### **Crop Insurance Scheme**

**3.8** The Pradhan Mantri Fasal Bima Yojana (PMFBY) is being implemented in the State since Kharif 2016. Paddy, Bajra, Maize & Cotton crops for Kharif and Wheat, Barley, Gram, Mustard and Sunflower crops for Rabi is being covered under the scheme. The Central Govt. has made amendment under PMFBY from Kharif 2020. The scheme is voluntary for the farmers, keeping in view, State Govt. has decided to implement the scheme from Kharif 2020 to Rabi 2022-23. Under this scheme, the farmer’s share of

premium is 1.5% for Rabi crops, 2% for Kharif crops and 5% for Cotton. Following risk will be covered in standing crop under the scheme i.e. inundation (except paddy), hailstorm, flood, drought, cloud burst. In addition to this the assessment of yield loss will be on individual plot basis in case of occurrence of cyclone, cyclonic rains and unseasonal rains resulting in damage to harvested crop lying in the field in ‘cut and spread’ condition, up to a maximum period of 14 days from harvesting. The progress under PMFGY is given in **Table 3.7**.

### **Soil Health Management**

**3.9** Soil Health Card Scheme was launched by the Prime Minister of India on 19.05.2015 at Suratgarh, Rajasthan with the objective to address nutrient deficiency

and to promote Soil Test based nutrient management. Under this scheme, Soil Health Card (SHCs) are to be issued to all farmers in a cycle of two years in the State. The scheme was introduced in the State since April, 2015. During 1<sup>st</sup> cycle of the scheme i.e. 2015-16 and 2016-17, the target of about 13.42 lakh soil samples to be tested was given by the GoI. All the samples were tested and 45.21 lakh Soil Health Card issued to the farmers. The 2<sup>nd</sup> cycle (2017-18 & 2018-19) of the scheme started in May, 2017. About 13.55 lakh soil samples have been collected during the year 2017-18 and 2018-19. Out of these, 41.21 lakh Soil Health Cards have been distributed and remaining are under progress. As per success stories received from different districts, the farmers applied the doses of fertilizer as per recommendation in the SHC resulting in reduction in input cost and an increase in the yield. Further during year 2019-20 a Pilot Project has been started under which holding wise soil samples are to be collected by selecting block wise villages i.e. 122 villages from 122 blocks in 22 districts. Under this pilot project 25,605 soil samples have been collected, tested and 23,625 Soil Health Cards distributed so far.

### **Rashtriya Krishi Vikas Yojana (RKVY)**

**3.10** Remunerative Approaches for Agriculture and Allied Sector Rejuvenation (RAFTAAR)-RKVY-RAFTAAR aims at making farming a remunerative economic activity through strengthening the farmers efforts, risk

mitigation and promoting agri-business entrepreneurship. During the year 2019-20, the State Level Sanctioning Committee (SLSC) had approved the projects of ₹ 351.02 crore for RKVY General and SCSP. The Haryana State had made a provision of ₹ 350 crore under RKVY General and ₹ 20 crore under RKVY SCSP for the year 2019-20. The GoI made an allocation of ₹ 114.13 crore [i.e. ₹ 93.67 crore for RKVY General + ₹ 20.46 crore for RKVY SCSP] for the year 2019-20. Against which GoI released an amount of ₹ 89.48 crore under RKVY General as well as SCSP. Beside this, an amount of ₹ 81.27 crore (General + SCSP) of last year (2018-19) is revalidated by State Govt. The total funds released by Haryana Govt. during 2019-20 was ₹ 149.85 crore under RKVY General and ₹ 20.90 crore under RKVY SCSP, against which an amount of ₹ 106.73 crore have been utilized. An amount of ₹ 340 crore has been earmarked under RKVY General and ₹ 20 crore for RKVY SCSP by the Govt. of Haryana for the year 2020-21. Against which Govt. of Haryana has approved the projects of ₹ 286.87 crore for the year 2020-21. The 1<sup>st</sup> Installment from GoI for the current year is still awaited. Beside this, the Govt. of Haryana has also released an amount of ₹ 58.24 crore under RKVY General and ₹ 10.57 crore under RKVY SCSP component of 2019-20 during current year, which have been allocated to the projects of concerned departments for further implementation, against which ₹ 25.79 crore has been utilized by till date.

**Table 3.7-The Cropping Season Wise progress under PMFBY****(₹ in Lakh)**

Season	Total farmers Covered	Number of farmers Benefited	Collected Premium			Total Premium	Claim
			Farmers Share	State Share	Central Share		
Kharif 2016	738795	150881	12735.62	8332.42	4616.37	25684.41	23423.05
Rabi 2016-17	597298	62606	6994.67	1892.81	1892.81	10780.29	5702.64
Kharif 2017	632421	242699	12486.66	11435.53	6181.92	30104.11	80499.83
Rabi 2017-18	691246	77433	8125.68	3378.77	3378.77	14883.22	8624.74
Kharif 2018	722953	322574	13908.27	26084.97	18099.62	58092.86	79729.23
Rabi 2018-19	774947	80721	10236.94	8526.07	8526.07	27289.08	12705.24
Kharif 2019	820585	255119	16743.15	39950.81	28969.97	85663.92	55559.41
Rabi 2019-20	890453	135212	10162.66	13156.30	13156.30	36475.23	31830.03
<b>Total</b>	<b>5868698</b>	<b>1327245</b>	<b>91393.65</b>	<b>112757.68</b>	<b>84821.83</b>	<b>288973.12</b>	<b>298074.17</b>

Source: Department of Agriculture and Farmers Welfare, Haryana.

**Table 3.8 (a) - Progress of National Food Security Mission (NFSM)-Wheat**

Intervention	Unit	2019-20				2020-21	
		Targets		Achievement		Targets	
		Physical	Financial (₹ lakh)	Physical	Financial (₹ lakh)	Physical	Financial (₹ lakh)
1. Demonstration on improved technology	Hect.	4773	429.57	4693	59.67	750	67.50
2. Cropping system based demonstration	Hect.	1227	184.05	1176	176.40	162	24.30
3. Distribution of seeds – HYVs seeds	Qtl.	18408	306.80	17573	175.73	2810	45.49
4. Integrated Nutrient Management (INM)	Hect.	11100	80.50	9805	71.01	5853	33.65
5. Integrated Pest Management (IPM)	Hect.	29920	149.60	23110	115.55	400	4.63
6. Resource conservation technology/tools/Machine	Nos.	2580	27.48	2125	23.79		
7. Efficient water application tools							
(i) Sprinkler Sets/Pump sets	Nos.	1500	150.00	1091	109.10	150	15.00
(ii) Pipe for water carrying	Mtr.	1000	150.00	280	42.00	50000	25.00
8. Cropping system based training	Nos.	40	56.00	40	5.60	14	1.95
9. Miscellaneous		0	0.00		0.00		0.00
<b>Total Financial</b>			<b>1534.00</b>		<b>778.85</b>		<b>217.52</b>

**Table 3.8(b) - Progress of National Food Security Mission (NFSM)-Pulses**

Intervention	Unit	2019-20				2020-21	
		Targets		Achievement		Targets	
		Physical	Financial (₹ lakh)	Physical	Financial (₹ lakh)	Physical	Financial (₹ lakh)
1. Demonstration on improved technology	Hect.	1283	115.47	284	25.56	1450	130.50
2. Cropping system based demonstration	Hect.	323	48.45	104	15.60	332	49.80
3. Distribution of seeds – HYVs seeds	Qtl.	3479	163.98	901	41.950	2125	90.00
4. Integrated Nutrient Management (INM)	Hect.	7488	41.93	2693	14.98	16809	90.12
5. Integrated Pest Management (IPM)	Hect.	8001	40.00	1385	6.92	1600	33.60
6. Resource conservation technology/tools/Machine	Nos.	2680	34.39	652	8.61		
7. Efficient water application tools							
(i) Sprinkler Sets/Pump sets	Nos.	947	94.70	76	7.60	825	82.50
(ii) Pipe for water carrying	Mtr.	0	0.00	0	0.00	0	0.00
8. Cropping system based training	Nos.	54	7.56	26	3.64	60	8.40
9. Miscellaneous		0	0.00	0	0.00	11	166.00
<b>Total Financial</b>			<b>546.49</b>		<b>124.86</b>		<b>650.92</b>

**Table 3.8(c) –Progress of National Food Security Mission (NFSM)-Coarse Cereal and Commercial Crops**

Intervention	Unit	2019-20				2020-21	
		Targets		Achievement		Targets	
		Physical	Financial (₹ lakh)	Physical	Financial (₹ lakh)	Physical	Financial (₹ lakh)
1. Demonstration of Improved package, Millet, Barley, Maize	Hect.	397	23.82	90	5.40	242	14.52
2. Demonstration on intercropping Barley, + Bajra+ Maize	Hect.	170	10.20	42	2.52	98	5.88
3. Distribution of certified seed HYV seeds	Qtl.	441.70	14.58	125.2	4.33	428	12.21
<b>Total Financial</b>	Hect.		<b>48.60</b>		<b>12.25</b>		<b>32.61</b>

Source: Department of Agriculture and Farmers Welfare, Haryana.

### National Food Security Mission (NFSM)

**3.11** The GoI has launched centrally sponsored National Food Security Mission in the State from Rabi 2007-08. Two crops namely wheat and pulses have been covered under the mission. It is envisaged to focus on districts having high potential but relatively low level of productivity. Seven districts of the State namely; Ambala, Yamunanagar, Bhiwani, Mahendergarh, Gurugram, Rohtak and Jhajjar have been covered under NFSM-Wheat. In case of pulses, five districts were covered during 2007-08 to 2009-10.

From the year 2010-11, all the districts have been covered under NFSM-Pulses. Main objectives of the Mission is to increase production of wheat and pulses through area expansion and productivity enhancement in a sustainable manner in the identified districts of the State. In year 2014-15 five districts namely; Jhajjar, Hisar, Bhiwani, Narnaul and Rewari were covered under NFSM-Coarse Cereals and Commercial Crops, Sugarcane and Cotton were also introduced in sugarcane and cotton growing districts. GoI has included two schemes namely NFSM-NUTRI

Cereals and OS & OP in the main ongoing of NFSM during the year 2018-19. It is pertinent to mention here that the Govt. of India has added two new districts i.e. Panchkula & Sirsa in the NFSM-Coarse Cereals and two districts i.e. Narnaul and Rewari have been removed from the NFSM-Coarse Cereals. Besides, Govt. of India has included 9 districts i.e. Bhiwani, Gurugram, Hisar, Jhajjar, Jind, M. Garh, Mewat, Rewari and Rohtak in the NFSM Nutri Cereals during the year 2018-19. The newly added scheme i.e. OS & OP will be implemented for whole of the State from the year 2018-19. In addition intercropping Pulses with Sugarcane is also added in the NFSM-Commercial Crop (Sugarcane) scheme in the sugarcane growing districts. The scheme is implemented in 60:40 Centre and State basis from the year

2015-16 onwards. Progress under NFSM is shown in **Table 3.8 (a), (b) & (c).**

### Water Management

**3.12** Water management is a thrust area not only for the State Agriculture and Farmers Welfare Department but also a very critical need to the Nation. Major thrust has been given for the promotion of Water Saving Technologies under “On-Farm Water Management” programme. The department is providing assistance to farmers for laying of Under Ground Pipe Line (UGPL) System, Sprinkler Irrigation System and Drip Irrigation System in cotton and sugarcane crops. These water saving devices have been found most suitable for different favourable agro-climatic conditions e.g. Sprinkler Irrigation System has been found well-suited for sandy soils having undulating topography.

**Table 3.9-Installation of Sprinkler, Under Ground Pipe Line and Drip Irrigation System**

Year	Targets		Achievements		Subsidy given to farmers (₹ lakh)
	Physical (Hect/No.)	Financial (₹ lakh)	Physical (Hect/No.)	Financial (₹ lakh)	
Sprinkler Irrigation System					
2018-19	20000	2845.98	8152.23	1061.13	5304
2019-20	6500	1488.76	16066.77	1990.56	7168
2020-21	19048	3542.13	2668.18	588.12	2801
Underground Pipe Line System					
2018-19	8000	2000.00	9135.21	1610.00	4384
2019-20	-	-	-	-	-
2020-21	4500	900.00	-	-	-
Drip Irrigation System					
2018-19	2000	1374.92	743.14	549.44	503
2019-20	2500	1346.60	691.49	463.17	432
2020-21	9728	1809.05	-	-	

Source: Department of Agriculture and Farmers Welfare, Haryana.

Whereas, UGPL has been found most viable in Irrigation System in cotton and sugarcane crops was taken up on pilot basis for the first time during 2010-11. Progress of water management is given in **Table 3.9.**

### Sprinkler Irrigation System

**3.13** Sprinkler Irrigation System is also in heavy demand especially in South-Western region of the State. So far, 1,90,177 numbers of sprinkler sets have

been installed with an expenditure of ₹ 292.24 crore as subsidy in the State, which also includes an area of 2668.18 hectare by utilizing subsidy amounting ₹ 588.12 lakh during the year 2020-21. The assistance for General Category farmers, SC farmers, Small and Marginal farmers @ 85% in the entire State is being provided under PMKSY schemes.

## **Underground Pipe Line System**

**3.14** The studies monitoring the underground water resources in the State have revealed that there has been consistent decline in the water tables in the districts of Karnal, Kaithal, Kurukshetra, Panipat, Sonapat and Yamunanagar, where paddy-wheat is the dominant cropping sequence. The average decline in ground-water table has been reported as 9.3 meter in the State since 1999 to 2016 due to intensive cropping system (cropping intensity 182%). Moreover, about, 55% area of the State is affected by poor quality underground water (brackish), which results into decline in crop production and productivity. The crop production can be enhanced by transporting irrigation water from a source of good quality water by laying UGPL systems in such areas. Therefore, efficient and judicious use of irrigation water through laying out UGPL system is need of the hour to keep away from degradation of underground reserves. The Underground Pipeline project is one of the flagship projects of the department taken up under RKVY and the programme has widely been accepted by the farmers in the entire State. By laying UGPL System, water losses are minimized, energy is saved and additional area is brought under cultivation. So far, an area of 2,23,695 hectare has been brought under the system by utilizing an amount of ₹ 358.21 crore. The pattern of assistance under UGPL is @ 50% of the cost of system limited to ₹ 25,000 per hectare with a maximum of ₹ 60,000 per beneficiary.

## **Drip Irrigation System**

**3.15** Drip Irrigation System is being promoted for cotton and sugarcane crops. So far, an area of 4,819 hectare has been covered under this system by providing subsidy amount of ₹ 29.43 crore in the

State. Out of which, an area of 691.49 hectare has been covered by providing subsidy amount of ₹ 463.17 lakh during the year 2019-20.

## **Pradhan Mantri Krishi Sinchai Yojana**

**3.16** Target to cover 28,776 hectare by providing assistance amounting to ₹ 9390.39 lakh has been proposed for the year 2020-21 under 'Per Drop More Crop' component of Pradhan Mantri Krishi Sinchai Yojana (PMKSY). The assistance for General category farmers, SC farmers, small and marginal farmers is given @ 85% in the entire State under this scheme.

## **Scheme of PM-KISAN**

**3.17** Financial assistance of ₹ 6,000 per year is being provided to the farmers @ ₹ 2,000 per instalment basis under PM-KISAN scheme. The 1<sup>st</sup> instalment to 18,46,652, 2<sup>nd</sup> instalment to 17,59,762, 3<sup>rd</sup> instalment to 16,50,537, 4<sup>th</sup> instalment to 14,65,713, 5<sup>th</sup> instalment to 13,51,462 and 6<sup>th</sup> instalment to 11,46,294 farmers released so far.

## **IN-SITU CROP RESIDUE MANAGEMENT Promotion of Agricultural Mechanization for In-Situ Management of Crop Residue in the States of Punjab, Haryana, Uttar Pradesh and NCT of Delhi**

**3.18** As per the new Central Sector Scheme launched by GoI "Promotion of Agricultural Mechanization for In-Situ Management of Crop Residue in the States of Punjab, Haryana, Uttar Pradesh and NCT of Delhi", ₹ 170 lakh has been provided to the State of Haryana for its implementation during 2020-21. A total of 1,070 Custom Hiring Centre has been established with financial assistance on 80% of the cost and 9,884 In-situ crop residue management implements has been provided to individual farmers on 50% subsidy, to curb the menaces of straw burning and management of crop residue.



Awareness amongst farming community of the State were created with the help of village level Camps, block level Camps/ functions, social media awareness, Motto writing competition, Mascot, CRM Pledge, CRM Pakhwada, Puppet Show, Suchna Rath and Demonstration vans etc. Farmers were trained for operation and maintenance of In-situ Crop residue

management machinery and demonstration of In-situ Management Technology were organized at farmer's field. Hoardings/ Banner were displayed in prominent places for creating awareness regarding In-situ crop residue management. Targets and achievement under this scheme is given in **Table 3.10**.

**Table 3.10-Targets and Achievement for the year 2019-20 and 2020-21**

Component		2019-20				2020-21			
		Target		Achievement		Target		Achievement	
		Physical	Financial (₹ lakh)	Physical	Financial (₹ lakh)	Physical	Financial (₹ lakh)	Physical	Financial (₹ lakh)
1	Establishment of Farm Machinery Banks or Custom Hiring Centers on In-Situ Crop Residue Management Machinery	1300	13061.00	1685	10041.00	820	8200.00	1070	6863.48
2	Financial Assistance for Procurement of Agriculture Machinery and Equipment for In-Situ Crop Residue Management Machinery	7468	3396.00	5228	2493.03	2741	7199.96	9884	7540.42

Source: Department of Agriculture and Farmers Welfare, Haryana.

## REVENUE AND DISASTER MANAGEMENT

**3.19** The State Govt. has enhanced compensation norms for the damaged crops due to natural calamities up to ₹ 12,000 per acre w.e.f. 01.03.2015 and minimum compensation paid to all the shareholder is ₹ 500. The scope of compensation has also enhanced for damaged crops caused due to flood, Standing Water, fire, electric sparking, heavy rain, hailstorm, dust storm and pest attack. The year-wise detail of funds provides to the victims of natural calamities is given in **Table 3.11**. An amount of ₹ 23.10 crore has been sanctioned for all the districts on account of relief measures due to COVID-19.

### Stamp & Registration

- Govt. has reduced the stamp duty chargeable under clause (c) of article 5 of Schedule 1-A of the Act from two thousand rupees to one hundred rupees.
- The income of the State from Stamp and Registration fee from 01.04.2019 to 31.03.2020 was ₹ 6,100.26 crore and the income of ₹ 2,026.63 crore has been recorded from 01.04.2020 to 31.10.2020 from the said sources.

### Construction of Mini Secretariats and Allied Buildings

**3.20** The State Govt. has under taken the task for construction of mini-

secretariats/sub-division/tehsil/sub tehsil complex & residential houses for revenue staff at all district and sub-division level.

### **Land Purchase Policy**

**3.21** The State Govt. has framed a policy on purchase of land voluntarily offered to Govt. for development projects. This policy aims at preventing distress sales of lands by farmers and at involving the landowners in decision while locating the sites of development projects in the State of Haryana.

### **Land Record**

- A Memorandum of understanding was signed in which 44,212 square kilometres of the entire State projects of large-scale GIS mapping of the area is initiating including entire rural, urban and Abadi Deh areas. This mapping will facilitate the government in accurate demarcation of land, detection of changes and identification of encroachments. The Revenue department extended this project by freeing Sirsi village of district Karnal first in the entire country from Lal-Dora. Villagers of Sirsi, the State's and the Country's first Lal-Dora free village had distributed the "Title Deed of Property" on 26<sup>th</sup> January, 2020.
- The GoI has adopted the initiative of Haryana Large Scale Mapping Project of the State and has launched a nationwide scheme as 'SVAMITVA' project in 6 pilot States i.e. Haryana, Maharashtra, Karnataka, Madhya Pradesh, Uttarakhand and Uttar Pradesh on 30<sup>th</sup> April, 2020.
- "Web Halaris" (Haryana Land Records Information System) has been implemented on 31.07.2020 in all 143 Tehsils/Sub-Tehsils of the State. At present, every landlord can get the

details of his assets and land record online at any time.

- The Appointment Management System was started to implement e-registration system of the entire State for immediate and online appointment. In Registration of deeds, the implementation of RTSA (Right to Service Act) and FIFO (first-come-first serve) is helpful in greater transparency and the average number of days to be less than one day for same day delivery of registered deeds.
- For the digitization of old revenue records and preservation of record room, the Modern Revenue Record Room Project has been launched on 25<sup>th</sup> December, 2019 in seven districts. As on 04.11.2020, about 10.05 crore data has been scanned all over Haryana, out of which about 8.50 crore data has been uploaded.
- So far 9,009 farmers have registered about 18,897 acres of their land on the e-Bhoomi web portal.
- The process of e-application has been started to simplify the registration process.

### **Mewat Development Board**

**3.22** The Mewat Development Board has been constituted during 1980 with the vision to ameliorate the conditions of poverty, unemployment, economic and social backwardness of this area and to raise the standard of living of the people. The vision of Mewat Development Agency is to accelerate the pace of development in Mewat region for implementation of development schemes specifically designed to benefit this area. The year-wise details of integrated development expenditure is given in **Table 3.12.**

**Table 3.11-Year-wise detail of funds**

(₹ in Crore)

Year	Drought	Flood/Heavy Rain	Hailstorm	Pest Attack	Fire & Lighting
2014-15	123.38	-	-	18.40	0.29
2015-16	1.08	21.96	1207.73	976.03	0.46
2016-17	17.85	0.11	25.38	28.45	0.17
2017-18	2.00	5.46	69.42	12.60	0.20
2018-19	-	164.74	16.97	-	2.83
2019-20	-	39.91	26.90	-	3.27
2020-21	-	0.55	80.35	0.06	0.80
	<b>144.31</b>	<b>232.73</b>	<b>1426.75</b>	<b>1035.54</b>	<b>8.02</b>

Source: Department of Revenue and Disaster Management, Haryana.

**Table 3.12- Year-wise details of Integrated Development Expenditure**

Year	Integrated Development Expenditure (General)	Integrated Development Expenditure (SCSP)	Total Expenditure
2014-15	1858.76	60.00	1918.76
2015-16	1890.51	2.16	1892.67
2016-17	2563.10	74.63	2637.73
2017-18	2193.03	246.31	2439.34
2018-19	2348.96	312.12	2661.08
2019-20	2700.00	300.00	3000.00
2020-21	1429.18	210.00	1639.18

Source: Mewat Development Board, Haryana.

## HARYANA STATE SEED CERTIFICATION AGENCY

**3.23** The main function of the Agency is to certify, as per prescribed Standards, the seeds of crop/varieties notified by the GoI under Section-5 of Seeds Act-1966. The details of crop wise standards, prescribed by the Central Seed Certification Board have been given in the Minimum Seed Certification Standards. The programme for certification is offered by various seed producing organization like Haryana Seeds Development Corporation, HAFED, HLRDC, Horticulture Department, Haryana Agricultural University, National Seeds Corporation, IFFDC, KRIBHCO and other private growers/agencies.

**3.24** Though the Agency through its activities encourages the programme for certification of seeds, the area offered for certification by various organizations and private growers became the targets of work

of the Agency. The details of the area inspected and quantity of seed certified of Haryana State Seed Certification Agency from the year 2015-16 to 2019-20 are given in **Table 3.13**.

**3.25** During the year 2020-21 it is expected that the different seed producing agencies/growers may offer an area of around 105 thousand hectares to the Haryana State Seed Certification Agency for certified seed production of about 33.75 lakh quintals. The estimated income & expenditure during the year 2020-21 would be around 1,737.33 lakh and 1,704.27 lakh, respectively.

**3.26** Presently, 272 processing plants are under operation in public and private sector in the state wherein seed processing work of various crop varieties is under taken for certification purpose. After processing a sample of each lot is

drawn and got tested from State Seed Testing laboratory, Karnal & Sirsa under the control of Department of Agriculture and Seed Certification Laboratory at Panchkula and Rohtak. After receiving the results from laboratory, if seed lot is

**Table 3.13- Area Inspected and Quantity of Seed Certified.**

Year	Area Inspected ('000' hect.)	Quantity of Seed Certified ('000' qtl.)
2015-16	89.46	2748.69
2016-17	103.27	3275.11
2017-18	94.83	2878.95
2018-19	90.78	2980.74
2019-20	108.51	3593.02

Source: Haryana State Seed Certification Agency.

fulfilling the prescribed standards, seed lot is certified. The details of income and expenditure of the Haryana State Seed Certification Agency during the last 5 years are given in **Table 3.14**.

**Table 3.14- Income and Expenditure of the Haryana State Seed Certification Agency.**  
(₹ in lakh)

Year	Income	Expenditure
2015-16	922.50	691.90
2016-17	1035.45	747.65
2017-18	1169.11	834.64
2018-19	1058.87	772.85
2019-20	1191.97	774.63

Source: Haryana State Seed Certification Agency

## HARYANA SEEDS DEVELOPMENT CORPORATION LTD.

**3.27** Haryana Seeds Development Corporation is for the welfare of the farmers and the main objective of the corporation is to supply qualitative seeds to the farmers on nominal profit. HSDC also works as a price stabilizer so that there can be a check on the prices of the seeds in the State.

### Production and Distribution of Certified Seeds

**3.28** The Haryana Seeds Development Corporation has produced 4,326 qtls. certified seeds of kharif crops and 2,80,000 qtls. certified seed of rabi crops during the year 2019-20. To ensure timely availability of certified seeds at the door step of the farmers, the Corporation has a network of 80 sale counters, besides sale outlets of Institutional

Agencies such as MINI BANKS, HLRDC etc. The Corporation also opened temporary sale counters in the State on need basis. HSDC is also arranging sale of weedicides/pesticides/ insecticides and fungicides to facilitate the farmers for getting maximum agriculture inputs from its sale outlets. HSDC is marketing its goods with the brand name "HARYANA BEEJ", which is quite popular among the farmers. During the year 2020-21, the corporation sold 35,769 qtl. (including out State supplies) certified seeds of various crops viz-a-viz Paddy, Pulses, Jowar, Bajra, Hybrid Maize etc. in kharif-2020 and 2,77,309 qtls. (tentative) of Wheat, Pulses, Oilseeds, Barley, Barseem and Oats in Rabi-2020-21.

**Table 3.15- Sale of Seeds by HSDC**

Season	2017-18	2018-19	2019-20	2020-21 (Tentative)	2021-22 (Projection)
Kharif	37852	45852	51273	35769	7666
Rabi	198500	266188	287260	277309	302000
<b>Total</b>	<b>236352</b>	<b>312040</b>	<b>338533</b>	<b>313078</b>	<b>309666</b>

Source: Haryana Seeds Development Corporation Ltd.

**3.29** HSDC is providing quality seeds to the farmers of the State on subsidized rates under various schemes sponsored by GoI/State Govt. i.e. National Food Security Mission (NFSM-Pulses), NFSM-OS & OP, RKVY-RAFTAR & State Plan Scheme, Rashtriya Krishi Vikas Yojana. During Kharif 2020 sale season, 30,535.08 qtls. Dhaincha Seed was distributed to the farmers on 80% subsidy under Promotion of Crop Diversification (State Plan) and Crop Diversification Programme (RKVY). During Kharif 2019,

HSDC distributed 26,828 packets of Bt. Cotton to the farmers of the State on 80% subsidy under CDP (RKVY) scheme. HSDC has also sold 689.22 qtls. Barseem seed and 1,249.35 qtls. Oat seeds through HSDC sale counter to the farmers of the State under National Livestock Mission of Animal Husbandry Department during Rabi 2019-20 sale season. The sale progress of certified seeds of the Corporation during the year 2017-18 to 2020-21 and projections for the year 2021-22 are given in **Table 3.15**.

---

## **HARYANA LAND RECLAMATION & DEVELOPMENT CORP. LTD.**

**3.30** Haryana Land Reclamation & Development Corporation (HLRDC) Ltd was incorporated in 1974. The major Programmes of the Corporation are reclamation of alkali soils, sale of agriculture inputs, PP Equipments, production of quality seeds etc. Gypsum is being provided under Rastriya Krishi Vikas Yojana (RKVY), National Mission on Oilseeds and Oil Palm (NMOOP), Water Saving Technology (WST) and National Food Security Mission (NFSM) to the farmers on 50% subsidy for reclaiming the alkaline soil and for supplement of Sulphur deficiency in the crops.

**3.31** Since its inception, the Corporation has reclaimed an area of 3,92,266 hectares by distribution of

28,58,016 MT of Gypsum. Corporation has distributed a quantity of 5,285 MT Gypsum powder on 50% subsidy to the farmers during the current year as on 31.10.2020. As per latest survey of ICAR-CSSRI, Karnal, 1.71 lakh hectare alkali soil has yet to be reclaimed in the State. The Corporation has proposed to Department of Agriculture and Farmers Welfare to provide the sufficient funds under State plan scheme to reclaim the entire area in the next five years. Corporation is also engage in distribution of Fertilizer, Pesticides, Seeds, PP Equipments etc. from its own outlets situated in the State. Corporation has produced 30,847 qtls. certified wheat seed during the year 2020-21 and sold out certified wheat seeds of 32,826 qtls. upto 31.12.2020.

---

## **HORTICULTURE**

**3.32** Horticulture is a major diversified activity for nutrition security and Haryana is fast emerging as one of the leading State in the field of Horticulture in India. In the State, almost all type of fruits, vegetables, spices, mushroom & flowers are being grown. Out of total area under

horticulture crops, around 83% area is under vegetables & rest is under fruits and spices etc. For the year 2020-21 the budget for Horticulture has been raised substantially to ₹ 49,281.85 lakh from ₹ 28,638.39 lakh in the year 2019-20. A sustained economic growth, rising per capita income and growing urbanization

are ostensibly causing a shift in the consumption patterns in favours of high-value food commodities like fruits & vegetables. The crop diversification is necessity for agriculture-based economy in Haryana to enhance income level of small and marginal farmers.

### **Policies and Programmes of the Department**

**3.33** The department implements 25 schemes, out of which 18 are State Plan Schemes, 7 Central Plan Schemes. Through these schemes, subsidy on various components is being provided to farmers for promotion of Horticulture in the State.

### **Area and Production of Horticulture Crops**

**3.34** Horticulture crops cover 4.78 lakh hectare area, which is 7.27% of the gross cropped area of the State. Production of horticultural crops in the State was 80.67 lakh M.T. during the year 2019-20.

### **Fruit Cultivation**

**3.35** Total area under fruit cultivation was 67,720 hectare in the year 2019-20 with production of 11.97 lakh M.T. For the year 2020-21, a target of

73,575 hectare area has been fixed with the production of 13.50 lakh M.T. (**Table 3.16**).

### **Vegetable Cultivation**

**3.36** Total area under vegetable crops was 3,97,295 hectare in 2019-20 with production of 67.38 lakh M.T. For the year 2020-21, a target of 4,50,730 hectare area has been fixed with the production of 90.48 lakh M.T. (**Table 3.17**).

### **Spices**

**3.37** Total area under spices was 9,660 hectare in 2019-20 with production of 0.79 lakh M.T. For the year 2020-21, a target of 11,000 hectare area has been fixed with the production target of 0.93 lakh M.T. (**Table- 3.18**).

### **Medicinal and Aromatic Plants**

**3.38** Total area under Aromatic Plants was 291 hectare in 2019-20 with production of 586 M.T. For the year 2020-21, a target of 430 hectare area has been fixed with the production of 4,870 M.T. (**Table 3.19**).

**Table 3.16- Area and Production of Fruit Crops**

Name of Crop	Target 2019-20		Achievement 2019-20		Target 2020-21	
	Area (Hect.)	Production (MT)	Area (Hect.)	Production (MT)	Area (Hect.)	Production (MT)
i) Citrus	21922	565259	21817	562474	24135	575562
ii) Mango	9660	118333	9617	116595	9651	115230
iii) Guava	13320	268178	13224	249190	14652	271860
iv) Sapota	1783	25867	1781	16055	1837	25074
v) Aonla	2205	19844	2150	15322	2191	22519
vi) Others	21410	262139	19131	238337	21109	339823
<b>Total</b>	<b>70300</b>	<b>1259620</b>	<b>67720</b>	<b>1197973</b>	<b>73575</b>	<b>1350068</b>

**Table 3.17- Area and Production of Vegetable Crops**

Name of Crop	Target 2019-20		Achievement 2019-20		Target 2020-21	
	Area (Hect.)	Production (MT)	Area (Hect.)	Production (MT)	Area (Hect.)	Production (MT)
i) Potato	35612	1053093	38200	982400	33900	948080
ii) Tomato	-	-	23985	500741	27413	737675
iii) Onion	32916	905267	23749	610443	32016	846610
iv) Cucurbits	72262	1223499	65179	951181	76596	1392333
v) Cauliflower	44712	1092826	34249	675445	39904	972490
vi) Leafy Veg.	41231	612513	39531	494098	43145	635230
vii) Peas	16448	197489	13744	178280	15710	229750
viii) Brinjal	18079	401626	14696	278758	16439	378504
ix) Other	237352	4595280	143962	2067296	165607	2907043
<b>Total</b>	<b>498612</b>	<b>10081593</b>	<b>397295</b>	<b>6738642</b>	<b>450730</b>	<b>9047715</b>

Source: Horticulture Department, Haryana.

**Table 3.18- Area and Production of Spices**

Name of Crop	Target 2019-20		Achievement 2019-20		Target 2020-21	
	Area (Hect.)	Production (MT)	Area (Hect.)	Production (MT)	Area (Hect.)	Production (MT)
i) Ginger	96	765	74	623	92	864
ii) Garlic	3609	46455	3096	41622	3428	46594
iii) Fenugreek	2416	10330	2083	8345	2337	10243
iv) Others	3879	22450	4407	28455	5143	35199
<b>Total</b>	<b>10000</b>	<b>80000</b>	<b>9660</b>	<b>79045</b>	<b>11000</b>	<b>92900</b>

Source: Horticulture Department, Haryana.

**Table 3.19- Area and Production of Medicinal and Aromatic Plants.**

Name of Crop	Target 2019-20		Achievement 2019-20		Target 2020-21	
	Area (Hect.)	Production (MT)	Area (Hect.)	Production (MT)	Area (Hect.)	Production (MT)
i) Aloe vera	248	9683	138	325	239	4458
ii) Stevia	23	69	9	40	16	96
iii) Arandi	0	0	0	0	0	0
iv) other	3429	10248	144	221	175	316
<b>Total</b>	<b>3700</b>	<b>20000</b>	<b>291</b>	<b>586</b>	<b>430</b>	<b>4870</b>

Source: Horticulture Department, Haryana.

**Table 3.20- Area and Production of Flowers**

Name of flower	Target 2019-20			Achievement 2019-20			Target 2020-21		
	Area (Hect.)	Production (MT)	Cut Flower Production (lakh )	Area (Hect.)	Production (MT)	Cut Flower Production (lakh )	Area (Hect.)	Production (MT)	Cut Flower Production (lakh )
i) Gladiolus	228	0	134.21	70	0	64.23	197	0	294.00
ii) Marigold	6086	89445	0	2867	37463	0	4662	66830	0
iii) Rose	225	1815	310.19	213	1231	99.52	296	1960	435.00
iv) Other	461	140	498.11	328	306	170.22	497	8475	49.92
<b>Total</b>	<b>7000</b>	<b>91400</b>	<b>942.51</b>	<b>3478</b>	<b>39000</b>	<b>333.97</b>	<b>5652</b>	<b>77265</b>	<b>778.92</b>

Source: Horticulture Department, Haryana.

**Table 3.21- Category wise progress of Protected and Vertical Cultivation**

	Achievement 2019-20	Target 2020-21
	Physical (Hect.)	Physical (Hect.)
i) Poly House/Net House	909.61	29.06
ii) High Value Vegetable	34.40	89.60
iii) Low Tunnels	319.37	96.40
iv) Mulching	2973.08	700.00
v) Bamboo Stacking	1780.56	1188.40
<b>Total</b>	<b>6017.02</b>	<b>2103.46</b>

Source: Horticulture Department, Haryana.

**Flower Cultivation**

**3.39** Total area under flower cultivation was 3,478 hectare in 2019-20 with production of 0.39 lakh M.T. For the year 2020-21, a target of 5,652 hectare area has been fixed with the production of open field flower 0.77 lakh M.T. and cut flower 778.92 lakh no. ( **Table 3.20**).

**Mushroom**

**3.40** In the year 2019-20, a production of 12,718 M.T. of mushroom was achieved. For the year 2020-21 a target of 13,470 M.T. was fixed.

**Focus on Protected and Vertical Cultivation**

**3.41** For raising disease free nursery, off-season and pesticide residue

free vegetables, green house technology can play a vital role. Govt. is giving more focus on protected and vertical cultivation with total subsidy of 65% to general farmers and 90% to S.C. famers and so far 2,797 hectare area under bamboo stacking, 1,054.25 hectare area under protected structures, 607 hectare under plastic-tunnels and 3,952.87 hectare under mulching has been covered in 2019-20. Category wise progress is summarized in **Table 3.21.**

### **Community Tank**

**3.42** During the year 2019-20, 48 numbers of community/water farm ponds and 53 individual tanks were constructed with an expenditure of ₹ 1,367.48 lakh and ₹ 34.05 lakh, respectively under MIDH scheme. 210 individual tanks with an expenditure of ₹ 19.81 lakh were also constructed under IHD scheme in the year 2019-20.

### **Micro-Irrigation**

**3.43** Under Micro Irrigation Scheme “Per Drop More Crop” an area of 5,921.74 lakh hectare has been covered with an expenditure of ₹ 3,647.50 lakh during the year 2019-20.

### **Establishment of Horticulture University**

**3.44** To boost research activities in horticultural crops, Govt. is establishing Horticulture University in Karnal. The foundation stone of the Horticulture University has been laid out by Union Agriculture Minister and Chief Minister, Haryana on 06.04.2016. An Act was passed with an initially outlay of ₹ 50 crore during the year 2016-17. The Standing Finance Committee accorded its in-principle approval to the project Establishment of Horticulture University at Anganthali, Karnal with the estimated

cost of ₹ 486.59 crore over a period of 5 years from 2017-18 to 2021-22.

### **Sign of MoU and LOI**

**3.45** The Govt. has started skill development programme in horticulture and 7 Qualification Pack (QPs) and 9 Recognition of Prior Learning (RPL) under MoU with Agriculture Skill Council of India (ASCI).

### **Formation of Farmers Producer Organisation (FPOs)**

**3.46** To promote collective marketing of horticulture produce, Govt. has formed 486 Farmers Producer Organization benefiting more than 76,000 farmers directly under different Govt. schemes. These farmers shall also be linked with Kisan Portal for direct transfer of technical, weather and marketing information.

### **Crop Cluster Development Programme**

**3.47** A new scheme namely Crop Cluster Development Programme (CCDP) has been launched with budget outlay of ₹ 510.36 crore. Under this program, in each cluster, marketing infrastructure and post harvest management facilities like pack house, primary processing centre, grading-sorting machine, storage facilities, refer vans, input and quality control facility etc. shall be created for forward and backward linkage for effective marketing of horticulture produce. Therefore, three Centers have been established.

### **Bhavantar Bharpayee Yojana (BBY)**

**3.48** The scheme was launched on 31.12.2017 by the Govt. Main purpose of this scheme is to mitigate risk of horticulture farmers during low prices in wholesale market and to motivate them for diversification from agriculture to horticulture. The number of farmers with



area registered under Bhavantar Bharpayee Yojana is given in **Table 3.22**.

**Table 3.22- Number of Farmers Benefitted under BBY**

Year	Farmers Registered (no.)	Area Registered (acres)	Incentive Paid (₹ in lakh)
2018-19	4435	10789	12.08
2019-20	17970	66351	940.49
2020-21	36935	84795	59.24
<b>Total</b>	<b>59340</b>	<b>161935</b>	<b>1011.81</b>

Source: Horticulture Department, Haryana.

### **Mukhyamantri Bagwani Bima Yojana (MBBY)**

**3.49** Govt. launched Horticulture Crops Insurance scheme as MBBY on 01.01.2021 for the farmers growing horticulture crops to mitigate their risk against losses due to adverse weather and natural calamities, like hailstorm, temperature, frost, wind velocity, fire etc. This scheme implemented in addition to Bhavantar Bharpayee Yojana (BBY), which is a State plan scheme to strengthen the cluster development programme. This scheme encouraged farmers to raise horticulture crops to increase their income level and farmer to use innovative and moral agricultural practices.

#### **Initiatives**

- **Quality Control Labs:** Two Quality Control Labs have been established for analysis of pesticide residue in horticultural produce at Sirsa and Karnal at a cost of ₹ 3.90 crore.

One Lab has been inaugurated at district Sirsa by Agriculture Minister on 06.01.2020.

- **National Beekeeping and Honey Mission (NBHM)** The Govt. has started a new central scheme National Beekeeping and Honey Mission in July, 2020 to promote honeybee industries. An action plan of ₹ 41.16 crore has been sent to GoI for the year 2020-21 including One Quality Control Lab for an amount of ₹ 20 crore.
- **Establishment of New Centers:** Govt. of Haryana is planning to establish Centre of Excellence or Technology Demonstration Centre in each district of State. Eleven centres have already been established and three centres are under establishment.
- **Information Technology**
- **Five e-Services notified by Govt.:** Hort.-Net (Horticulture crops), MI-NET (micro irrigation), Poly Net (poly houses), Seed license (private vegetable seed retailers), Nurseries (public & private fruit nursery licenses).
- Out of these five, four services are linked with CSC.
- Kisan portal started.
- KPI in five components linked with CM dashboard.

## **IRRIGATION**

**3.50** Haryana, without any perennial source of surface water and dependent upon its share in various Inter-State agreements, is managing the surface water resources so well that the State has become one of the main contributors to the national pool of foodgrains. Achievements of irrigation department are given in **Table 3.23**.

**3.51** Irrigation & Water Resources Department, Haryana (IWRD) is primarily responsible for construction, operation and maintenance of canal and drainage network in the State including supply of water for irrigation, drinking, pond filling, industrial use and other commercial purposes. Haryana has developed an extensive canal network consisting of

1,521 channels having a length of 14,125 kms. The Bhakra System has total 521 canals with a total length of 5,867 kms, the Yamuna System has total 472 canals covering 4,311 kms. and the Lift System has total 528 canals covering 3,947 kms., beside this, the State has vast network of drainage of about 800 drains covering 5,150 kms. length. The network in the State is old and the capacity of the carrier channels has been reduced due to the continuous running of system. Therefore, rehabilitation of the canal network has become very important. In addition, Govt. is planning to rejuvenate the existing canal system by increasing the capacity of carrier system, so that surplus water during the monsoon period can also be brought to the State for irrigation as well as conservation. As a first step towards realizing the vision of Govt. i.e. Har Khet Ko Paani, a project for improving capacity of various pump houses and canals of the Jawahar Lal Nehru Lift Irrigation System costing ₹ 145.52 crore has been completed.

#### **State Specific Action Plan**

**3.52** Under the National Water Mission (NWM), Haryana Irrigation Research & Management Institute has been entrusted to ensure security, safety, sustainable development and management of water resources for Haryana. State Level Steering Committee has been constituted under the chairpersonship of Chief Secretary, Haryana to oversee the preparation of SSAP for water sector. 75% data has been collected for SSAP, which has been submitted to HIRMI for compilation.

#### **Recharging Well**

**3.53** Haryana Govt. has approved the construction of 1000 recharging wells / shafts at a cost of ₹ 32.33 crore under “Mera Pani Meri Virasat”. Tenders have

been approved and work is under progress in 4 blocks (Kurukshetra), 2 blocks (Kaithal), 1 block (Fatehabad) and 1 block (Sirsa), so that water level which is 40 meter or more deep can be raised.

#### **Adi Badri Dam & Somb Saraswati Barrage**

**3.54** The design & drawing of Adi Badri Dam & Somb Saraswati Barrage is being finalized by CWC, Govt. of India. The design is likely to be finalized by 31.03.2021. The various tests to be conducted at site are being conducted to provide data to CWC as per the design requirement. The MoU to be signed among the states of Haryana & Himachal Pradesh is being finalized & 2<sup>nd</sup> amended draft MoU has been shared with Govt. of Himachal Pradesh for finalization. The process of transferring non-forest land to forest department as compensatory afforestation and paying NPV of the said forest is in progress. The timeline of the execution cannot be described as of now but the project is likely to be completed by 2024.

#### **Atal Bhujal Yojana**

**3.55** Atal Bhujal Yojana (ABhY) is to be implemented in seven States i.e. Gujarat, Maharashtra, Haryana, Karnataka, Rajasthan, UP & MP. The major objective of the scheme is to improve the management of groundwater resources in select water stressed areas in identified States.

**3.56** The rehabilitation work costing ₹ 400 crore has been taken-up on various Distributaries/Minors during 2019-20 and 2020-21. Further, rehabilitation of 52 channels with estimated cost of ₹ 244.79 crore has been approved on 10.01.2018 under NABARD RIDF XXIII. Work on 36 schemes has been completed and 11 schemes are in progress with the cost of

₹ 179.85 crore upto January, 2021 and will be completed upto 31<sup>st</sup> December, 2021. NABARD has approved a project for rehabilitation of 564 watercourses with an expenditure of ₹ 300 crore. Work on 405 watercourses has been completed upto December, 2020 and work on 60 watercourses is in progress with an expenditure of ₹ 179.46 crore. Work on remaining watercourses will be completed upto 30.09.2021.

**3.57** To utilize the surplus water during monsoon period in river Yamuna, the following projects for increasing the capacity of carrier system are in progress:

- Increasing capacity of Western Jamuna Canal (WJC) Main Line Lower from RD 68220 (Hamida Head) to RD 190950 (Indri Head) with an estimated cost ₹ 120.19 crore, out of which work costing ₹ 100 crore has been allotted and works are likely to be completed by February, 2021.
- Improving capacity of WJC Main Branch from 0-154000 with an estimated cost ₹ 202.10 crore, out of which work costing ₹ 177.40 crore is in progress and works are likely to be completed by February, 2021.
- Rehabilitation of Parallel Delhi Branch from RD 0 to 145250 has been sanctioned under NABARD for

improving its capacity with an estimated cost of ₹ 304 crore. The tender of works is pending in Hon'ble Punjab and Haryana High Court and next date of hearing is fixed for 25.05.2021.

- A project for rehabilitation of pumps, motors and electro mechanical equipments of various pump houses of JLN feeder, JLN Canal, Loharu Canal and Mahendergarh Canal System costing ₹ 83.44 crore has since been approved on 10.09.2019. Tenders of costing about ₹ 52 crore have been approved and tenders for the remaining work will be approved shortly. The work will be completed by 31.03.2022.
- **National Hydrology Project**
  - **SCADA System at Hathnikund Barrage, Yamunanagar:** The execution work of the automatic gate operation and control of Hathni Kund Barrage based on water level/discharge from Head Regulators at Barrage Control Room is in progress.
  - **Real Time Data Acquisition System for Haryana for 90 Locations:** Real time data can be viewed 24\*7 at data centre located at Sinchai Bhawan, Panchkula. The work for its execution is in progress.

**Table 3.23-Scheme wise Targets and Achievement**

Year	Name of Programme/ Scheme	Targets		Achievement		Percentage	
		Physical	Financial (₹in lakh)	Physical	Financial (₹in lakh)	Physical	Financial
<b>2015-16</b>	1 Rehabilitation of canals (No. of canals rehabilitated including structures)	113	24132.27	103	23078.58	91	96
	2 Rehabilitation of Watercourses (No. of watercourses rehabilitated)	333	9385.21	318	5696.54	95	61
	3 Construction of new minors (No. of new minor constructed)	10	10543.27	7	7189.84	70	68
	4 Desilting/deweeding of canals (length of channel cleared (ft.))	30997757	4006.68	46107469	3657.85	149	91

	5 Desilting/deweeding/ desulding of drains (length of drains cleared(ft.))	7360879	660.50	7381745	660.50	100	100
	6 Flood control & drainage works (No. of works)	148	5736.02	148	5736.02	100	100
	7 Construction of field channel in Hectares	60000	17238.87	57610	17161.24	96	99
<b>2016-17</b>	1. Rehabilitation of canals (No. of canals rehabilitated including structures)	104	20400.52	99	16332.38	95	80
	2. Rehabilitation of Watercourses (No. of watercourses rehabilitated)	517	19454.70	456	16267.08	88	84
	3 Construction of new minors (No. of new minor constructed)	6	4237.51	4	657.82	67	16
	4 Desilting/deweeding of canals (length of channel cleared (ft.))	34723790	3957.97	33091704	3894.73	95	98
	5 Desilting/deweeding/ desulding of drains (length of drains Cleared (ft.))	17966063	1045.91	17924101	1033.74	100	99
	6 Flood control & drainage works (No. of works)	182	11114.39	176	10010.06	97	90
	7 Construction of field channel in Hectares	60000	20500.00	49223	13316.27	82	65
<b>2017-18</b>	1 Rehabilitation of canals (No. of canals rehabilitated including structures)	159	38672.71	139	29182.20	87	75
	2 Rehabilitation of Watercourses (No. of watercourses rehabilitated)	440	17125.33	377	14134.84	86	83
	3 Construction of new minors (No. of new minor constructed)	9	4041.40	5	717.8	56	18
	4 Desilting/deweeding of canals (length of channel cleared)	35263144	4464.07	33553661	4451.92	95	100
	5 Desilting/deweeding/ desulding of drains (length of drains cleared)	13627408	1277.1	13593188	1247.32	100	98
	6 Flood control & drainage works (No. of works)	128	14268.49	124	8916.08	97	62
	7 Construction of field channel in Hectares	60000	22500.00	34963	10793.36	58	48
<b>2018-19</b>	1 Rehabilitation of canals (No. of canals rehabilitated including structures)	156	46695.28	136	39989.70	87	86
	2 Rehabilitation of Watercourses (No. of watercourses rehabilitated)	358	14228.80	278	9922.38	78	70
	3 Construction of new minors (No. of new minor constructed)	27	3877.32	26	865.38	96	22
	4 Desilting/deweeding of canals (length of channel cleared)	35140120	4612.43	33187299	4335.64	94	94
	5 Desilting/deweeding/ desulding of drains (length of drains cleared)	15217675	1669.04	14827649	1518.45	97	91
	6 Flood control & drainage works (No. of works)	163	11764.68	150	9212.33	92	82
	7 Construction of field channel in Hectares	30000	10500.00	19719	8571.14	66	82

<b>2019-20</b>	1 Rehabilitation of canals (No. of canals rehabilitated including structures)	195	52764.76	168	44593.65	86	85
	2 Rehabilitation of Watercourses (No. of watercourses rehabilitated)	223	8339.56	160	5169.16	72	62
	3 Construction of new minors (No. of new minor constructed)	14	3981.69	8	1671.23	57	42
	4 Desilting/deweeding of canals (length of channel cleared)	39801089	8173.85	39524563	7811.02	99	95
	5 Desilting/deweeding/desulding of drains (length of drains cleared)	9579066	1472.78	40519315	1379.72	42	94
	6 Flood control & drainage works (No. of works)	96	51.00	85	48.10	88	94
	7 Construction of field channel in Hectares	32000	10500	32219	10275	100	98

Source: Irrigation and Water Resources Department, Haryana.

- **Supply, Installation, Operation and Maintenance of SCADA system at JLN Canal Pump Houses:** Under this work, operation of the JLN main Canal System at 20 number pump houses will be facilitated by a SCADA based decision support system. Its execution work is in progress.
- **Renovation of Knowledge Centre, HIRMI:** A part of Haryana Institute of Research and Management Institute (HIRMI) at Kurukshetra will be renovated including Auditorium, Mess block, hostel, and computer lab & lecture hall. Work has been awarded and execution work is under progress.

**3.58** Haryana State Drought Relief and Flood Control Board has approved 212 new schemes for flood control and drainage with a cost of ₹ 195.73 crore during 2020-21.

**3.59** Haryana is pursuing for the construction of up-stream storage dams namely Renuka, Kishau and Lakhwar Vyasi on river Yamuna for getting assured water supply to Haryana State from river Yamuna. In front of Central Water Resources Development Minister, the Chief Ministers of Haryana, Uttarakhand, Himachal Pradesh, Delhi, Rajasthan and

Uttar Pradesh signed the consent letter of Lakhwar Dam Project and Renuka Dam on 28.08.2018 and 11.01.2019 respectively. After completion of this project, Haryana will get 47.81% of total stored water. Govt. of Haryana has recently accorded administrative approval amounting to ₹ 458.52 crore to pay the seed money for construction of Kishau, Renuka and Lakhwar-Vaysi Dams in five equal instalments of ₹ 91.68 crore each for 5 consecutive financial years starting from FY 2019-20.

**3.60** Haryana pursued inter-state matters with renewed vigour. Hearing of the Presidential Reference which was pending for the last over 12 years has now been decided by the Hon'ble Apex Court on 10.11.2016 in favour of Haryana. Chief Minister, Haryana accordingly desired subsequent action vide D.O. letter dated 08.08.2018 to Union Minister of water resources. A committee of officers was constituted in view of directions by Hon'ble Apex Court on 09.07.2019. Three meetings were held with Secretary, Ministry of Jal Shakti but nothing concrete came out. Subsequently, Chief Minister, Haryana has written a D.O. letter to

Sh. Gajender Singh Shekhawat, Minister of Jalshakti, GoI on 07.02.2020, wherein it was apprised that Punjab tactics of resorting to unconstitutional and illegal methods to flout and frustrate the implementation of Supreme Court of India orders continues even now. On directions of Apex Court on 28.07.2020, a meeting of Chief Ministers of Haryana and Punjab was held with the Union Minister of Jalshakti in New Delhi on 18.08.2020, wherein Chief Minister Haryana strongly advocated for honoring the verdict of Hon'ble Supreme Court of India to complete the construction of SYL Canal. Chief Minister, Haryana further said that he is open for dialogue and free discussion on the subject but with clear stipulation and condition that construction of SYL must be completed as per decree of SCI. Secretary, GoI, Ministry of Jal Shakti (D/O WR, RD & GR) vide D.O. letter dated 12.10.2020 has written to CS, Punjab about the assurance made by Chief Minister, Punjab that before the second round of meeting with Minister of Jal Shakti, he will hold a separate meeting with Chief Minister, Haryana to discuss the possible way forward. There is no further progress in the matter regarding such meeting.

**3.61** With an aim to feed 100% tails, department has launched a campaign with efforts to feed chronic tails. A comprehensive plan for the mission to feed 100% tails has been chalked out involving police force (special for Irrigation & Power) to curb the thefts and other offences. The force will be further strengthened and provided with more infrastructures to deal with theft cases and hence feeding the tails to ensure Govt.'s commitment of "Har Khet Ko Paani".

**3.62** Department has proposed a project for increasing capacity of STP channel (originates after treatment of sewage water of Gurugram City from sewage Treatment Plant near village Dhanwapur in District Gurugram) from 188.60 MLD to 500 MLD in reach km. 0 to 26.24 (Tail) with a cost of ₹ 84.99 crore (₹ 52.71 crore for Phase-I & ₹ 32.28 crore for Phase-II) for beneficiating the farmers of villages covered under District Gurugram. With this project, the CCA of STP channel will be increased by 15,300 acres.

#### **Command Area Development Authority**

**3.63** The key activity of CADA is lining of watercourses. At present three projects namely BCC-II, WJC-VI & JLN-II are being executed on lining of watercourses by CADA Haryana. Lining of 3.24 lakh rft has been made upto September, 2020 under on-going projects. In addition, CADA is also taking-up the projects on Micro-Irrigation under State Funds/NABARD.

**3.64** To encourage the Micro irrigation for optimum utilization of available surface water and supply water to farms of every farmer under canal command, CADA, Haryana has prepared Pilot Project of Micro Irrigation in 13 districts. The total cost of the said project is ₹ 189.46 crore with covering CCA of approximately 9,022 hectare. This project has already been approved by the State Govt. as well as by NABARD. Work on this project will be started soon after the administrative approval received from Government in this regard. CADA has also prepared another micro irrigation project under PPP Mode with an estimated cost of ₹ 399.97 crore. 22,941 hectares CCA of Hisar, Fatehabad and Sirsa districts will be

brought under micro irrigation. This project has already been approved by the State Govt. as well as by NABARD. A project on “overflowing village ponds” with an estimated cost of ₹ 7.15 crore has been prepared by CADA for the 55 villages of Ambala, Kurukshetra, Kaithal and Karnal districts of Haryana State. The available water will be used for irrigating 1095 hectares of land.

**3.65** In the meeting held under the Chairmanship of Chief Minister, Haryana on 28.07.2020, it was decided that “a project for construction of new water courses be prepared and submitted to NABARD for funding”. Therefore, CADA has identified 1,546 unlined watercourses

in various districts of Haryana for construction under NABARD RIDF-XXVI in the next three years. The above said identified watercourses shall cater CCA of 2,68,625 hectare of 16 districts with an estimated cost of ₹ 1,150.97 crore. The CCA of Bhakra Canal Command (BCC), Western Jamuna Canal Command & Jawahar Lal Nehru Canal Command (WJC & JLN) and Siwani/Loharu Canal Command shall be covered under the projects. The proposal has been approved in principle and final DPRs are being prepared for taking approval of Standing Finance Committee (SFC) and submitting to NABARD for approval and funding.

---

## FORESTS

**3.66** Haryana is primarily an agricultural State, with almost 81 % of its land under agriculture. The Forest area extends over only 3.62% of the total geographical area and the total forest tree covered of the State including plantation along the road, rail and canal strips is 7.1%. To increase this area, during the year 2020-21, 6,044 hectare area has been brought under tree plantation by planting 96.53 lakh seedlings, including free supply and sale of plants in 1,126 villages of the State. A new innovative scheme of “Paudhagiri” has been started in 2018-19 and continue in the current year, under which all the students studying in classes 6<sup>th</sup>-12<sup>th</sup> in the State have planted trees in their homes or outside area. Such students have been provided plants from the nurseries of Forest department under this scheme. For every surviving plant, a student will be provided with an incentive of ₹ 50 after every 6 months for a period of three years by the Education department.

Panchayats of various villages in the State have approached the Forest department for raising fruit plants in Panchayat lands. This year around 8 such forest orchards have been developed which will ensure income to Panchayats in the coming years. Village Gwalra in Panipat district has provided 500 acres of Panchayat land for plantation. IOCL Panipat Refinery has provided the plantation costs from their CSR Fund to Forest department.

### Herbal Park

**3.67** To educate people about the systems of traditional medicine and to involve them in the conservation of endangered medicinal plant species, 59 Herbal Parks have been established in the State. World Herbal Forest is being developed in Morni Hills of the State with the technical support of Patanjali Yog Peeth, which will become a huge repository of medicinal plants in the near future. Three new herbal parks are being created at Masudpur, Kheri Lochab and Dharam Kheri. A hi-tech nursery is being

established at Morni for raising quality seedlings of medicinal plants.

**3.68** In all the major cities, green belts have been developed along the road sides with tall plants of suitable spices. Emphasis has also been given to Soil and Moisture Conservation in the Shivaliks and Aravallis. This helps in recharge of ground water and increase of agricultural productivity in the hilly areas. New Water Harvesting Structures are being constructed in Shivaliks and Aravalis and old ones are being repaired to conserve water in these hills. These micro dams have provided irrigation water to farmers in adjoining areas enhancing productivity of their lands. Also these dams have checked surface flow and increased ground water storage. Check dams are to be constructed to check soil erosion and prevent gullies in the hills. Provision of ₹ 2 crore has been made during current year.

**3.69** To involve local communities in the management of natural resources, Forest department has been instrumental in organizing rural women into Self Help Groups (SHGs). So far, 1,990 SHGs have been constituted covering 800 villages. This helped in improving their, socio-economic status by adoption of income generation activities. These members are actively involved in activities like afforestation, vermi-composting, organic farming, saving girl child etc.

**3.70** As efficient scavengers, vultures play an important role in maintaining ecological balance. However, the population of these birds has drastically crashed during last few decades. The Government of Haryana in

collaboration with the Bombay Natural History Society has established a Vulture Breeding Centre at Pinjore, which is the leading centre in the country and attracts scientists from all over the world. The birds bred and reared in captivity are to be released in the wild. 354 vultures are present at this time and these vulture are being monitoring by PTT digital technique.

### **Nature Education and Awareness Programme**

**3.71** This programme is being implemented in the State. Farmer training camps, nature tours for school children and Nukkad Nataks in villages are organized regularly to sensitize people about Forestry and Wildlife Forest department. Haryana is providing two e-Services for issuance of NOC for non forest lands and tree felling permit on SARAL and HEPC single window platforms. Digitization of boundaries of most of the large and compact forest areas has been completed and works on the digitization of “Strip Forests” along roads, canals, drains and railway lines have been completed with the assistance of HARSAC by March, 2020.

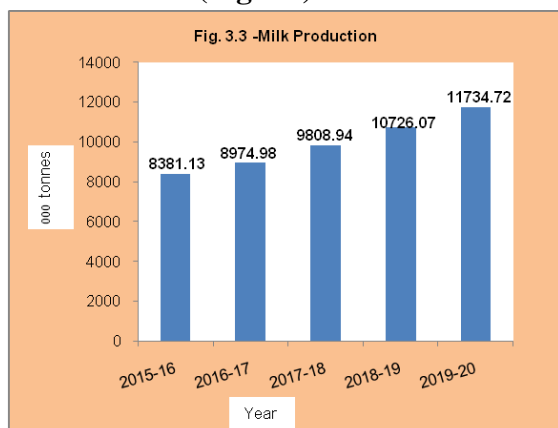
**3.72** During the year 2021-22, a total of 3 crore number of plants will be planted and distributed free of cost. World Herbal Forest shall be further developed to bring more area under medicinal plants. Efforts will be strengthened to educate more people in the conservation of Forests, Wildlife and Biodiversity, so as to achieve the objectives of United Nations Sustainable Development Goals for poverty reduction, livelihood generation and combating climate change.



## ANIMAL HUSBANDRY AND DAIRYING

**3.73** Haryana State has a well-developed infrastructure to provide veterinary health care and animal breeding services to the animal wealth of the State. There are 2,884 Veterinary Institutions. Thus, there is one Veterinary Institution for every 3 Villages spread all over the State. The total annual milk production for the year 2019-20 has reached to 117.34 lakh tonnes (**Fig-3.3**) in the State and per capita per day availability of milk has also increased to 1,142 grams (**Fig-3.4**), which is second highest in the country and a target of 127.15 lakh tonnes has been kept for the year 2020-21.

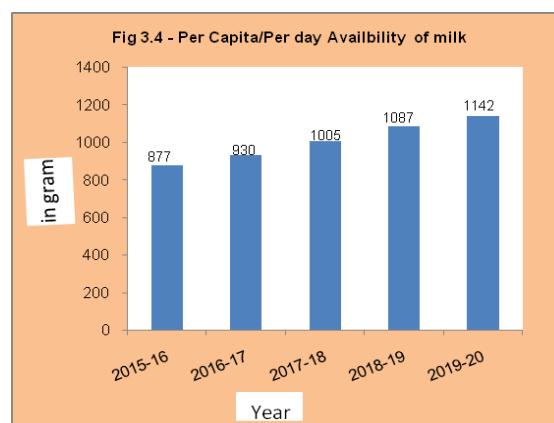
**3.74** As per Livestock Census-2019, livestock population of the State is 71.26 lakh including 19.29 lakh cattle and 43.68 lakh buffaloes (**Fig-3.5**).



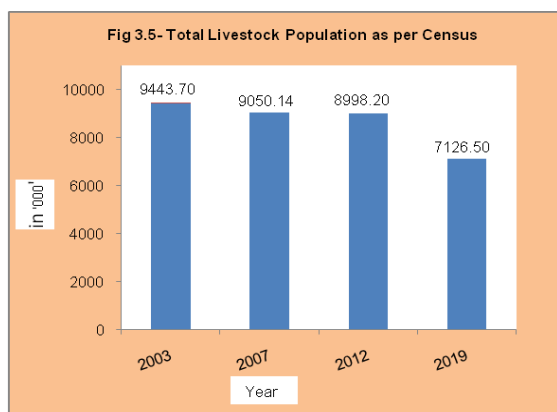
**3.75** The department of Animal Husbandry and Dairying has been successfully engaged in making the State free of foot & mouth (FMD) and Hemorrhagic Septicaemia (HS) disease among cattle and buffaloes by using a combined vaccine (FMD+HS). As a result, no case of these diseases has been reported from the last one and half year and 59.84 lakh animals have been vaccinated twice with this vaccine. Under “Atam Nirbhar Bharat” economic package, announced by GoI, all the cattle and buffalo population

of the State would be vaccinated bi-annually for Foot and Mouth disease (FMD) & Haemorrhagic Septicaemia (HS) and all the 4-8 months female calves would be vaccinated for Brucellosis as a part of National Animal Diseases Control Programme (NADCP) scheme. Under this programme, all the cattle and buffalo population of the State would be identified and ear tagged with 12 digit ear tags and would be registered under Information Network for Animal Productivity and Health (INAPH) software of GoI with proposed outlay ₹ 40 crore for the current year.

**3.76** In order to provide better services to the livestock owners in the villages having no Govt. Veterinary Institutions, the Govt. has decided to start the Mobile Veterinary Clinics on pilot basis. The services of Mobile Veterinary Clinics are being provided in two districts initially on pilot basis i.e. at Nuh and Bhiwani.



**3.77** Insurance of the Livestock of the Farmers of the State is being done under the “Pandit Deen Dayal Upadhyay Pashudhan Suraksha Beema Yojana”. The owner of the animal has to pay only ₹ 100 for each large animal and he can insure his 50 small animals @ ₹ 25 per small animal. For Scheduled Caste livestock



owners, no insurance premium has to be paid by them for insuring their livestock. The maximum permissible cost per milch animal as per the category/species for fixing up of insurance premium will be between ₹ 38,000 to 1,25,000 for large animals and ₹ 5,000 for small ruminants i.e. sheep & goats and pigs. Under the scheme, 2.03 lakh and 2.84 lakh animals have been insured during the year 2019-20 and 2020-21 (upto December, 2020), respectively.

**3.78** For the welfare and genetic improvement of animals, the Govt. has enacted “The Haryana Animal (Registration, Certification and Breeding) Act, 2019” for regulating animal breeding activities. Haryana has become first in the country to do so and 1.80 lakh animals have been registered up till now.

**3.79** The Govt. has decided to establish “Gau Abhyaranyas” at strategic locations in the State for effective rehabilitation and upkeep of stray cattle. The process of establishment of Gau Abhyaranyas at suitable places in the districts of Hisar and Panipat is under progress.

**3.80** The veterinary institutions are being provided all essential veterinary medicines and life-saving drugs. For providing specialised veterinary services, the State has established veterinary polyclinics at strategic locations. So far,

six Polyclinics have been established at Sirsa, Bhiwani, Sonipat, Rohtak, Jind and Rewari districts. In addition to this, there is a proposal to establish Govt. Veterinary Polyclinics in all the districts of the State. An ultra modern Pet Medical Hospital-cum-Training Centre has been set up at Panchkula for diagnostic and treatment of pet animals. In similar line to this, there is an proposal to set up ultra modern pet clinics in the districts of Gurugram and Faridabad. In addition, 5 new Govt. Veterinary Hospitals and 21 Govt. Veterinary Dispensaries have been opened and 20 Veterinary Dispensaries have been upgraded into Govt. Veterinary Hospitals.

**3.81** To tackle the menace of stray bulls and to enhance the productivity of bovines in the State, the use of good quality sex sorted semen would be encouraged to get minimum 85% female calves. The sex sorted semen is being provided @ ₹ 200 per straw at the subsidized rates to the livestock owners of the State, which is lowest in the country. To tackle the menace of stray bulls in the State especially of exotic and crossbred cattle, the department has supplied 1.61 lakh doses of sex sorted semen for artificial insemination and 72,564 artificial inseminations has been performed from sexed semen during the year 2020-21 (upto December, 2020).

**3.82** In order to provide timely access for financing for the working capital requirements of the livestock farmers engaged in dairy, animal husbandry and other related activities, there is a provision to provide 8 lakh Pashudhan Kisan Credit Cards (PKCC) by the different banks of the State. The department has sponsored 5.18 lakh to the bank. Out of these about 1.06 lakh Pashudhan Kisan Credit Cards have been

sanctioned by the banks and 25,614 PKCC have been issued to the livestock owners.

**3.83** For the upliftment of Scheduled Castes families and to encourage them, 50% subsidy is being provided for the establishment of 3 milch animals dairy, piggery and sheep & goat units. During the year 2019-20, 2,293 dairy units & 42 piggery units and during the year 2020-21 (up to December, 2020), 717 dairy units and one piggery unit have been established. To generate employment for the Scheduled Caste livestock owners in the State, a target to establish 200 sheep and goat units have been kept with a subsidiary budget provision of ₹ 17 crore for the year 2020-21 and the subsidy of ₹ 651.78 lakh has been provided during the year 2020-21 (upto December, 2020).

**3.84** A new scheme for establishment of Sheep and Goat units for General Caste and other categories has been sanctioned by the Govt. A Provision of 25% subsidy on unit cost for the establishment of sheep & goat and piggery unit has been made. During the year 2019-20 and 2020-21 (up to December, 2020) 618 and 104 units, respectively has been established. With a view to make dairy development a venture of self-employment, 2,170 unemployed youth were provided self-employment during the year 2019-20 and 327 dairy units have been established during the year 2020-21 (up to December, 2020). The incentive money ranging from ₹ 5,000 to ₹ 20,000 are being given to the owners of high milk yielders to promote Haryana, Sahiwal and Gir Indigenous breed of cattle in the State. Under this scheme, during the year 2019-20 and 2020-21 (upto December, 2020), 1,733 and 1,036 animal owners have been benefited. In order to improve the genetic merit of livestock, special

attention is being paid towards conservation, multiplication and improvement of indigenous germplasm such as Murrah breed of buffaloes and Haryana & Sahiwal breeds of cows. During the year 2019-20 and 2020-21 (upto December, 2020), 916 and 587 Murrah buffaloes respectively have been identified. The incentive money ₹ 334.72 lakh and ₹ 229.91 lakh has been provided during the year 2019-20 and 2020-21 (upto December, 2020), respectively.

**3.85** 571 & 83 units have been established with an expenditure of ₹ 25.56 lakh and ₹ 9.79 lakh under the scheme Backyard Poultry Units during the year 2019-20 and 2020-21 (upto December, 2020), respectively. The budget provision for ₹ 0.40 crore has been made for the year 2020-21.

**3.86** In order to provide quality animal health care services to the livestock farmers of the State, the disease diagnostic facilities of the department would be strengthened and specialized “Poultry Disease Diagnostic Lab” would also be established in Panchkula at Barwala, which is one of the largest Poultry Belt in the Northern India.

**3.87** A Gokul Gram is to be established at Govt. Livestock Farm, Sector 1, Hisar. The existing herds of Haryana, Sahiwal and Tharparkar breeds and the available infrastructure has been suitably strengthened to achieve the objectives of the Gokul Gram. A new herd of Gir breed is being established. The GoI has released an amount of ₹ 10 crore under this programme and the entire amount has been utilized.

**3.88** NDDB has sanctioned two projects under National Livestock Mission in the year 2019-20 to 2023-24 i.e. for 5 years for production of High Genetic Merit

Bulls under the schemes Haryana-PS and Murrah-PT to supply the bulls in the country for semen production.

**3.89** An amount of ₹ 497.28 crore has been sanctioned for production of High Genetic Merit Haryana Bulls through pedigree selection in 4 districts namely; Bhiwani, Charkhi Dadri, Jhajjar & Rohtak. Under this project 23 High Genetic Merit Haryana Bulls have been indentified, out of these 13 bulls have been procured. A target to provide 70 merit Haryana bulls in 5 years has been kept and an expenditure for ₹ 0.79 crore has been incurred up to December, 2020.

**3.90** For production of High Genetic Merit Murrah Bulls through progeny testing programme, an amount of

₹ 2,522.61 crore has been sanctioned for 7 districts namely; Bhiwani, Charkhi Dadri, Jhajjar, Rohtak, Hisar, Jind & Sonapat. 105 High Genetic Merit Murrah Bulls have been produced and an expenditure of ₹ 2.64 crore has been incurred upto December, 2020.

**3.91** During the year 2019-20, an amount of ₹ 56.09 crore has been approved for the construction of the buildings of 52 Govt. Veterinary Hospitals and 115 Govt. Veterinary Dispensary under RIDF XXIII. The construction work is in progress.

**3.92** State Livestock show was organised at Karnal from 13-15 March, 2020 in which 799 animals had participated. Cash prize worth ₹ 32.76 lakh was given to the owners of 222 animals.

---

## **FISHERIES**

**3.93** After Green and White Revolution, the State of Haryana is now on the threshold of Blue Revolution. Fish culture as subsidiary occupation is becoming popular among fish farmers of the State. Fisheries occupies a very important place in the socio-economic development of the country and progressively this sector is inching towards becoming an important source of generation of income and employment in rural areas. The department of Fisheries, to this end promotes the growth in this sector mainly by bringing maximum available water area under fish farming. Haryana also happens to be the only land locked State to intensively promote Shrimp farming in the underground saline water affected areas. The department makes quality fish seed available to the fish farmers and the State of Haryana has been declared as “Fish Disease Free State” by the NBFGR Lukhnow, Indian Council of Agriculture & Research (ICAR). During

the year 2019-20, Haryana has covered approximately 17,216.81 hectares of rural water bodies under intensive fish farming, which produced 1,91,000 M.T. of fish by stocking of 1,565.44 lakh fish fingerling. This area will be increased to 22,000 hectare for producing approximately 2.60 lakh M.T. of fish per annum by socking 1,882 lakh fish seed. The department has planned to bring an additional 25 hectare area under saline water fish farming during 2020-21.

### **Re-circulatory Aquaculture System (RAS)**

**3.94** To encourage the practice of water conservation, the department will establish 12 units of RAS across the State during the year 2020-21.

**3.95** The department also proposes through better management of resources and application of technology to increase the productivity to 11,000 kg/hect./year, which is the second highest in India. The department will develop water logged area by aggregation and enhance the income of

the fish farmers in these areas. During the year 2020-21, the post harvest infrastructure like, Large and Small Feed Mill along technology infusion system like

RAS and Biofloc System will be developed under Pradhan Mantri Matsya Sampada Yojana (PMMSY).

---

## **FOOD, CIVIL SUPPLIES & CONSUMER AFFAIRS**

**3.96** The department has made best efforts to improve the Public Distribution System during COVID-19 pandemic to ensure supply and availability of essential commodities. Keeping in view of the Corona Virus (COVID-19) pandemic and food security, the State Government has decided to distribute all the essential commodities (Wheat, Fortified Atta, Sugar, Mustard Oil and Iodised Salt) free of cost during April to June, 2020.

**3.97** As per policy of GoI, additional wheat @ 5kg per member under PMGKAY distributed free of cost to AAY, BPL and OPH in the month of April to November, 2020. 1 kg sabut channa per family (BPL+AAY+OPH) has also been distributed under PMGKAY free of cost. 4,56,911 MT wheat to the beneficiaries (AAY+BPL+OPH) @ 5 kg per member and 19,115 MT chana dal to the beneficiaries (AAY+BPL+OPH) @ 1 kg per family has been distributed by the Government at free of cost from April to November, 2020.

**3.98** The State Govt. has issued “Distress Ration Token” to the poor and migrant labourers in the month of May and June, 2020 and 5 kg wheat & 1 kg dal has been distributed to such people free of cost. Thereafter, as per the Aatam Nirbhar Bharat Scheme of GoI, 5 kg. wheat and 1 kg. dal/sabut channa free of cost provided to the AAY, BPL and OPH families during May and June, 2020.

**3.99** All the essential commodities are made available to Fair Price Shops

from the 1<sup>st</sup> day of distribution month. The Fair Price Shops were remained open for long hours for distribution of essential commodities in staggered manner by making lines at approximately 1½ meter. The social distancing was maintained and ensured that there will be no hoarding, no scarcity and no overcharging of essential commodities. Door step delivery of essential commodities started in Ambala, Kurukshetra and Bhiwani districts. All the mustard oil mills, atta mills, chakkies and pulses mills were remained operational round the clock. Cattle feed plants, cotton seeds, cake factories were also remained functional to avoid from the scarcity of animal feed in the State.

**3.100** It was also ensured that supplies of essential commodities to towns and villages may not be interrupted at any cost. All Subji Mandi remained open for long hours in such a way, that farmers from towns/villages don’t feel any restriction and supply their produce to the Mandi. The help of Rickshaw pullers was taken for distribution of vegetables in the cities to avoid congestion and roadways buses were also used for home delivery.

**3.101** The efforts were made to ensure the supply of diesel & petrol and home delivery of gas cylinders by the LPG gas agencies.

**3.102** The Chief Minister, Haryana monitored daily wholesale and retail prices of 25 essential commodities and its supply/availability in the State to prevent hoarding and control the price rise. All the Deputy Commissioners fixed the rates of 25 essential commodities. Regular

inspection of drugs wholesalers, chemist shops and wholesalers/retailers were being carried out.

### **End-to-End Computerization of TPDS Operations**

**3.103** 27,08,062 families/ration cards having 1,22,71,696 beneficiaries under NFSA have been digitized. 26,98,879 (99.7%) ration cards and 1,21,14,365 (98.7%) beneficiaries' Aadhaar have been seeded in the PDS database. Not even a single grain is being distributed without biometric authentication through PoS (Point of Sale device). The Haryana has become a Role Model in the entire country.

**3.104** In order to address the issues of malnutrition including Vitamin B-12 deficiency, suffering of people from folate, RBC folate, the State Govt. is distributing fortified atta in 5 districts namely; Ambala, Karnal, Hisar, Rohtak and Yamuna Nagar. The State Govt. is going to extend this scheme in the entire State. This initiative of Haryana Govt. is a pioneer initiative in the country.

**3.105** One Nation One Ration Card scheme has been fully implemented in the State of Haryana. With 744 transactions in the month of November, 2020, Haryana stood at first place in the country.

### **Procurement of Wheat, Mustard and Gram during COVID-19 Pandemic in Haryana State**

**3.106** The Govt. of Haryana planned to procure wheat in staggered manner from 20<sup>th</sup> April to 30<sup>th</sup> June, 2020 to prevent the spread of COVID-19 pandemic, by maintaining the principle of social distancing. Initially there were 389 mandis and 1506 new additional purchase centers were opened to procure wheat (74.01 LMT) on Minimum Support Price as shown in **Table 3.24**.

**3.107** Initially, there were 71 and 11 Mandis for purchase of mustard and gram, respectively thereafter, 111 and 18 new additional purchase centers were opened for procurement of 7.49 LMT mustard and 10,637 MT gram, respectively on MSP as shown in **Table 3.25**. The procurements of bajra, maize and sunflower for last five years are shown in the **Table 3.26**.

**Table 3.24-Procurement of Wheat and Paddy during last 5 Years**

(Lakh MT)

Year	Wheat	Paddy
2016-17	67.54	53.48
2017-18	74.25	59.57
2018-19	87.57	58.82
2019-20	93.60	64.71
2020-21	74.01	56.07

Source: Food, Civil Supplies & Consumer Affairs Department, Haryana.

**3.108** All the reports regarding procurement of wheat, mustard and gram were prepared timely and sent to all the concerned and Food Corporation of India for further submission to GoI.

**Table 3.25-Procurement of Mustard and Gram during last 5 Years**

Year	Mustard (LMT)	Gram (MT)
2016-17	-	-
2017-18	0.37	-
2018-19	2.68	-
2019-20	6.15	200
2020-21	7.49	10637

Source: Food, Civil Supplies & Consumer Affairs Department, Haryana.

**Table 3.26-Procurement of Bajra, Maize and Sunflower during last 5 Years**

(MT)

Year	Bajra	Maize	Sunflower
2016-17	6341	-	-
2017-18	31449	-	-
2018-19	183110	175.00	-
2019-20	310921	-	10787
2020-21	776909	4016.55	16207

Source: Food, Civil Supplies & Consumer Affairs Department, Haryana.

## **HARYANA STATE CO-OP. SUPPLY & MARKETING FED. (HAFED)**

**3.109** Hafed is the largest apex cooperative federation of Haryana State. It came into existence on 1<sup>st</sup> November, 1966 alongwith the formation of Haryana as a separate State. Since then it is playing a leading role in serving the farmers of Haryana as well as consumers in India. The main objectives of the federation are to make arrangement for procurement, marketing and processing of agricultural produce and allied products, to make arrangements for supply of agricultural inputs such as fertilizers, seeds and agro chemicals and to facilitate the working of the affiliated Co- operative Societies. The last 5 years turnover and profit of Hafed are given in **Table 3.27**

**Table 3.27- Turnover and Profit of Hafed**  
(₹ in Crore)

Year	Turnover	Profit
2015-16	8780.11	38.06
2016-17	8940.90	107.96
2017-18	9352.70	76.29
2018-19	12307.00	41.46
2019-20	13482.02	61.98

Source: Hafed.

### **3.110 Notable achievements of Hafed are as under:**

**Procurement of Paddy:** Hafed has purchased 18.04 lakh M.T. Paddy during the Kharif-2020 season which constitutes about 32.11% of the total paddy procured by all the procurement agencies of the State. Hafed procured 19.83 lakh M.T. Paddy during Kharif-2019.

**Procurement of Bajra:** Hafed has purchased 5,06,790.32 M.T. of Bajra in the Kharif-2020. Hafed purchased 95,101 M.T. Bajra in the Kharif-2019 season.

**Procurement of Moong, Maize and Groundnut:** Hafed has purchased 587.25, 4,043.05 and 673.40 M.T. of Moong, Maize and Groundnut, respectively in the Kharif-2020 (upto 19.11.2020).

**Procurement of Wheat:** Hafed has purchased 29.69 lakh M.T. of Wheat during Rabi-2020 season which constitutes about 40% of the total Wheat procured by all the procurement agencies of the State. Hafed purchased 39.17 lakh M.T. of wheat during Rabi-2019.

**Procurement of Sunflower:** Hafed has purchased 6,711 M.T. of Sunflower in the Rabi-2020 and 8,477 M.T. of Sunflower in the Rabi-2019 season at a minimum support price on behalf of NAFED and State Govt.

**Supply of Fertilizers:** Hafed has played a vital role in making the timely arrangement of Urea and DAP in the State and makes arrangement and selling urea and DAP in the State through co-operative network as per direction of Agriculture department. 1.19 lakh M.T. Urea and 0.30 lakh M.T. DAP was sold by Hafed during the period 01.04.2019 to 31.10.2020. As on 31.10.2020, 0.46 lakh M.T. Urea and 0.09 lakh M.T. DAP is available with Hafed.

**Sugar Mill Assandh:** 35.67 lakh qtls. of sugarcane was crushed by Hafed Sugar Mill, Assandh during the crushing season 2019-20 and it achieved sugar recovery of 10.02 %.

**Marketing of Certified Wheat Seeds:** Hafed has sold 46,490 qtls. of wheat seed in the year 2019-20 with a profit of ₹ 400 crore. Whereas in the year 2020-21, Hafed will provide certified wheat seed 60,000 qtls to CMS/PACS for Rabi season 2020-21 for sale to farmers.

### **Marketing of Consumer Products:**

Consumer products amounting to ₹ 208.88 crore were sold by Hafed during the period from 01.04.2020 to 30.09.2020. During the same period of 2019-20, consumer products amounting to ₹ 170.49 crore were sold.

**e-Procurement and e-Governance:** The e-tendering for all activities has already been started on the new portal ([etenders.hry.nic.in](http://etenders.hry.nic.in)) to ensure transparency in the tendering process. The e-Office has also been taken-up for implementation in Hafed.

### **3.111 Major initiatives/recognition of Programme/Activities of Hafed:**

1. Hafed has started setting up of Mega Food Project at IMT, Rohtak, with an estimated project cost of ₹ 179.75 crore.
2. To setup a Modern Oil Mill of 150 TPD capacity at Rampura, District Rewari and to upgrade and modernize the existing oil mills of Hafed at Rewari and Narnaul from 30 TPD to 50 TPD capacity.
3. To open its new sales outlets at strategic locations in all district head quarters in the State.
4. To appoint distributorship in other State for sale of Hafed consumer products.
5. To increase the Hafed consumer products range by adding new products like Wheat Bran, Poha, Jaggery, Honey etc.
6. To setup a Turmeric Plant & Cold Storage at Taraori District Karnal.
7. To install CCTV based Surveillance in Hafed Godown.

---

## **HARYANA STATE WAREHOUSING CORPORATION**

**3.112** Haryana State Warehousing Corporation (HSWC) is a statutory body created for providing scientific storage facilities for a wide range of agricultural produce and notified commodities to the farmers, Govt. agencies, public enterprises, traders, etc. At the time of its inception, it had only 7,000 MT capacity of own godowns. At present, the Corporation is operating 111 Warehouses, 105 owned and 6 warehouses on management basis across the State with a total storage capacity of 22.05 lakh MT which consists of covered godowns of 19.21 lakh MT capacity and open plinths of 2.83 lakh MT as on 30.09.2020. During the year 2019-20, the Corporation has earned a profit of ₹ 9,573.70 lakh before tax and ₹ 7,398.16 lakh after tax (unaudited). It has to be paid a dividend of 15% of profit after tax for the year 2019-20 (unaudited). The financial status of the Corporation is given in **Table 3.28**. The Corporation is one of the State Agency for procurement of

Central Pool at the Minimum Support Price, who procured 74 lakh MT Wheat, 34.19 lakh MT Paddy and 1.77 lakh MT Bajra during the year 2020-21 (upto 20.10.2020).

### **Extension Service Schemes**

**3.113** The Corporation imparts free training to the farmers about scientific storage of agricultural produce and Disinfestations measures under 'Farmers Extension Service Schemes'. The Corporation covered 345 and 140 villages for educating 3,621 and 1,863 farmers about various methods of scientific storage and preservation of their foodgrains and also demonstrated the disinfestations measures during the year 2019-20 and 2020-21 (upto 30.09.2020), respectively.

**3.114** Stock of farmers, cooperatives, traders and others are disinfested in their own homes/godowns under the scheme Disinfestations Extension Service Scheme. The total number of 1,704 and 1,197 beneficiaries availed benefits of this facility during the year 2019-20 and 2020-21 (upto 30.09.2020), respectively.



### **Inland Container Depot**

**3.115** The Corporation is operating an Inland Container Depot (ICD)-cum-Container Freight Station (CFS) at Rewari to provide cost effective services to the Importers and Exporters of Haryana and its adjoining area of the neighboring States. However, operations of ICD-Cum-CFS, Rewari are being handled by CONCOR w.e.f. 01.11.2008 under a strategic

Alliance Agreement with CONCOR (a subsidiary of Indian Railway). Inland Container Depot, Rewari has been connected online through the Electronic Data Inter-Change (EDI) system since 18.12.2009. During the year 2019-20 (Tentative), earning of ICD was ₹ 73.27 lakh, whereas the earning of ICD is ₹ 20.21 lakh during the year 2020-21 (up to 30.09.2020).

**Table 3.28-Financial Status of the Corporation**

(₹ in Lakh)				
Particulars	2016-17	2017-18	2018-19	2019-20 (unaudited)
Authorized Capital	620	620	620	620
Paid up Capital (50 % each by CWC & State Govt.)	584	584	584	584
Total Turnover	319850	371537	484041	534767
Profit before tax	4414.44	7140.20	6161.43	9573.70
Profit after tax	2863.90	4687.36	4032.11	7398.16

Source: Haryana State Warehousing Corporation.

### **AGRICULTURAL MARKETING BOARD**

**3.116** The Haryana State Agricultural Marketing Board (HSAMB) was set up on 1<sup>st</sup> August, 1969 for exercising superintendence and control over the market committees in the State. Since its inception, the board has established 113 principal yards, 168 sub-yards and 196 purchase centres. In addition to this, the board has also constructed 6,478 numbers rural link roads having length 16,869 kms.

#### **Development Works**

**3.117** The HSAMB has spent an amount of ₹ 548.76 crore on the development/up-gradation of grain/vegetable markets, construction & maintenance of link roads. The head wise detail of development works is as under:

- **Mandi Works:** The HSAMB has spent an amount of ₹ 127.13 crore on the development of 6 New Grain/

Vegetable Markets and Up-gradation of facilities in the existing markets. The development works to the tune of ₹ 200 crore for providing such facilities in 5 more Mandis are in progress, which are likely to be completed during the year 2021.

- **Construction of New Link Roads:** HSAMB has completed the construction of 371 new link roads having length 1,011 km. with an expenditure of ₹ 259.73 crore. The work on 278 link roads having length of 722 km. with an estimated cost of ₹ 283 crore are in progress at various stages.
- **Special Repair of Link Roads:** The HSAMB is undertaking the work of maintenance of link roads constructed by it on actual need basis. The special repair works on 305 link roads having length of 874 kms. with an expenditure of ₹ 191.90 crore have been completed.

The special repair works on 476 number link roads having length of 1,340 kms. with an estimated cost of ₹ 233 crore are in progress at various stages.

#### **Market Fee**

**3.118** A target of ₹ 900 crore was fixed for collection of market fee in the current financial year 2020-21. An amount of ₹ 648.34 crore has been collected upto January, 2021.

#### **IT Initiatives**

**3.119** The HSAMB has started a number of marketing reform systems such as e-NAM, e-Kharid, Installation of Weigh Bridges on the Mandi gates and PPM (Plot & Property Management).

#### **e-NAM**

**3.120** National Agricultural Market is envisaged as a pan-India electronic trading portal which seeks to network the existing APMC and other market yards to create a Global market platform for agricultural commodities. Haryana is one of the 18 States/UTs in India who has implemented e-NAM in 81 APMCs. The progress of Haryana under the project can be gauged by the fact that Haryana has traded about 328.07 lakh quintal of arrivals valuing ₹ 10,905.41 crore. Haryana is also the first State to start the payment on line through e-NAM portal. Till now invoices in e-Payments with 20,254 invoices valuing ₹ 44.75 crore benefiting 6,292 farmers has been generated through e-NAM.

#### **e-Kharid**

**3.121** The Govt. of Haryana has embarked on a revolutionary e-governance initiative through e-Kharid project to bring transparency at all levels in the Food Grains procurement processes, to extend ease of doing business to the traders and to

empower the farmers by providing real time information and timely payments. The e-Kharid system is a joint initiative of the Haryana State Agricultural Marketing Board and the Food, Civil Supplies & Consumer Affairs, Department. The procurement during Kharif season-2020 is being done through e-Kharid Software.

#### **Weigh Bridges**

**3.122** The work for installation of 140 weigh bridges in 26 mandis identified, for e-NAM with an estimated cost of ₹ 27.10 crore has been started. The installation of 66 weigh bridges has been completed and the work on 15 weigh bridges is in progress. An expenditure of ₹ 10.76 crore has been incurred upto 31.10.2020. The work is likely to be completed by 31.03.2021.

#### **Farmers Market**

**3.123** The Board has planned a new apple fruit and vegetable market at Pinjore on an area of 78.33 acres. The development works of Phase-I with an estimated cost of ₹ 19.64 crore are likely to be completed by 31.03.2021. For development works of Phase-II with an estimated cost of ₹ 152.72 crore (tentative) tendering process is going on.

#### **Atal Kisan-Majdoor Canteen (AKMC)**

**3.124** The Govt. of Haryana has taken an initiative to establish Atal Kisan-Majdoor Canteen in the mandis throughout the State at 25 locations for providing subsidized meal (lunch) @ ₹ 10 to the Kisan and Majdoors. 23 canteens have been made functional upto 31.10.2020. Another 2 canteens at Jind & Narwana mandis have also been established and ready for opening.

\*\*\*

# INDUSTRY, POWER, ROADS AND TRANSPORT

---

*Industrialization is regarded as essential for rapid development of any country or state, as it plays a vital and crucial role in the development of an economy. It accelerates economic growth in a State and thereby increases the contribution of Industry Sector in the State Domestic Product and contributes significantly to employment. It represents a process that involves economic and social changes. The impact of this process is the transformation of a society from the pre-industrial stage into industrial state. To position the state as a pre-eminent Investment destination and facilitate balanced regional & sustainable development supported by a dynamic governance system, the state government has adopted a wide scale of innovation & technology, and skill development for 68nurturing entrepreneurship and generating employment opportunities.*

## INDUSTRIES AND COMMERCE

**4.2** The first and foremost agenda of the State Govt. is to strengthen the business climate of the State thereby making Haryana a global investment destination of choice. The Govt. is continuously working towards this goal by implementing various reforms to reduce the regulatory burden and attract private sector participation in the State's economy.

**4.3** The State Govt. intends to introduce Haryana Enterprises & Employment Policy-2020 (HEEP-2020) to propel the State's growth story. This policy envisions to establish Haryana as a competitive and favoured investment destination, achieve regional development, export diversification and augment livelihood opportunities for its people through resilient economic development.

The policy objective is to attract investments of ₹ 1 lakh crore and generate 5 lakh jobs in the State. The department has launched strategic sectoral policies for the thrust areas like Haryana Agri-business and Food Processing Policy, 2018, Haryana Logistics, Warehousing and Retail Policy, 2019, Haryana Textile Policy, 2019 and Haryana Pharmaceutical Policy, 2019. These policies are offering various lucrative fiscal incentives and undertaking multiple measures to reduce the regulatory burden on the investor.

**Major reforms are being undertaken by the State Govt. which is given as under:**

- The State Govt. continues to adopt comprehensive approach to assist the MSME Sector in becoming globally competitive. The Govt. has adopted strategy for establishment of Common

Facilitation Centres under the Cluster Development Scheme of GoI to generate employment opportunities. 13 MSE-CDPs clusters are at various stages of its implementation and our focus is to start functioning of these clusters along with identification and commissioning of few more MSE-CDP clusters during the current regime.

- Under the Mini Cluster Scheme of the State Government, 27 mini clusters were sanctioned and are at various stages of its implementation. Our focus is to start functioning of these clusters along with identification and commissioning of some more mini clusters in the current regime.
- To promote the MSME sector, Manufacturing and Skill Development, Technology Centre has been set-up at IMT Rohtak (over 19.8 acres) with an investment of ₹ 130 crore. Another Technology Centre is envisaged at Industrial Growth Centre, Saha over 10 acres of land. Furthermore, Central Tool Room, Ludhiana has started its Extension Centre in Faridabad. National Small Industries Corporation (NSIC) has set up a Technology Centre in Government Polytechnic, Neemka (Faridabad) and started training in the field of electrical, computer and fashion technology.
- To promote Micro and Small Enterprises further, more than 20 provisions have been made in proposed HEEP-2020 like Market Development Assistance Scheme, Testing Equipment Assistance, Assistance for Technology Acquisition, Assistance for Environment Compliance and Investment Subsidy on SGST, Stamp

Duty Refund, Employment Generation subsidy and Electricity Duty exemption among others. In order to boost rural industries, a specific scheme i.e. Haryana Gramin Udyogik Vikas Yojana has been provisioned in the proposed Haryana Enterprises and Employment Policy-2020.

- Apart from easing regulations, Haryana is adopting a three-pronged approach for Ease of Doing Business. The State's EoDB strategy is being implemented in three phases i.e. Design & Develop, Implement & Use and 'Improve'. The ultimate objective of Haryana's 3 phase strategy is to create a conducive environment for businesses.
- One of the major reforms taken by the State is establishing of Single Roof Mechanism, Haryana Enterprise Promotion Center (HEPC) on 2<sup>nd</sup> February, 2017. 117 industrial clearances from 23 departments are now being granted through HEPC in a time bound manner. In making HEPC a success, all of the Govt. machinery of the State worked together as one team with sheer commitment and dedication, thereby making invest Haryana as the single point of contact for granting all industrial approvals on digital platform. As on 28<sup>th</sup> October, 2020, 2,23,188 services have been applied, out of which 1,65,764 services have been cleared with an average clearance time of 22 days.

**4.4** The EPP-2015 had helped creating congenial atmosphere for development of Industries in the State. The State remained the trusted destination for investors. Out of 495 MOUs signed by the State Govt., 188 have been implemented

are under implementation with an investment valuation of ₹ 24,051 crore and employment generation of 32,030 persons.

**4.5** The KMP expressway of 135 KM across Kundli, Manesar and Palwal abutting Delhi from 3 sides has been developed. In addition, a Global Economic Corridor, which is proposed to be developed alongside the expressway is estimated to have an investment potential of USD 50 billion.

**4.6** Further, as part of Integrated Aviation Hub, over 7,200 acres of land in IAH Hisar will be utilized for industrial development to provide facilities such as warehousing, cargo, MRO/FBO facilities, training & simulation centres, Aerospace University and Aerospace/Defence manufacturing park.

**4.7** Haryana Govt. has developed state-of-the-art Industrial and Commercial Township of nearly 3,300 acres of land near Kharkhoda (Sonepat) and Industrial Model Townships (IMTs) at Sohna of about 1400 acres. These townships will be in the vicinity of KMP Expressway connecting the Gurugram- Sohna- Alwar highway, thus will help in the development of the industrial corridor with world class facilities. Govt. of Haryana is working on the development of 5 cities of approx. 2,50,000 ha area along KMP corridor as a part of “Panchgram” vision. The State Govt. is also developing Integrated Multi Modal Logistics Hub (IMMLH) in Narnaul on an area spreading over 886

acre in collaboration with Delhi-Mumbai Industrial Corridor Project (DMIC) with proposed project cost totaling over USD 700 Million. The State has started implementation of early bird projects like Global Smart City at Gurugram and Mass Rapid Transit System (MRTS) under DMIC projects.

**4.8** Mega Project is being set-up by M/s ATL at IMT Sohna. HSIIDC allotted 178 acres land to M/s. ATL at IMT Sohna in month of July, 2020. The project is having investment of ₹ 7,083 crore in the State of Haryana besides generation of employment of 7,000 person.

#### **Prime Minister's Employment Generation Programme**

**4.9** The main objectives of this scheme are to provide employment opportunities for setting up venture in Micro, Small and Medium Enterprises (MSME). 25% and 15% of the project cost in rural and urban area, respectively will be provided as subsidy to the General categories applicant and 10% of the project cost will be contributed by the beneficiary of the General category as an equity participation. 35% and 25% of the project cost in rural and urban area, respectively will be provided as subsidy to the SC/ST/OBC, minority, Ex-serviceman, woman, physically handicap and 5% of the project cost to be contributed by the beneficiary as an equity participation. Targets and achievements are given in

**Table 4.1.**

**Table 4.1-Year-wise Physical and Financial Targets and Achievements**

Year	Targets		Achievements		% age achievements	
	Physical (No. of project)	Financial (₹ in lakh)	Physical (No. of project)	Financial (₹ in lakh)	Physical (No. of project)	Financial (₹ in lakh)
2016-17	674	1348.53	614	1178.76	91.10	87.41
2017-18	754	1508.84	905	1889.16	120.03	125.21
2018-19	770	1976.44	1149	2394.14	149.22	121.13
2019-20	815	2521.29	1155	2387.19	141.72	94.68
2020-21 (upto 6.10.20)	812	2512.85	309	774.96	38.05	30.84

Source: Industry and Commerce Department, Haryana.

## **HARYANA KHADI & VILLAGE INDUSTRIES BOARD**

**4.10** The Haryana Govt. established the Haryana Khadi & Village Industries Board by issuing a Notification dated 19.02.1969 under Section 3(1) of the Punjab Khadi and Village Industries Board Act, 1955. The Board plays a vital role to carry the KVICs programmes and in promoting and developing Khadi and Village Industries in rural area. The objectives of the Board include skill improvement, employment generation in rural area, transfer of technology, rural industrialization, promoting self-reliance among the people and building up a strong rural community base. Other objectives are as under:

- To provide financing to eligible borrowers through different Banks.
- To provide the training to persons employed or desirous if seeking employment in KVI Sector.
- Development in Khadi and Village Industries Sector.
- Promotion of sale and marketing of Khadi and Village Industries products.

### **Prime Minister Employment Generation Programme**

**4.11** The Govt. of India is implementing a credit linked subsidy programme called Prime Minister Employment Generation Programme (PMEGP) for generation of employment

opportunities through establishment of micro enterprises in rural and urban areas. The programme is implemented through Banks with one time Margin Money Assistance (subsidy). The rate of Margin Money (subsidy) for projects of maximum cost of ₹ 25 lakh is 25% for General Category and 35% for SC/ST/OBC/ Women/ Physically Handicapped/Ex-Servicemen and Minority Community etc.

**4.12** During the year 2019-20, targets were fixed for 611 projects involving margin money of ₹ 1,890.96 lakh. Out of that, 561 projects involving Margin Money of ₹ 1,478.73 lakh were achieved. During the year 2020-21, target has been fixed for 608 projects involving Margin Money of ₹ 1,877.28 lakh. Out of this, 317 projects involving Margin Money of ₹ 1,019.02 lakh have been achieved upto 19.01.2021.

### **Khadi and Village Industries Outlet**

**4.13** An outlet has been opened from 1<sup>st</sup> November, 2018 for the sale of products manufactured by the units financed by the Haryana Khadi and Village Industries Board. Action is being taken by Haryana Khadi and Village Industries Board to open an outlet in each district of Haryana State. The 2<sup>nd</sup> and 3<sup>rd</sup> outlets have also been opened in November, 2019 and June, 2020 in Jhajjar and Narnaul districts respectively.

---

## **MINES AND GEOLOGY**

**4.14** Mines and Geology department is responsible for systematic exploration and exploitation of the mineral resources available in the State following the principles of sustainable development. Haryana State is not known to have significant deposits of any major minerals and its mining operations are largely confined to the mining of minor minerals

such as Stone, Boulder, Gravel, Sand, etc. which are largely used in the construction industry.

**4.15 The Mines & Geology Department is responsible for the administration of following statutes:**

- Mines and Minerals (Development & Regulation) Act, 1957: It is a Central Act and provides provision of

systematic development of mining in the country in relation to grant of mineral concessions.

- Mineral Concession Rules, 1960: The Rules framed by the Central Government for grant of mineral concessions of major minerals.
- Haryana Minor Mineral Concession, Stocking, Transportation of Minerals and Prevention of Illegal Mining Rules, 2012 notified on 20.06.2012. The State Rules have been framed under Section 15 & 23C of the Central Act, 1957 repealing the prevailing rules namely the Punjab Minor Mineral Concession Rules, 1964, for regulation of Mineral Concessions of Minor Minerals.
- Haryana Minerals (Vesting of Rights) Act, 1973.
- Haryana Regulation and Control of Crushers Act, 1991 (Commonly referred to as the Stone Crushers Act, 1991) and Rules framed there under to regulate the operations of stone crusher in the State.
- Haryana District Mineral Foundation Rules, 2017.

#### **Notable achievements for the year 2020-21**

**4.16** The process of granting of mineral concession in respect of Minor Minerals throughout the State, which was initiated in the financial year 2016-17, is continued in this financial year 2020-21 also, whereby several mineral concessions were granted by the department. The policy of the State Govt. to grant smaller mining blocks/areas for mineral concessions has been framed, so that small entrepreneurs can enter into the mining business, which prevent any type of cartel formation or monopoly. This is also

being adhered to during this financial year 2020-21. Out of total 119 minor mineral mines, 58 numbers of mines have been allocated through competitive bidding process upto December, 2020. One stone mine of village Khanak, district Bhiwani has been granted to HSIIDC, the State PSU, on nomination basis in relaxation of the Rules. Among these granted Mineral Concessions, 49 numbers of mines had already commenced mining after obtaining all required approvals including environmental clearance, whereas 61 numbers of mines are lying vacant. The details of the same are given in **Table 4.2.**

#### **4.17 Incidence of Illegal Mining:**

- There is no case of organized illegal mining of any mineral in the State of Haryana, however stray incidents of theft of minerals do come to the notice and they are strictly dealt with as per the law. Such incidents, including the cases of transportation of minerals from other adjoining States without valid supporting documents i.e. without valid cash bill/weightment slips, are dealt as per provisions under Section 21(5) of the Mines and Minerals (Development & Regulation) Act, 1957 by imposing penalty. Apart from this, FIRs are also being lodged against the persons found indulging in illegal mining.
- The Govt. has notified the District Level Task Force under the Chairmanship of respective Deputy Commissioner with Superintendent of Police and other related senior functionaries as members in each of the concerned district, in order to monitor/stop any incidence of illegal mining and ensure compliance with the orders of the Hon'ble Supreme Court of India. Further, the action taken by these

Task Forces are reviewed by the State Level Task Force under the Chairmanship of the Chief Secretary.

- Apart from checking by the department of Mines and Geology,

all other related departments such as Forests, Pollution Control Board, Transport and Police are taking appropriate steps to curb illegal mining.

**Table 4.2- District-wise detail of Mines in the State**

Sr. No.	District	Total number of mines	Total number of mines allocated	Number of mines presently lying vacant/to be allocated	No. of operational mines
1	Panchkula	18	06	12	03
2	Ambala	10	01	09	01
3	Yamuna Nagar	33	25	08	22
4	Kurukshetra	01	00	01	00
5	Karnal	04	01	03	01
6	Panipat	03	00	03	00
7	Sonipat	15	03	12	03
8	Faridabad	02	00	02	00
9	Palwal	02	00	02	00
10	Bhiwani	02	02	00	02
11	Charkhi Dadari	14	13	01	13
12	Hisar	01	00	01	00
13	Rewari	01	00	01	00
14	M/Garh (Sand)	03	00	03	00
15	M/Garh (Stone)	10	07	03	04
	<b>Total</b>	<b>119</b>	<b>58</b>	<b>61</b>	<b>49</b>

Source: Mines & Geology Department, Haryana.

**Table 4.3- District-wise No. of Cases of Vehicles Seized in the State**

Sr. No.	District	Total number of Seized cases (w.e.f. 28.08.2019 to 15.01.2021)
1	Panipat and Karnal	253
2	Faridabad/Palwal	476
3	Sonepat	495
4	Yamunanagar	834
5	Gurugram and Nuh	447
6	Mahendergarh and Narnaul	520
7	Ambala	243
8	Hisar & Fatehabad	26
9	Sirsa	40
10	Rohtak & Jhajjar	206
11	Panchkula	161
12	Charkhi Dadri	146
13	Kurukshetra	114
14	Rewari	100
15	Bhiwani	97
16	Jind	59
	<b>Grand Total</b>	<b>4217</b>

Source: Mines & Geology Department, Haryana.



**Table 4.4- Cases of Illegal Mining Came to Notice & Action Taken**

Year	No. of cases of illegal mining including transportation of mineral without valid documents	Penalty realized in (₹ in lakh)	No. of FIRs lodged
2011-12	1588	263.33	117
2012-13	2564	163.31	122
2013-14	4518	991.59	148
2014-15	5333	1451.71	245
2015-16	3912	838.55	78
2016-17	1963	435.34	121
2017-18	1748	480.73	228
2018-19	2009	484.08	252
2019-20	1492	347.12	164
2020-21 (up to September, 2020)	1358	592.82	40
<b>Total</b>	<b>26485</b>	<b>6048.58</b>	<b>1515</b>

Source: Mines & Geology Department, Haryana.

- The Hon'ble NGT vide order dated 23.04.2019 in OA No. 668 of 2018- Surender Singh V/s State directed that alongwith royalty, price of mineral and penalty, compensation amount equivalent to atleast 50% of showroom value of vehicle is also required to be recovered before releasing the vehicles found indulged in illegal mining/transportation of illegally mined minerals. Accordingly, action as per orders of Hon'ble NGT dated 23.04.2019 is being taken against vehicles found indulged in illegal mining/transportation of illegally mined minerals. The details of vehicles seized w.e.f. 28.08.2019 to 15.01.2021 are given in **Table 4.3**.
- The action being taken by such mining and police joint teams is being reviewed/monitored at the highest level by the Police and Mines & Geology department. The status qua cases of illegal mining/theft of minerals/ vehicles found without valid proof of legal sources in the State during last

9 years is given in **Table 4.4**.

- The State of Haryana is working on zero tolerance policy against illegal mining and all necessary steps are being taken to ensure that no illegal mining takes place in any part of the State. It is factually wrong to say that any mining mafia is thriving in the State.

#### **District Mineral Foundation**

**4.18** The Central Govt. amended Mines & Minerals (Development and Regulation) Act, 1957 in January, 2015. One of the amendments was the insertion of Section 9B, as per which District Mineral Foundations (DMF) for each of the districts were to be constituted with object to work for the interest and benefit of persons and areas affected by mining and other mining related operations. In order to ensure Reclamation and Rehabilitation of the mining area, the mines in operation are liable to pay additional amount of 10% to a Fund namely 'Mines and Mineral Restoration and Rehabilitation Fund, the State Govt. is

also contributing 5% of its income to this Fund. The DMFs in the mining affected area/districts would be under the Chairmanship of the respective Deputy Commissioners and with public representatives undertaking works and implementing the “Pradhan Mantri Khanij Kshetra Kalyan Yojana”, which has the objectives:

- To implement developmental and welfare projects/programmes in mining affected areas, which will be complementing the existing ongoing schemes/projects of State and Central Govt;
- To minimize/mitigate the adverse impacts, during and after mining, on the environment, health and socio-economic status of people in mining districts; and
- To ensure long-term sustainable livelihoods for the affected people in mining areas.

**Policy shift undertaken/proposed to be undertaken and its impact/likely impact on the activities of the department**

**4.19** Earlier department was granting mineral concessions in respect of minor minerals by way of open auctions. However, now the department has switched over to e-auction system in order to have more transparency in the system. The department has started granting mineral concessions of small size mining units/blocks instead of big areas so that small entrepreneurs/persons who are interested in business of mining could enter into the business of mining.

**New Initiative**

**4.20** The department as a sample test has carried out survey of one stone mine of district Mahendgarh (Bakhrija-4) through Drone. Similar surveys shall be

carried in other mining areas. The department has signed a Memorandum of Understanding (MoU) with Haryana Space Application Centre (HARSAC) for demarcation of mining areas and Geo-Reference mapping.

**e-Governance**

**4.21** The department is granting following service online through the portal of HEPC. Hartron has been engaged for preparation of departmental portal/application for following services:-

- Grant/Renewal of Mineral Dealer License.
- Grant/Renewal of Stone Crusher.
- Grant/Renewal permits for Excavation of Brick Earth.
- Permit for Excavation of ordinary clay or earth.
- Permit for the Grant of Permission for Disposal of Mineral.
- This will help in regulating the movement of all vehicles carrying minerals going out from the mineral concession areas and to generate real time data of the minerals so produced. It will also enhance more possibilities of mining operations to be undertaken in a scientific and environmental friendly manner and all the important information of various mines would be available on e-module. The proposal of e-Governance would clearly define the roles, responsibilities and instruments for change expected by all stake holders.
- The department has engaged Haryana knowledge Corporation Ltd. for the purpose of preparation of e-governance system.
- e-Ravana System has been started in all districts in the State.

## **Demand and supply of Stone/Building Material**

**4.22** Due to protracted litigations pending before Hon'ble Supreme Court, mining in the Aravalli Hill areas of the districts Faridabad, Gurugram and Mewat

has been lying closed. Though mining of stone in the districts of Mahendergah, Charkhi Dadri and Bhiwani is taking place but still due to shortage of construction material, stone in particular, is being met by the adjoining States also. The operational

**Table 4.5- The Revenue Receipts/Collections from Mining since 2005-06**

<b>Sr. No.</b>	<b>Years</b>	<b>Income (₹ in crore)</b>
1	2005-06	153.34
2	2006-07	136.26
3	2007-08	215.71
4	2008-09	195.42
5	2009-10	248.66
6	2010-11	78.38
7	2011-12	87.39
8	2012-13	70.83
9	2013-14	81.52
10	2014-15	43.89
11	2015-16	265.42
12	2016-17	494.16
13	2017-18	712.87
14	2018-19	583.20
15	2019-20	702.24
16	2020-21(up to January, 2021)	770.00
	<b>Total</b>	<b>4839.29</b>

Source: Mines & Geology Department, Haryana.

stone mine in the State are able to cater to around 60-65% of the requirement of the public and private projects in the State. The State is making all out efforts to get more mining area operational, so that demand of construction material could be met from the mines of the State itself.

## **Revenues from Mining**

**4.23** The revenue receipts have been at record level ₹ 583.20 crore in the State in financial year 2018-19. The revenue receipts has been collected ₹ 702.24 crore in financial year 2019-20 in given **Table 4.5**.

## **POWER**

**4.24** Energy is a critical factor in infrastructure for sustained economic growth. In addition to its well- recognized role in development of different sectors of the economy, it makes a direct and significant contribution to economy in term of revenue generation, increasing employment opportunity and enhancing the quality of life. Hence, affordably priced reliable supply of electricity is necessary for effective development of the

State. Haryana State has limited availability of natural sources of energy. There is very less Hydro Generation potential in the State. Even the coal mines are far away located from the State. There is very limited forest area. Wind velocity prevailing in the State is also not sufficient to exploit the power generation. Although, the solar intensity is relatively higher but the land area limitation does not encourage large scale harnessing of this resource.

**4.25** The total installed capacity available to the State at present is 11,972.40 MW. It include 2,582.40 MW from State's own stations, 846.14 MW from jointly owned projects (BBMB) and the balance as share in central projects and Independent Private Power Projects. The power availability from these sources during the year 2019-20 was 5,21,775 lakh KWH. The power sold during the year 2019-20 was 4,30,946 lakh KWH. The year-wise detail of installed generation capacity, power availability and power sold are given in **Table 4.6**.

**4.26** The total number of electricity consumers in the State has increased from 35,44,380 in 2001-02 to 69,79,645 in 2020-21 (upto September, 2020). The category-wise number of electricity consumers is given in **Table 4.7**.

**4.27** The per capita consumption of electricity increased from 57 units in 1967-68 to 1,805.45 units in 2019-20. The

consumption of electricity in the State during 2019-20 was 4,30,946 lakh units (LUs). The consumption of electricity by the Industrial Sector was maximum i.e. 1,37,562 LUs followed by domestic sector i.e. 1,10,778 LUs. For agriculture sector, subsidy amounting to ₹ 6,978.40 crore was given by State Govt. in the year 2019-20. The sector-wise electricity consumed is given in **Table 4.8**.

**4.28** Electricity bills pending in the State are ₹ 6,862.27 crore as on September, 2020. The pending electricity bills of domestic sector were maximum i.e. ₹ 4,484.38 crore. The sector-wise pending electricity bills are given in **Table 4.9**.

#### **Settlement of Pending Electricity Bills**

**4.29** This scheme is applicable to defaulting connected & disconnected domestic consumers (having Whole Current Meters) and non-domestic consumers (with sanctioned load of 5 KW or less) in rural and urban areas.

**Table 4.6- Installed Generation Capacity, Power Availability and Power Sold in State**

Year	Installed generation capacity** (MW)	Total installed capacity (MW)	Power available (lakh KWH)	Power sold (lakh KWH)
1967-68	29.00	343.00	6010	5010.00
1970-71	29.00	486.00	12460	9030.00
1980-81	1074.00	1174.00	41480	33910.00
1990-91	1757.00	2229.50	90250	66410.00
2000-01	1780.00	3124.50	166017	154231.00
2010-11	4106.00	5997.83	296623	240125.00
2011-12	4106.00	6740.93	326473	266129.66
2012-13	4106.00	9839.43	343177	262576.03
2013-14	4060.00	9839.43	402779	288608.72
2014-15	4060.00	11102.32	438956	319972.00
2015-16	3611.37	11053.30	445111	322370.61
2016-17	3621.00	11065.00	454659	339931.52
2017-18	3621.37	11262.30	506044	382329.73
2018-19	3638.54	11750.72	515733	407090.10
2019-20	3428.54	11950.70	521775	430946.00
2020-21 (Up to October, 2020)	3428.54	11972.40	265691*	201861.00*

\* Upto September, 2020

\*\*This indicates the State's own projects & share in jointly owned projects but excludes from Central Sector Projects i.e. NHPC, NTPC, MARUTI, MAGNUM, NAPP, RAPP & IPPs (IGSTPS, Jhajjar, MGSTPS, Jhajjar and small Hydro & Solar Projects etc.) etc.

Source: HVPN Ltd.

**Table 4.7- Number of Electricity Consumers in State**

Year	Domestic	Non-Domestic	Industrial	Tubewells	Others	Total
2001-02	2759547	347437	66247	361932	9217	3544380
2005-06	3119788	387520	70181	411769	11402	4000660
2010-11	3684410	462520	85705	520391	34896	4787922
2011-12	3849779	479366	88821	540406	38593	4996665
2012-13	4020928	502912	91087	561381	41919	5218227
2013-14	4136499	522110	93839	582605	46076	5281129
2014-15	4266675	547395	96887	603797	47265	5562019
2015-16	4419364	573848	99195	613973	45790	5752170
2016-17	4569311	597063	101388	621571	50825	5940158
2017-18	4841143	623455	104124	630487	25328	6224537
2018-19	5150007	653356	109076	638191	26428	6577058
2019-20	5391944	683042	111569	643588	27466	6857609
2020-21 (Upto Sept., 2020)	5495434	696896	110898	648197	28220	6979645

Source: HVPN Ltd.

**Table 4.8–Sector-wise Electricity Consumed in State**

(LUs)		
Sector	2019-20	2020-21 (upto Sept., 2020)
Industrial	137561.89	51535.98
Domestic	110778.1	65481.33
Agriculture	103072.89	48781.92
Commercial	48759.15	20357.73
Public Services (Public Lighting & Public Water Works)	13373.81	6841.37
Railways	977.94	160.48
Miscellaneous	16421.9	8702.04
<b>Total</b>	<b>430945.68</b>	<b>201860.85</b>

Source: HVPN Ltd.

Principal amount is calculated for the period from the date of default to 30<sup>th</sup> June, 2018 as per the Supply Code. For BPL consumers, principal amount of last 12 months will be payable and rest of arrears would be waived off. The principal amount is to be paid either as monthly or bi-monthly installments or in lump sum. Scheme is also applicable for settlement of theft cases, provided the consumer deposits 50% of the assessed amount without surcharge and the compounded amount in full.

### Future Power Projects

**4.30** Considering the need for maximizing power availability in the State, various short term and long term measures

**Table 4.9 – Sector-wise Pending Electricity Bills in State**

(₹ in lakh)	
Sector	2020-21 (Upto Sept., 2020)
Industrial	82096.86
Domestic	448437.60
Agriculture	17054.91
Commercial	70209.13
Govt. Departments & Services	68428.45
<b>Total</b>	<b>686226.95</b>

Source: HVPN Ltd.

such as addition in capacity generation, improvement in operational efficiency, rehabilitation and extension of distribution network etc. have been taken up.

### Ujwal Discom Assurance Yojana (UDAY)

**4.31** This scheme was conceptualized by the Centre to ensure a sustainable solution to the debt ridden power utilities to achieve financial stability and to improve their operational efficiency for sustained growth. The State Govt. has adopted this scheme. It is expected to boost the operational and financial capacity of the State Power Corporations. Under the schemes, the Govt. of Haryana has already issued the UDAY bonds of ₹ 17,300 crore during the FY 2015-16 and of ₹ 8,650

crore during the FY 2016-17. The Haryana DISCOM have liquidated their high cost debt from the proceeds of UDAY bonds. Balance debt remaining in the books of Haryana DISCOMs are mainly Cash Credit Limits and Capex Loans. For meeting the target of 15% AT&C losses by 2018-19, a detailed Loss Reduction Plan (LRP) has been prepared and is being implemented. Concerted efforts have reduced AT&C losses by DISCOMs. During FY 2019-20, AT&C losses have been reduced from 17.45% to 17.17% i.e. reduction of 0.28% as compared to the previous year. During FY 2017-18, DISCOMs have achieved financial turnaround two years ahead of target year and registered a net profit of ₹ 412.34 crore. During FY 2019-20, DISCOMs have again reported profit of ₹ 331.39 crore against the profit of ₹ 280.94 crore in the year 2018-19.

#### **Haryana Power Generation Corporation Ltd (HPGCL)**

##### **4.32 Achievements**

- HPGCL has been conferred first position in the "16<sup>th</sup> National Award for excellence in Cost Management-2018" under category power generation, distribution & transmission, organized by the Institute of Cost Accountants of India.
- HPGCL units remained available for generation during the period of COVID-19 and were scheduled for generation as per requirement of HPPC. Furthermore, RGTPP Khedar Unit-1, which was on capital overhauling since 16.12.2019 was made available for generation on 05.05.2020 with the best initiatives & efforts taken by HPGCL in spite of all constraints of man & material and experts from SEC China during the period of COVID-19 pandemic.
- The Bureau of Energy Efficiency (BEE), Ministry of Power released the 'State Energy Efficiency Index 2019' in the month of January, 2020, which tracks the progress of Energy Efficiency (EE) initiatives in 36 States and Union Territories based on 97 significant indicators. Haryana scored the first rank in the country in the State EE Index 2019.
- RGTPP Khedar on dated 03.07.2020 achieved its full capacity and generated 289.42 LUs, which is 2<sup>nd</sup> highest generation in a single day by RGTPP Khedar. During FY 2020-21 (upto September, 2020), WYC Hydel has achieved the PLF of 61.06%, which is highest in last 10 years.
- During the financial year 2020-21 (upto December, 2020), Capacity Utilisation Factor of 10 MW Solar Power Plant, PTPS Panipat remained 19.72%, which is highest ever since commissioning. Further, outages of the Solar Power Plant have reduced significantly during current year since commissioning of the plant. HPGCL has planned for development of 77 MW solar power plants at HPGCL land and 16 MW solar plants at Panchyat land.
- HPGCL has initiated necessary action for meeting the new environmental norms of suspended particulate matter, sulphur oxides and nitrogen oxides issued by GoI. To control sulphur oxides, process for award of work for installation of FGD at HPGCL thermal power stations has been initiated.
- HPGCL is exploring the possibility of utilizing the agro residues along with

coal in its existing coal fired thermal power stations, which will help in reducing the environmental pollution caused by agro residues.

#### **Haryana Vidyut Prasaran Nigam Ltd (HVPNL)**

##### **4.33 Achievements**

- During the financial year 2019-20, HVPNL has commissioned 13 new sub-stations and 59 existing sub-stations have been augmented. Transformation capacity of 3819.50 MVA and 285 km of transmission lines have been added at a cost of ₹ 834 crore.
- During 2020-21 (April, 2020 to December, 2020), HVPNL has

commissioned 6 new sub-stations and 64 existing sub-stations have been augmented. Transformation capacity of 2411.50 MVA and 98.53 km of transmission lines have been added at a cost of ₹ 354.84 crore.

- As per capacity addition plan (as on 31.12.2020), for strengthening of transmission system in the next 5 years i.e. upto FY 2024-25, HVPNL has planned to create 45 new sub-stations, augment 189 existing sub-stations and to erect over 2729 circuit km. transmission lines by utilizing the funds of ₹ 3,023 crore.

---

## **NEW AND RENEWABLE ENERGY**

### **Grid Connected Rooftop Solar Power Plant Programme**

**4.34** The scheme aims to produce electricity through solar energy by the consumers of electricity in the State to promote green and clean power. Solar electricity is a green power which is environment friendly as well as user friendly as it also helps in reducing the electricity bills of the consumers. It has been planned to install 1,600 MW capacity rooftop solar power projects by the year 2022. Till March, 2020, rooftop solar power projects of about 183 MW cumulative capacity have been installed in the State. During 2019-20, there was a target to install grid connected solar power plants of 142 MW capacity, out of which 56 MW capacity rooftop solar power plants were installed. During the current year, 17 MW capacity GCRT power plants have been installed in the State.

### **Solar Water Pumping Programme**

**4.35** To meet irrigation needs of farmers and replace diesel pumps with

solar pumps, the department of New and Renewable Energy, Haryana had formulated a scheme to provide solar water pumps in the State. During 2018-19 and 2019-20, 2,300 pumps (2 HP to 5 HP capacity) were installed in the State with 75% State subsidy. Thereafter, seeing the good response of farmers, the department upscaled the programme to install 50,000 off-grid solar pumps of 3HP to 10 HP capacity with 75% (Central and State) subsidy. In the 1<sup>st</sup> phase 15,000 pumps are being installed during 2020-21 under component-B of Pradhan Mantri Kisan Urja Suraksha Evam Uthhan Mahaabhiyan (PMKUSUM) programme of the Ministry of New & Renewable Energy, GoI. So far, work orders for 12,338 pumps have been issued and 1,751 pumps have been installed.

### **LED based SPV Home Lighting Manohar Jyoti**

**4.36** To meet the lighting energy needs of the public, the department has formulated a scheme to provide LED

based SPV home lighting system named as “Manohar Jyoti”. This system has 2 LED luminary of 6 watt each, one LED tube light of 9 watt, 1 DC ceiling fan of 25 watt and provision for 1 USB port for mobile charging. The State Govt. is providing subsidy of ₹15,000 per system. During the year 2019-20, 4,500 nos. of systems including 457 systems under SCSP component were provided in the State and an amount of ₹ 5 crore was utilized.

#### **Biomass Power Projects**

**4.37** The Haryana Govt. has notified the Haryana Bio-Energy Policy-2018 (on 09.03.2018). This Policy has a target of installation of biomass based power projects of 150 MW by 2022. To tackle the issue of straw burning and promote paddy straw based biomass power projects in the State, the Govt. has allotted 4 paddy straw based biomass power projects of 49.8 MW capacity in Kurukshetra (15 MW), Kaithal (15 MW), Jind (9.90 MW) and Fatehabad (9.90 MW). This will consume 5.70 lakh tonne of paddy straw as fuel annually.

#### **LED based Solar Street Lighting Systems**

**4.38** To enhance social security and reduce the dependence on conventional power in rural areas, the department is implementing stand alone LED based solar street lighting scheme. In the Annual Plan 2019-20, there was a budget provision of ₹ 4 crore for installation of 10,000 nos. of 7 watt LED based street lighting systems @ ₹ 4,000 per system. Out of which, 6,166 nos. of systems have been installed by incurring an expenditure of ₹ 246.64 lakh. During the year 2020-21,

there is a budget provision of ₹ 150 lakh for installation of 3,200 nos. of 12 watt LED based solar street lights with state subsidy @ ₹ 4,000 per system. The systems will be installed after finalization of the rate contract.

#### **Solar Inverter Charger Programme**

**4.39** To charge the battery bank of existing inverter from solar power and facilitating uninterrupted charging during day time during power cuts and generate electricity from clean and green energy, the department is promoting solar inverter charger consisting of solar panels and interface charge controller. The approximate cost of 300 watt and 500 watt systems is ₹ 14,750 and ₹ 21,000 and subsidy @ ₹ 6,000 and ₹ 10,000, respectively shall be provided. During the year 2019-20, 14,269 nos. of systems for an amount of ₹ 13.87 crore were installed against a target of 22,500 systems. During the year 2020-21, with a budget provision of ₹ 25 crore, 26,000 nos. of systems shall be installed, out of which 4,287 nos. of systems have already been installed with an expenditure of ₹ 4.16 crore.

#### **Installation of Solar Power Plants in Gaushalas**

**4.40** Haryana Govt. has decided to install solar power plants in all the Gaushals in the State with 80 to 85% grant. The balance is to be borne by Gaushalas and Gau Sewa Aayog. During 2019-20, 331 solar power plants of 2 MW cumulative capacity were installed in 330 number of Gaushalas in the State with a grant of ₹ 8.26 crore. During 2020-21, it is proposed to install solar power plants of about 250 kw. in 80 Gaushalas with a provision of ₹ 1.5 crore.



## ARCHITECTURE

**4.41** The Department of Architecture is the nodal agency of the Haryana Govt. for undertaking architectural planning of Govt. buildings of various State Govt. departments in a most economical, aesthetic and appealing manner. This department plays a key role in the planning and development of the vital public infrastructure of the State being a service department. This department renders architectural services to all Govt. departments, corporations and universities of the State and makes efforts to evolve innovative design solutions for all projects after obtaining feedback from the Client. Haryana Building Code 2017

and the Energy Conservation Building Code notified by Govt. of Haryana are being adopted to make building designs Eco-friendly and Energy efficient. The Department has worked on various important schemes like New Administrative Blocks, Judicial Complexes, Civil Hospitals including CHC, PHC & SHC, Bus Stands, new PWD Rest houses, Govt. Polytechnics, Govt. Colleges, Industrial Training institutes, Engineering Colleges, Govt. Schools, Sports Stadiums, Office buildings, Memorial buildings including development of various Tiraths etc.

## ROADS

**4.42** Roads are the basic means of transportation. Roads make a crucial contribution to economic development and growth and are of social importance. In order to further strengthen the road network and making it more efficient as per traffic requirements, the main emphasis has been laid on the improvement/up-gradation of existing road network, construction of bye passes, bridges/ROBs and completion of road construction works. The PWD (B&R)

road network in the State is given in **Table 4.10**.

**4.43** During 2020-21, work for improvement of roads by way of widening, strengthening, reconstruction, raising, cement concrete pavements/ blocks premix carpet construction of side drains and culverts/retaining walls etc. were taken in hand. The financial and physical progress achieved upto November, 2020 is given in **Table 4.11**.

**Table 4.10- Roads Network in the State Under PWD (B&R).**

Sr. No.	Type of Road	Length in Kms. (upto 31.03.2020)	Length in Kms (upto 30.11.2020)
1.	National Highways	State PWD - 72 NHAI - 3011	State PWD - 72 NHAI - 3011
2.	State Highways	1602	1602
3.	Major District Roads	1337	1337
4.	Other District Roads	20753	21213
<b>Total</b>		<b>26775</b>	<b>27235</b>

Source: PWD (B&R), Haryana.

**Table 4.11- Progress Under Roads Improvement Programmes****(A) Financial Progress****(₹ in Crore)**

Sr. No.	Head of Account	Budget Allotment 2020-21	Expenditure ( upto Nov., 2020)
1.	Plan-5054 (Roads & Bridge) including NABARD Loan & PMGSY)	2118.00	842.54
2.	Non Plan-3054	542.52	291.68
3.	Central Road Fund	150.00	105.00
4.	NH (Plan)	125.00	74.76
5.	NH (Non- Plan)	0.00	0.00
6.	Deposit works (Roads & Bridges) including work of HSRDC	35.00	22.94
<b>Total</b>		<b>2970.52</b>	<b>1336.92</b>

**(B) Physical Progress**

Sr. No.	Item	Length in Kms. (upto Nov., 2020)
1.	New Construction	317
2.	Premix carpet (State Roads)	744
3.	Widening & strengthening (State Roads)	579
4.	Cement concrete blocks/pavement	92
5.	Side drain / Retaining Wall	207
6.	Reconstruction & Raising	110
7.	(a) Widening (b) Strengthening	12

} National Highways

Source: PWD (B&amp;R), Haryana.

**Table 4.12- Road/Bridge Works Sanctioned during 2020-21.****(₹ in Crore)**

Sr. No.	Head of Account	No. of works	Amount ( Upto Nov., 2020)
1	Plan -5054	88	300.44
2.	Non Plan-3054	65	116.69
3	NABARD - Roads - Bridges	63 -	183.31 -
4	Central Road Fund	-	-
5.	PMGSY/Bharat Nirman -Roads -Bridges	83 -	383.58 -
6.	NH	-	-
7	ROBs/RUBs (Plan 5054)	11	262.87
8	Bridges – Plan 5054 Non Plan 3054	02 -	1.96 -
	<b>Total</b>	<b>312</b>	<b>1248.85</b>

Source: PWD (B&amp;R), Haryana.

**Table 4.13 – Allocation for Repair and Maintenance and Original Works of Buildings.****(₹ in crore)**

Sr. No.	Head of Account	Budget Allotment 2020-21	Expenditure during 2020-21 (Upto Nov., 2020)
1	Revenue Buildings	147.75	90.41
2	Capital Buildings	1475.84	414.14
3	Deposit Buildings	350.00	302.24
	<b>Total</b>	<b>1973.59</b>	<b>806.79</b>

Source: PWD (B&amp;R), Haryana.

**Table: 4.14- ROBs/RUBs & Bridges Completed and in Progress.**

Sr. No.	Description	2020-21 (upto November, 2020)
1	ROBs/ RUBs (i) Completed and opened to traffic (ii) Under construction	2 48 (22 State Scheme + 19 relates to HSRDC + 7 nos. under CRF Scheme)
2	Bridges:- (i) Completed and opened to traffic (ii) Under construction	6 34 Nos. (27 nos. under 5054 R&B + 7 nos. under CRF)

Source: PWD (B&R), Haryana

### Major Incentives

**4.44** The Department has taken steps for construction of ROBs/RUBs and Bridges to curtail delay and increase safety to passengers. 48 ROBs/RUBs are under construction. The detail of ROBs/RUBs & Bridges completed and in progress is given in **Table 4.14.**

### NCR Works

**4.45** During the financial year 2020-21, 2 ROBs and 2 Road projects amounting to ₹ 358.72 crore are under progress under NCRPB loan scheme and expenditure for these works during this financial year is ₹ 178.05 crore. 4 ROBs/RUBs projects has been allocated for ₹ 54.03 crore under State Head in current financial year and expenditure for ongoing 18 ROBs/RUBs is ₹ 67.50 crore upto 15.12.2020. Academic Block at Khanpur Kalan, Sonipat for ₹ 8.49 crore has been allotted during this financial year as a 'Deposit Work'. In addition to this, 10 projects of various Roads/ROBs amounting to ₹ 603.47 crore have been sanctioned recently under NCRPB loan scheme and are likely to be allotted during this financial year i.e. 2020-21. Similarly 10 projects of ROB/RUBs under State Head amounting to ₹ 261.05 crore are in

pipe line. Haryana State Roads & Bridges Development Corporation (HSRDC) in the year 2020-21 has already utilized an amount of ₹ 67.74 crore (upto 15.01.2021) for Roads & Bridges works under NCRPB assisted schemes. The project for construction of medical college, Jind was administratively approved for ₹ 663.86 crore (₹ 524.23 crore Phase-I and ₹ 139.63 crore Phase-II). Tenders for the said work have been finalized by Tender Allotment Committee and letter of acceptance has also been issued to Agency on 13.01.2021. Following are the projects which are likely to be allotted during financial year 2020-21:-

- (i) Dental College at Nalhar (Nuh) with an estimated cost of ₹ 135 crore.
- (ii) 2 ROBs under State Head amounting to ₹ 23 crore.

### NABARD Schemes

**4.46** 63 Nos. road having length of 357.14 km. amounting to ₹ 183.31 crore has been approved from NABARD under RIDF-XXVI in the year of 2020-21. The total expenditure to the tune of ₹ 88.36 crore has been incurred under NABARD scheme and 90 km. length has been improved during the year 2020-21.

## **TRANSPORT**

**4.47** The Transport Department, Haryana has two wings i.e. the Commercial Wing (Haryana Roadways) and Regulatory Wing.

### **Commercial Wing**

**4.48** A well-planned and efficient network of transport is an essential component for a developing economy. The Transport Department, Haryana is committed to provide adequate, well-coordinated, economical, safe, comfortable and efficient transport services to the public.

**4.49** Haryana Roadways is amongst the best run State Road Transport Undertakings of the country. At present (as on 30.09.2020), it has a fleet of 3,366 buses which is being operated from 24 Depots and 13 Sub Depots. Haryana Roadways buses operate an average of 2.25 lakh kms. daily and carry an average of 1.19 lakh passengers every day. Prior to COVID-19, the buses of Haryana were used to operate an average of 10.14 lakh kms daily and carry an average of 9.25 lakh passengers per day.

**4.50** The performance of Haryana Roadways has been noteworthy on parameters such as average age of fleet which is quite low, whereas vehicle productivity, staff productivity and fuel efficiency are amongst the best operational cost per km. (without taxes) and accident rate are amongst the lowest. Haryana Roadways has won the Union Transport Minister's Trophy and cash award of ₹ 1.50 lakh each year for lowest accident rate among all the State Road Transport Undertakings in the country during the years 2005-06, 2006-07, 2007-08, 2009-10, 2012-13 & 2013-14. Haryana Roadways has been adjudged as the winner of ASRTU Trophy for the

“maximum improvement in vehicle productivity during the year 2008-09 in respect of Moffusil area”.

**4.51** Haryana Roadways is keen to further improve public transport in the State and has taken many initiatives to improve the bus services and upgrading the public amenities at the bus stands. The plan outlay of the department which was ₹ 56 crore during 2004-05 has increased to ₹ 70.85 crore during the year 2019-20. An amount of ₹ 63.64 crore was spent during the year 2019-20 for modernization of fleet and other infrastructure. An amount of ₹ 245.35 crore has been approved for the Annual Plan 2020-21, out of which ₹ 18.09 crore have been spent during April to September, 2020. The Programme/ Scheme-wise targets and achievements of last 5 years is given in **Table 4.15**.

### **Modernization of Bus Services**

**4.52** To provide comfortable passenger transport services, the department has purchased 18 Super Luxury Buses which are successfully inducted in the fleet of Haryana Roadways, Chandigarh & Gurugram. This service has been highly appreciated by the public, travelling on Chandigarh-Gurugram, Delhi-Chandigarh routes. Besides it, 150 Nos. of fully built-up Mini Buses have also been purchased having 5 years of AMC.

**4.53** During the year 2020-21, Govt. has accorded administrative approval for purchase of 20 Nos. Multi-Axle Super Luxury AC Buses. Tenders will be invited after finalization of technical specifications of engine technology meeting, BS-VI emission norms. In addition to it, State Transport Department is going to purchase 800 Nos. of Standard Diesel Engine buses meeting BS-VI emission norms.

**Table 4.15-Programme/ Scheme-wise Targets and Achievements of last 5 years****(₹ in Lakh)**

Year	Name of the Programme/Scheme	Targets	Achievements	Percentage
2015-16	i) Land & Building	10000.00	9959.47	99.59
	ii) Acquisition of fleet	2200.00	2192.45	99.66
	iii) Workshop facilities	50.00	35.87	71.74
	iv) Investment in PSUs- Share Capital to HREC	5.00	5.00	100.00
	v) Drivers Trg. Schools	10.00	8.45	84.50
	vi) Computerisation	70.00	69.39	99.13
2016-17	i) Land & Building	11000.00	9258.55	84.17
	ii) Acquisition of fleet	10000.00	1358.74	13.59
	iii) Workshop facilities	100.00	81.02	81.02
	iv) Investment in PSUs- Share Capital to HREC	5.00	5.00	100.00
	v) Drivers Trg.Schools	40.00	20.12	50.30
	vi) Computerisation	200.00	194.85	97.42
2017-18	i) Land & Building	13000.00	12846.04	98.82
	ii) Acquisition of fleet	12000.00	9571.99	79.77
	iii) Workshop facilities	100.00	3.83	3.83
	iv) Investment in PSUs- Share Capital to HREC	5.00	5.00	100.00
	v) Drivers Trg.Schools	50.00	18.99	37.98
	vi) Computerisation	200.00	121.61	60.80
2018-19	i) Land & Building	11830.00	7978.46	67.44
	ii) Acquisition of fleet	2340.00	2216.52	94.72
	iii) Workshop facilities	100.00	8.32	8.32
	iv) Investment in PSUs-Share Capital to HREC	5.00	5.00	100.00
	v) Drivers Trg. Schools	50.00	30.09	60.18
	vi) Computerisation	200.00	85.30	42.65
2019-20	i) Land & Building	6500.00	5932.87	91.27
	ii) Acquisition of fleet	500.00	407.61	81.52
	iii) Workshop facilities	20.00	1.31	6.56
	iv) Investment in PSUs-Share Capital to HREC	5.00	5.00	100.00
	v) Drivers Trg. Schools	10.00	0.00	0.00
	vi) Computerisation	50.00	17.65	35.30

Source: Transport Department, Haryana.

**4.54** A sum of ₹ 407.61 lakh (Table 4.15) was spent during 2019-20 on acquisition of fleet. ₹ 100 crore has been earmarked for the Annual Plan 2020-21 out of which ₹ 9.97 lakh has been spent during April to September, 2020. All 8 years old buses which have covered 7 lakh km are being replaced with newly designed modern buses.

#### **Construction/Renovation of Bus Stands/ Workshops**

**4.55** The department has set up 125 Bus Stands at important places from traffic point of view, where amenities for the traveling public are being provided. The detail of ongoing projects is as under:-  
The department has taken up development of NIT Faridabad bus terminal on PPP

mode. Besides this, bus stand at Pipli (Kurukshetra) and Rajiv Chowk (Gurugram) are proposed to be developed on PPP mode. A new bus stand at Agroha (Hisar) has been inaugurated on 24.09.2020 by the Chief Minister. Two new bus stands at Pandu Pindara (Jind) & Badhsa (Jhajjar) has been inaugurated on 27.10.2020 by the Chief Minister. The construction of new bus stands at various identified places in Haryana is in progress.

**4.56** A sum of ₹ 59.33 crore (Table 4.15) was spent during the year 2019-20 for the construction of new bus stand/workshops under Land & Building Programme. An amount of ₹ 145 crore has been earmarked for Land & Building

Programme for the year 2020-21, out of which ₹ 811.60 lakh has been spent during April to September, 2020.

#### **Modernization of Workshops**

**4.57** The workshops are being modernized by providing latest machinery, tools & infrastructure etc. for better up-keep of the buses. An amount of ₹ 1.31 lakh (**Table 4.15**) has been spent during 2019-20. An amount of ₹ 20 lakh has been approved for the Annual Plan 2020-21.

#### **Road Safety**

**4.58** Haryana Roadways has been taking steps to minimize the accidents/break downs by taking all possible administrative as well as technical measures. Haryana Roadways is running 22 departmental Drivers Training Schools for imparting training and certifying new heavy vehicle drivers. During the period April to September, 2020, Drivers Training Schools were closed due to lockdown enforced to prevent the spreading of COVID-19. No amount was spent during 2019-20. An amount of ₹ 10 lakh has been approved for the Annual Plan 2020-21.

#### **Revamping of Haryana Roadways Engineering Corporation**

**4.59** The workshop of Haryana Roadways Engineering Corporation at Gurugram which fabricate bus bodies for Haryana Roadways is being modernized. An amount of ₹ 5 lakh was approved for Annual Plan 2019-20 and the entire amount was spent. An amount of ₹ 5 lakh has been approved for the Annual Plan 2020-21.

#### **Computerization**

**4.60** Various activities of the department are being computerized in a phased manner ₹ 17.65 lakh (**Table 4.15**) has been spent during 2019-20 on computerization. An amount of ₹ 50 lakh

has been approved for the Annual Plan 2020-21, out of which ₹ 1.24 lakh has been spent during April to September, 2020.

#### **Use of Technology**

- i) Implementation of online transfer policy for Sub-inspectors, Drivers and Conductors has been implemented successfully in the month of August/ September, 2020. Now online transfer drive has been initiated in the cadres of Clerks and Inspectors. Final execution of the online transfer drive has been completed in the month October, 2020.
- ii) e-Ticketing, RFID Bus Pass Systems and GPS System to be fully implemented by the end of June, 2021 including pilot phase in 5 depots.
- iii) **Nirbhaya Fund Scheme** with the objective of protecting dignity and safety of women in the State by providing quality, safe, reliable, clean and affordable Public Transport will be implemented within one year from the date of approval to be received from GoI.
- iv) Department intends to introduce Zero Emission Electric buses to protect environment from negative effects of pollutants. 124 electric buses will be introduced within one year from the date of approval to be received from GoI.

#### **Free/Concessional Travel Facilities**

**4.61** Haryana Roadways is providing free/concessional travel facilities as a social obligation to deserving sections of the society like students, unemployed youth attending the interviews, 100% handicapped people with one attendant, freedom fighters, Ex and present MLAs/

MPs, press correspondents, Police/Jail staff etc.

- Free travel facility to the 100% deaf and dumb with one attendant.
- Free travel facility to National Youth Awardees.
- Free travel facility to women and children on Rakshabandhan/Rakhi Day.
- 100% mentally retarded persons with one attendant in Haryana Roadways ordinary buses within Haryana.
- Free travel facility to the Widow of deceased employee of Haryana Roadways till the date of retirement of deceased employee.
- Only 10 single fares are being charged from the male students for monthly passes and girl students are allowed to travel free w.e.f. 01.01.2014.
- 50% of the ordinary fare within Haryana for NCC cadets to participate in their training.
- 50% concession in the bus fare of Haryana Roadways to Haryana resident senior citizen women on attaining the age of 60 years and men on attaining the age of 65 years has been allowed even out of State upto the destination of Haryana Roadways buses.

- Free travelling facilities to the Numberdars 10 days in a month from their residence to Tehsil HQ & 2 days in a month to their District HQ.
- Free travelling passes to the Paralympics Sports Persons participating in the sports meets organized for the physically challenged persons.
- Cancer patients are allowed to free travel in the buses of Haryana Roadways from their residence to Cancer Institutes.
- The Girl students have been allowed free travelling from their residence to educational institute and travelling distance has been enhanced to 150 kms. from 60 kms. 181 buses for girl students/women have also been started on 173 routes.
- Free transport facility has been allowed to the persons with their spouses who suffered during the emergency period in the standard buses of Haryana Roadways and 75% rebate is being given to such persons in AC Volvo buses in case of widow or widower.

---

### **Regulatory Wing of Transport Department**

**4.62** The Regulatory Wing of the Transport Department has been entrusted with the responsibility of the implementation of the provisions of Motor Vehicles Act, 1988, Carriage by Road Act, 2007, Haryana Motor Vehicles Taxation Act, 2016 and rules made there under. During the year 2019-20, revenue target was ₹ 3,500 crore against which a sum of ₹ 2,913 crore were collected. The target of receipts during the current

financial year 2020-21 is ₹ 3,615.50 crore against which ₹ 1,609.14 crore have been collected upto 31.12.2020. The following achievements have been made during the year 2020-21.

### **Improving Driving Skills**

**4.63** Three institutes of Driving Training and Research are functional at Kaithal, Bahadurgarh and Rohtak. Nine more such institutes have been sanctioned by the State Govt. to be setup. Haryana Roadways is also running 22 driving training schools in the State and imparting

driving training of the heavy vehicles to the drivers. Besides this 247 driving training schools are being run by private persons for LMV (Non-Transport) in the State.

### **Improving Road Worthiness of Motor Vehicles**

**4.64** An Inspection and Certification Centre equipped with fully automated and computerized machines has been set up at Rohtak with financial assistance of ₹ 14.40 crore by GoI. The annual capacity for testing of vehicles in this centre is approximately 1.25-1.50 lakh. The centre is functional w.e.f. 05.04.2017. However, the centre has issued fitness certificates to 506 no. of motor vehicles upto 31.10.2020. Besides this, six more Inspection and Certification Centres will be setup in the state in future. Six more authorization has also been granted to 868 Pollution Under Control (PUC) centres in the State.

### **4.65 Delivery of Citizen Services**

- Online payment of Road Tax: e-payment facility is being provided through e-grass for payment of road tax and fees for transport and non-transport vehicles. This facility is available in all banks across the State.
- SMS Alert: Citizens are sent SMS intimating the amount of application submission and tax/fee deposited for various services in the office of registering & Licensing Authorities.
- Dealer Point Registration: Online Dealer Point Registration System for the registration of new non transport vehicles has been started at all the locations in the State.
- Randomization of registration numbers Allotment of registration number across the State by way of computerized randomization has been

introduced in all the Registering Authorities to bring transparency.

- Computerization: Internet Connectivity in all locations in the State. The National 'VAHAN' and 'SARATHI' programme has been implemented in the State.

### **Road Safety Measures and Awareness**

**4.66** The road accidents in the State have come down from 10,944 accidents in the year 2019 resulting in 5,057 fatalities as compared to 9,431 accidents in the year 2020 resulting in 4,507 fatalities. There is reduction of 1,513 Road accidents in the year 2020 as compared to the year 2019. Meetings of the State Road Safety Council were also held on 01.10.2020 and 22.12.2020 under the chairmanship of Transport Minister, Haryana to take effective steps to curb overloading, rectification of black spots, capacity building of engineering staff of road owning agencies. In conducting road safety audit, 100% audit of the road network in the State and development of model road stretches in each district by NHAI, PWD B&R and other road owning departments, in order to reduce number of road accidents. Road Safety funds of ₹ 31 crore has been allocated under the Haryana Road Safety Fund Rules, 2018 during the financial year 2020-21. Out of this, ₹ 10.85 crore allotted to Police department, ₹ 5.50 crore to PWD (B&R), ₹ 5.60 crore to Elementary Education, ₹ 1 crore to Higher Education, ₹ 2.20 crore to Health department and 4.40 crore to District Road Safety Committees for carrying out work pertaining to Road Safety.

### **Enforcement**

**4.67** e-Challan and Vahan & Sarathi web version-4 have been implemented in whole of the State. The following



initiatives have been taken to strengthen enforcement:-

- A Shudhikaran drive was launched by the Chief Minister on 17.10.2020, as part of which majority of the officers and staff working in the Regional Traffic Authorities (RTAs) has been replaced. Besides, the post of Secretary, Regional Transport Authority has been re-designated as District Transport Officers with clear mandate to work with transparency and highest standards of integrity.
- Moveable weighing scale have been procured and handed over to all the District Transport Officer-cum-Secretaries, Regional Transport Authorities to check overloading effectively.
- 22 posts of Motor Vehicle Officers have been filled on deputation basis from the Police Department.
- Checking of illegal vehicles plying in the State is being carried out jointly by the teams of District Transport Officer-cum-Secretary, Regional Transport Authority and General Manager, Haryana Roadways concerned.
- Provisions of the Motor Vehicles Act for suspension/cancellation of Registration Certificate, Driving License and Permits are being invoked in case of overloaded vehicles.
- Action has been taken against person who were involved in giving location of the checking teams via social media.
- e-Rawanna software maintained by Mines and Geology department, Haryana has been integrated with VAHAN software.

- Nakas are being established especially in and around the mining zones and at the Inter-State borders to check undesirable activities.

### **High Security Registration Plates**

**4.68** As per the provisions of Rule 50 of the Central Motor Vehicles Rule, 1989, the project of affixation of HSRP was assigned to M/s Link Utsav Registration Plates Pvt. Ltd. The agreement was signed on 27.04.2012 and the work of affixation was actually started in May, 2012. A total of 2,01,396 HSRPs have so far been affixed on new and old vehicles upto 31.10.2020 by the aforementioned agency.

### **Lockdown Tax/Penalty Relief**

**4.69** The State Govt. vide notification no. 13/11/2016-IT (I) dated 18.08.2020 has exempted the amount of penalty and simple interest on vehicles payable on motor vehicle tax for the vehicle which were purchased during the period of lockdown and could not be registered.

### **Automated Driving License Issuing Centre**

**4.70** Central Institute of Road Transport (CIRT), Pune has been appointed as Consultant by Transport Department (Regulatory Wing) for tendering process for the establishment of Automated Driving License Issuing Centre in 11 districts of Haryana State.

### **State Transport Undertakings in Gurugram and Faridabad**

**4.71** All the Municipal Corporation of the State alongwith Gurugram Metropolitan City Bus Limited (GMCBL) has been announced to act as State Transport Undertaking (STU) for the operation of city bus services in their respective jurisdictions.

### **Pollution Control Measures.**

**4.72** Under polluting control measures, notification has been issued

regarding non-issuance of any type of permit to auto rickshaw being driven by diesel in the Regional Transport Authorities of Gurugram, Faridabad and Panchkula.

#### **CIVIL AVIATION**

**4.73** Civil Aviation Department, Haryana has 5 Airstrips in the State at Pinjore, Karnal, Hisar, Bhiwani and Narnaul. Presently two Flying Training Centres of Haryana Institute of Civil Aviation (HICA) are established at Karnal

and Pinjore where flying training is provided to the boys and girls. Haryana Institute of Civil Aviation is providing flying training to the students for obtaining Private Pilot License (PPL), Commercial Pilot License (CPL) and Instructor Rating (IR). Out of total 72 trainees, licenses to 32 trainees were awarded in such as SPL (04), PPL (05), CPL (14), IR (08), and AFIR (01).

\*\*\*

# EDUCATION AND IT

---

*Human development with increased social welfare and well being of the people is the ultimate objective of development planning. In any developing and emerging economy, Social Sector plays a significant role. Education, Health and Social Justice & Empowerment are the main components of the Social Sector.*

## EDUCATION

### **One Time Cash Award Scheme for Scheduled Caste Students in Classes 1<sup>st</sup> to 8<sup>th</sup>**

**5.2** This scheme was introduced in the year 2008-09. The objective of the scheme is to provide educational avenues to the students of scheduled caste families as well as enhancing the admission & retention of such students in Govt. schools. This scheme also reduces the drop-out rate of SC students and watches the welfare of such family's students. Under this scheme, one time allowance is being given to all scheduled caste boys and girls for purchase of stationery articles like geometry box, colour pencils etc. In this scheme, the actual expenditure of ₹ 5,315.42 lakh has been incurred and 4,38,419 students were benefited during the year 2019-20. A budget provision of ₹ 6,000 lakh has been made for the year 2020-21.

### **Monthly Stipends to all Scheduled Caste Students in Classes 1<sup>st</sup> to 8<sup>th</sup>**

**5.3** This scheme was introduced in the year 2008-09. The objective of the scheme is to provide educational avenues to the students of scheduled caste families as well as enhancing the admission & retention of such students in Govt. schools. This scheme also reduces the drop-out rate

of SC students and watches the welfare of such family's students. The monthly allowance under this scheme shall be disbursed through banks to the accounts of scheduled caste students studying in Govt. Schools. Under this scheme monthly stipend is given to all the scheduled caste students for 12 months and disbursed in 4 quarterly instalments. Before release of next quarterly instalment, the school teacher shall see that money is not released in respect of those children whose attendance fall below 50%. In this scheme, the actual expenditure of ₹ 13,601.43 lakh has been incurred and 4,51,250 students were benefited during the year 2019-20. A budget provision of ₹ 15,000 lakh has been made for the year 2020-21.

### **Monthly Stipends for BPL Students in Classes 1<sup>st</sup> to 8<sup>th</sup>**

**5.4** The objective of the scheme is to provide educational avenues to the students of Below Poverty Line (BPL) category families as well as enhancing the admission & retention of such students for the welfare of BPL category families' students in Haryana Govt. schools. To encourage the interest of such students the Govt. is providing monthly stipend to the

students belonging to BPL category studying in Haryana Govt. schools in classes 1<sup>st</sup> to 8<sup>th</sup>. This scheme was introduced by Govt. in year 2009-10. Under this scheme, monthly stipend is given to all the BPL category students for 12 months and disbursed in 4 quarterly installments. Under the scheme, before release of next quarterly installment, the school teacher shall see that money is not released in respect of those children whose attendance fall below 50%. In this scheme, the actual expenditure of ₹ 352.14 lakh has been incurred and 17,870 students were benefited during the year 2019-20. A budget provision of ₹ 550 lakh has been made for the year 2020-21.

#### **Monthly Stipends for BC-A Students in classes 1<sup>st</sup> to 8<sup>th</sup>**

**5.5** The objective of the scheme is to provide educational avenues to the students of backward classes category 'A' (BC-A) families as well as enhancing the admission & retention of such students for the welfare of BC-A category families students in Haryana Govt. Schools. To encourage the interest of such students in their study the Govt. is providing monthly stipend to the students belonging to BC-A category studying in Haryana Govt. schools in classes 1<sup>st</sup> to 8<sup>th</sup>. This scheme was introduced by Govt. in year 2009-10. Under this scheme, monthly stipend is given to all the BC-A category students for 12 months and disbursed in 4 quarterly installments. Before release of next quarterly installment, the school teacher shall see that money is not released in respect of those children whose attendance fall below 50%. In this scheme, the actual expenditure of ₹ 3,510.37 lakh has been incurred and 2,22,638 students were benefited during the year 2019-20.

A budget provision of ₹ 5,000 lakh has been made for the year 2020-21.

#### **Education Encouragement of Excellence (EEE)-Rajiv Gandhi Scholarship for Middle Schools**

**5.6** The scheme was introduced by Haryana Govt. during the year 2005-06. It has been decided to award scholarships/ incentives to those students who are studying in class 6<sup>th</sup> to 8<sup>th</sup> and who stood first in the preceding class. One student each in boy's and girl's category in each school in the 6<sup>th</sup> to 8<sup>th</sup> classes who stood first in the preceding class will be awarded. Under the scheme ₹ 750 per annum to each qualifying students of 6<sup>th</sup> to 8<sup>th</sup> classes are given as incentive/ scholarship to encourage brilliant students provided such students have got 1<sup>st</sup> division and minimum 60% marks. In this scheme, the actual expenditure of ₹ 149.56 lakh has been incurred and 18,783 students were benefited during the year 2019-20. A budget provision of ₹ 190 lakh has been made for the year 2020-21.

#### **Providing Free Bicycle to SC Students (Boys & Girls) studying in class 6<sup>th</sup>**

**5.7** The objective of the scheme is to provide educational avenues to the students of scheduled castes families as well as enhancing the admission & retention of such students in Govt. schools. This scheme also reduces the drop-out rate of SC students and watches the welfare of such families' students. The bicycles are provided to only those SC students (Boys & Girls both) who come to school from other village (where a Govt. middle school does not exist) beyond 2 km distance. This scheme was introduced in year 2008-09. In this scheme the actual expenditure ₹ 169.75 lakh have been incurred and 6,665 students were benefited in the

financial year 2019-20. A budget provision of ₹ 200 lakh has been made for the year 2020-21.

### Mid-Day-Meal Scheme

**5.8** National Programme of Nutritional Support to the primary education, known as Mid-Day-Meal Scheme. It is a centrally sponsored scheme and under this scheme, hot cooked food is provided to the children of primary classes (1<sup>st</sup> to 5<sup>th</sup>) and upper primary classes (6<sup>th</sup> to 8<sup>th</sup>) in all the Govt., Local Bodies and Govt. aided privately managed primary schools which were launched in the entire State on 15<sup>th</sup> August, 2004. This scheme is being implemented in compliance with the orders dated 20-04-2004 passed by the Supreme Court of India. The main objective of the scheme is to boost universalism of primary education by increasing enrolment,

retention and attendance and simultaneously improving nutritional status of students of the primary classes. Under the scheme free food grains (Wheat/Rice) is provided by the GoI through Food Corporation of India @ 100 grams for primary children and 150 grams for upper primary children, per child per school per day. Freshly cooked food of these cereals is provided to children. The budget for the Mid-Day-Meal Scheme for the financial year 2019-20 is ₹ 37,115 lakh in the ratio of 60:40 CSS & State Plan. As per UDISE (Unified District Information System for Education), there are a total of 14,406 Govt. and Govt. aided schools in the State and 14,48,024 students enrolled. The detail of schools and students enrolled are given in **Table-5.1 and 5.2.**

**Table 5.1-The detail of Govt. and Govt. Aided Schools**

Sr. No.	Particulars	Govt. Schools	NCLP (Faridabad & Gurugram)*	Local Body (Ambala)**	Aided***	Total
1.	Primary (1 <sup>st</sup> to 5 <sup>th</sup> )	8679	57	5	2	8743
2.	Upper Primary (6 <sup>th</sup> to 8 <sup>th</sup> ) GMS	2415	0	0	1	2416
3.	Secondary with (6 <sup>th</sup> to 10 <sup>th</sup> )	1287	0	0	0	1287
4.	Higher Secondary with (6 <sup>th</sup> to 12 <sup>th</sup> )	1960	0	0	0	1960
	<b>Total</b>	<b>14341</b>	<b>57</b>	<b>5</b>	<b>3</b>	<b>14406</b>

\* The NCLP (National Child Labour Project) schools are running in districts of Faridabad & Gurugram.

\*\* The Schools run by Local Bodies Department are running in Ambala district.

\*\*\* At present Mid Day Meal is provided in 1 Govt. Aided School in Bhiwani district i.e. Vaish Primary School, Bhiwani. There were 198 Govt. aided schools in School Education Department. Out of these 197 Govt. Schools have been taken over by the State Govt.

Source: Elementary Education Department, Haryana.

**Table 5.2- The detail of Students Enrolled in Schools**

Sr. No.	Particulars	Number of Students	NCLP	Local Body	Aided	Total
1.	Primary	882866	2934	745	259	886804
2.	Upper Primary	561186	0	0	34	561220
	<b>Total</b>	<b>1444052</b>	<b>2934</b>	<b>745</b>	<b>293</b>	<b>1448024</b>

Source: Elementary Education Department, Haryana.

**Table 5.3- Recipes provided by School**

Wheat Based	Rice Based	Bajra Based/ Other
Missi Roti with seasonal Vegetables	Poshtik Khichdi	Bajra Gulgule
Halwa with Black Channa	Rajma and Rice	Bajre ki Poori
Roti with Daal/Ghiye/Kaddu/ Mix Vegetable	Karhi Pakora mix with seasonal Vegetables and Rice	Bajre ki Khichdi
Meetha Daliya	Sweet Rice	Bajra Biscuit
Wheat Soya Puri and White Chana-aloo	Vegetable Pulao/Kala Chana Pulao	Peanut Chakki
Poushtik Daliya	Coconut Rice Pulao	
Chana Urad/Moong Dal/Sabut Moong Dal + Roti		
Channa Dal Prantha/Vegetable Prantha		
Sweet Poora & Kheer		

Source: Elementary Education Department, Haryana.

**5.9** The cooking cost of per student is ₹ 4.97 for primary and ₹ 7.45 for middle school respectively. The cost of expenses incurred is shared in the ratio of 60:40 between Centre and State. In addition to this an honorarium of ₹ 3,500 per month is being paid to Cook-cum-Helper in which Centre's share is ₹ 600 and State's share is ₹ 2,900 per month.

#### **Recipes in Mid-Day-Meal Menu**

**5.10** School heads have been asked to distribute the 20 recipes to the children having minimum 450 calories and 12 gms. proteins for primary stage and 700 calories and 20 gms. proteins for upper primary stage are provided on all school days. The detail of recipes of cooked food provided by school are given in **Table-5.3**.

#### **Sweetened Flavoured Milk**

**5.11** 200 ml flavoured Milk is provided to the students of class 1<sup>st</sup> to 8<sup>th</sup> at least 3 days in a week alongwith Mid-Day-Meal. Milk is being provided in 5 flavours i.e. vanilla, cardamon, rose, butter scotch and chocolate. The milk is being provided in association with

Haryana Dairy Development Cooperative Federation Ltd.

#### **Fortified Atta, Salt and Oil**

**5.12** It has been decided to start fortified atta in Mid-Day-Meal. All the District Elementary Education Officers have been directed to use double fortified salt and fortified oil in Mid-Day-Meal. HAFED will supply fortified atta, salt and oil for Mid-Day-Meal Scheme.

#### **5.13 Achievements**

- In the State honorarium of 30,200 Cook-cum-Helpers working under Mid-Day-Meal Scheme has been increased from ₹ 2,500 per month (Centre Share ₹ 600 + State Share ₹ 1,900) to ₹ 3,500 per month (Centre Share ₹ 600 + State Share ₹ 2,900).
- Cook-cum-Helpers working under Mid-Day-Meal Scheme are allowed two uniforms in a year @ ₹ 300 for each dress.
- 6 months maternity leave (without pay) is allowed to Cook-cum-Helpers working under Mid-Day-Meal Scheme.

- Training has been imparted to 9,699 Cook-cum-Helpers out of 30,200 engaged under Mid-Day-Meal scheme across the State during financial year 2019-20. The budget has been provided ₹ 12 lakh for training & cooking competition.
- Rashtriya Poshan Maah celebration-activities covered as under:
  - i) Celebration of Hand Washing Day,
  - ii) Celebration of Beti ka Janam Din-School Me Abhinandan,
  - iii) Deworming medicine given to students,
  - iv) Medical Check-up of all Cook-cum-Helpers by Health Department,
  - v) Training provided to figure cooks by master trainers at Block Level,
  - vi) Competition on recipe making,
  - vii) Quiz Competition on Nutrition in all schools,
  - viii) Debate on Nutrition in all schools,
  - ix) Essay Writing Competition on Nutrition in all schools.
- Mid-Day-Meal Week- celebration-activities covered as under:
  - i) Stock checking of Mid-Day-Meal Scheme,
  - ii) Cleanliness of kitchens,
  - iii) Medical check up of cooks,
  - iv) Inspection of toilets,
  - v) First aid box,
  - vi) Hand washing and
  - vii) Checking of drinking water facilities.

### **Creation of Kitchen Garden**

**5.14** Kitchen Garden in some of the schools has also been initiated. The members of SHGs and students have been motivated to grow vegetables by making use of available land in the schools effectively. This will not only make the model self-sustainable but would also inculcate the habit of self-reliance amongst the SHGs and students. At present, there are 2,554 kitchen gardens created in the schools.

---

## **Samagra Shiksha**

**5.15** The vision of the scheme is to ensure inclusive and equitable quality education from pre-nursery (pre-school) to senior secondary stage by 2030 in accordance with Sustainable Development Goals for education. The aim of the scheme is to universalize quality school education. It also aims to support States in universalizing access to school education from classes pre-nursery (pre-school) to class 12<sup>th</sup>.

### **Objectives**

**5.16** The main objective of Samagra Shiksha is to make provision equality education and enhancing learning outcomes of students, bridge social and gender gaps in school education, ensuring minimum standards in schooling

provision, support in implementation of Right of Children to free and compulsory Education (RTE) Act, 2009 and to promote vocationalization of education.

### **Budget**

**5.17** For the financial year 2020-21, Ministry of Education, GoI has approved a total outlay of ₹ 1,510 crore for the annual work plan and budget of Samagra Shiksha.

### **Uniform Grant**

**5.18** An amount of ₹ 6,599.35 lakh has been approved for providing uniforms to all girls, SC boys and BPL boys of classes 1<sup>st</sup> to 8<sup>th</sup> (@ ₹ 600 per student). This amount will be transferred to Department of Elementary Education for transferring amount to Aadhar linked bank accounts of students.

## **Free Text Books**

**5.19** An amount of ₹ 4,567.85 lakh has been approved for 14,82,551 students. Text books have been provided to all students of 1<sup>st</sup> to 8<sup>th</sup> classes. An amount of ₹ 626.49 lakh has been spent.

## **SMC Training**

**5.20** An amount of ₹ 432 lakh has been approved for all 14,400 schools for conducting SMC training.

## **Media and Community Mobilisation**

**5.21** To create awareness about the scheme and to enhance the community participation for ensuring access, equity and learning outcomes an amount of ₹ 216 lakh was approved @ ₹ 1,500 per school for 14,400 Elementary & Secondary Schools for organising Media and Community Mobilization activities.

## **5.22 Quality Components**

- i) **Face lifting of Schools-**For improving the teaching and learning environment of the school the buildings are proposed to be provided with visual effects so as to serve as learning aids. It will involve providing various academic related paintings on the walls including learning outcomes, arithmetic, scientific formulas etc. An outlay of ₹ 2,800 lakh @ ₹ 70,000 per school was estimated for face lifting of 4,000 elementary schools and ₹ 1,487 lakh @ ₹ 1 lakh per school was estimated for face lifting of 1,487 Secondary and Senior Secondary Schools.
- ii) **Funds for Safety and Security at School Level-** Under this activity an amount of ₹ 72 lakh has been released to schools @ ₹ 500 per school for getting the safety pledge (provided by MHRD) painted on the school wall.

iii) **Pre-Yoga-** MHRD has approved funds amounting to ₹ 104.48 lakh at elementary level and ₹ 104.48 lakh at secondary level for yoga competition in all districts in the State.

iv) **Bagless Schools-** MHRD has approved an amount of ₹ 1,050 lakh for setting up Pigeon holes to keep text books and note books of students in 1,500 schools.

## **5.23 Innovative activities**

- i) **Youth and Eco Club-** An amount of ₹ 1,620 lakh have been approved, under this activity for forming Youth and Eco club under which activities related to plantation and maintenance of eco system will be conducted.
- ii) **Talent Search on Art and Culture-** An amount of ₹ 11 lakh has been approved for activities on promotion of art and culture to be organized at school, block, district and State level. The winners of State level will participate under the cultural exchange programme, 'Ek Bharat Shreshtha Bharat'.

## **Learning Enhancement Programme**

**5.24** Under Reading Promotion Week an amount of ₹ 86.93 lakh have been approved for classes 3<sup>rd</sup> to 5<sup>th</sup> and ₹ 22.13 lakh for classes 9<sup>th</sup> to 12<sup>th</sup> to encourage students to read.

## **Teacher Training**

**5.25** An amount of ₹ 276.58 lakh has been approved under the teacher training programme. This amount has been approved for imparting training to teachers for classes 9<sup>th</sup> to 12<sup>th</sup> under the NISHTHA training program.

## **Composite School Grant**

**5.26** An amount of ₹ 5,828.38 lakh has been approved for providing grant to all 14,400 (primary, upper primary,



secondary & senior secondary) schools. This fund will be utilized by schools.

### **Library Grant**

**5.27** MHRD had approved an amount of ₹ 1,170.1 lakh for library grant @ ₹ 5,000 for primary school, ₹ 10,000 for middle schools and ₹ 15,000 to secondary and senior secondary schools for the year 2019-20. As per guidelines from MHRD, these books will be procured from Govt. publications.

### **5.28 Rashtriya Aavishkar Abhiyan**

- i) **Activities to Support Science and Maths Learning:** A list to perform the activities of science and maths was prepared alongwith the material required to perform the activity was approved for 2,912 schools. Total funds approved are ₹ 414.44 lakh.
- ii) **Vedic Maths:** Being a new project, it was necessary to skill the teachers and resource persons on the vedicmaths. Thus, training of 88 resource persons was organized at SCERT Gurugram who further implemented training to 1,540 PGT Maths at district level in the year 2019-20. For 2020-21, an amount of ₹ 50.6 lakh has been approved.

### **Support at Pre Primary Level**

**5.29** Govt. of India has approved ₹ 671 lakh for creating fitness garden with swings and multi slides for various outdoor activities in 1,220 pre-primary schools.

### **Sport and Physical Education Grant**

**5.30** Govt. of India has approved ₹ 1,499.60 lakh for the purchasing of sports equipments from classes 1<sup>st</sup> to 12<sup>th</sup>.

### **Inclusive Education**

**5.31** An amount of ₹ 1,926.33 lakhs has been approved for various activities for *Divyang* students. This covers *Divyang* students of all classes from 1<sup>st</sup> to 12<sup>th</sup>.

Various activities for *Divyang* students are-medical assessment camps, winter camps, exposure visits, escort allowance, training of special teachers, providing aids and appliances to students, providing home based education etc.

### **Vocational Education**

**5.32** In the academic year 2019-20, new strategies have been opted in implementing the skill program in schools, to engage students in skills subject. Under Vocational Education, 1,065 schools have been covered with 14 skills. During 2019-20, 1,28,000 students enrolled in vocational education. Amount of ₹ 18,661.27 lakh has been approved for conducting various activities for NSQF which include providing raw materials in labs of NSQF, setting up of NSQF labs, organizing skill competition, providing induction training to VE teachers, salaries of VE teachers, Internship for Higher Secondary Students.

### **Infrastructure and Civil Works**

**5.33** For elementary level (upto class-8<sup>th</sup>) an outlay of ₹ 807.68 lakh was estimated for construction of 251 boys toilets, 23 drinking water facilities, 162 electrification, 199 girls toilets. For strengthening of existing schools at secondary level an outlay of ₹ 57.06 lakh was estimated for 30 boy's toilets, 1 drinking water facility for and 11 girl's toilet for secondary level.

### **Kasturba Gandhi Balika Vidhayalaya**

**5.34** KGBVs have been established to provide access and quality education to girls belonging to disadvantaged groups by setting up residential schools/hostels for upper primary level to ensure smooth transition of girls from elementary to secondary and up to Class-XII wherever possible.

- i) KGBV: Type-I (classes 6<sup>th</sup> to 8<sup>th</sup>): An outlay of ₹ 433.92 lakh (Recurring) as per unit costs is estimated.
- ii) KGBV: Type-III (classes 6<sup>th</sup> to 8<sup>th</sup>): An outlay of ₹ 2,193.12 lakh (Recurring) as

- per unit costs is estimated.
- iii) KGBV: Type-IV (classes 9<sup>th</sup> to 12<sup>th</sup>): An outlay of ₹ 777.15 lakh (Recurring) as per unit costs is estimated.

## SECONDARY EDUCATION

### ICT Scheme

**5.35** Under this scheme, the Govt. has sanctioned budget of ₹ 5,461 lakh for the year 2020-21. Out of which the department has incurred expenditure of ₹ 2,791 lakh upto 31.10.2020 on account of remuneration to computer faculty and lab assistant.

### Sports

**5.36** In the year 2020-21, the State Govt. has provided budget of ₹ 150 lakh for State level Championship. The State Govt. has also sanctioned budget of ₹ 700 lakh for the year 2020-21 for purchasing sports equipments and maintenance of playground to all Govt. High and Senior Secondary Schools.

### Book Bank

**5.37** In the year 2020-21 the State Govt. has provided budget of ₹ 41 crore for the purchase of books for school library/book banks to all the Govt. Senior Secondary and Govt. High Schools.

### Pension

**5.38** The State Govt. has introduced the pension scheme for the employees working in the privately Govt. aided 212 High/Senior Secondary schools in lieu of contributory provident fund w.e.f. 11.05.1998 and approximately 3,029 employees have been benefited under this scheme. An amount of ₹ 65 crore has been made during the year 2020-21 and benefit

of 7<sup>th</sup> pay commission has also been granted these employees.

**5.39** Programme/Scheme-wise budget provision, expenditure incurred, targets and achievements for the year 2019-20 are given in **Table 5.4**. Expenditure for the current financial year 2020-21 can not be made due to COVID-19 pandemic.

### Assessment Test

**5.40** To overcome the demerits of No-Detention Policy, Student Assessment Tests (SAT) for 9<sup>th</sup> to 12<sup>th</sup> classes have been started. Due to COVID-19 pandemic SAT could not be organized. AVSAR app was developed to review and assess online studies of the students. Expenditure incurred under this scheme till 30.09.2020 is ₹130 lakh (approx.).

### Super 100

**5.41** The programme named “Super 100” has been initiated with a motive to provide free coaching to the meritorious students of the Govt. schools of Haryana. The motive of the programme is to provide the facilities at par with those in the private schools enabling the students to compete in exams like IIT/JEE, NEET etc. Currently, it is operating in 2 districts- Panchkula and Rewari with student strength of 116 and 115 respectively. This program will be extended in 4 districts and approximately 750 students of Govt. schools will be benefited.

**Table 5.4-Programme/Scheme-wise Budget, Expenditure, Targets and Achievements during 2019-20**

Name of Programme/ Scheme	Targets		Achievements	
	Budget Provision (₹ in lakh)	Physical Targets	Expenditure (₹ in lakh)	Physical Achievements
i) Rajiv Gandhi Scholarship for High/Senior Schools (EEE)	159.46	20000	138.72	13876
ii) Punjabi Second Language	0.54	32	0.11	12
iii) Haryana State Merit Scholarship Scheme	20.00	1500	7.96	451
iv) Cash Award Scheme for Scheduled Caste Students in Classes 9 <sup>th</sup> to 12 <sup>th</sup>	3000.00	250000	2682.96	185029
v) Monthly Stipends to all Scheduled Caste Students in Classes 9 <sup>th</sup> to 12 <sup>th</sup>	7500.00	344845	4702.73	344845
vi) National Talent Search Scholarship Scheme	14.00	25500	14.00	25500
vii) National Means-cum-Merit Scholarship Scheme	5.00	12000	5.00	12000
viii) Monthly Stipend for BPL Students in Classes 9 <sup>th</sup> to 12 <sup>th</sup>	500.00	37000	239.28	22791
ix) Monthly Stipend for BC-A Students in classes 9 <sup>th</sup> to 12 <sup>th</sup>	2500.00	193924	1952.16	193924
x) Providing the Incentives to the students (boys & girls) of grand children of Freedom Fighter in the State	4.00	200	0.59	23
xi) Providing free bicycle and repair cost to sc students (boys & girls) studying in classes 9 <sup>th</sup> and 11 <sup>th</sup>	500.00	35000	376.00	12000
xii) Provide free Laptop	350.00	640	289.60	640
xiii) Girls Transport Safety Policy	500.00	25000	457.54	12000

Source: Secondary Education Department, Haryana.

### Swachh Prangan

**5.42** The scheme is introduced to educate the students about the significance of environment for humans and animals. The objective of this scheme is to

strengthen the existing eco clubs by providing training to all the eco club In-charges at school level, educate & motivate every student of the respective schools to keep their surroundings green

and clean by the means of plantation drives, organizing rallies, motivating students to celebrate festivals and environment days in an Eco-Friendly manner. Various programmes like poster making, awareness rallies, and pollution free Diwali etc. are conducted at School, Block, District and State Level. BaLA (Building as Learning Aid) programme is running in various schools of Haryana in

order to promote, curiosity, imbibe divergent thinking and concern by the means of painting school walls and classrooms. An amount of ₹ 200 lakh is approved for the year 2020-21 for implementation of Swachh Prangan Scheme in the State. The details of approved budget and expenditure of the schemes are given in **Table 5.5**.

**Table 5.5- Budget and Expenditure during the year 2020-21**

(₹ in lakh)			
Sr. No.	Name of Scheme	Budget Approved	Expenditure 2020-21 (upto 30.09.2020)
1	Comprehensive Continuous Evaluation	500.00	130.73
2	Promotion of Science	5500.00	3304.77
3.	Cultural Program	750.00	37.76
4.	Sugam Shiksha	880.00	164.77
5.	Swachh Prangan	200.00	138.84

Source: Secondary Education Department, Haryana.

## HIGHER EDUCATION

**5.43** Providing quality higher education to youth and to make them employable is a major thrust of the State Govt. Higher Education System in the State has witnessed impressive growth in recent years. This trend is expected to continue during the next financial year. The Department of higher education has taken various measures to expand and improve the capacity and quality in higher education. The vision of the State Govt. is based on the guiding principal of access quality, equity and sustainability in higher education. The vision of higher education in Haryana is to realize the State's human resource potential to its fullest with equity and inclusion.

**5.44** During this year, 15 new Govt. colleges namely G.C. Issarwal (Bhiwani), G.C. Mangali (Hisar), G.C. Agroha (Hisar), G.C. Chhatter (Jind), G.C. Ladana Chaku (Kaithal), G.C. Rajound (Kaithal), G.C. Firojpur Jhirkha (Nuh), G.C.

Bhaindoli (Palwal), S.M.M.D. Skt. G.C. PKL (Panchkula), G.C. Morni (Panchkula), G.C. Ding Mandi (Sirsa), G.C. Goriwala (Sirsa), G.C. Bhainswal Kalan (Sonapat), G.C. Baroda (Sonapat), G.C. Pratap Nagar (Yamunanagar) have been started.

**5.45** Out of total 172 Govt. colleges 69 colleges are exclusively for girls. The department is committed to open more Govt. colleges exclusively for girls so as to ensure greater access to girls in higher education. There are 97 privately managed Govt. aided colleges out of which 35 colleges are for girls.

**5.46** The Department of Higher Education intends, to create gender sensitive environment in colleges and universities. The Govt. of Haryana has invested huge resources in creating an extensive infrastructure of Govt. owned and run degree colleges and State universities. At the same time, our timely

and proactive State interventions have encouraged the private sector to become our partners to spreading higher education among all citizens. In order to make higher education accessible in all corners of the State to all students the administrative approval for construction work of Govt. colleges has been given.

**5.47** Admission in all Govt., Govt. aided and self financed colleges of the State is conducted online by the

department of Higher Education. 1,53,117 new admissions were undertaken in the academic session 2020-21. Further, a data base of teaching and non teaching staff of Govt. colleges has also been created and uploaded on the web portal. The State Govt. is focused to increase the placement of students studying in degree colleges. In addition, emphasis has also been laid on promoting entrepreneurship among students.

---

## **TECHNICAL EDUCATION**

### **Indian Institute of Information Technology (IIIT)**

**5.48** Indian Institute of Information Technology is being established at village Kilohrad, district Sonipat by Ministry of Human Resource Development, GoI & Guest classes of IIIT were started in the campus of NIT Kurukshetra w.e.f. academic session 2014-15. From the academic session 2019-20 classes of 1<sup>st</sup> year of IIIT Sonipat have been in the campus of Techno-Park in Rajiv Gandhi Education City, Sonipat. Regarding payment of 1<sup>st</sup> instalment amounting to ₹ 579.83 lakh has been made to the Gram Panchayat Kilohrad (Sonipat) against cost of land for setting of IIIT Sonipat during 2019-20. Further, 2<sup>nd</sup> instalment of ₹ 579.83 lakh has also been released during 2020-21 against cost of land.

### **National Institute of Fashion Technology (NIFT)**

**5.49** National Institute of Fashion Technology is being established in Sector-23, Panchkula in collaboration with the Ministry of Textiles, GoI. The construction work of NIFT, Panchkula is in progress through Haryana Police Housing Corporation and 60% work has been completed. The construction work of NIFT, Panchkula campus is expected

to be completed by 31.03.2021. Funds amounting to ₹ 67 crore were released for construction of NIFT, Panchkula till date.

### **Setting up of new Govt. Polytechnics in unserved/underserved districts**

**5.50** 7 Govt. Polytechnics have been established under the scheme in the State. Under this scheme funds/grant amounting to ₹ 12.30 crore (₹ 8 crore for construction work and ₹ 4.30 crore for Machinery & Equipment etc.) has been provided to each Polytechnic by MHRD, GOI. The total Central Assistance amounting to ₹ 114.29 crore has been provided by MHRD/MSDE, GOI for construction of Govt. Polytechnics in the State and remaining amount over and above has been provided by State Govt.

### **Construction of Women Hostels in Govt. Polytechnics**

**5.51** Under the scheme 11 women hostels have been constructed in various Govt. Polytechnics in the State. The Central Assistance @ ₹100 lakh per Hostel has been provided by MHRD, GoI. The total Central Assistance amounting to ₹ 797.39 lakh has been provided by MHRD, GoI for construction of Women Hostels in Govt. Polytechnics in the State and remaining amount over and above has been provided by State Govt.

### **Up-gradation/Modernization of Existing Polytechnics**

**5.52** 12 Govt. Polytechnics are covered under centrally sponsored scheme namely “Up-gradation of Existing Polytechnics” of MHRD/ MSDE, GoI for which grant amounting to ₹ 200 lakh approx. was earmarked for each polytechnic by MHRD to procure M&E, Computer systems etc. to upgrade labs/workshops of these institutes. The Technical Committee of MHRD approved ₹ 2,235 lakh for 12 nos. of polytechnics in 2014-15. The amount of ₹ 1,631 lakh has been released by MHRD/MSDE to various polytechnics. Out of grant received of ₹ 1,631 lakh, an amount of ₹ 700 lakh approx. has already been utilized and remaining will be utilized on account of Machinery & Equipment (M&E) being procured through DGS&D, Haryana.

### **Supply of Free Books to SC Students**

**5.53** Text books and reference books are procured in the library and free books are provided to SC Students. In the year 2019-20 there is budget provision of ₹ 100 lakh under the scheme.

### **Establishment of Computer Labs for SC Students**

**5.54** In the year 2019-20 there is budget provision of ₹100 lakh under the scheme. Computer systems and allied items are procured under the schemes to establish computer labs for SC students to improve their IT skills.

### **Community Development through Polytechnics (CDTP)**

**5.55** CDTP scheme is presently operational in the 16 Govt. and Govt. Aided Polytechnics with a target of train youth in different trades of 3 to 6 months duration. Grant to be released by Ministry of Skill Development and Entrepreneurship (MSDE) is not fixed.

2,700 candidates have been trained in various trades during 2019-20.

### **Technical Education Quality Improvement Programme (TEQIP) Phase –II**

**5.56** The Technical Education Quality Improvement Programme of GoI Phase-II was a Centrally Sponsored Scheme. It has focus on the objectives to improve the overall quality of existing Engineering Educational Programme. The Technical Education Quality Improvement Programme-II was made effective from 06.08.2010 and was implemented as per Project Implementation Plan (PIP) of MHRD, (GoI). After scrutiny and approval of National Steering Committee (NSC) of MHRD, the following

6 Institutions from the State of Haryana was competitively selected under Sub-Component 1.1 and 1.2.

**Sub Component 1.1:** (Strengthening Institutions to improve learning outcomes and employability of graduates)

- (i) University Institute of Engineering & Technology, Kurukshetra University, Kurukshetra (Govt. Institution).
- (ii) University Institute of Engineering & Technology, Maharishi Dayanand University, Rohtak (Govt. Institution).
- (iii) NC College of Engineering, Israna (Panipat) (Private Institution).

**Sub Component 1.2:** (Scaling-up Post Graduate Education and Demand-Driven Research, Development & improvement)

- (i) Faculty of Science, Kurukshetra, University, Kurukshetra.
- (ii) Faculty of Engg. & Technology, Deenbandhu Chhotu Ram, University of Science & Technology, Murthal (Sonapat).
- (iii) Faculty of Engineering & Technology, Guru Jambheshwar University of Science and Technology, Hisar.

### **Technical Education Quality Improvement Programme (TEQIP)-III**

**5.57** To continue the development activities through the TEQIP-I and TEQIP-II a sequel project has been planned by MHRD GoI as TEQIP-III with a focus on the following objectivities.

- a) Improving quality and equality in engineering institutions in focus States viz. 7 low income States, 8 States in North-East of India, 3 Hilly States viz. Himachal Pradesh Jammu & Kashmir, Uttarakhand and Andaman and Nicobar Island (Union Territory).
- b) System-level initiatives to strengthen sector governance and performance which included widening the scope of Affiliating Technical Universities (ATUs) to improve their policy academic and management practices towards affiliated institutions.
- c) Twinning arrangement to build Capacity and improve performance of institutions and ATUs participating in focus states.

**5.58** The TEQIP-III Project will be implemented through the MHRD/GoI as a Central Sector Scheme (CSS) wherein 100% funds will be provided as grants to the State institutions & Affiliating Technical Universities (ATUS). The Technical Education Quality Improvement Programme Phase-III has been made effective from 01.04.2017. The 5 Govt./ Govt. Aided Institutions namely (i) Faculty of Engineering & Technology Guru Jambheshwar University of Science and Technology, Hisar (ii) YMCA Institute of Engineering Faridabad now upgraded as J.C. Bose University of Science and Technology YMCA, Faridabad (iii) Faculty of Engineering and Technology Deenbandhu Chhotu Ram University of Science & Technology,

Murthal (Sonapat) (iv) University institute of Engineering & Technology Kurukshetra University Kurukshetra and (v) Faculty of Science Kurukshetra University Kurukshetra who have participated in TEQIP-I and TEQIP-II have been provisionally selected through challenges method of selection on pre-defined eligibility under sub component 1.3. Twinning arrangement to built capacity and improve performance of participating institutions and ATUs in the focus state of TEQIP-III. These institutions will act as mentor institutions for providing support to the focus State institutions selected under sub component 1.1 through taking arrangements as well as for their own development. Each of the above selected mentor institutions will get a grant of ₹ 7 crore from the MHRD GoI. The Memorandum of Understanding (MOU) between the Govt. of Haryana Technical Education department on behalf of the State Govt. of Haryana and National Project Implementation Unit (NPIU) Noida have also been issued. The grants are being released to the above institutions as per their Quarterly Action Plan by MHRD/GoI. Out of total provision of ₹ 32.27 crore the participating institutions have incurred the expenditure of ₹ 25.55 crore under TEQIP-III.

### **Reimbursement of Tuition Fee to SC Students**

**5.59** Under this scheme tuition fee to SC Students is being reimbursed. Actual tuition fee or ₹ 20,000 whichever is less in case of diploma courses and actual tuition fee or ₹ 40,000 whichever is less in case of UG/PG courses is being reimbursed to Haryana resident SC students, admitted through central counselling and whose parental annual income from all sources is

between ₹ 2.50 lakh to ₹ 3.50 lakh per annum.

### **Reimbursement of State Transport of Facilities/Train Pass for SC Students**

**5.60** All scheduled caste students of Diploma/UG/PG level of Technical Course

having Aadhaar/UID number are eligible for this facility. However, scheduled castes students residing in campus hostels shall not be eligible for this benefit.

### **SKILL DEVELOPMENT AND INDUSTRIAL TRAINING**

**5.61** The Skill Development and Industrial Training Department is presently providing training for certificate courses having duration one year & two years, through a network of 172 Govt. Institutes (139 Co-ed. Govt. Industrial Training Institutes, 33 Govt. Industrial Training Institutes for Women) and 242 Private Industrial Training Institutes in the State. Total 56,333 trainees (42,107 in Govt. ITIs/Govt. ITIs Women and 14,226 in Pvt. ITIs) have been admitted in session 2020-21. Over the last 5 years, there has been increase in the number of the Govt. and Private ITIs in the State. The year-

wise number of ITIs and budget provision and their expenditure are given in **Table 5.6 and 5.7.**

**5.62** 172 Govt. Industrial Training Institutes with a seating capacity of 77,472 sanctioned seats are functional during the year 2020-21. Out of these, 33 Govt. Industrial Training Institutes are exclusively for women and the remaining are co-educational. There is 30% reservation for girl trainees in Govt. ITIs. In addition to 172 Govt. ITIs, 242 Private Industrial Training Institutes having seating capacity of 46,768 are also functioning. No tuition fee is charged from women trainees in Govt. ITIs.

**Table 5.6- Year-wise Number of Govt. and Private ITIs**

Academic Session	Nos. of Govt. ITIs	Nos. of Private ITIs	Total
2016-17	149	223	372
2017-18	156	232	388
2018-19	167	242	409
2019-20	172	246	418
2020-21	172	242	414

Source: Skill Development and Industrial Training Department, Haryana.

**Table 5.7- Budget Status of ITIs**

Financial Year	Total Revised Budget Provision (₹ in lakh)	Online Expenditure (₹ in lakh)	% age Expenditure
2016-17	41716.90	33822.42	81.08
2017-18	45871.41	41659.51	90.82
2018-19	50283.30	40809.91	81.16
2019-20	68603.25	57322.08	83.56
2020-21 (Original budget provision incl. 1 <sup>st</sup> Suppl.)	93797.45	34731.29* (upto 30.11.2020)	37.03

\* As per directions of State Govt. works have been prioritized and expenditure is being curbed during FY 2020-21 due to COVID-19 Pandemic

Source: Skill Development and Industrial Training Department, Haryana.

**5.63** To make the training relevant and accountable to users, 57 Govt. ITIs

have been adopted by 34 Industry Partners for up-gradation. 71 Societies have been



constituted covering 78 Govt. ITIs to provide them functional, financial and managerial autonomy.

### **Steps Taken during COVID-19**

**5.64** The regular teaching in the ITIs were interrupted due to Nation-wide lockdown during the COVID-19 pandemic from March, 2020. Following steps have been taken by the department during the lockdown period which are as under:

- (i) 89 Govt. ITIs in the State have prepared reusable cloth masks with the help of trainees and around 3.50 lakh masks have been prepared for distribution.
- (ii) The department initiated online classes to safeguard academic interests of students from first week of April, 2020 onwards to continue the learning of students.
- (iii) e-learning contents of theoretical subjects were identified for 78 trades running in ITIs. A comprehensive topic-wise plan was prepared by instructors from all ITIs and all relevant contents were compiled. The contents were uploaded on the department website for giving all time access to all trainees.
- (iv) Chief Minister of Haryana, in his budget speech 2020-21, had announced to provide services of ITI passed via App to the citizens. On the occasion of Labour Day 1<sup>st</sup> May, 2020, “Mistry Haryana Application” was made live under which services of 6 trades namely electrician, wireman, plumber, carpenter, refrigeration & air conditioning and basic cosmetology are being provided. Total 8,461 technicians have been registered on Mistry Haryana portal as on 30.11.2020.

### **Flagship Programme/Schemes Skill India Mission**

**5.65** Skill India is an initiative of the GoI which has been launched to empower the youth of the country with skill sets which make them more employable and more productive in their work environment. India is a country today with 65% of its youth in the working age group. If ever there is a way to reap this demographic advantage, it has to be through skill development of the youth so that they add not only to their personal growth, but to the country’s economic growth as well.

### **Pradhan Mantri Kaushal Vikas Yojana 2016-20 (PMKVY)**

**5.66** PMKVY 2016-20 is the flagship skill development scheme of MoSDE. This is a grant-based scheme, which provides free of cost skill development training and skill certification in more than 350 job roles to increase the employability of the youth. This scheme is being implemented by Haryana Skill Development Mission in the State of Haryana. The year wise detail of scheme is given in **Table 5.8**.

### **National Apprenticeship Promotion Scheme (NAPS)**

**5.67** The Ministry has undertaken number of initiatives to promote demand-driven and industry-linked skill development in Country. Apprenticeship is the core of the demand driven model and is one of focus areas of MoSDE. The Apprenticeship Act, 1961 regulates the Apprenticeship in India. With the changing scenario, reforms in the act and rules have been brought from time to time

**Table 5.8- The year wise detail of PMKVY**

Name of Scheme	Year	Target	No. of Persons Enrolled	No. of Persons Trained	No. of Persons Assessed	No. of Trainees Certified	No. of Trainees got placed
Pradhan Mantri Kaushal Vikas Yojana (PMKVY)	2016-20	38560	36029	30929	25294	21949	6478
	2020-21	2058	In principle approval has been received from MoSDE, GoI, but guidelines & budget is yet to be received from GoI.				
Name of Scheme	Year	Target	No. of Persons Enrolled	No. of Persons Trained	No. of Persons Assessed	No. of Trainees Certified	No. of Trainees got placed
Recognition of Prior Learning (RPL) under State Scheme (SURYA)	2018-19	2000	55	55	55	48	
	2019-20		200	200	0	0	
Recognition of Prior Learning (RPL) under PMKVY	2020-21	4400	In-principle approval has been received from MoSDE, GoI, but guidelines & budget is yet to be received from GoI				

Source: Skill Development and Industrial Training Department, Haryana.

with most recent reforms brought in year 2014. To further promote and facilitate. Apprenticeships in India, National Apprenticeship Promotion Scheme (NAPS) was launched in 2016. The State of Haryana has played a leading role in the country by taking various innovative initiatives in implementation of NAPS and won ‘Champion of Change’ Award from Govt. of India in year 2017 on the achievement of engagement of highest ratio of 76 apprentices per lakh of State Population in the country. At present, this ratio is 424 in State of Haryana and still highest in the country. The year wise status of apprenticeship are given in **Table 5.9.**

#### **Dual System of Training (DST)**

**5.68** In order to give industry relevant practical training to the trainees, concept of dual system of training is being promoted in the State of Haryana under which on-the-job training of 3-6

months duration in one year ITI course and 6-12 months in two years ITI course is provided to the trainees in related industries. In session 2019-20, 27 Govt. ITIs had signed DST MoUs with industries for training of around 1,300 trainees in 71 units of 17 different trades. Resultant to industry relevant training imparted under DST, around 81% graduate trainees of one year duration trades got placement offers, whereas only 25-30% placement takes place in conventional training system. 6 DST Industry Partners have been felicitated by the State Govt. as “Saksham Sathi” on World Youth Skill Day i.e. 15<sup>th</sup> July, 2020 for offering 100% placement to their DST Trainees enrolled in session 2019-20. For current session 2020-21, new DST MoUs have been signed between 64 GITIs and 165 Industries for 244 trade units in different 40 trades and 6000 + DST seats have been offered for admission.

**Table 5.9- The year-wise status of Apprenticeship**

Financial Year	No. of Apprentices Enrolled	No. of Establishments Registered on Portal
2016-17	17701	1868
2017-18	19392	7638
2018-19	23831	1511
2019-20	20617	663
2020-21	24571	1244
<b>Total</b>	<b>106112</b>	<b>12924</b>

Source: Skill Development and Industrial Training Department, Haryana.

## ELECTRONICS AND INFORMATION TECHNOLOGY

**5.69** Department has been rolling out various IT initiatives in line with the vision of Digital India and its pillars. Some of the key initiatives taken by the department are as under:

### e-Kharid:

**5.70** e-Kharid is an e-Governance initiative which aims to bring transparency at all levels in the food procurement process and streamline various processes/steps involved in farmer produce procurement lifecycle. e-Kharid Haryana portal have been used in Kharif season 2020 across all the 22 districts of Haryana. As on date, approx. 10 lakh gate passes have been issued through the platform and payment files of more than ₹ 12,754 crore has been sent to the bank for disbursement to the farmers.

### COVID-19 Sangharsh Senani Portal

**5.71** As on date, more than 77,500 Kiryana/ vegetable/ milk/ chemist shop owners and more than 89,925 volunteers have been registered to provide services & help citizens fight against COVID-19.

### Haryana Atmanirbhar Portal

**5.72** This portal is being used to extend the following financial & banking services of Haryana to the residents of the State:

- Haryana Interest Waiver Scheme– For Differential Rate of Interest Scheme (DRI) Loan, Shishu Loan (Mudra Scheme) and Education Loan.
- Haryana Bank Slot Booking–More than 12,250 slots have been booked.
- Cash Delivery at Home–More than 2,630 requests have been received.

### Haryana COVID-19 Sample Report Portal

**5.73** This portal captures data of test results of COVID-19 samples done by COVID-19 labs for the entire State of Haryana. As on date, 19 (12 Govt.+7 Private) labs have been registered on the portal and more than 1.38 lakh patient samples have been tested.

### Healthy Haryana Portal & Mobile App

**5.74** Created to carry out the door-to-door household survey to detect Influenza like illness (ILI) and Febrile Acute Respiratory Infection (FARI) symptomatic patients using android-based mobile App. As on date, more than 21,580 surveyors have used the Mobile Survey application and have carried out health survey of more than 6.73 lakh households.

### One Time Registration Portal

**5.75** A web-based integrated workflow system was launched on

12<sup>th</sup> January, 2021 wherein applicants can register for Group-C, Group-D and non-gazetted teaching posts in the Government via one time registration process managed by Haryana Staff Selection Commission. Some features of the portal include applicant's one time registration with Parivar Pahchan Patra (PPP), unique ID allocation, online verification of documents, online admit card & result, notifications, etc. As on date, more than 32,000 applicants have accessed the portal.

**5.76** Apart from the above initiatives, more than 20 additional COVID-19 related projects such as Jan Sahayak–HelpMe App, Sahayak Haryana Android App, Haryana MyGov COVID-19 Soldier Competition, COVID-19 Call Centre Helpline, DITECH Geriatric Care Aid, Haraadesh Portal, Financial support to unorganized workers, COVID-19 District Level Management Committees, Movement Pass During Lockdown/Curfew for General Public, Relief Camp Management System, COVID-19 Appreciation & Management System, etc. have also been developed and implemented in the State.

#### **State Data Centre (SDC)**

**5.77** 80 applications/websites of various departments/organizations and 7 Mission Mode Projects (MMPs) of Haryana Govt. have been hosted on Data Centre. A new security appliance has been deployed at Data Center to counter the cyber threats.

#### **State Wide Area Network (SWAN)**

**5.78** M/s RailTel Corporation of India Ltd. is managing the operations of this network since January, 2015. As on date, 100% uptime at vertical connectivity has been achieved for 143 sites and 90%

uptime for 1,184 horizontal sites of departments has been achieved.

#### **Bharat Net**

**5.79** 6,188 Gram Panchayats (GPs) of Haryana State have been declared service ready by Bharat Broadband Network Ltd. (BBNL)/Bharat Sanchar Nigam Ltd. (BSNL) under Bharat Net project of Govt. of India.

#### **Wi-Fi hotspot facility**

**5.80** 5,825 Wi-Fi hotspots have been deployed in Gram Panchayats (GPs) and 85 places of cultural/historical/administrative importance in 20 districts have been provided with this facility.

#### **Atal Seva Kendras (ASKs)**

**5.81** 18,552 ASKs (12,845 in rural areas and 5,707 in urban areas) have been registered in the State.

#### **Antyodaya SARAL**

**5.82** SARAL has transformed citizen service delivery in Haryana through complete digitization. As on date, 550 schemes and services cutting across 41 departments/boards corporations have been made online on the portal.

#### **Cashless Haryana**

**5.83** This portal is used to track and manage the count of digital transactions in Haryana. More than 378.35 crore digital transactions have been recorded across the State from April, 2017 till Dec., 2020.

#### **B1 Lower School Entrance Test Portal**

**5.84** This portal has been envisaged to conduct examinations online at multiple locations and without any manual intervention for promotion of police staff from the rank of the constable. First batch of more than 8,000 police staff was conducted and another exam is planned in March, 2021.

### **Digital Locker Integration**

**5.85** As on date, 24 documents of 8 departments have been made available through the Digi Locker service of Govt. of India for verification of documents and certificates in a digital way.

### **Incubation Centres/Start-Up Hub**

**5.86** Innovation and Start-up Hub in Gurugram has been fully operational with a total area of 1,20,000 Sq. feet providing world class infrastructure & facilities to the Start-up Ecosystem Stakeholders including NASSCOM 10K Start-up Warehouse', 'IAMAI-GoH Mobile 10X Hub', 'Center of Excellence for Internet of Things (CoE-IoT)' and United Nations Technology Innovation Lab (UNTIL).

### **UMANG**

**5.87** 10 Services of Revenue and Disaster Management Haryana and 2 Services of Public Health Engineering Department have been integrated with this app.

### **Litigation Management System**

**5.88** As on date, more than 4.47 lakh cases have been entered related to Supreme Court/High Court/District Courts/Tribunals etc.

### **Meri Fasal Mera Bayara (MFMB)**

**5.89** MFMB has been developed by NIC Haryana for farmers to self-report crop sown information along with land & bank account details.

### **Sirsi Village Pilot Project under HaLRMP**

**5.90** State Govt. is implementing the cadastral mapping project jointly with survey of India. The survey of India has started the large-scale GIS mapping of entire rural and urban areas.

### **Workflow Based BPL Entitlement Portal**

**5.91** The portal helps in submission of applications from citizens falling under

Below Poverty Line (BPL) criteria. More than 9.72 lakh BPL registrations have been done till now on this portal.

**5.92** Additionally, the Department has also developed and implemented various unprecedented initiatives such as e-Office, Web-HALRIS (Haryana Land Records Information System), e-Girdawari, Lokayukta Portal and modernization of revenue record room, etc.

### **e-Office**

**5.93** The e-Office has been implemented and as on date, more than 22,287 employees of 92 Departments & 22 Districts including field offices are working on e-Office. More than 4 lakh Files & e-Receipts has been created & more than 17 lakh File & e-Receipts has been moved. Remaining Departments, Boards & Corporations are in process of on boarding over e-Office.

### **22 District Websites**

**5.94** Haryana Govt. has developed all 22 district websites of Haryana using Secure, Scalable and Sugamya (S3WAAS) platform of NIC. All district websites of Haryana on S3WAAS are now GoI Guidelines for Websites (GIGW) and Web Content Accessibility Guidelines (WCAG) compliant and bilingual, providing contents in English as well as in Hindi. Apart from this, 54 websites of various Departments have become GIGW compliant.

### **5.95 Future Roadmap:**

- **Jan Sahayak App:** This app is envisioned to implement m-Governance in true sense to act as one-stop mobile solution for all services like emergency services, citizen centric services & schemes on SARAL, services for ease of doing business, bill payments, jobs, tenders, calendar, news, upcoming events, etc.

- **Extension of e-Kharid Portal**
  - **Warehousing Module:** A new warehousing module is planned for Haryana State Warehousing Corporation for better management & clear idea of the stocks in the rice mills/ warehouses.
  - **Bhavantar Bharpayee Yojana Module:** This module is being envisaged to enable State Govt. to give the differential amount to the farmers who have sold their horticulture crops at a price lesser than Mod rate fixed at the zone level.
- **Mukhya Mantri Bagwaani Bima Yojana (MMBBY) Portal:** This

portal is proposed to give an option to the farmers growing horticulture crops to buy crop insurance and get compensation for losses due to adverse weather and natural calamities. The entire process from buying the crop insurance, claim submission, processing & settlement shall be included in this portal.

- **National e-Vidhan Application (NeVA):** Hon'ble PM has urged Houses of Parliament and all State Legislatures through their Presiding Officers for Digitalization by adopting NeVA. Accordingly, Haryana has drafted the DPR and in process of implementing the same in next Financial year.

---

## SCIENCE AND TECHNOLOGY

**5.96** The Department of Science and Technology, since its inception in 1983, has been instrumental in promotion of Science and Technology in the State. Previously it had two agencies viz. Haryana State Council for Science and Technology and Haryana Space Application Centre, Hisar working under the aegis. Now the Haryana Space Application Centre (HARSAC) Hisar has been transferred to Citizen Resources Information Department (CRID), Haryana. The Department of Science & Technology has taken a number of initiatives to promote the basic sciences in Haryana and to attract more meritorious students towards opting basic science objects and make it as their career. The major schemes are as under:

- **POSE Scholarship Scheme:** Under this scheme, the department is providing attractive scholarship of ₹ 4,000 per month for 3-year B.Sc./ 4-year B.S./5-year integrated M.Sc./ M.S. to top 150 students and ₹ 6,000

per month for 2 years M.Sc. to top 50 students opting basic & natural science are selected on the basis of merit. This scheme was started from the year 2009-10 and till date 2,105 students have been granted scholarship about ₹ 2,358.51 lakh.

- **Haryana Science Talent Search Scheme:** Under this scheme 1,500 scholarships are provided to the meritorious students i.e. 1,250 scholarships for the students of Haryana Board schools and 250 scholarships for CBSE/ICSE schools. Selection of students is made on the basis to NTSE (National Talent Search Examination) stage-1 examination for the students of 10<sup>th</sup> class by SCERT Gurugram. Scholarships of ₹ 1,000 per month are provided to the students of science stream during 11<sup>th</sup> -12<sup>th</sup> classes.
- **Fellowship Scheme for Ph.D Scholars:** The fellowship programme is based on Joint CSIR-UGC test for Junior Research Fellow (JRF) and

eligibility to Lectureship conducted by CSIR twice in a year. Candidates who qualify JRF (CSIR/UGC), fellowship amount is ₹ 31,000 per month for Junior Research Fellowship (JRF) and ₹ 35,000 for Senior Research Fellow (SRF). Candidates who qualify LS-NET the fellow amount is ₹ 18,000 per month for Junior Research Fellow (JRF) and ₹ 21,000 per month for Senior Research Fellow (SRF) up to a maximum of 5 year with annual contingency grant of ₹ 20,000.

**5.97** In order to popularize the astronomy and inculcation of scientific temper among general public and students,

Kalpana Chawla Memorial Planetarium is working under Haryana State Council for Science and Technology. Planetarium was inaugurated on 24<sup>th</sup> July, 2007 in the memory of brave daughter of Haryana, Dr. Kalpana Chawla. The planetarium system is housed in 12 meter dome having unidirectional seating arrangement of 120 persons. Planetarium programmes in English and Hindi are being shown to the visitors. Gallery and Astropark are the other two attractions of the planetarium and they have interactive exhibits on astronomy. The detail of physical and financial achievement of planetarium are given in **Table 5.10**.

**Table 5.10- Physical and Financial Achievements**

Year	Total Visitors	Total Revenue (in ₹)
2014-15	135720	2926570
2015-16	139845	3192755
2016-17	142443	3291595
2017-18	135293	3097405
2018-19	135490	2859765
2019-20	129361	2617945

Source: Science and Technology Department, Haryana.

## **HIPA**

**5.98** HIPA has consistently endeavoured to make significant positive contributions for upgrading and refining the knowledge, skills and attitudes of civil servants functioning at different level of the State Govt. HIPA has successfully executed the 7-week long 1<sup>st</sup> ever Joint Foundation Course (JFC) conducted for 166 newly recruited officers of Haryana Civil Services Executed Branch (EB) and Allied Cadres. During COVID-19 period HIPA reinvented its training through

innovative use of technology and virtual learning management system. It adopted online mod of training modules and conducted training programme with full vigour with comprising on COVID-19 safety guidelines. Up to 31<sup>st</sup> December, 2020 HIPA trained 11,436 trainees through 301 training programme. Revenue training programme, for HCS, Teshsildars, institutional training programme for HCS (Executive Branch, 2019), ETOs, AETOs, urban local bodies, education department etc. were also organised.

\*\*\*

## HEALTH AND WOMEN & CHILD DEVELOPMENT

---

*Government of Haryana is committed to provide quality health care to its all citizens. The Health Department has been constantly upgrading itself in terms of infrastructure, human resources, equipments, drugs etc. Health Department in the State is responding to the health needs of all categories of its populace including infants, children, adolescents, mothers, eligible couples and the elderly in addition to the sick and trauma victims. Also, there is a constant endeavour to keep communicable and non-communicable diseases in check and to have strong systems of recording, reporting and planning.*

### Health Infrastructure

**6.2** At present, the health services are being provided through a network of 68 Civil Hospitals, 133 Community Health Centers, 537 Primary Health Centers and 2,655 Sub Health Centers.

**6.3** For the financial year 2020-21, the budget estimates of the Health Department have been ₹ 4,412.77 crore. Per Capita expenditure on health is ₹ 1,916.07 in financial year 2020-21. Under the capital outlay, administrative approval to the tune of ₹ 197 crore has been issued against the budget provision of ₹ 300 crore for the construction/upgradation of 5 Civil Hospitals, 9 CHCs, 11 PHCs, 10 Intensive Care Units, 5 Sub Health Centers and Central Oxygen Gas Pipelines in 16 Civil Hospitals.

### Mukhya Mantri Muft Ilaj Yojana (MMIY),

**6.4** Under the Mukhya Mantri Muft Ilaj Yojana 7 types of services, namely surgeries, laboratory tests, diagnostics (X-rays, ECG, and Ultrasound

services), OPD/indoor services, medicines, referral transport and dental treatment are being provided free of cost to general public. In addition to this, some services like haemodialysis, CT/MRI and Cath lab are also free for 7 categories of patients e.g. BPL patients, patients belonging to scheduled caste category, residents of urban slums, patients receiving disability allowance, Haryana Govt. employees, pensioners and their dependents, unattended road side accident victims and poor patients who do not belong to any of the above categories.

### Public Private Partnership

**6.5** Under the Public Private Partnership, the State Govt. is providing CT Scan, MRI, Haemodialysis and Cath Lab services to the people. PPP services are being expanded in the State. It has been decided to extend Cath Lab Services from existing 4 districts to all districts, MRI services from existing 5 districts to all the districts, CT scan services from



existing 17 districts to all districts and Dialysis services from existing 20 districts to all districts. Similarly the ultrasound facilities are being extended up to Community Health Center.

**6.6** State of Haryana was awarded certificate of merit for securing 1<sup>st</sup> rank for best performance in NPCDCS programme implementation.

**6.7** In a redoubled effort to curb illegal sex determination, 33 ultrasound centres carrying out illegal sex determination were sealed by the department during April, 2020 to September, 2020 under the PNDT Act. 5 court cases were filed against erring medical practitioners and 17 FIRs have been registered.

**6.8** Up to October, 2020, the State recorded 95.1% institutional deliveries. The sex ratio at birth has been showing steadily increasing trends and for month of December, 2020 was 922.

## **COVID-19**

**6.9** COVID-19 outbreak was declared a public health emergency of international concern on 30<sup>th</sup> January, 2020 and on 11<sup>th</sup> March, 2020 WHO declared COVID-19 as a pandemic. India reported its first case of COVID-19 on 27<sup>th</sup> January, 2020 from Kerala and 1<sup>st</sup> case of Haryana was reported from Gurugram on 17<sup>th</sup> March, 2020. Initially there was no test facility for confirmation of COVID-19 anywhere in the State, all samples were being sent to Pune for RT-PCR test. Realizing the need of hour, Haryana established RT-PCR labs in most of the district hospitals and in all medical colleges. Apart from Govt. labs, Health Department authorized many private labs for establishing testing facility. The testing rates and hospital charges was fixed by Govt. in private labs

and hospitals. Haryana has sufficient hospitals well equipped with oxygen beds, ICU beds and ventilators to treat COVID-19 patients. Health Department has also established helpline to address queries of citizens of Haryana.

**6.10** State has effectively developed the tracking system of home isolated patients through tele-calling and home visits are also made to patients who need consultation and when required are shifted to hospitals for treatment. State recovery rate is more than 98% and fatality rate is around 1.1% only.

**6.11** The Electronic Vaccine Intelligence Network-eVIN which is an innovative technological solution aimed at strengthening immunization supply chain and logistics management in Haryana has been upgraded as CoWIN (Winning over COVID-19) for real time monitoring of COVID-19 vaccine and beneficiaries. CoWIN facilitates digital platform for registration of beneficiaries. 18,921 vaccination sites have been mapped, 765 Public health facilities registered on CoWin and 5,044 trained vaccinators have been identified with the support of UNDP. Purpose of mapping of session sites is to track real time COVID-19 beneficiaries.

**6.12** State has been authorized to use 2 COVID-19 vaccines for emergency use i.e. Covishield (Serum Institute of India) and Covaxin (Bharat Bio-tech) and received 2,41,500 doses of Covishield and 20,000 doses of Covaxin in first supply on 13<sup>th</sup> January, 2021. On the day of launch ceremony, vaccination of Health workers was done at 77 session sites in Haryana. Haryana has sufficient cold chain space to store COVID-19 vaccines.

**6.13** For procurement of 27 ALS ambulances and 47 MMUs tendering process is being done through Haryana

Medical Services Corporation Limited (HMSCL).

**6.14** To ensure the availability of all the essential drugs in public health institutions, the online inventory system has been updated in such a way that on the basis of demand and availability of medicines in all the hospitals, additional

medicines can be procured without any delay, so that patients do not face any difficulty due to non availability of medicines. Presently 1,003 items are available in EDL which includes 462 drugs, 226 consumables and 47 COVID-19 items.

---

## **NATIONAL HEALTH MISSION**

**6.15** Under the National Health Mission, the following initiatives have been taken:

- Referral Transport Repair Monitoring System (RT-RMS) launched in the State in the month of December, 2020.
- Mobile Medical Unit Patient Reporting System (MMU-PRS) launched in the State in the month of December, 2020.
- State has made provision of uniform for Drivers and EMTs. Health Department, Haryana has especially designed a uniform for the ambulance drivers and Emergency Medical Technician (EMT) working under National Ambulance Services 108 to give them a professional outlook.
- As on December, 2020, total 20,303 ASHA workers are enrolled in the State. Recently, ASHApay App has been launched by Health Minister on 23<sup>rd</sup> October, 2020 for digital claims, payments and monitoring of ASHA incentives.
- Maternal health indicators have improved in the State significantly. As per the latest MMR bulletin released in July, 2020, MMR of Haryana has reduced to 91 (SRS- 2016-18).

- Haryana has brought down its under 5 mortality to 35 per thousand live births with a remarkable 10 points dip, its infant mortality rate by 11 points from 41 to 30 per thousand live births and neonatal mortality with 5 points from 26 to 21 per thousand live births (SRS 2017 released in 2018).
- Immunization coverage has been 101.1% against live births and total 3,35,707 children have been fully immunized against target of 3,09,621 live births. The department was awarded Atal Bihari Vajpayee Good Governance Award from Chief Minister, Haryana on 25<sup>th</sup> December, 2020 for this achievement.
- e-Sanjeevani OPD, and online Stay Home OPD under National Tele-Consultation services of Govt. of India has been initiated in Haryana and Haryana is on board since 01.05.2020. Implementation of e-Sanjeevani OPD Tele Consultation has been awarded the Atal Bihari Vajpayee Good Governance Award 2020 by Chief Minister, on 25<sup>th</sup> December, 2020.

**6.16** The key health indicators of National Health Mission in the State are given in **Table 6.1**.

**Table 6.1- Key Health Indicators of National Health Mission in the State**

Sr. No.	Indicator with source	Year	Year
		2013-14	2020-21
1	Neonatal mortality rate (NMR)	26 (SRS 2013)	22 (SRS 2018)
2	Infant mortality rate (IMR)	41 (SRS 2013)	30 (SRS 2018)
3	Maternal Mortality Ratio	127(SRS 2011-13)	91 (SRS 2016-18)
4	First Referral Unit	40 (including 2 urban FRU in Faridabad)	52 (including 2 urban FRU in Faridabad)
5	Under-5 mortality rate	45 (SRS 2013)	36 (SRS 2018)
6	Sex ratio at birth (CRS)	868 (CRS 2013)	922 (upto Dec., 2020)
7	Institutional delivery (HMIS)	90.37% (2017)	95% (upto Dec., 2020)
8	Full Immunization (Source-HMIS)	85.7 %	101.1% against live Birth (FY 2020)
9	ASHA	16800 93.33%	20264 (98%) (upto Dec., 2020)
10	Special Newborn Care Units (SNCU)	15	24 (2019-20)
11	New Born Stabilizing Units (NBSU)	52	66 (2019-20)
12	New Born Care Corners (NBCC)	192	318 (2019-20)

Source: National Health Mission Department, Haryana.

**6.17** The detail of year-wise budget approved, expenditure and utilization %age are given in **Table 6.2**.

**Table 6.2- Year-wise Budget Approved, Expenditure and Utilization %age**

1	Year	Approvals (₹ in crore)	Expenditure (₹ in crore)	% Utilization
1	2015-16	545.21	488.16	90
2	2016-17	498.27	488.17	98
3	2017-18	595.12	534.25	90
4	2018-19	756.61	659.65	87
5	2019-20	959.40	742.08	77
6	2020-21 (upto January, 2021)	1085.10	556.60	51

Source: National Health Mission Department, Haryana.

### **National Urban Health Mission (NUHM)**

**6.18** National Quality Assurance Standard (NQAS): 7 UPHCs have been granted Quality Certification under NQAS. U-PHC (Krishna Nagar Gamri-Kurukshetra) is the first UPHC in India which has undergone National External

assessment and has been granted “Quality Certification” under NQAS by MoHFW with an overall score of 91.2%.

**6.19** Health Department, Haryana received SKOCH GOLD award “Response to COVID-19” on 28.10.2020 for COVID-19 status in Haryana.

## **Ayushman Bharat**

**6.20** The pilot launch of the scheme was conducted across the country on 15.08.2018. Haryana was the 1<sup>st</sup> State in the claim under AB-PMJAY scheme. The scheme is on entitlement basis. Every family figuring in defined Socio Economic Caste Census, 2011 database will be entitled to claim benefits under the scheme.

**6.21** Govt. of India guidelines provide a treatment cover of ₹ 5 lakh per family per annum on family floater basis and operational cost of ₹ 15 crore covering 15.51 lakh beneficiary families (identified through SECC 2011 database) of Haryana with no restriction on family size. The cost is being shared in 60:40 ratio by GoI and Govt. of Haryana. In case of addition of additional category of beneficiaries, the

entire cost will be borne by the State Govt.

**6.22** An amount of ₹ 201.60 crore has been released in payment of total 1,78,244 claims up to 03.01.2021 and total 22,90,735 nos. golden records have been generated under the scheme as on 03.01.2021. As on date, total number of 565 hospitals (Public Hospital–170 & Private Hospitals–395) have been empanelled with Ayushman Bharat, Haryana.

### **Future Programme**

**6.23** Chief Minister Haryana granted approval in principal to provide the benefits of Ayushman Bharat Scheme to Additional Categories. The matter to include the additional categories under AB-PMJAY is under process. The funds for the coverage of this class shall be entirely borne by the State of Haryana.

---

## **AYUSH**

**6.24** Ayurveda, Yoga and Naturopathy, Unani, Siddha and Homeopathy (AYUSH) systems of medicine have age old acceptance among various communities in India. They are time tested and validated by thousands of years of use during which they have played role in prevention and mitigation of diseases. AYUSH system of medicine have important role in the prevention and mitigation of many life style related chronic ailments where modern medicines are not so successful. With the increase in number of life style disorders, there has been a resurgence of interest in the AYUSH systems of medicine both globally and within the country.

**6.25** AYUSH Department Haryana is providing medical relief, medical education and health awareness through AYUSH to the masses particularly in the rural areas of the State of Haryana. For this

purpose 4 Ayurvedic Hospitals, 1 Unani Hospital, 6 Ayurvedic Prathmic Swasthya Kendras, 511 Ayurvedic Dispensaries, 19 Unani Dispensaries, 25 Homoeopathic Dispensaries and 1 Institute of Indian Systems of Medicine and Research (IISM & R), are functioning.

**6.26** Including, 33 AYUSH dispensaries (29 Ayurvedic, 2 Unani & 2 Homeopathic) 3 Specialty Clinics of AYUSH (Gurgaon, Hisar, Ambala) & 1 Specialized Therapy Centre (Jind) have been relocated and upgraded as AYUSH Wing in 2009-10, 21 AYUSH Wings at District Hospitals & 98 AYUSH OPD at CHCs, 109 AYUSH OPD at PHCs, are providing medical relief to the masses and also participation in National Health Programme in the Haryana State. Most of the AYUSH institutions are functioning in the rural and remote areas.

**6.27** The department is providing medical education in Haryana through Shri

Krishna AYUSH University, Shri Krishna Govt. Ayurvedic College, Kurukshetra and Mahila Bhagat Phool Singh Memorial Ayurvedic College, Khanpur (Sonapat) under leadership of Shri Krishna AYUSH University. 9 Ayurvedic Colleges and 1 Homeopathic College are also running by private management in private Sector.

**6.28** The Gram Panchayat Fathuhpur has provided the 94 acre 5 kanal 1 marla land for the AYUH University on lease basis. To promote Ayurvedic education in the State another Govt. Ayurvedic college has been constructed at village Pattikara (Narnaul). Chief Minister, Haryana has inaugurated the building of Govt. Ayurvedic College/Hospital at Village Pattikara (Narnaul). The manpower of the hospital has been sanctioned.

**6.29** For the Establishment of “Post Graduate Institute of Yoga & Naturopathy Education and Research” at Deverkhana (Jhajjar) 83 kanal land has been provided to GoI. The Govt. has approved the proposal of department in principle. Chief Minister has already laid the foundation stone of Govt. Unani College & Hospital, village Akera, district Nuh on 14.07.2018. GoI has decided to set up a National Level Institute for Ayurvedic treatment, education and research with 250 beds IPD (100 Ayurveda & 150 Naturopathy).

**6.30** Govt. of Haryana as well as Shri Mata Mansa Devi Shrine Board have provided 19.87 Acres of land of Shri Mata Mansa Devi Shrine Board, Panchkula on lease to the Ministry of AYUSH, GOI, New Delhi.

- There is a proposal of GoI to establish National Research Institute in Unani Medicine for NCDs with 120 beds IPD in NCR in the State of Haryana. Govt. of Haryana has sent a proposal to the Secretary GoI, Ministry of AYUSH, New Delhi measuring 68 kanal 17 marla (Approx. 9 acres) of Gram Panchayat Kheri Gujran district Faridabad within the NCR to set up National Research Institute in Unani Medicine for NCDs. with 120 beds IPD.
- Chief Minister, Haryana has agreed to setup the 50 bedded integrated Govt. AYUSH Hosiptal at Mayyer, Hisar. Land of 15 acre and 7 marla has been identified and has been transferred for a period of 33 years at the rate of ₹ 1 per acre per year in the name of AYUSH Department, Haryana.

**6.31** Immunity boosting medicines namely Gudduchi Ghan Vati, Sanshmani Vati, Anu Tail and Jan Aarogya Kawath is being distributed to Police Personal, Sanitation Worker, Panchayti Raj Personal, Senior Citizens, Old Age Homes, Jails & Containment Zones during COVID-19 amounting to ₹ 4.87 crore.

**6.32** An expenditure of ₹ 130.34 crore under plan (Recurring/Non Plan) schemes and ₹ 93.85 crore under Plan (Non Recurring/Plan) schemes for AYUSH Department has been incurred during the year 2019-20. During 2020-21 ₹ 331.66 crore under Plan (Non Recurring/Plan) schemes and ₹ 21.62 crore under Plan (Recurring/Non-plan) schemes have been approved for AYUSH Department.

## ESI HEALTH CARE

### 6.33 Achievements

- (i) Insurance Medical Practitioner (IMP) system was implemented to provide primary medical facilities to I.Ps and their families in Charkhi Dadri up to dated 21.01.2021 and Shahabad (Kurukshetra) upto 23.07.2021.
- (ii) Sanction has been granted by the Govt. to open new ESI dispensary at Naraingarh (Ambala) to provide the health services to the Insured Persons (IPs) and their families. Possession of three rooms has been taken at Civil Hospital, Nariangarh. Shortly the dispensary will start functioning.

### 6.34 Target /Programme

- (i) To tie-up of private hospitals already empanelled by Health Department

for providing secondary care services as per CGHS rates on reimbursement basis to Insured Persons (IPs) and their dependants.

- (ii) To upgrade ESI dispensary No. 3, Hisar, Rohtak, Murthal (Sonipat) & Karnal into 30 bedded hospital.
- (iii) To upgrade ESI dispensary No. 2 & dispensary No. 3, Bahadurgarh from 2 doctors ESI dispensary to 3 doctors ESI dispensary.
- (iv) To upgrade ESI dispensary Palwal from 2 doctors ESI dispensary to 3 doctors ESI dispensary.

**6.35** The budget and expenditure for the year 2019-20 and 2020-21 for ESI schemes are given **Table 6.3**.

**Table 6.3- Budget and Expenditure of ESI Schemes**

Scheme	2019-20			2020-21		
	Budget (₹ in lakh)	Exp. (₹ in lakh)	%age	Budget (₹ in lakh)	Exp. (₹ in lakh) (upto 31.10.20)	%age (upto 31.10.20)
99 Head Quarter	576	551	95.66	646	321	49.69
98 Distt. Staff	16668	20299	121.78	23138	9769	42.22
Extension of ESI Scheme through IMP system including empanelment of registered MBBS doctors	5	0	0	1	0	0
<b>Total</b>	<b>17249</b>	<b>20850</b>	<b>120.88</b>	<b>23785</b>	<b>10090</b>	<b>42.42</b>

Source: ESI, Health Care Department, Haryana.

## MEDICAL EDUCATION AND RESEARCH

**6.36** The Department of Medical Education & Research was created for establishment, up-gradation, expansion and regulation of medical education and research in the State. Quality medical education is being provided by various Medical, Dental, AYUSH, Nursing & Para Medical Institutions in the State. The

current status of institutes working in the State are given in **Table 6.4**.

**6.37** In Addition, Essentiality Certificate have been issued to 3 Societies/Trust and letter of Intent have been issued to 3 Societies/Trust to establish Medical Colleges in Private Sector. Realizing the importance of Medical System within this holistic and personalized system of Medicare, the Govt. has initiated a number of steps for its promotion.

**Table 6.4- The Current Status of the Medical Institute in the State**

Institution	Govt.	Private	Total	Total Seats
Medical Colleges	5	7	12	M.Ch./ DM 7 MD/MS 491 PG Dip. 27 MBBS 1685
Dental Colleges	1	10	11	BDS 850 MDS 258
Ayurveda Colleges	2	10	12	BAMS 610
Homeopathy College	-	1	1	BHMS 50
Physiotherapy Colleges	3	10	13	BPT 695 MPT 220
Nursing Schools	9	82	91	ANM 3053 GNM 3740
Nursing Colleges	4 6	85 85	89 91	B.Sc 1850 P.B.B.Sc 1360 M.Sc 242 NPCC 40
MPHW (M)	2	25	27	1620
<b>Total</b>	<b>32</b>	<b>315</b>	<b>347</b>	16798

Source: Medical Education and Research Department, Haryana.

### **Pt. Deendayal Upadhyaya University of Health Science, Karnal**

**6.38** Health University as a Centre of Excellence is being established in Village Kutial, District Karnal. The University of Health Sciences Act, 2016 was notified on 21.09.2016 and its amendment was notified on 02.04.2018 vide which University was re-named.

- Gram Panchayat, Kutail leased out 144 acre 2 marla of land to Department of Medical Education and Research for establishment of Health University. The DPR amounting to ₹ 750.42 crore has been approved by the Govt. The Executing Agency has further engaged the contractor for construction of residential and institutional buildings of the University. The project will be

completed in 27 months. The overall progress of the project is 15%.

- The University shall have the facilities of Super Specialty Hospital with 750 beds, academic block for Post Graduate/Post Doctoral teaching (DM/ MCh Courses), along with Research Departments like Biotechnology, Experimental Medicine and Advance Research Centre in Genetics, Immunology and Virology etc. It shall also have other educational institutions like Dental College, Pharmacy College, Mental Health Institute & Sports Medicine.
- The College of Nursing & College of Physiotherapy has been constructed with Prefab Technology in the University Campus. Admissions in the

Academic Session 2018-19 has been made with 40 seats in College of Nursing and 30 seats in College of Physiotherapy.

**Govt. Medical College & Hospital, Bhiwani**

**6.39** The State Govt. is in the process of establishing a Govt. Medical College in Bhiwani under the Centrally Sponsored Scheme of MoHFW, GoI i.e. 'Establishing of a Medical College by Upgrading the Existing District Hospital. The drawings and revised DPR amounting to ₹ 535.55 crore has been approved in the State Finance Committee meeting held on 6.10.2020. The land of Animal Husbandry Department has been transferred in the name of MER Department. The project will be completed by 31.01.2023.

**Govt. Medical College & Hospital, Jind**

**6.40** A new Govt. Medical College at District Jind is being established by the State Govt. Gram Panchayat, Village Haibatpur, District Jind, has given 24 acre land on long term lease to Medical Education and Research Department for this purpose. The Design Consultant for preparation of concept plan has been appointed by Executing Agency. Concept plan has been prepared and same has been approved by the Govt. on 23.10.2019. The DPR amounting to ₹ 663.86 crore (for Phase-I ₹ 524.23 crore and for Phase-II ₹ 139.63 crore) was submitted by Executing Agency and DPR has been approved by the Chief Minister and SFC. The Executive Agency has applied for environment clearance.

**Govt. Medical College & Hospital, Gurugram**

**6.41** Gurugram Metropolitan Development Authority in collaboration of Municipal Corporation, Gurugram and

Shree Mata Sheetla Devi Shrine Board, Gurugram is setting up a Medical College in Village Kherki Majra, Gurugram on 29 acre land. The estimated project cost is ₹ 500 crore and the cost will be shared by GMDA, MCG and SMSDSB in 50:45:5 ratio.

**Shri Atal Bihari Vajpayee Govt. Medical College, Faridabad**

**6.42** Gold Field Institute of Medical Sciences and Research in Village Chhainsa, Tehsil Ballabgarh, District Faridabad was a Private Medical College run by Gold Field Shiksha Sanstha Faridabad. The said Institute was closed down by the management in March, 2016. A total of 399 students studying in the said institute were adjusted by the State Govt. in various Govt./Govt. Aided/Private Medical Colleges of the State after due approval from Medical Council of India and Ministry of Health & Family Welfare, GoI. The institute has been undertaken by the State Govt. of Haryana. This institute will be now known as Shri Atal Bihari Vajpayee Medical College which will be functional from November, 2021. The renovation work is under process.

**Govt. Medical College & Hospital, Narnaul**

**6.43** A Govt. medical college is being established at district Narnaul for which Gram Panchayat Koriyawas has given 76 acre 2 kanal 11 marla land on long term lease basis to Department of Medical Education and Research. The construction work has been awarded to PWD (B&R) Department Haryana and the Detailed Project Report amounting to ₹ 598 crore has been approved by the Standing Finance Committee. The construction has been completed upto 15%.



### **Opening of 3 new Govt. Medical Colleges at District Kaithal, Sirsa and Yamunanagar**

**6.44** The State Govt. has approved for the opening of 3 new Govt. Medical Colleges in districts Sirsa, Kaithal, Yamunanagar under Centrally Sponsored Scheme. D.C. Yamunanagar has proposed land 20 acres 12 marla at village Panjpur. The village Panchayat has also passed the resolution to transfer this land to MER Department. D.C. Sirsa has proposed the land available at Haryana Agriculture University, Sirsa for establishment GMC Sirsa. D.C. Kaithal has proposed the land available at village Sampan Kheri on Kaithal-Karnal Highway. Once the land is transferred in the name of department further action will be initiated.

### **Dental College at Shaheed Hasan Khan Mewati Govt. Medical College, Nalhar Nuh**

**6.45** 5 acre land has been earmarked in the premises of SHKM GMC Nahlar (Nuh) for establishment of Dental College. The Standing Finance Committee has approved the project at the estimated cost of ₹ 135.75 crore. The Executing Agency has appointed the Design Consultant for the project. The concept plan has been prepared by Design Consultant and concept plan has been approved by Monitoring and Supervisory Committee for the above said projection 15.11.2019. The DPR was submitted by Executing Agency has been approved by the Govt. and now submitted to Finance Department for the approval of SFC on 05.08.2020. A meeting was held under the Chairmanship of Chief Secretary on 15.09.2020 and it was decided to reduce the intake of students from 100 to 50 as in DPR. It was also decided to reduce the DPR cost from ₹ 255.90 crore to near

₹ 135.75 crore as approved in SFC-B on 24.01.2018. The Executive Agency has been directed to prepare the revised DPR.

### **Establishment of AIIMS at Rewari**

**6.46** Union Finance Minister in his budget speech on 01.02.2019 has announced setting up of 22<sup>nd</sup> AIIMS in Haryana. Gram Panchayat land measuring 224 acres has been identified for the said purpose at Village Manethi, Rewari but since this land is covered by dense vegetation and tree cover planted under Aravali Plantation area, Ministry of Environment, Forest and Climate change, GoI has requested State Govt. to explore the possibility of another site for this project and a committee for the same has been constituted by the Govt.

**6.47** e-Bhoomi portal was opened up for Majra Mustil Bhalkhi and adjoining village Bhalkhi on which a total of 347.49 acres has been offered. Govt. of India team from MoHFW visited the site on 01.10.2020. On 09.10.2020 a meeting of Committee of Secretaries was held under the chairmanship of W/CS, in which directions were given to concerned departments and Deputy Commissioner Rewari to expedite the work of land acquirement and other assurances as asked by the Central Govt. Team.

### **Govt. Nursing Colleges in District Faridabad, Rewari, Kaithal, Kurukshetra and Panchkula**

**6.48** The Govt. had made announcements for setting up Nursing Colleges in District Faridabad, Rewari, Kaithal, Kurukshetra and Panchkula. The land for these 6 Nursing Colleges has been leased out in the name of the Department. The drawings and the DPR amounting to ₹ 194.30 crore has been approved by the Govt. The work has been awarded and shall be completed in 22 months.

### **Opening of Nursing College in Safidon, Jind**

**6.49** The Govt. has started the College of Nursing at Safidon, Jind in rented building with an intake of 60 seats in each of the three courses i.e. ANM, GNM and B.Sc. Nursing. Revenue and Disaster Management Department has transferred the 4 acre land from Education Department to MER Department at free of cost for construction of Govt. Nursing College at Safidon. Further procedure is under consideration to start a College of Nursing at Safidon, District Jind.

### **National Cancer Institute, Badhsa Jhajjar under AIIMS, Delhi**

**6.50** National Cancer Institute, Village Badhsa Jhajjar is a GoI Project and implemented by AIIMS, New Delhi. The State Govt. has allotted 300 acres of land to AIIMS, New Delhi for this project. The National Cancer Institute with 710 beds is GoI largest financial investment in single hospital project with the project cost of ₹ 2,035 crore. NCI would be Apex Centre having Translational Research in Prevention/Treatment and care for the cancer patients. The institute would be the first one to have Proton Facility for the treatment of advanced cancers in Northern India. AIIMS, New Delhi has now commissioned the trial run of basic Oncology outpatient services since 18.12.2018 and inpatient services since 14.01.2019 in the NCI Jhajjar and now Phase-I of the National Cancer Institute at Badhsa, Jhajjar has become fully functional. The National Cancer Institute at Village Badhsa, Jhajjar was inaugurated on 12.02.2019 by the Prime Minister of India.

### **6.51 Other achievements of the Department**

- (i) **Centralized Combined Counselling for admission in Under Graduate and Post Graduate Courses:** The department is conducting admissions for all Under Graduate and Post Graduate Courses through Centralized Combined Online Counselling Portal. The Counselling for MD/MS/MBBS and BDS courses have been completed.
- (ii) **Ayushman Bharat Haryana Health Protection Mission:** The department has successfully implemented Ayushman Bharat Mission in hospitals attached to the Govt. Medical Colleges. In the 1<sup>st</sup> phase, the scheme has been implemented in all Govt. and Govt. aided Medical Colleges namely PGIMS Rohtak, KCGMC Karnal, BPSGMC (W) Khanpur Kalan Sonapat, SHKMGM Nalhar, Nuh and MAMC Agroha. The first successful claim for the patient treated under the scheme in the entire country has been processed by KCGMC, Karnal.
- (iii) **Affordable Medicine and Reliable Implants for Treatment (AMRIT):** Fully functional AMRIT Pharmacy have been opened in all Govt. Medical Colleges of the State.
- (iv) **Pradhan Mantri Bhartiya Jan Aushadhi Kendra (PMBJK)-** Fully functional Pradhan Mantri Bhartiya Jan Aushadhi Pariyojana (PMBJP) have been opened in all Govt. Medical Colleges.

## **6.52 Achievements in the functional Medical Colleges**

### **(i) Pt. B.D. Sharma UHS, Rohtak**

- 250 intake annually and 2,000 beds.
- UHS, Rohtak awarded NAAC Grade A in February, 2017 and is at Rank 2<sup>nd</sup> amongst all Health Universities in the country.
- PGIMS, has been approved as Centre of Excellence by Ministry of Youth Affairs & Sports. Post Graduate Courses in Sports Medicine will be started soon.
- State of the art 120 beds Dhavantari Apex trauma centre is operational since January, 2018 with 5 modern OT, 22 bedded ICU, 30 beds in triage area and a 3 tesla MRI machines. More than 50,000 patients are treated in last 6 months.
- 200 beds Apex Mother & Child Hospital has been operationalized recently. It is the largest MCH in North India.
- Construction of Linear accelerator facility for cancer treatment is under process.
- University has various foreign collaborations like Indo Japanese collaboration for study on cancer and radiation oncology, SMART health Extend project in collaboration with Geaorge Institute for Global Health, Australia.
- Various construction projects like Mortuary, Sports Injury Centre and Multi-storied New Residential wing for class 3 and 4 employees is under process.

### **(ii) BPSGMC (W) Khanpur Kalan, Sonapat**

- 120 intake annually and 550 beds.

- Post Graduate Degree and Diploma courses have started in the institute in various specialities.
- Virology Lab is being established under ICMR and will be functional soon.
- 2 Dialysis Units have been installed in the College Hospital.

### **(iii) SHKMGMHC, Nalhar, Nuh**

- 120 intake annually and 653 beds
- CBNAAT machine has been installed for the detection of Multi Drug Resistant Tuberculosis.

### **(iv) KCMGMC, Karnal**

- 100 intake annually and 550 beds
- The Hospital became functional since, 13.04.2017 and 1<sup>st</sup> batch of 100 MBBS students was admitted in academic session 2017-18.
- MRI 1.5 tesla machine and 64 slice CT Scan machine have been installed.

### **(v) MAMC, Agroha, Hisar**

- 100 intake annually and 573 beds
- The Medical College has got permission for increase in MBBS seats from 50 to 100 and various Post Graduate Degree and Diploma courses have started in the institute in many specialities.
- Cath-Lab on PPP mode made functional on 1<sup>st</sup> August, 2018.
- Establishment of Trauma Centre & Cancer Institute is in pipeline.

## **COVID-19 Pandemic Initiatives**

**6.53** In view of COVID-19 pandemic, all Govt. & Private Medical Colleges have been converted to COVID-19 care hospitals. Government of Haryana is constantly increasing its testing capacity. Government has made available all medicines, ICU and Ventilator facilities free of cost to all patients. 3 Plasma Banks have been establishment in the State. 10 new RT-PCR machines have been purchased in addition to 6 existing RT-PCR machines in Medical Colleges. The recovery rate is very high in the State.

## **FOOD AND DRUGS ADMINISTRATION**

### **Food Wing**

#### **Up-gradation of Food Laboratory**

**6.54** The process for up-gradation of District Food Laboratory, Karnal is going to be initiated. State Food Laboratory has already been applied for the NABL and District Food Laboratory, Karnal is in process for NABL.

#### **Online Registration of FBOs & Grant of Food License**

**6.55** The Department has issued 3,182 online food licenses and 10,269 online registration of Food Business Operators w.e.f. 01.01.2020 to 30.11.2020.

#### **Food Sampling**

**6.56** Total 2,330 Food Samples have been collected by Food Safety Officers/Notified Food Safety Officers from various shops/food premises in Haryana State w.e.f 01.01.2020 to 30.11.2020, out of which 677 samples were found Sub Standards/Misbranded/Unsafe. Out of which 99 cases have been filed before Hon'ble Court/Adjudicating Officer. During the financial year 01.01.2020 to 30.11.2020 a penalty of ₹ 18 lakh has also been imposed on delinquent Food Business Operators.

#### **Mobile Food Testing Laboratory**

**6.57** 2 Mobile Food Testing Laboratory Vans (MFTSs) were already provided by FSSAI which have already been rolled out in Haryana State and 3 additional FSWs have been provided by FSSAI in year, 2020 and the same have also been rolled out to aware the general public regarding safe and hygiene food.

### **Ban of Gutka Pan Masala**

**6.58** The Manufacturing/ Sale/ Storage of Gutka Pan Masala, has been prohibited for one year by Commissioner, Food Safety, Haryana, from 07.09.2020.

#### **Ban of liquid Nitrogen**

**6.59** The flushing/mixing of liquid nitrogen with any drink or food article has been prohibited by Commissioner, Food Safety, Haryana till further orders.

### **Drug Wing**

**6.60** The Department of Food and Drugs Administration, Haryana has taken action against the menace of Hookah Bars serving tobacco molasses containing "Crude "Nicotine" to the youth of different parts of State and 38 prosecution have been launched under Drugs & Cosmetics Act, 1940.

**6.61** 507 frequent joint raids were conducted. Drugs licenses of 1,441 Chemist shops were cancelled and 644 drugs license were suspended and 14 prosecution were launched, 16,681 inspection were conducted and 2,289 samples were taken in during the period.

**6.62** 10 drugs manufacturing, 18 medical devices, 27 cosmetics manufacturing license, 10 license to operate blood bank and 20 hospital recognized as RMI,s for use of essential narcotics drugs have been issued during the period.

**6.63** 1 acre land have been sanctioned for construction of Haryana State Drugs Laboratory in Sector-3, Panchkula and ₹ 16.64 crore have been granted by GoI and received in FD out of which ₹ 10 crore have been provided in budget for construction of Haryana State Drugs Labs by the State Govt.

## PUBLIC HEALTH

**6.64** In the State of Haryana, all the villages were provided with at least one safe source of drinking water by 31<sup>st</sup> March, 1992. Thereafter, the focus was shifted towards the augmentation of the drinking water supply infrastructure in the habitations. Currently, the State is engaged in improving the drinking water supply levels in deficient villages, where the water allowance has gone down below 55 Litres Per Capita Per Day (LPCD).

**6.65** During the year 2020-21, a sum of ₹ 1,500.51 crore had been approved, which has been revised to ₹ 1,982.76 crore under capital outlay of State/Central Plan for Rural/Urban areas, against which an expenditure of ₹ 552.47 crore had been incurred till 30.11.2020.

**6.66** Under Augmentation Rural Water Supply Programme, the existing drinking water supply facilities are improved in the villages to raise the status of water supply to 55/70 liters per capita per day. The improvement in the villages is normally carried out by drilling

additional tubewells, augmentation of existing canal based schemes, creating new canal based water works, constructing boosting stations, strengthening of existing distribution system etc. In the financial year 2019-20, there was originally a provision of budget allocation of ₹ 380 crore, which has been revised to ₹ 397 crore under this programme, against which an expenditure of ₹ 368.70 crore had been incurred. During 2020-21, there is a provision of ₹ 380 crore under this programme and an expenditure of ₹ 148.08 crore had been incurred till 30.11.2020.

**6.67** For accelerating the implementation of augmentation of rural drinking water supply schemes, the State has been availing funding from National Bank for Agriculture and Rural Development since 2000-01 against various projects. At present, 31 projects approved by NABARD at a total cost of ₹ 1,259.39 crore are in progress. The details of NABARD projects are given in **Table 6.5**.

**Table 6.5-The details of NABARD Projects**

Sr. No.	Name of Projects	RIDF	Estimated Cost (₹ in lakh)	Cumulative Expenditure (upto Nov.,2020) (₹ in lakh)
1	Augmentation of Canal water for 5 no. existing w/w covering 24 villages and construction of new w/w at Budhpur, Chimanawa	XXI	9285.81	8569.70
2	62 Nos. Dhanies, providing water supply facilities to 62 No. dhanies to be connected with existing SBS, IBS	XXI	776.68	651.47
3(a)	Providing R.W. Arrangements by pumping for 3 Nos. W/W i.e. Ugalan, Bhaklana, Dharamkheri	XXII	522.16	537.65
(b)	Providing R.W. Arrangements by pumping for 6 Nos. W/W i.e. Kheri Lochab and Jalab, Nara, Kinner, Rakhi Khas and Shahpur	XXII	1026.50	822.44
(c)	Providing raw water arrangements by pumping for 3 Nos. water works i.e. of village Kharkari, Chanot, Majod	XXII	322.60	220.73
(d)	Providing raw water arrangements by pumping for water works Madan Heri	XXII	246.39	231.48

Sr. No.	Name of Projects	RIDF	Estimated Cost (₹ in lakh)	Cumulative Expenditure (upto Nov.,2020) (₹ in lakh)
4	Niana, Kharar Alipur,kulana and Mayyar prov raw water arrangement by pumping for 4 nos w/w from balsmand branch	XXII	699.88	484.25
5	Aug.Drinking W/S Sch.in Quality affected 84 No. Villages of Prithla and Palwal Block of Distt. Palwal	XXII	18451.16	14250.27
6	Khaleta, Providing water supply scheme for 14 Nos. villages and 1 No. Dhani	XXIII	4439.00	3727.72
7	Raw water arrangement/augmentation of 11 rural water supply scheme covering 15 villages in Jind district of Haryana	XXIII	2847.35	2852.01
8	Satnali Village DPR for Aug. Canal Based W/s Scheme for 25 Nos. village Satnali Block	XXIII	12443.00	7182.13
9	Aug. drinking w/s sch. in 80 No. vill. of F.P.Jhirka and Nagina Block, const. R/well in Yamuna Plain at Atba and Pipepipe	XXIII	21090.00	20027.33
10	Providing canal Based water supply scheme Raghunath Pur Group of 25 nos Village and 3 Dhani Distt. Rewari.	XXIV	6602.60	4011.88
11	Providing Canal Based water works for Sanpli and Kasola group of 23 Nos. village and 4 Nos. Dhani Distt. Rewari.	XXIV	5612.40	4147.86
12	Bhalkhi : Augmentation water supply scheme (Canal Based) water works at Bhalki for 61 No. villages Tehsil Ateli Mandi.	XXIV	11470.00	5152.05
13	Aug. of drinking W/s scheme (Canal based) for 122 Nos. village @ 40 LPCD to 70 LPCD in NarnaulTehsil, Distt. Mahendergarh	XXV	9494.25	1509.88
14	Providing Canal based water supply scheme for Mehra group of 6 No. villages constructing canal based ww at Mehra and Providing Canal based water supply scheme for Sirsali group of 12 No. villages constructing canal based ww at Sirsali	XXV	5395.10	150.92
15	Providing Raw Water Arrangement for 7 Nos. water works Tehsil and Distt. Hisar From Chaudhariwali Minor R.D. 20000-	XXV	2554.15	547.20
16	Augmentation of Water Supply Scheme for Village Bapoli Distt. Panipat	XXVI	389.60	0.00
17	Augmentation of Water Supply Scheme for Village Chulkana Distt. Panipat	XXVI	391.25	0.00
18	Augmentation of Water Supply Scheme for Village Rana Majra Distt. Panipat	XXVI	271.80	0.00
19	Aurangabad - Providing Sewerage facilities in Distt. Palwal (Under NABARD)	XXVI	1074.45	0.00
20	Aurangabad- Upgradation of Existing W/S Scheme Tehsil Hodal Distt. Palwal (Under NABARD)	XXVI	477.05	0.00

Sr. No.	Name of Projects	RIDF	Estimated Cost (₹ in lakh)	Cumulative Expenditure (upto Nov.,2020) (₹ in lakh)
21	Bhiduki- Providing Sewerage facilities in Distt. Palwal (Under NABARD)	XXVI	1072.05	0.00
22	Bhiduki- Upgradation of Existing W/S Scheme Tehsil Hodal Distt. Palwal (Under NABARD)	XXVI	577.90	0.00
23	Deeghot - Providing Sewerage facilities in Distt. Palwal (Under NABARD)	XXVI	1118.72	0.00
24	Deeghot- Upgradation of Existing W/S Scheme Tehsil Hodal Distt. Palwal (Under NABARD)	XXVI	623.35	0.00
25	Khambi - Providing Sewerage facilities in Distt. Palwal (Under NABARD)	XXVI	960.90	0.00
26	Khambi- Upgradation of Existing W/S Scheme Tehsil Hodal Distt. Palwal (Under NABARD)	XXVI	324.25	0.00
27	Bapoli:Providing Sewerage System in village Bapoli Distt Panipat	XXVI	1099.30	0.00
28	Chulkana:Providing Sewerage System in village Chulkana Distt Panipat	XXVI	979.35	0.00
29	Rana Majra:Providing Sewerage System in village Rana Majra Distt Panipat	XXVI	687.25	0.00
30	Sondhad - Providing Sewerage facilities in Distt. Palwal (Under NABARD)	XXVI	1276.95	0.00
31	Sondhad- Upgradation of Existing W/S Scheme Tehsil Hodal Distt. Palwal (Under NABARD)	XXVI	1336.70	0.00
	<b>Grand Total</b>		<b>125939.90</b>	<b>75076.97</b>

Source: Public Health, Department, Haryana.

**6.68** In the financial year 2019-20, there was a provision of budget allocation of ₹ 300 crore, under NABARD programme, against which an expenditure of ₹ 258.66 crore had been incurred. During the year 2020-21, an allocation of ₹ 345 crore has been earmarked for NABARD schemes against which an expenditure of ₹ 82.92 crore had been incurred till 30.11.2020.

**6.69** Under the Special Component Sub Plan (SCSP), drinking water facilities are provided/upgraded in the villages/habitations having predominantly scheduled caste (SC) households. The improvement works include an array of activities such as drilling additional tubewells, augmentation of existing canal based schemes, creating new canal based water works, constructing boosting

stations, strengthening of existing distribution system etc. In the financial year 2019-20, there was a provision of budget allocation of ₹ 15 crore, under this programme, against which an expenditure of ₹ 10.80 crore had been incurred. During the year 2020-2021, an allocation of ₹ 17.25 crore has been earmarked for SCSP schemes against which an expenditure of ₹ 1.29 crore had been incurred till 30.11.2020.

**6.70** In order to provide a clean and enhanced environment in the rural areas, a decision was taken by the Govt. that big villages having a population of 10,000 persons or more would be provided with sewerage system under the Mahagram Yojana. This is a humongous scheme and would require massive funds for implementation. Keeping in view the

enormity of the problem, it has been decided to implement the schemes in phases. Phase-I will cover 20 villages, Phase-II would include 37 villages and Phase-III would encompass 71 villages. Besides, the drinking water supplies in the project villages shall also be augmented to 135 LPCD + 15% UAW. Apart from this, the scheme also envisages construction of Sewage Treatment Plants for treatment of raw sewage and its safe disposal.

**6.71** Under Mahagram Yojana, works in 25 villages are in progress for execution of Water Supply & Sewerage System. Moreover, work of water supply & sewerage under Mahagram Yojana had been completed in village Sotai. In the financial year 2019-20, there was a provision of budget allocation of ₹ 50 crore each under Mahagram Yojna water supply and Mahagram Yojna-Sewerage, which had been revised to ₹ 23 crore & ₹ 20 crore respectively, against which an expenditure of ₹ 20.22 crore & ₹ 18.10 crore respectively had been incurred. An amount of ₹ 25 crore for augmentation of water supply under Mahagram Yojana and ₹ 12 crore for laying of sewerage system under Mahagram Yojana in the villages has been earmarked during the year 2020-21, against which, an expenditure of ₹ 13.40 crore and ₹ 11.23 crore had been incurred till 30.11.2020, respectively.

**6.72** Jal Jeevan Mission (JJM) has been launched by GoI with the aim of providing Functional Household Tap Connection (FHTC) to every rural household by 2024. Haryana has proposed to achieve the target by 2022 and has already launched Jal Jeevan Mission in the State. Under JJM, Panchayats are being empowered to be completely involved in execution of capital work for

coverage of households. In a major policy change, the focus has been on empowering local governance through active involvement of the Village Water & Sewerage Committee (VWSC) in execution of new water supply projects as well as O&M of the rural water supply schemes.

**6.73** The Public Health Engineering Department which has hitherto, performed the role of an implementer shall now re-emerge in the transformative role of a facilitator through seamless handholding for enhancing the capabilities of the Panchayati Raj Institutions. Being Chairman of District Water & Sewerage Mission (DWSM), Deputy Commissioners have been requested to hold monthly progress review meetings to take stock of the progress of works and resolve issues which could hamper the scheme implementation.

**6.74** The target for providing Functional Household Tap Connection (FHTC) for the year 2020-21, has been kept as 7 lakh (FHTCs) against which 5.67 lakh FHTCs have been released till November, 2020. In the financial year 2019-20, there was a provision of budget allocation of ₹ 200 crore, under Jal Jeevan Mission (coverage), which had been revised to ₹ 241.40 crore against which an expenditure of ₹ 133.61 crore had been incurred. During the current financial year, an allocation of ₹ 241.80 crore had been earmarked by the GoI, under JJM (coverage) and which has been revised to ₹ 716.94 crore, against which, an expenditure amounting to ₹ 154.60 crore have been incurred till 30.11.2020.

**6.75** Out of 92 towns, the drinking water supply and sewerage services of 87 towns are being maintained by the Public



Health Engineering Department. All the 87 towns have been provided with piped water supply facilities. In the financial year 2019-20, there was a provision of budget allocation of ₹ 147.06 crore, which has been revised to ₹ 137.06 crore under urban water supply, against which an expenditure of ₹ 112.24 crore had been incurred. During the current financial year, a sum of ₹ 147.06 crore was released for urban water supply and augmentation works were taken up in selected towns and also for providing water supply to the newly approved colonies of the towns. Against this, an expenditure of ₹ 34.86 crore had been incurred till 30.11.2020.

**6.76** In regards to coverage of the sewerage system, major parts of 87 towns of the State have been covered with sewerage facilities and work in 9 towns is in progress. In the financial year 2019-20, there was a provision of budget allocation of ₹ 193.05 crore, under Urban Sewerage, which had been revised to ₹ 214.50 crore against which an expenditure of ₹ 199.18 crore had been incurred. During the year 2020-21, an allocation of ₹ 214.50 crore has been provided for sewerage system in the towns and a sum of ₹ 79.57 crore had been incurred till 30.11.2020.

**6.77** With a view to de-stressing the massive population load on the capital of India, the National Capital Region Planning Board (NCRPB), GoI has been providing substantial financial interventions since 2005 for providing enhanced water supply and sewerage infrastructure in the satellite towns to meet with the growing aspirations of the public. The objective is to provide almost at par services in the adjoining cities and arrest the growing propensity of the population to migrate towards the capital city of Delhi. The NCRPB financed

schemes following a financing pattern of 75:25, with 75% loan from NCRPB with State share of 25%.

**6.78** Currently, 9 projects sanctioned by NCRPB for improvement of sewerage system in 9 towns, namely, Ganaur, Kharkhoda, Jhajjar, Hodal, Kalanaur, Sampla, Sohna, Beri, and Samalakha amounting to ₹ 72.11 crore are in progress at various stages of implementation. During the current fiscal year, the allocation under this programme is to the extent of ₹ 15 crore and a sum of ₹ 3.79 crore had been incurred up to 30.11.2020.

**6.79** During the monsoon season, a number of low lying localities in various towns are susceptible to flooding because of the natural terrain. In order to avoid flooding in the vulnerable areas, adequate infrastructure for storm water disposal is required to be created. In the financial year 2019-20, there was a provision of budget allocation of ₹ 20 crore, under Flood Works, which had been revised to ₹ 10 crore against which an expenditure of ₹ 6.92 crore had been incurred. In the current financial year 2020-21, an allocation of ₹ 15 crore has been approved and a sum of ₹ 2.49 crore had been incurred till 30.11.2020.

**6.80** Under the Special Component Sub Plan (SCSP) for urban areas, drinking water/sewerage facilities are being provided/upgraded in localities of the towns with predominance of Scheduled Caste population. A sum of ₹ 2.94 crore for water supply and a sum of ₹ 6.95 crore for sewerage has been earmarked under SCSP during 2019-2020, the provision of SCSP-Sewerage was revised to ₹ 10.40 crore against which an expenditure of ₹ 2.18 crore and ₹ 6.14 crore had been incurred on SCSP Component for urban

water supply and urban sewerage, respectively.

**6.81** A sum of ₹ 3.30 crore for water supply and a sum of ₹ 10.40 crore for sewerage has been earmarked under SCSP during 2020-21 for providing the basic services in the scheduled caste dominated localities/colonies of the cities. An expenditure of ₹ 0.52 crore and ₹ 3.14 crore had been incurred on SCSP Component for Urban Water Supply and Urban Sewerage, respectively by 30.11.2020.

**6.82** Public Health Engineering Department, Haryana has constructed 123 STPs in the Haryana State including STPs for the catchment area of river Ghaggar & Yamuna and further identified the gaps and is geared up to complete the construction of new STPs by 31.03.2022 and up-gradation of existing STPs by 31.12.2022, besides laying of sewers in newly approved colonies.

#### **Re-use of Treated Waste Water**

**6.83** Haryana Govt. has notified the policy on re-use of treated waste water, which assumes great relevance at this juncture, when the ground water is highly stressed in the context of ground water availability. The policy is comprehensive and inclusive and covers an array of topics ranging from treated-waste water applications, standard operating procedures, and creation of an exclusive cell for project formulation, creation of a repository of database, monitoring and implementation.

**6.84** The possible bulk consumers in this regard namely, Power Plants,

Municipal Corporation, Industries & Irrigation, for non potable usage have been identified. Preliminary meetings are being held with all the stakeholders. The treated waste water is proposed to be used in cooling towers of Power Plants, located within 50 km radius of STPs, for non-potable purposes in Municipal Corporation, Industries using more than 1,000 kilo litre per day and balance for irrigation purposes.

**6.85** Under Swachhta Pakhwada, cleanliness drive was launched in Public Health Engineering Department from 2<sup>nd</sup> October to 16<sup>th</sup> October, 2020 by engaging Village Water & Sewerage Committee (VWSC) members and Municipal Councillors. During the cleanliness drive around 850 Canal Based Water works, around 2,000 Tubewells, around 800 Boosters, 70 STPs and more than 600 Water Storage & Sedimentations tanks were cleaned in such a short time. Further desilting of more than 200 km sewer lines of 75 towns have been done.

**6.86** Mobile Water Testing Laboratory fully equipped with a multi parameter system to maintain water quality in the State has been launched by the State Govt. on 2<sup>nd</sup> October, 2020. The mobile testing van has a system which contains, analysers, sensor, probes and instruments that can assess water quality. The objective is to provide easy access and reach to quality water testing, last mile connectivity & faster deployment incase, of outbreak of water borne diseases.

---

#### **WOMEN AND CHILD DEVELOPMENT**

**6.87** The Women and Child Development Department, Haryana is implementing various schemes for the

overall development and empowerment of children and women. The State Govt. is committed for the empowerment of women. The main aim/objective of the

department is to promote social and economic empowerment of women through policies/programmes, spreading awareness about the children's rights and facilitating their access to learning, nutrition, institution support etc. The budget of the department has been enhanced from ₹ 1,113.49 crore (2014-15) to ₹ 1,587.35 crore (2020-21). During the current financial year a sum of ₹ 633.30 crore has been incurred upto November, 2020 on various departmental schemes and programmes.

### **Beti Bachao Beti Padhao**

**6.88** Beti Bachao Beti Padhao (BBBP) was launched by Prime Minister on 22.01.2015 at Panipat with the objective to prevent gender biased sex selective elimination, ensure survival, education & empowerment of the girl child. 12 districts of Haryana which have sex ratio imbalance were selected for the implementation of the programme. The programme was extended in remaining 8 districts in the year 2016 and Mewat in March, 2018. The State Govt. has taken various steps to bring all communities, social organizations & NGO on a common platform for successful implementation of the programme. The sex ratio at birth in Haryana which was 830 as per 2011 census has gone upto 920 in November, 2020.

### **Pradhan Mantri Matru Vandana Yojana (PMMVY)**

**6.89** Govt. of India has renamed Indira Gandhi Matritav Sehyog Yojana as Pradhan Mantri Matru Vandana Yojana (PMMVY) from 01.01.2017. The scheme is being implemented in all the districts of the State in accordance with the provisions of the National Food Security Act, 2013. The scheme will help in improving health seeking behaviour and

nutrition among the pregnant women & lactating mothers to reduce the effects of under-nutrition namely stunting, wasting and other related problems. Under this scheme, every pregnant and lactating mothers are being paid ₹ 5,000 in 3 installments. 2,02,665 beneficiaries (instalment bases) have been paid with an expenditure of ₹ 33.76 crore for the year April, 2020 to 30<sup>th</sup> November, 2020.

### **One Stop Centre Sakhi**

**6.90** One Stop Centre for women has been setup to provide integrated support and assistance to women affected by violence, both in private and public space under one roof and to facilitate immediate, emergency and non-emergency access to a range of services including medical, legal, psychological and counseling. One Stop Centers have been set up in 1<sup>st</sup> phase in the district namely Karnal, Faridabad, Gurugram, Hisar, Rewari, Bhiwani, and Narnaul. Additional 15 centers have been operationalized in all remaining districts in the year 2018-19. 3,403 cases has been dealt during the financial year of 2020-21 from 1<sup>st</sup> April, 2020 to 30<sup>th</sup> November, 2020 in all One Stop Centre of Haryana.

### **Aapki Beti -Hamari Beti**

**6.91** The Scheme was launched in the year 2015 by the State Govt. in order to curb the problem of declining sex ratio and to change the mind set of community towards girl child, where in ₹ 21,000 will be deposited in the account of first born girl child of SC and BPL families and ₹ 21,000 will be deposited on the birth of 2<sup>nd</sup> girl child of all families. At the time of maturity i.e. 18 years, this amount shall become ₹ 1 lakh approximately and will be available for utilization by the matured girl child. Haryana Govt. has extended the benefit to the 3<sup>rd</sup> girl child. 16,935 girls

have been given the benefit under the scheme upto November, 2020.

### **Haryana Kanya Kosh**

**6.92** Haryana Kanya Kosh was constituted for the welfare and development of girls and women of Haryana on March, 2015. The funds are administered by the Women & Child Development Department. A sum of ₹ 69.88 lakh has been deposited in Bank Account of Haryana Kanya Kosh. The certificate of registration of Haryana Kanya Kosh u/s 12AA of Income Tax Act as a 'Charitable Society' and exemption u/s 80 G has been issued by the Income Tax Department. At present there is balance of ₹ 22.40 lakh in Haryana Kanya Kosh.

### **Sukanya Smariddhi Account**

**6.93** The Scheme was launched on 22.01.2015 to address gender imbalance in the society and by creating a positive mindset in favour of the girl child. Under this scheme, account can be opened from the birth of the girl child till she attains the age of 10 years. During April, 2020 to November, 2020 in Haryana, 33,745 accounts of girl children have been opened in post offices.

### **Poshan Abhiyaan**

**6.94** Poshan Abhiyaan was launched by Prime Minister on 8<sup>th</sup> March, 2018 in Jhunjhunu district of Rajasthan. The focus of Abhiyaan is to lay emphasis on nutritional status of adolescent girls, pregnant women, lactating mothers and children from 0-6 years age. The Abhiyaan is being implemented in all districts of Haryana. Nuh and Panipat districts were selected for Phase-I and for Phase-II, 10 districts, namely Kaithal, Karnal, Kurukshetra, Bhiwani, Yamuna Nagar, Gurugram, Palwal, Rohtak, Sirsa and Sonipat were selected. Remaining districts

were covered in the Phase-III. Community Based Events (CBE) are being celebrated on 8<sup>th</sup> & 22<sup>nd</sup> of every month in all anganwadi's. 2,53,996 No. of CBE's were conducted from April, 2020 to November, 2020. Village Health Sanitation Nutritional Day (VHSND) is being conducted regularly on 15<sup>th</sup> of every month in convergence with Health Department and Gram Panchayat. 1,20,200 No. VHSND's were conducted from April, 2020 to November, 2020. State, District and Block Level Convergence Committees have been formulated to prepare Convergence Action Plan (CAP) at different level.

### **Integrated Child Protection Scheme**

**6.95** Integrated Child Protection Scheme (ICPS) is an umbrella scheme under which various schemes for children in need of care and protection and children in conflict with law are covered. The programme is being implemented through Haryana State Child Protection Society (HSCPS). At the district level, the District Child Protection Unit (DCPU) under the Chairmanship of Deputy Commissioner has been constituted for care, protection, treatment, development and rehabilitation of the children in need of care and protection. There are 83 child care institutions in Haryana State run by Govt., Semi Govt. and Private Organizations. These homes are spread across the State in all districts and in 47 blocks and covering around 2,200 children. Juvenile Justice Board & Child Welfare Committee are functional in all districts of Haryana.

### **Integrated Child Development Service Scheme**

**6.96** Integrated Child Development Service Scheme (ICDS) is a Flagship Scheme of GoI to improve the health, nutritional, psychological and social developmental status of children in the age

group of 0-6 years and to reduce mortality, malnutrition and school dropouts. At present under ICDS scheme, there are 148 sanctioned projects (127 rural + 21 urban projects) and 25,962 sanctioned Anganwadi Centres including 512 mini AWC in the State. The State Govt. is providing Supplementary Nutrition Programme (SNP) containing an average nutritive value as per norms fixed i.e. in the case of pregnant/ lactating mothers 600 calories and 18-20 gms. protein, in case of children 500 calories and 12-15 gms. protein and in case of severely mal-nourished children 800 calories and 20-25 gms. protein. The rates of SNP have been enhanced from ₹ 7 to ₹ 9.50 per mother, ₹ 6 to ₹ 8 per child and ₹ 9 to ₹ 12 per mal-nourished child per day. 10.89 lakh children and 3.08 lakh pregnant/ lactating mothers are covered under Supplementary Nutrition Programme. Following initiatives have been taken for enhancing nutritive value of supplementary nutrition being provided to children and women:

- The Double Fortified Salt (DFS) is being used in Anganwadis for cooking of food items.
- Fortification of Panjiri has been started in both the Panjiri plants i.e. Gurugram & Gharounda which is being supplied in urban projects of the State.
- Fortified wheat flour is being supplied in 15 Districts i.e. Ambala, Karnal, Sonapat, Kaithal, Kurukshetra, Panchkula, Hisar, Faridabad, Fatehabad, Gurugram, Jind, Panipat, Rohtak, Sirsa and Yamunanagar through HAFED.
- Fortified oil is being supplied in all the districts and both panjiri plants through HAFED.

#### **Construction of Anganwadi Centres**

**6.97** During the financial year 2020-21 there was a budget provision of ₹ 11,500 lakh out of this 5,632.38 lakh had been release for construction of 99 new Anganwadi Centres.

\*\*\*

## PANCHAYATI RAJ, RURAL AND URBAN DEVELOPMENT

*Development and Panchayats Department, Haryana is primarily responsible to oversee the implementation of various development schemes of Centre and State Government in rural areas and also to regulate and coordinate various activities of the Panchayati Raj Instructions. In Urban area the development activities are mainly carried out by Urban Local Bodies Department through Urban Local Bodies i.e Municipal Committees, Municipal Councils and Municipal Corporations .*

### **Swachh Bharat Mission (Gramin)**

**7.2** Haryana State Swachh Bharat Mission Society has been registered under the aegis of Development & Panchayats Department for successful implementation of Swachh Bharat Mission (Gramin) in rural areas of the State. This is a centrally sponsored scheme of Ministry of Jal Shakti, Govt. of India under 60:40 funding pattern between Centre and State. The main objective of the programme is to bring about an improvement in the general quality of life in the rural areas through accelerating improved sanitation coverage in sustainable mode by 2019. Under this scheme, 6,32,203 Individual Household Latrines (IHHL) have been constructed during the present Govt. tenure.

### **Solid & Liquid Waste Management (SLWM) Projects**

**7.3** The total assistance under the Swachh Bharat Mission (Gramin) for SLWM projects is being worked out on the basis of population of a gram panchayat. The funds for villages up to 5,000 population, ₹ 60 per capita for solid waste management and ₹ 280 per capita for grey water management are permissible under SBM-G Phase-II.

Similarly, the villages having population more than 5,000, ₹ 45 per capita for Solid Waste Management & ₹ 660 per capita for Grey Water Management are permissible. However, 30% share will be borne by GPs from their 15<sup>th</sup> Finance Commission grants. Remaining 70% will be met from SBM (G) Phase-II funds in the ratio of 60:40 between Centre and State.

**7.4** A total number of 1,542 SWM projects have been sanctioned, out of which 798 projects have already been completed. Similarly, 1,807 Liquid Solid Waste Management projects have been sanctioned, out of which 552 LWM projects have been completed and 465 projects are in progress. An amount of ₹ 371.80 crore has been released for these projects.

### **Gober-Dhan Project**

**7.5** The financial assistance for establishment of mode GOBER-DHAN project at district level is ₹ 50 lakh under SBM-G Phase-II. GOBER-DHAN project in village Nayagaon of district Hisar has been constructed and made functional.

### **Faecal Sludge Management Project**

**7.6** The financial assistance for Faecal Sludge Management being worked

out on the basis of population. An amount ₹ 230 per capita is permissible for Faecal Sludge Management Project under SBM-G Phase-II.

#### **Plastic Waste Management Project**

**7.7** The financial assistance of ₹ 16 lakh per unit (one in each block) is permissible under SBM-G Phase-II.

#### **Open Defecation Free Panchayats**

**7.8** The State has been declared as Open Defecation Free (ODF) on 22.06.2017. Now, the Focus of Swachh Bharat Mission-Gramin is on ODF+ i.e. Sustainability of ODF status and Solid & Liquid Waste Management. Under Swachh Survekshan Gramin-2019, Haryana State has achieved 2<sup>nd</sup> rank across the country. Similarly, in the North region states, Haryana has achieved 1<sup>st</sup> rank. District Faridabad and Rewari also achieved the 2<sup>nd</sup> and 3<sup>rd</sup> rank in the country, respectively. Haryana State achieved 1<sup>st</sup> position in the Country in Gandagi Mukh Bharat campaign in Swachh Sunder Samudayaik Shauchalaya (SSSS) campaign.

#### **Setting-Up of Gram Sachivalayas**

**7.9** To institutionalize the Gram Panchayats, as well as to bring transparency in their functioning, the Development and Panchayat Department had planned during the year 2015-16 to set-up Gram Sachivalayas for every Gram Panchayat.

**7.10** Keeping in view the sanctioned posts of Gram Sachivs, all the Gram Panchayats have been clubbed into 2,294 clusters, having 3-4 gram panchayats in each cluster. In the 1<sup>st</sup> phase of 5 years, the Gram Sachivalayas would be set-up at cluster level. This task is expected to be completed by 30.04.2021. Thereafter in the 2<sup>nd</sup> phase, the Gram Sachivalays would be set-up for remaining Gram

Panchayats. The main objective for launching the scheme of Gram Sachivalayas is to bring Gram Panchayats and village level functionaries of all departments under one roof for better functioning and coordination. Its aim is to ensure efficiency, transparency and accountability in the working of gram panchayats and other agencies engaged in the process of rural development.

#### **Target**

**7.11** The target of setting up of Gram Sachivalayas for all the districts will be 2,294 till 30.04.2021. For this purpose, the Rajiv Gandhi Sewa Kendras, panchayat ghars or any other suitable community building available in Gram Panchayats will be upgraded and basic IT facilities (infrastructure and hardware) will be provided in order to set up Gram Sachivalayas. A number of 1,855 Gram Sachivalayas have been established in the State till 30.11.2020.

#### **Mahatma Gandhi Gramin Basti Yojana**

**7.12** Under this scheme, free residential plots of 100 sq. yards for each eligible SCs, BCs (A) and BPL families are being allotted. Sites, on which these plots are located and developed with necessary infrastructural facilities including power supply, drinking water, paved streets. As on date, a number of 3.75 lakh families have been conferred ownership rights through execution of gift deed. The distribution of plots to remaining eligible families where the panchayat land is available, is in progress. The remaining villages where the suitable panchayat land is not available, in those villages, land will be made available by way of exchange or acquisition. The Government intends to provide funds for laying the water pipelines and electricity

lines in these bastis. An amount of ₹ 50 crore has been provided for the year 2019-20, out of which an amount of ₹ 43.99 crore have been released so far. An amount of ₹ 30 crore has been provided for the year 2020-21, out of which an amount of ₹ 12.08 crore have been released so far.

### **Haryana Gramin Vikas Yojana**

**7.13** The objective of the scheme is to improve overall quality of life in rural areas by providing basic infrastructure and up-gradation of existing infrastructure like paved streets, proper drainage of waste water, construction/repair of community buildings/chaupals etc. by using proper mapping and IT based system.

**7.14** A budget provision of ₹ 50,000 lakh has been made for the year 2019-20, out of which an amount of ₹ 35,000 lakh have been released so far. A budget provision of ₹ 860 crore has been made for the year 2020-21, out of which an amount of ₹ 223.44 crore have been released so-far.

### **Financial assistance to Gram Panchayats for Improved Sanitation**

**7.15** In order to improve the sanitation environment in the villages, more than 10,229 Safai Karmcharies had been engaged by the gram panchayats. The Govt. provides financial assistance to gram panchayats to meet out the expenditure on payment of remuneration to the Safai Karmcharies. Initially, the

salary was fixed at ₹ 3,525 per month in October, 2007. Due to again and again revision, now it has been to ₹ 12,500 per month w.e.f. 12.09.2019. During the present Govt. tenure, an amount of ₹ 29,888.20 lakh has been spent. An amount of ₹ 14,000 lakh has been proposed for the financial year 2018-19, out of which ₹ 12,649.87 lakh were utilized. An amount of ₹ 130 crore has been proposed for the year 2019-20, out of which an amount of ₹ 83.04 crore has been released so far. An amount of ₹ 196 crore has been proposed for the year 2020-21, out of which an amount of ₹ 123.22 crore has been released so far.

### **Svavitva Scheme**

**7.16** Svavitva Scheme is a flagship scheme i.e. lal dora free Haryana on 11.10.2020 around 21,927 registeries/title deeds/property certificates were distributed in around 221 villages of Haryana. The Haryana State was the 1<sup>st</sup> State in the country to take up this project on pilot basis successfully in village Sirsi, district Karnal and thereafter, the Govt of India replicated the same under the guise of SVAMITVA scheme. Now on 25<sup>th</sup> December, 2020 around 20,000 registeries/title deeds/property cards/property certificates will be distributed in around 81 villages of Haryana. All the 7,652 villages in the State are likely to be declared lal dora free by April, 2021.

---

### **RURAL DEVELOPMENT DEPARTMENT Mahatma Gandhi National Rural Employment Guarantee Scheme (MGNREGS)**

**7.17** An amount of ₹ 580 crore has been spent for generating 143.26 lakh persondays, 55.57 lakh persondays for scheduled castes and 66.69 lakh

persondays for women in the rural areas of the State under this Scheme (upto December, 2020). Due to commendable achievements under MGNREGS, the Ministry of Rural Development, Govt. of India has increased the labour budget during the year 2020-21 from 100 lakh



persondays to 146 lakh persondays on dated 05.01.2021 for the 1<sup>st</sup> time in the State since the inception of the scheme. An outlay of ₹ 450 crore has been proposed for the material and Administrative as Centre (75%) and State (25%) Share for the Annual Plan 2021-22.

#### **Vidhayak Adarsh Gram Yojana**

**7.18** Under the Vidhayak Adarsh Gram Yojana, an amount of ₹ 80.93 crore has been released for the year 2020-21 upto December, 2020 to the 55 MLAs and an outlay of ₹ 180.20 crore has been proposed as State share for the year 2021-22.

#### **Shyama Prasad Mukherji Rurban Mission**

**7.19** Under the Shyama Prasad Mukherji Rurban Mission, to provide urban amenities in the identified 150 villages of 10 clusters during the last 5 years, an amount of ₹ 200 crore has been sanctioned for the year 2020-21 (upto December, 2020) and 35 works have been completed. An outlay of ₹ 200 crore has been proposed as Centre & State share for the year 2021-22 under this scheme.

#### **Pradhan Mantri Krishi Sinchayee Yojana**

**7.20** Pradhan Mantri Krishi Sinchayee Yojana is being implemented in 13 districts of the State. An amount of ₹ 14.70 crore has been incurred on various activities in these Watershed Projects during 2020-21 upto December, 2020. An outlay of ₹ 60 crore has been proposed as Centre & State share for the year 2021-22.

#### **Deen Dayal Antyodaya Yojana (NRLM)**

**7.21** Under the scheme, a number of 3,027 new SHGs have been promoted and revolving fund of ₹ 5.54 crore given to 5,541 SHGs. Similarly, Community investment funds of ₹ 21.92 crore were given to 4,384 SHGs and an amount of

₹ 51 crore has been spent during the year 2020-21 (upto December, 2020).

#### **Start-up Village Entrepreneurship Programme (SVEP)**

**7.22** The overall objective of Start-up Village Entrepreneurship Programme (SVEP) is to help rural poor youth to start and support rural enterprises. A number of 1,610 enterprises have been promoted during the year 2020-21 and 4 blocks have been included for the intensive implementation of the programme. An amount of ₹ 8.06 crore has been spent during the year 2020-21 (upto Dec., 2020).

#### **Deen Dyal Antyodaya Yojana (NRLM) and Start-up Village Entrepreneurship Programme (SVEP)**

**7.23** An amount of ₹ 160 crore has been proposed as Centre & State share for Annual Plan 2021-22 under Deen Dyal Antyodaya Yojana (NRLM) and Start-up Village Entrepreneurship Programme (SVEP).

#### **Member of Parliament Local Area Development Scheme (MPLADS)**

**7.24** Member of Parliament Local Area Development Scheme (MPLADS) has been launched by GoI from 23 December, 1993. The GoI provides to each M.P. An amount of ₹ 5 crore per annum for the development works under this scheme. The Ministry of Statistics & Programme implementation has informed vide letter dated 08.04.2020 that the Central Govt. has decided not to operate the MPLAD scheme for two years i.e. during the financial year 2020-21 and 2021-22 due to COVID-19.

#### **Pradhan Mantri Jan Vikas Karyakram (PMJVK)**

**7.25** Pradhan Mantri Jan Vikas Karyakram is being implemented in 15 blocks of 7 districts namely Sirsa (Odhan,

Dabwali, Baragudha Ellenabad), Mewat (Nuh, Ferozepur Jhirka, Nagina, Punhana), Yamuna Nagar (Chhachhrauli), Kurukshetra (Pehowa), Kaithal (Guhla, Siwan), Fatehabad (Ratia, Jakhal) & Palwal (Hathin) and with minority population of 25% and above. An amount

of ₹ 2.51 crore has been spent during the year 2020-21 (upto December, 2020). An outlay of ₹ 30 crore as Centre and State share has been proposed for the financial year 2021-22. Scheme-wise detail of the expenditure is given in **Table 7.1**

**Table 7.1- Scheme-wise Expenditure incurred**

(₹ in Lakh)

Sr. No.	Name of the Scheme	Expenditure				
		2016-17	2017-18	2018-19	2019-20	2020-21 (up to Dec.,2020)
1	MGNREGS	32509.00	19323	36703	38795.28	58000
2	IAYPMAY-G	6397.00	10534	4467	6202.41	1172
3	NRLM	1148.00	956	3257	6255.00	4396
4	IWMP	1016.00	1202	2259	2320.00	1470
5	MPLADS	2117.61	1901	4645	2766.00	0
6	VAGY	0.00	0	0	0.00	11745
7	RUBAN	0.00	0	0	1107.70	22124

Source: Rural Development Department, Haryana.

## URBAN LOCAL BODIES

**7.26** Urban Local Bodies are important institutions of self-governance, providing physical infrastructure and civic amenities in urban areas. Haryana's steady transformation into a predominantly urban society is now a demographic, economic and political reality. With over 35% people living in urban areas, The State is one of the highly urbanized states in the Indian Union. As with any urbanized and industrialized economy, the urban centres are the hubs of activities and growth. With improved connectivity across the State, the growth pattern is of a contiguous urban growth along major corridors resulting in the diminishing rural-urban division. The impact of such a clustered growth along the corridors is the pressure on the urban local bodies to respond to the challenge of urban growth and service delivery and will be a challenge in the years to come. Thus, its urban population increased from 24.6 %

in 1991 to 28.93 % in the year 2001 and to 34.8% in the year 2011.

**7.27** Urban Local Bodies Department provides basic services to urban population in the entire State through Urban Local Bodies (ULBs) as per the provisions of Municipal Corporation Act, 1994/ Municipal Act, 1973. At present, there are 89 municipalities in the State consisting of 11 municipal corporations, 22 municipal councils and 56 municipal committees.

**7.28** The budget provision of the Urban Local Bodies Department has enhanced significantly from the previous years, during current financial year 2020-21, a sum of ₹ 6,982.53 crore has been earmarked in the state budget to lay emphasis on creation and up-gradation of Urban Infrastructure.

### Swachh Bharat Mission

**7.29** To achieve the objectives of Swachh Bharat Mission, Govt. of Haryana has committed to provide Quality

Sanitary Services to the Community. Under Swachh Bharat Mission 66,251 (93%) Individual Household Latrine (IHHL) has been constructed against the revised target of 71,000 IHHLs. A number of 4,057 (99%) community toilet (CTs) seats have been constructed against the target of 4,081 seats and 6,872 (109%) public toilet (PTs) seats have been constructed against the target of 6,313 seats.

- Haryana has secured 2nd position in Best Performing State under the category of less than 100 ULBs in Swachh Survekshan, 2020.
- Municipal Council Charkhi Dadri has awarded 1st rank for Fastest Mover City in North Zone in the category of cities 50,000 to 1 lakh population in Swachh Survekshan- 2020.
- Municipal Corporation Karnal and Rohtak have been awarded for three stars and one star rating for Garbage Free Cities, respectively during Swachh Survekshan, 2020.
- Ministry of Housing and Urban Affairs (MoHUA), Govt. of India has certified Gurugram, Karnal, Rohtak, Ambala, Gannour, Panchkula, Yamuna Nagar, Panipat, Gharaunda, Rewari, Sampla, Hisar & Radaur as ODF++ and Sonapat, Bahadurgarh, Jhajjar, Taraori, Thanesar, Narnaul, Meham, Bawani Khera, Jind, Kalanaur, Charkhi-Dadri, Beri, Kaithal, Indri and Nilokheri as ODF+.
- Municipal Corporation, Faridabad secured 38<sup>th</sup> position in Swachh Survekshan, 2020 in the category of cities >10 lakh population against the previous national rank 227<sup>th</sup> in Swachh Survekshan-2019.
- Swachh Survekshan, 2020 has been conducted by the Ministry of Housing

and Urban Affairs from 4<sup>th</sup> January, 2020 to 31<sup>st</sup> January, 2020. All the Urban Local Bodies of Haryana State have actively participated in the Swachh Survekshan-2020. MoHUA declared the results of Swachh Survekshan-2020 on 20.08.2020. Total 4 urban local bodies of Haryana amongst the top 100 best performing ULBs in the category of cities 1 lakh to 10 lakh population namely municipal corporation, Karnal secured 17<sup>th</sup> national rank against the previous 24<sup>th</sup> position in Swachh Survekshan-2019, municipal corporation (Rohtak) secured 35<sup>th</sup> national rank against the previous 69<sup>th</sup> Rank in Swachh Survekshan -2019, municipal coporation (Panchkula) secured 56<sup>th</sup> national rank against the previous ranking of 71<sup>st</sup> in Swachh Survekshan-2019, municipal corporation (Gurugram) secured 62<sup>nd</sup> national rank against the earlier ranking of 83<sup>rd</sup> in Swachh Survekshan- 2019.

#### **7.30 Municipal Corporation, Gurugram was awarded-**

- SKOCH-2020 Order of Semi Finalist award for Mobile Composting Solution.
- SKOCH-2020 Order of Semi Finalist award for Control of Dengue in Urban Areas of Gurugram.
- SKOCH-2020 Order of Semi Finalist award for Composting by the Community/Municipality.
- The GoI has released ₹ 186 crore and State Govt. has also released ₹ 177.29 crore as its share till date under this program.

#### **Solid Waste Management-(SWM)**

**7.31** All the ULBs of Haryana have been divided into 13 Clusters (earlier there were 14 clusters) for Integrated Solid Waste Management (Door to Door

Collection, Transportation, Processing and Disposal). A number of 2 Clusters are Waste to Energy based, out of 13 Clusters i.e. Gurugram-Faridabad & Sonapat-Panipat work stand allotted & in progress and remaining are Open Technology (waste to compost, RDF, Bio-methanation, waste to energy etc.) based.

- The Projects have already been awarded for 2 Waste to Energy Cluster i.e. Gurugram-Fatehabad & Sonapat-Panipat. The work on both clusters is in progress, Door to Door collection is being done in 100% wards, 95% secondary collection & the transportation of waste is being done in both the clusters. The construction of Plant & SLF has been started as the Environment Clearance has been obtained.
- In the earlier approach 4 projects were Waste to Energy and other 10 projects were for Waste to Compost. In several times, tenders were called but could not be finalized due to non-participation of Bidders.
- Now, the department has restructured the clusters and kept the Bidders free to choose any technology for the processing of waste. The same proposal was kept before the COSI for consideration in the meeting dated 08.07.2020 and the same was recommended by them for approval to the Sub-Cabinet Committee on Infrastructure (CCI) for approval being PPP Projects
- In the meeting of CCI held on 21.10.2020 under the chairmanship of Chief Minister, the Committee agreed and approved the recommendations of COSI in the meeting dated 08.07.2020 and decided that the ULB department will go ahead and call the tenders for

the 4 clusters in the first phase with the existing project area in the RFP and simultaneously invites the tenders for the same 4 clusters by adding/ including the Panchayats of the districts under the project area. After getting the response of the Bidders and the tipping fees, either of 2 bids will be selected by the Department of ULB for grant of concession as per efficiency, economy and viability.

- In compliance of the directions issued in the meeting of CCI on 24.11.2020 a meeting under the Chairpersonship of ACS, ULB was convened with PS Development and Panchayat Department in which PS DP was requested to submit the proposal consisting of details of panchayats, land parcels for secondary collection from group of village etc which is proposed to be incorporated in the existing project areas of the ISWM Clusters of ULB Department. After receipt of the same details the RFP documents shall be prepared and tenders will be invited for the clusters of First Phase as per the directions of CCI.
- All the MCs have been directed to start the 100 % processing of the fresh waste generated within their limits by Processing Pits, Windrow Composting etc. They have been directed to mandatorily collect the segregated waste from the household in all cases where the door to door collection of waste is either being done by outsourcing the service or by MC employees. Penalty provisions have also been made for collection of unsegregated waste from the waste generators.

## **Atal Mission of Rejuvenation and Urban Transformation (AMRUT)**

**7.32** Atal Mission for Rejuvenation & Urban Transformation (AMRUT) Project commenced in 2015 and proposed to be completed in March, 2020. MoHUA, GoI. has extended the time period of this mission upto March, 2021. Haryana Urban Infrastructural Development Board (HUIDB) is designated as Nodal Agency for implementation of AMRUT Project. The GoI has approved the State Annual Action Plan (SAAP) for AMRUT project for the State for amounting to ₹ 2,565.74 crore. Following, a number of 18 Urban Local Bodies have been included in AMRUT Mission.

### **Progress**

**7.33** The funds amounting to ₹ 1,336.85 crore have been received from GoI and GoH till date 46 nos. The detailed progress report with capital cost worth ₹ 2,695.79 crore have been approved by SHPSC & SLTC. Against these 46 nos. of DPR, 54 no. DNITs have been prepared and approved by SLTC with capital cost worth ₹ 2,313.21 crore. 51 works having capital cost ₹ 2,781.80 crore have been approved by SLTC in its various meetings and are in progress. The Physical progress of works is about 60% and expenditure amounting to ₹ 1,279.04 crore has been incurred till date.

## **Services of Sewerage, Water Supply & Drainage in Municipal Corporations**

**7.34** The Services of Water Supply, Sewerage and Storm Water Drainage are being looked after by Municipal Corporation, Faridabad since 1979 and by Municipal Corporation, Gurugram since 2013. During the meeting held on 22.06.2017 under the chairpersonship of Chief Minister, it was decided that the services of water supply, sewerage and

storm water drainage will be transferred to remaining 8 municipal corporation in due course of time but before the completion of the AMRUT Project. In compliance of this decision, the services of water supply, sewerage and storm water drainage were taken over by MC Sonapat and Karnal w.e.f. 16.09.2018 in first phase. Finance Department has accorded approval for opening of new scheme i.e. "Services of Sewerage, Water Supply and Drainage in Municipal Corporations." During the current FY 2020-21, a provision of ₹ 168 crore has been made in the State budget. Out of this, Finance Department has granted its concurrence for release of a sum of ₹ 53.15 crore to MC Karnal and Sonapat (₹ 3,113 lakh to MC Karnal + ₹ 2,202 lakh to MC Sonapat).

### **Smart City**

**7.35** The Smart City Mission launched by Ministry of Urban Development (MoUD), GoI is operational as a Centrally Sponsored Scheme (CSS) and the Central Govt. proposes to give financial support to the Mission by providing ₹ 100 crore per city per year for period of 5 years. The same amount by the State Govt. is being made to Smart City in the form of State Share. According to the terms of the Ministry of Urban Development, 2 cities namely, Faridabad and Karnal are to be developed as smart cities in Haryana by the State. Faridabad was selected on 21.05.2016 under Fast Track Smart Cities and Karnal was selected as Smart City in the third round on 28.06.2017.

### **Faridabad Smart City**

**7.36** Special Purpose Vehicle namely Faridabad Smart City Limited, established on 20.09.2016 which was got registered under the Companies Act, 2013. Chief Executive Officer was first

appointed on 19.10.2016 and Project Management Consultant (PMC) was appointed on 19.05.2017.

- An amount of ₹ 392 crore consisting of ₹ 196 crore Govt. of India share and ₹ 196 crore as State share has been released to Faridabad Smart City Limited.
- The Smart City Proposal of Faridabad Smart City Limited comprises of 2 components viz. Area Based Development proposals and Pan City Proposals.
- There are total 46 projects under the Faridabad Smart City Limited with total cost of ₹ 1,505.61 crore.

#### **Achievements**

**7.37** Out of 46 projects, 4 projects worth ₹ 162.10 crore have been completed. A total of 13 projects worth a total of ₹ 435.95 crore are under execution and will be completed by 2021. While DPRs of 3 projects worth ₹ 33.13 crore have been approved and the Details of Project Report (DPRs) 26 projects amounting to ₹ 874.03 crore are in the phase of preparation and the projects are likely to be completed by 2021-22.

#### **Karnal Smart City**

**7.38** The Special Purpose Vehicle for the Karnal Smart City incorporated constituted on 01.08.2017, which was got registered under the Companies Act 2013. Chief Executive Officer was first appointed on 26.08.2017 and Project Management Consultant (PMC) was appointed on 01.10.2018.

- An amount of ₹ 120 crore has been released to Karnal Smart City Limited, out of which ₹ 60 crore has been released by the State share and ₹ 60 crore has been released by the Centre share.
- The Smart City Proposal of Municipal Corporation, Karnal comprises of 2

components viz. area based development proposals and pan city proposals.

- There are total 82 projects under the Karnal Smart City Limited with total cost of ₹ 1,547.36 crore.

#### **Achievements**

**7.39** Out of approved 82 projects, 6 projects of ₹ 16.27 crore have been completed. A total of 18 projects worth a total of ₹ 171.08 crore are under execution and will be completed by 2021. While DPRs of 10 projects worth ₹ 137.19 crore have been approved and the Details of Project Report (DPRs) 48 project amounting to ₹ 1,222.82 crore are in the phase of preparation and the projects are likely to be completed by 2021-22.

#### **Mera Sheher Sarvottam Sheher Yojana**

**7.40** During the State budget speech of financial year 2020-21 by the Chief Minister, a scheme was announced 'Mera Sheher Sarvottam Sheher Yojana' by allocating ₹ 1,000 crore. This scheme envisages providing a launch pad to all Urban Local Bodies to participate in an emerging urban challenge while obtaining financial benefit from the State. The State Govt. has already earmarked ₹ 200 crore in financial year 2020 for initiating the scheme. The department of Urban Local Bodies has prepared the draft guidelines submitted to the Govt. for consideration and approval.

#### **Mukhya Mantri Smagr Shehri Vikas Yojana**

**7.41** The Chief Minister made an announcement during the State budget speech of financial year 2020-21 for the new scheme namely Mukhya Mantri Smagr Shehri Vikas Yojana. This scheme envisages to provide water supply, sewage, septic, storm water drainage, green spaces and park, community center, street lights,

road street, night shelters, community and public toilet, solid waste management (SWM), shifting of milk dairies (SMD), construction of building for municipal office, construction and management of cattle pond of stray animal and any other work assigned to ULB by Chief Minister through Chief Minister announcement. During the current financial year 2020-21, a provision of ₹ 500 crore has been made in the State budget. Out of this, an amount of ₹ 172.95 crore has been released to various municipalities for development works in the State.

### **Jagmag Seher Scheme**

**7.42** During the budget speech of financial year 2020-21, Chief Minister made an announcement of new scheme namely Jagmag Sehar. The Govt. has accorded the approval to the scheme guidelines and draft RFP prepared for appointment of PMC (A PSU Company) for implementation of the project of replacement of conventional street lights with energy efficient street lights in Haryana State. The work has been assigned to M/S Rajasthan Electronics and Instruments Limited (An ISO 9001:2015 and 14001:2015 “Mini Ratna” Central Public Sector Enterprise), after following the due procedure. The scheme will be applicable in the Urban areas for infrastructure development through provision for installation of new energy efficient LED lights on urban roads/streets, replacement of all existing conventional street lights with Energy efficient LED lights, Energy metering and Upgradation of existing street light infrastructure. Budgetary provision of ₹ 50 crore has been made under the said Scheme.

## **Online Citizen Services**

### **a) SARAL Portal**

**7.43** ULB department has launched 135 services online on SARAL Portal; major services launched are: birth & death, marriage registration, building plan approval, fire services, water & sewer connection & billing and various business licenses.

- Major upcoming services:
  - Change of Land Use
  - Advertisement
- Major services planned:
  - Right of way
  - Rent & lease
  - Burial/Burning ground

### **b) Human Resource Management System (HRMS)**

- Department is in process of implying online human resource management system for all the ULBs of the State.
- NIC online application is being used by the Department and the process has been started by the department and is likely to be completed by the end of February, 2020.

#### **Advantages**

- The Service record including details of service book for all the employees of ULBs would be available on the online HRMS portal in digitized format
- The HRMS application would ensure complete automation of human resource management lifecycle—from hire to retire, within Municipalities across the State to improve overall productivity of the deployed workforce
- Leave Management, Attendance Management, ACR, Transfers & Postings, Promotions etc. will be done online.

- Data of posts filled and vacant will be available to Head Office which will help in studying the staffing in all ULBs.

#### **Websites for all the Municipalities**

**7.44** Websites of all the ULBs are being developed by Head Office duly integrated with the website of the department in content management system.

- Websites of all the ULBs including Head Office is under security audit and will be launched after receiving security audit certificate.
- All the websites will be hosted on NIC cloud which will be managed by Head Office.

#### **Advantages**

- All the online services will be delivered through web portals.
- All the information/instructions/notifications/orders etc which will be published by Head Office will automatically will be displayed on the websites of all the ULBs.
- Will reduce the expenditure of ULBs for managing the cost of operation and maintenance of individual websites, cost of hosting website on clouds.

#### **Works Management System**

**7.45** Major modules developed are project definition, estimate preparation and approval, administrative and budget approval, technical sanction, vendor registration, work allocation, e-measurement book, bills processing.

- Development of all modules was undertaken by in-house IT Cell and pilot has been completed at 8 municipalities for functionality feedbacks.

- System is currently under security audit and will be launched after security audit is completed.

#### **Advantages**

- There will be complete data, approvals, payments of all the ULBs at single platform.
- Will increase transparency and monitoring of utilization of funds.
- Paper less work which will save time for approvals.
- Online monitoring of progress of work by the Head Office.
- History of development works of the roads, buildings, parks etc. will be automatically created for the purpose of minor and major repairs.

#### **7.46 GIS-based Property Tax Survey**

- Centralized GIS based property tax survey in all the ULBs of the State has been started on 04.10.2018.
- Property survey is being carried out using high resolution drone imagery or satellite imagery as base map for highest geo-accuracy and accurate plot dimensions.
- Every house would have a Unique Property ID (House Numbering).
- Survey of properties across all the ULBs is under progress which is likely to be completed till 31.01.2021. Till date survey of 36,65,240 properties has been completed as per the details given below:-

ULBs falling in Division	No. of properties surveyed
Hisar	577310
Faridabad	662810
Rohtak	616068
Karnal	534673
Ambala	687677
Gurugram	586702
<b>Total</b>	<b>3665240</b>



### **Advantages**

- Data of properties in urban areas will be hosted at NIC cloud which will be managed by Head Office.
- Monitoring of ULBs for the collection of property tax by ULBs.
- Will help in accessing impact of rebates.
- The system will result in enhancing the property based tax revenues by 30-40% as compared to the existing revenue.
- All the properties will be Geo-tagged which will be helpful for planning and day-to-day developmental work.
- Online availability of data will help the citizens to view their property tax, can self assess the property tax, make online payments.
- It will lead to transparency and speedy disposal of collection of property tax.
- Data will lead to assess the scale of ULBs and further will lead to evaluate the impact analysis of the policies from time to time.

### **Accrual based Double Entry Accounting System**

**7.47** Department is in process of shifting from cash based accounting to integrated accrual-based (Double Entry accounting) Financial Management System across all municipalities of the State to improve efficiency in revenue collection and budget planning.\*RFP for the selection of agency for the development of online application has already been invited and is under process. RFP for the selection of CA firms has already been invited and is under process.\*By the end of May, 2020 the department will shift from cash based

accounting to integrated accrual-based (Double Entry accounting) Financial Management System across all municipalities of the State.

### **Advantages**

- There will be online mechanism of recording all types of transactions ULB-wise.
- It will show the accurate financial performance and financial position of ULBs.
- The system will enable participatory budgeting for ULBs to prioritize its investments.
- ULBs will be in the position to float municipal bonds on the basis of their credit rating.
- Balance sheet will be generated on real time basis.
- Data for all the assets of the ULBs will be entered in the accrual-based (Double Entry accounting) system which is not available in ULBs currently.
- All the ULBs will be having uniform budgeting heads.

### **Central Finance Commission (CFC)**

**7.48** During the financial year 2019-20, a budget provision of ₹ 972 crore was made, out of which ₹ 730.11 crore has been released. During the current financial year 2020-21, a budget provision ₹ 609 crore has been made and ₹ 304.50 crore released.

### **State Finance Commission (SFC)**

**7.49** During the financial year 2019-20, a budget provision of ₹ 936.42 crore was made and whole amount was released to the municipalities. During the current financial year 2020-21, a budget provision ₹ 1,493 crore has been made and ₹ 1,343.70 crore released.

## **STATE URBAN DEVELOPMENT AUTHORITY**

### **Pradhan Mantri Awas Yojana- Urban**

**7.50** The objective of the scheme is to assist the beneficiaries of Economically Weaker Section (EWS) and Low Income Group (LIG) categories of urban areas in new construction/ purchase or up-gradation/enhancement of existing house for their use. In view of the weak financial position of urban poor, the State Govt. has decided to provide financial assistance upto ₹ 1 lakh for the construction of new house/flat (except Enhancement DUs) apart from Central assistance upto ₹ 1.50 lakh per house/dwelling unit.

**7.51** In a demand survey 3,61,365 applications were received and after validations of demand, the detailed project report of 2,48,657 beneficiaries (BLC 67,411 DUs+ AHP 1,80,879 DUs+ ISSR 367 DUs) involving financial assistance of ₹ 5,880.72 crore (Central share ₹ 3,612.34 crore and State share ₹ 2268.38 crore) have been approved/ accepted by State and Central Govts.

**7.52** Upto 30.11.2020, under Beneficiary Led Construction (BLC) vertical, 52,774 beneficiaries have been geo-tagged, 32,651 houses have been approved. 2,000 EWS DUs have been completed and 12,841 EWS DUs are in progress. All the 67,411 EWS houses under BLC vertical are expected to be completed by 31.03.2021.

**7.53** The GoI has released ₹ 350.71 crore to the State and State has further released ₹ 317.54 crore to the ULBs. The ULBs have disbursed subsidy of ₹ 161.28 crore to eligible beneficiaries through Direct Benefit Transfer (DBT-PFMS). There is a provision of ₹ 255 crore for PMAY-U in State Budget 2020-21.

## **Deen Dayal Antyodaya Yojana (NULM)**

**7.54** The objective of the scheme is to reduce poverty and vulnerability of the urban poor households by enabling them to access gainful self-employment and skilled wage employment opportunities, resulting in an appreciable improvement in their livelihoods on a sustainable basis, through building strong grassroots level institutions of the poor. The mission would aim at providing shelters equipped with essential services to the urban homeless in a phased manner. In addition, the mission would also address livelihood concerns of the urban street vendors by facilitating access to suitable spaces, institutional credit, social security and skills to the urban street vendors for accessing emerging market opportunities.

**7.55** Upto 30.11.2020, survey for the identification of urban street vendors have been completed in 84 ULBs wherein 1,02,687 street vendors have been identified. Permanent Town Vending Committee in 8 ULBs and Provisional Town Vending Committees (Provisional) in 72 ULBs have been constituted. The TVCs of 84 ULBs have approved the lists of 66,896 street vendors. 78 ULBs have issued 44,077 Provisional Certificates of Vending (PCoVs). Apart from PCoVs, 24 ULBs have issued 7,553 SMART ID cards to street vendors. Survey conducted for identification of urban homeless families, wherein 11,543 urban homeless families constituting 19,015 Urban Homeless population have been identified in the State. 142 permanent/temporary night shelters/porta cabins are operational in different Towns. Apart from above, by associating, M/s Hindustan Prefab Ltd. (A GoI Undertaking), more 26 Pre- fabricated Shelters have been

constructed, which have also been made interest subsidized bank loan to 2,754 Individual beneficiaries and 35 Group beneficiaries. 4,528 Self Help Groups (SHGs) and 14 Area Level Federation (ALFs) have been formed and Revolving Fund provided to 2,571 SHGs. 227 SHGs have been provided interest subsidized bank loan under credit linkage. A number of 24,865 candidates provided skill training and 1,887 candidates are under training. A number of 19,933 candidates have been certified and 7,957 candidates have provided placement/self employment.

#### **PM-Street Vendor's Atma Nirbhar (PM- SVA Nidhi)**

**7.56** Provisional Town Vending Committees have been constituted in 72 ULBs/Towns and permanent Town Vending Committees have been constituted in 8 ULBs/Towns and TVC constitution in newly formed eight ULBs is in process. The survey for identification of street vendors have been conducted in 84 ULBs wherein 1,02,687 street vendors have been identified. The TVCs of 84 ULBs have approved the lists of 66,896 street vendors. 78 ULBs have issued 44,077 Provisional Certificates of Vending (PCoVs). Apart from PCoVs, 24 ULBs have 7,553 issued SMART ID cards to

operational. The Banks have sanctioned street vendors. As on date, 32,970 online loan applications have been submitted and banks have picked up 24,671 loan applications, sanctioned 14,419 loan cases and disbursed 9,840 loan cases. GoI will provide 7% interest subsidy.

#### **Strengthening of Fire Services**

**7.57** There are 98 fire stations in the State. A number of 16 fire stations were opened from the year 2014. The 2,779 posts of various categories have been created by the Govt. for newly created Directorate of Fire Service, Haryana. The 530 Fire officers/officials are working on regular basis and 1,408 firemen and fire drivers working on outsource basis were also taken on pay roll. The 332 fire vehicles and 102 motor cycles with fire equipment and 7 Tata Xenon vehicles are available in the various fire stations. The fabrication of 14 small fire vehicles is in process. The 250 Nos. of chassis and fabrication of fire vehicles for procurement supply order is given by Director, supply and disposal Haryana, Panchkula to concerned firms. The 4 hydraulic platforms of 32 mtrs. Height, 4 turn table ladders of 55 mtrs. height and 1 hydraulic platform of 101 mtrs. height are also in the process for procurement.

---

### **HOUSING**

**7.58** Housing Board Haryana since its inception in the year 1971 has constructed 96,961 houses of different categories up to 31.12.2020, out of which 72,739 houses are meant for BPL/EWS and LIG categories of the society.

**7.59** During the period of the present Govt., 1,274 houses have been completed and ₹ 50.16 crore has been spent on construction of houses w.e.f. 27.10.2019 to 31.12.2020.

**7.60** The construction of 5,238 houses of different categories is in progress at different stations, out of which 751 houses are for EWS category, 4,124 houses for BPL & EWS families and 363 houses for serving and Ex-Defence and Paramilitary Personnel of Haryana. Out of 5,238 flats which are under construction, 4,684 flats will be completed in the year 2021-22. The construction of 1,037 houses have been completed w.e.f. 01.04.2020 to 31.12.2020.

**7.61** The expenditure of ₹ 31.64 crore has been incurred on construction of houses from 01.04.2020 to 31.12.2020.

**7.62** Housing Board, Haryana will start construction of about 20,000 EWS houses at Sirsa, Hisar, Fatehabad, Jhajjar, Chrkhi Dadri, Yamuna Nagar, Safidon, Gohana, Dharuhera, Sonapat, Faridabad, Palwal, Ratia, Bahadurgarh, Gurugram, Kurukshetra, Gharaunda, Panipat, Narwana & Rohtak under PMAY (U).

**7.63** Housing Board, Haryana will start construction of 1,027 of Type-A &

1,164 Type-B category houses at Panchkula, Faridabad, Rewari and Gurugram for Serving & Ex-Defence and Paramilitary Personnel in the year 2021-22, out of proposed flats of 2,089 Type-A & 1,929 Type-B category houses at Panchkula, Faridabad, Jhajjar, Rohtak, Rewari, Mahendergarh and Gurugram for Serving & Ex-Defence and Paramilitary Personel in the year 2021-22.

\*\*\*

## SOCIAL SECTOR

---

*Human development with increased social welfare and well being of the people is the ultimate objective of development planning. In any developing and emerging economy Social Sector plays a significant role.*

### WELFARE OF SCHEDULED CASTES/BACKWARD CLASSES

**8.2** The Govt. of Haryana is fully committed to promote the Welfare of Scheduled Castes and Backward Classes by implementing various schemes for their socio-economic and educational upliftment. Haryana Safai Karamchari Aayog has started functioning for the welfare of sanitation workers in the State.

#### **Mukhya Mantri Viwah Shagun Yojana**

**8.3** Under the “Mukhya Mantri Viwah Shagun Yojana” financial assistance ranging from ₹ 11,000 to ₹ 51,000 is being provided to various categories of persons, such as BPL Scheduled Castes/Denotified Tribes/Tapriwas Jatis, other economically disadvantaged sections, widows and destitute women and sportswomen on the occasion of their own or their daughter’s marriage. An amount of ₹ 51,000 assistance for mass marriage is also provided under this scheme. An amount of ₹ 51,000 assistance for Divyangjan is provided under this scheme if both of spous are disabled and ₹ 31,000 assistance of those, if one of spous is disabled. An amount of ₹ 9,894.89 lakh has been spent on 29,498 marriages during the year 2019-20. A provision of ₹ 11,000 lakh has

been made for the year 2020-21, out of which ₹ 5,031.38 lakh have been spent on 15,479 marriages upto 30.11.2020.

#### **Dr. B.R. Ambedkar Awas Navinikaran Yojana**

**8.4** A subsidy of ₹ 50,000 is provided to the persons of Scheduled Castes, Vimukt, Ghumantu and Tapriwas Jatis living below poverty line for the repair of their house under “Dr. B.R. Ambedkar Awas Navinikaran Yojana”. An amount of ₹ 4,283 lakh has been spent on 8,566 beneficiaries during the year 2019-20. A provision of ₹ 5,000 lakh has been made for the year 2020-21 out of which, ₹ 918.50 lakh have been spent on 1,837 beneficiaries up to 30.11.2020.

#### **Dr. Ambedkar Medhavi Chhatra Yojana**

**8.5** To encourage meritorious Scheduled Caste Students, Scholarships ranging from ₹ 8,000 to 12,000 p.a. is provided under Dr. Ambedkar Medhavi Chhatra Yojana in class 11<sup>th</sup>, 1<sup>st</sup> year of Graduation and 1<sup>st</sup> year of Post-Graduation courses. Scholarship is also provided to BC students of Matric class on the basis of their percentage score. For this purpose, an amount of ₹ 3,488.19 lakh has been spent on 43,292 students during the year 2019-20. A provision of

₹ 4,000 lakh has been made for the year 2020-21 out of which ₹ 638.32 lakh have been spent on 7,500 students up to 30.11.2020.

#### **Mukhyamantri Samajik Samrasta Antarjatiya Vivah Shagun Yojana**

**8.6** Under the scheme of Mukhyamantri Samajik Samrasta Antarjatiya Vivah Shagun Yojana marriage with a Scheduled Caste is encouraged. In all the cases where a non Scheduled Castes person marries a Scheduled Castes person provides an incentive of ₹ 2.50 lakh is provided to the married couple, out of which ₹ 1.25 lakh are transferred to bank account of the couple and rest of the amount of ₹ 1.25 lakh is deposited in the joint bank account of the couple for 3 years of lock in period. Under the scheme, an amount of ₹ 648.18 lakh has been spent on 435 couples during the year 2019-20. A provision of ₹ 1,400 lakh has been made for the year 2020-21, out of which ₹ 263.13 lakh have been spent on 154 couples upto 30.11.2020.

#### **Free Coaching For Aspirants**

**8.7** Free coaching is being provided to aspirants from SCs and BCs to prepare themselves for various competitive and entrance examinations such as Civil Services Exams, Banking/ Railway/SSC/HTET/CGL and NEET/JEE etc. through reputed institutions with income upto 2.5 lakh per annum. An amount of ₹ 324.09 lakh has been spent on 692 candidates during the year 2019-20. A provision of ₹ 1,900 lakh has been made for the year 2020-21 and payment of ₹ 225.03 lakh have been spent

on 692 candidates for the last year 2019-20 coaching.

#### **Post Matric Scholarship Scheme for Scheduled Caste students**

**8.8** Scheduled Caste students studying in the Post Matric Classes are awarded with Scholarship under the Govt. of India's Post Matric Scholarship to Scheduled Castes students Scheme maintenance allowance ranging from ₹ 230 to ₹ 1,200 p.m. is paid. Besides this, compulsory non- refundable fees are also reimbursed to the students, provided their annual family income should be less than ₹ 2.50 lakh. An amount of ₹ 3,029.88 lakh has been spent on 27,995 candidates during the year 2019-20. A provision of ₹ 14,230.80 lakh has been made for the year 2020-21, out of which ₹ 4,148.27 lakh has been spent on 39,521 students upto 30.11.2020.

#### **Post Matric Scholarship Scheme for Other Backward Classes Students**

**8.9** Other Backward Classes Students studying in the Post Matric Classes are awarded with Scholarship under the Govt's Post Matric Scholarship Scheme for Other Backward Classes Students Scheme maintenance allowance ranging from ₹ 160 to ₹ 750 p.m. is paid. An amount of ₹ 85.64 lakh has been spent on 6,079 candidates during the year 2019-20. A provision of ₹ 500 lakh has been made for the year 2020-21, out of which ₹ 211.78 lakh has been spent on 14,230 students upto 30.11.2020. All major schemes are being implemented through online mode for rapid disbursement of funds to the beneficiaries.

---

#### **HSCFDC**

**8.10** The main objective of the Haryana Scheduled Castes Finance and

Development Corporation is to undertake the tasks of socio-economic upliftment of the Scheduled Castes in the State. At

present, the Corporation is implementing three types of schemes, namely: Bank tie-up schemes, Schemes in collaboration with National Scheduled Castes Finance & Development Corporation (NSFDC), Schemes in collaboration with National Safai Karamcharis Finance and Development Corporation (NSKFDC).

**8.11** As per guidelines issued by the GoI, the Corporation provides loan/benefit to only those identified Scheduled Castes families whose annual family income does not exceed ₹ 49,000 in rural areas and ₹ 60,000 in urban areas and his/her name should figure in BPL survey list for various bank assisted income generating schemes such as dairy farming, sheep rearing, animal driven carts, leather and leather goods making, kiriyana shop, atta chakki, carpentry, cyber café, photography and auto rickshaw etc. In case of National Scheduled Castes Finance and Development Corporation (NSFDC) assisted schemes, the income ceiling is 50% of the beneficiaries having annual family income upto ₹ 1.50 lakh and balance 50% of the beneficiaries having annual family income above ₹ 1.50 lakh and ₹ 3 lakh both in rural & urban areas. There is no income limit under NSKFDC scheme, only occupation is criteria for eligibility.

#### **Bank Tie-up Scheme**

**8.12** Under this scheme, the Corporation provides financial assistance for various bankable income generating schemes costing upto ₹ 1.50 lakh. The Corporation provides subsidy @ 50% (subsidy to maximum ₹ 10,000) and margin money @ 10% of the project cost

and balance amount is provided by the bank.

#### **Scheme in collaboration with NSFDC** **8.13**

The corporation follows the unit cost as approved by NSFDC under various schemes. The NSFDC, HSCFDC and beneficiaries contribute towards the scheme in the ratio approved by NSFDC. However, the share of the corporation is upto 10% of the approved unit cost. In case of NSFDC assisted scheme, the Corporation provides subsidy in BPL cases @ 50% of the project cost. The maximum amount of subsidy is ₹ 10,000.

#### **Scheme in collaboration with NSKFDC** **8.14**

The corporation follows the unit cost as approved by NSKFDC under various schemes. The NSKFDC, HSCFDC and beneficiaries contribute towards the scheme in the ratio approved by NSKFDC. However, the share of the Corporation is upto 10% of the approved unit cost. There is no provision of subsidy under NSKFDC scheme.

**8.15** During the year 2020-21, the Corporation will assist 8,000 families for various income generating schemes by providing them financial assistance of ₹ 7,678.90 lakh including ₹ 2,037.15 lakh as subsidy. The Corporation has assisted 1,904 beneficiaries by providing them financial assistance of ₹ 1,265.20 lakh including ₹ 115.34 lakh as subsidy for various self employment schemes during the year 2020-21. The programme/ scheme-wise physical and financial achievements for the year 2018-19 to 2020-21 are given in **Table 8.1**.

**Table 8.1-Programme/Scheme-wise Physical and Financial Achievements for the year 2018-19 to 2020-21**

Name of Programme/ Scheme	2018-19		2019-20		2020-21 (Dec. 2020)	
	Physical	Financial (₹ in lakh)	Physical	Financial (₹ in lakh)	Physical	Financial (₹ in lakh)
<b>1. Agricultural &amp; Allied Sector</b>						
i) Dairy farming	2579	1411.18	1750	959.58	727	412.31
ii) Poultry farming	1	0.50	1	1.00	0	0.00
iii) Sheep rearing	80	66.80	60	49.50	13	10.50
iv) Piggery farming	33	20.20	27	16.70	19	11.90
v) Jhota Buggi/Camel/ Cart/M.Cart, etc.	6	4.60	6	4.60	4	2.90
vi) Bee Keeping	1	1.50	1	0.70	0	0.00
<b>2. Industrial Sector</b>	40	34.45	48	35.90	28	23.60
<b>3. Trade and Business Sector</b>	1262	988.05	1110	835.98	512	397.54
<b>4. Professional &amp; Self employment sector</b>						
i) E- Rickshaw	5	6.60	1	1.40	0	0.00
ii) Legal Profession	4	5.40	1	1.00	0	0.00
iii) Photography	1	1.00	0	0.00	0	0.00
<b>5. NSFDC assisted Schemes(LVY)</b>	82	231.50	254	636.40	586	387.00
<b>6.NSKFDC assisted Schemes</b>	34	29.15	30	31.50	15	19.45
<b>Total</b>	<b>4128</b>	<b>2800.93</b>	<b>3289</b>	<b>2574.26</b>	<b>1904</b>	<b>1265.20</b>

Source: Haryana Scheduled Casts Finance & Development Corporation.

## **HARYANA BACKWARD CLASSES & ECONOMICALLY WEAKER SECTIONS KALYAN NIGAM**

**8.16** Haryana Backward Classes & Economically Weaker Sections Kalyan Nigam provides loan to the Backward Classes, Minority Communities and Persons with Disabilities for self employment in various income generating schemes, with the collaboration of National Corporations on low rate of interest. During the financial year

2020-21. The Nigam proposed the target to disburse loan of ₹ 25 crore to 5,000 persons of Backward Classes, ₹ 15 crore to 3,000 persons of Minority Communities and ₹ 10 crore to 2,000 persons with Disabilities. The Nigam has disbursed loans amounting ₹ 5.24 crore to 652 persons of Backward Classes, ₹ 4.32 crore to 459 persons of Minority Communities and ₹ 7.22 crore to 738 persons with disabilities during the current financial (upto 30.11.2020).

## **SOCIAL JUSTICE & EMPOWERMENT Old Age Samman Allowance Scheme**

**8.17** To provide social security to old persons who are unable to sustain themselves from their own sources and

are in need of financial assistance, Old Age Pension Scheme was initially started w.e.f. 01.04.1964 during joint Punjab. The rate of pension, which was ₹ 15 per month at beginning of this scheme was enhanced from time to time. The



Haryana Govt. implemented this scheme w.e.f. 01.11.1966 and 2,382 beneficiaries were paid pension of a total amount of ₹ 24,680. The old age pension scheme was liberalized in 1987 w.e.f. 17.06.1987 @ ₹ 100 per month for those people who were in the age of 65 years or more.

**8.18** The State Govt. further liberalized the scheme and introduced “Old Age Pension Scheme-1991”, now renamed as “Old Age Samman Allowance Scheme”. The scheme came into operation from 1<sup>st</sup> July, 1991. The age of eligibility was reduced from 65 years to 60 years. The person must be domicile and resident of Haryana State and his/her income from all source together with that of his/her spouse does not exceed ₹ 2 lakh per annum.

**8.19** The aim of this scheme is to ensure benefit of old age allowance to the needy and in particular the poorer sections of the society such as agricultural labourers, rural artisans, SCs/BCs, small/marginal farmers etc. From 1991 to October, 1999 pension @ ₹ 100 per month was given which was increased to ₹ 200 w.e.f. November, 1999 and further enhanced to ₹ 300 per month w.e.f. November, 2004, ₹ 500 to ₹ 700 per month w.e.f. 1<sup>st</sup> March, 2009, ₹ 1,000 per month w.e.f. 01.01.2014, ₹ 1,200 per month w.e.f. 01.01.2015. The rates of Old Age Samman allowance

have been increased to ₹ 1,400 per month w.e.f. 01.01.2016, ₹ 1,600 per month w.e.f. 01.11.2016, ₹ 1,800 per month w.e.f. 01.11.2017, ₹ 2,000 per month w.e.f. 01.11.2018 and 2,250 per month w.e.f. 01.01.2020. An amount of ₹ 4,007.17 crore has been spent for the year 2019-20. An amount of ₹ 4,920 crore was allocated, out of which ₹ 2,703.52 crore has been spent for the year 2020-21 upto 31.10.2020. Year-wise status of beneficiaries & expenditure incurred under Old Age Samman Allowance Scheme is given in **Table 8.2.**

### **Haryana Pension to Widows and Destitute Women Scheme**

**8.20** The Haryana Pension to Widows and Destitute Women Scheme was introduced in the year 1980-81. The aim of the scheme is to provide social security to women who are unable to sustain themselves from their own resources and are in need of financial assistance. The rate of pension, which was ₹ 50 per month, at the beginning of the scheme, was enhanced from time to time. The rate of pension was increased to ₹ 1,000 per month w.e.f. 01.01.2014. The rate of pension was increased to ₹ 1,200 per month w.e.f. 01.01.2015. The Govt. has increased the rates under the scheme to ₹ 1,400 per month per beneficiary w.e.f. 01.01.2016, ₹ 1,600 w.e.f. 01.11.2016, ₹ 1,800 w.e.f.

**Table 8.2-Year-wise status of beneficiaries & expenditure incurred under Old Age Samman Allowance Scheme, Pension to widows & Destitue Women Scheme and Divyang Pension Scheme (₹ in crore)**

Year	Old Age Samman Allowance Scheme		Pension to widows & Destitute Women Scheme		Divyang Pension Scheme	
	No. of beneficiaries	Expenditure incurred	No. of beneficiaries	Expenditure incurred	No. of beneficiaries	Expenditure incurred
2015-16	1419026	2065.01	610321	875.16	141462	203.73
2016-17	1439020	2518.25	632691	1101.46	144226	252.43
2017-18	1512436	2965.55	666808	1305.77	151932	296.78
2018-19	1569616	3479.01	695455	1540.44	160433	352.94
2019-20	1701761	4007.17	734463	1714.69	171922	406.43
2020-21 (upto 31.10.20)	1714090	2703.52	738847	1196.04	172477	272.19

Source: Social Justice and Empowerment Department, Haryana.

01.11.2017, ₹ 2,000 w.e.f.01.11.2018 and ₹ 2,250 w.e.f.01.01.2020. An amount of ₹ 1,870 crore was allocated, out of which ₹ 1,196.04 crore has been spent for the year 2020-21 (upto 31.10.2020). Year-wise status of beneficiaries & expenditure incurred under Pension to widows & Destitute Women Scheme is given in **Table 8.2**.

### **Haryana Divyang Pension Scheme**

**8.21** To provide social security to Disabled Persons, the scheme called Haryana Disabled Persons Pension Schemes was introduced in the year 1981-82. The aim of the scheme is to provide social security to disabled persons who are unable to sustain themselves from their own resources and are in need of financial assistance from the State. The rate of pension, which was ₹ 50 per month at the beginning of the scheme, was enhanced to ₹ 300 per month from 01.11.1999. The Govt. has enhanced pension to 100% Disabled Persons from ₹ 300 to ₹ 600 per month w.e.f. 01.1.2006 and further, w.e.f. 01.03.2009 the rates of pension were enhanced to ₹ 500 for 70% divyang and ₹ 750 for 100% divyang. The rate of pension has been increased to ₹ 1,000 per month for all categories w.e.f. 01.01.2014, to ₹ 1,200 per month. w.e.f. 01.01.2015. The Govt. has increased the rates under the scheme to ₹ 1,400 per month per beneficiary w.e.f. 01.01.2016, ₹ 1,600 w.e.f. 01.11.2016, ₹ 1,800 w.e.f. 01.11.2017, ₹ 2,000 w.e.f. 01.11.2018 and ₹ 2,250 w.e.f. 01.01.2020. An amount of ₹ 440 crore was allotted, out of which ₹ 272.19 crore has been spent for the year 2020-21 upto 31.10.2020. Year-wise status of beneficiaries & expenditure incurred under Divyang Pension Scheme is given in **Table 8.2**.

### **Ladli Social Security Allowance Scheme**

**8.22** The scheme is on the pattern of Old Age Allowance Scheme for the families having only girl child/children started from 1<sup>st</sup> January, 2006. Initially ₹ 300 per month per family was given. The enrolment of families under this scheme commences from the 45<sup>th</sup> birthday of the mother or the father i.e. for 15 years. In case of the death of either of the parent, the surviving parent will get this. The Govt. has enhanced the rate of allowance from ₹ 300 per month to ₹ 500 per month w.e.f. 01.04.2007, ₹ 1,000 per month. w.e.f. 01.04.2014, ₹ 1,200 per month. w.e.f. 01.01.2015. The Govt. has increased the rates under the scheme to ₹ 1,400 per month per beneficiary w.e.f. 01.01.2016, ₹ 1,600 w.e.f. 01.11.2016, ₹ 1,800 w.e.f. 01.11.2017, ₹ 2,000 w.e.f. 01.11.2018 and ₹ 2,250 w.e.f. 01.01.2020. An amount of ₹ 110 crore was allocated, out of which ₹ 68.30 crore has been spent for the year 2020-21 upto 31.10.2020. Year-wise status of beneficiaries & expenditure incurred under Ladli Social Security Allowance Scheme is given in **Table 8.3**.

### **Financial Assistance to Destitute Children Scheme**

**8.23** This is a State Scheme under which parents/guardians of the children upto the age of 21 years who are deprived due to various reasons as per scheme is provided financial assistance, initially @ ₹ 200 per month per child w.e.f. 01.03.2009 subject to maximum for two children of one family as per eligibility criteria laid down in the scheme. The rate of pension under this scheme is ₹ 500 per month per child from

**Table 8.3-Year-wise status of beneficiaries & expenditure incurred under Ladli Social Security Allowance Scheme and Financial Assistance to Destitute Children Scheme**

(₹ in Crore)

Year	Ladli Social Security Allowance Scheme		Financial Assistance to Destitute Children Scheme	
	No. of beneficiaries	Expenditure incurred	No. of beneficiaries	Expenditure incurred
2015-16	27988	40.80	162111	101.49
2016-17	29765	51.23	183687	123.04
2017-18	32718	62.77	205023	182.99
2018-19	37350	79.11	133739	251.70
2019-20	42486	96.76	144985	310.51
2020-21 (upto 31.10.2020)	44402	68.30	144210	222.29

Source: Social Justice and Empowerment Department, Haryana.

January, 2014, ₹ 700 w.e.f. 01.11.2016, ₹ 900 w.e.f. 01.11.2017, ₹ 1,100 w.e.f. 01.11.2018 and ₹ 1,350 w.e.f. 01.01.2020. An amount of ₹ 321 crore was allocated, out of which ₹ 222.29 crore has been spent for the year 2020-21 upto 31.10.2020. Year-wise status of beneficiaries & expenditure incurred under Financial Assistance to Destitute Children Scheme is given in **Table 8.3.**

#### **National Family Benefit Scheme**

**8.24** This is a centrally sponsored scheme. Under the scheme, an amount of ₹ 20,000 is given as compensation if the death of a “Primary breadwinner” (male or female) has occurred while he or she is in the age group of 18 to 60 years. i.e. more than 18 years of age and less than

60 years of age. Under this scheme, only BPL families are being covered. An amount of ₹ 9 crore was allocated, out of which ₹ 3.46 crore has been spent for the year 2020-21 (upto 31.10.2020).

#### **Financial Assistance to Women and Girls Acid Attack Victims**

**8.25** A Scheme namely Financial assistance to Women and Girls Acid Attack Victims has been implemented by Social Justice & Empowerment Department, Haryana under which any woman or girls victims facing acid attack residing in the Haryana State is eligible for financial benefits in this scheme. An amount of ₹ 22 lakh was allocated, out of which ₹ 4.57 lakh has been spent for the year 2020-21 upto 31.10.2020.

#### **WELFARE OF FREEDOM FIGHTERS**

**8.26** The State Samman Pension of Freedom Fighters/their Widows of Haryana State has been increased from ₹ 20,000 to ₹ 25,000 per month (including fixed medical allowance at the rate of ₹ 750 per month) w.e.f. 01.04.2014. After death of Freedom Fighters and their spouse, the State Samman Pension will be transferred further to their unmarried unemployed

daughters and disabled unmarried unemployed sons with 75% disability. If there are more than one eligible children, they will get proportionate share in the pension. In addition to Samman Pension, some other schemes/facilities have also been extended to the Freedom Fighters/their Widows and their dependents which are as under:-

- On the death of Freedom Fighter of the State, funeral expenses amount has

been enhanced from ₹ 1,500 to ₹ 5,000 w.e.f. 03.07.2009.

- Financial assistance to the Haryana State Freedom Fighters/INA personnel and their widows for the marriage of their daughters, grand daughters and

dependent sisters has been increased from ₹ 21,000 to ₹ 51,000 w.e.f 20.8.2009 in each case even though more than one marriage is solemnized in a year.

## WELFARE OF DEFENCE PERSONNEL

**8.27** The State Govt. is committed for the welfare of Defence Personnel, Ex-Defence Personnel and their families in recognition to the services and supreme sacrifices made by them. It is a matter of pride that every 10<sup>th</sup> soldier in the country belongs to Haryana State. The State Govt. is providing One Time Cash Award to Gallantry Award Winners. The amount of Cash Awards being paid to Gallantry Award Winners (War Time and Peace Time) is given in **Table 8.4.**

**8.28** The State Govt. is also providing the Annuity to Gallantry Award Winners prior to 05.10.2007. The

amount of Annuity being paid to Gallantry Award Winners is given in **Table 8.5.**

**8.29** The State Govt. is also providing various types of Financial Assistance to all Defence Forces personnel's. The amount of financial assistance being paid is given in **Table 8.6.**

**8.30** The amount of financial assistance to all Defence Force Personal is also paid by State Govt. and is given in **Table 8.7.**

**8.31** The State Govt. is providing incentives to Sena Medal, Distinguished Service/Devotion to duty awardees of the Defence Forces personnel is given in **Table 8. 8.**

**Table 8.4- One Time Cash Award to Gallantry Award Winners**

(Amount in ₹)		
Sr. No.	WAR TIME GALLANTRY AWARD	One Time Cash Award
1	Paramvir Chakra	2,00,00,000
2	Mahavir Chakra	1,00,00,000
3	Vir Chakra	50,00,000
4	Sena /Nao/Vayu Sena Medal (Gallantry)	21,00,000
5	Mention-in-Despatches (Gallantry)	10,00,000
	<b>PEACE TIME GALLANTRY AWARD</b>	
1	Ashok Chakra	1,00,00,000
2	Kirti Chakra	51,00,000
3	Shaurya Chakra	31,00,000
4	Sena /Nao/Vayu Sena Medal (Gallantry)	10,00,000
5	Mention-in-Despatches (Gallantry)	7,50,000

Source: Sainik and Ardh Sainik Welfare Department, Haryana.

**Table 8.5- Annuity to Gallantry Award Winners**

(Amount in ₹)		
Sr. No.	Gallantry Award	Annuity
1	Paramvir Chakra	3,00,000
2	Ashok Chakra	2,50,000
3	Mahavir Chakra	2,25,000
4	Kirti Chakra	1,75,000
5	Vir Chakra	1,25,000
6	Shaurya Chakra	1,00,000
7	Sena /Nao/Vayu Sena Medal (Gallantry)	50,000
8	Mention-in-Despatches (Gallantry)	30,000

Source: Sainik and Ardh Sainik Welfare Department, Haryana.

**Table 8.6 -Financial Assistance to Defence Forces Personnel's**

(Amount in ₹)		
Sr.No.	Defence Forces Personnel	Financial Assistance as on 01.11.2020
1	F.A. to widows of ESM and ESM of above 60 yrs age (Annual increase of ₹ 400 per year/every year) and FA to WW II veterans and their Widows	4,600 10,000
2	F.A. to Para/Tetra Hemi Plegic ESM (Annual increase of ₹ 400 per year/every year)	4,600
3	F.A. to Orphan Children of ESM (Annual increase of ₹ 400 per year/every year)	4,600
4	F.A. to Disabled ESM (Annual increase of ₹ 400 per year/every year)	4,600
5	F.A. to Blind ESM (Annual increase of ₹ 400 per year/every year)	4,600
6	Grant-in-Aid to RIMC and F.A. to cadets/Gentlemen Cadets for undertaking the training successfully at NDA/OTS/IMA Naval and Air Force Academy and any other Defence Academy of National Status	50,000 1,00,000
7	F.A. to war widows of Defence Forces Personnel's in addition to Family Pension already getting from GOI (Annual increase of ₹ 400 per year/every year)	4,600

Source: Sainik and Ardh Sainik Welfare Department, Haryana.

**Table 8.7- Financial Assistance to All Defence Forces Personnel's**

(Amount in ₹)		
Sr. No.	Name of Award	One Time Cash Award
1	Sarvotam Yudh Seva Medal	7,00,000
2	Uttam Yudh Seva Medal	4,00,000
3	Yudh Seva Medal	2,00,000
4	Param Vishist Seva Medal	6,50,000
5	Ati Vishist Seva Medal	3,25,000
6	Vishist Seva Medal	1,25,000

Source: Sainik and Ardh Sainik Welfare Department, Haryana.

**Table 8.8- Incentives to Sena Medal Awardees of the Defence Forces**

(Amount in ₹)

Sr. No.	Name of Award	One Time Cash Award	Annuity
1	Sena Medal Distinguished Service/Devotion to duty who got the award on or after 31.03.2008 and before 19.02.2014	34,000	3,500
2	Sena Medal, Distinguished Service/Devotion to duty who got the award on or after 19.02.2014	1,75,000	-

Source: Sainik and Ardh Sainik Welfare Department, Haryana.

**Table 8.9- Monetary Allowance/Pension to the Pre-Independence Gallantry Award Winners and their Widows**

(Amount in ₹)

Sr. No.	Name of Award	Monetary Allowance/ Pension
1	Victoria Cross	15,000
2	Military Cross	10,000
3	Military Medal	5,000
4	Indian Order of Merit	3,000
5	Indian Distinguished Service Medal	2,000
6	Mention-in-Despatches (only Pre-Independence Gallantry Awardees)	2,000

Source: Sainik and Ardh Sainik Welfare Department, Haryana.

**8.32** The State Govt. provides Monetary Allowance/Pension to the Pre-independence Gallantry Award Winners and their Widows is given in **Table 8.9**.

**8.33** The State Govt. is providing One Time Cash Award to Gallantry Award Winners to Para Military Forces and Police Personnel. The amount of Cash Awards being paid to Gallantry Award Winners is given in **Table 8.10**.

**Table 8.10- One Time Cash Award to Gallantry Award Winners to Para Military Forces and Police Personnel**

(Amount in ₹)

Sr. No.	Gallantry Award	One Time Cash Award
1	Ashok Chakra	17,00,000
2	Kirti Chakra	10,00,000
3	Shaurya Chakra	7,00,000
4	Sena Medal (Gallantry)	3,50,000
5	Police Medal (Gallantry)	1,50,000

Source: Sainik and Ardh Sainik Welfare Department, Haryana.

**8.34** The State Govt. is providing Govt. service of Class-II, Class-III and IV category to any one dependent of the Martyrs of Defence Forces Personnel on ex-gratia basis. In addition, the State Govt. is also providing the Ex-gratia Grant to the martyrs.

**8.35** The grant of ex-gratia is admissible under the policy/instructions shall be given in all cases of Battle Casualty, as declared by the Defence Authorities, irrespective of any operation or any specified area of operation as notified by GoI, which occurred on or

after 24.03.2016. The amount of ex-gratia grant is ₹ 50 lakh and in case of disability, the amount is ₹ 5 lakh to ₹ 15 lakh depending upon the percentage of disability due to War, Militant, I.E.D., blast battle casualties in operational area or specific area of operation as notified by Govt. of India. This amount will be in addition to the financial assistance given by the GoI.

**8.36** The State Govt. is also providing the Ex-gratia grant to the member of Central Para Military Forces (CPMF) who die in harness or are disabled in the performance of their bonafide official duties while serving in operational area in war or under terrorist/militant attack. The amount of Ex-gratia is ₹ 50 lakh and in case of disability, the amount of ₹ 15 lakh to ₹ 35 lakh depending upon the percentage of disability during Natural Calamities, Elections, Rescue Operations, Internal Security Duty etc.

### **8.37 Noteable Achievements**

- **Conduct of Recruitment Rallies:** An amount of ₹10 lakh is given to district administrations for the conduct of recruitment rallies. Rallies will be held at Ambala, Yamuna Nagar, Palwal, Faridabad and Hisar Cantt.
- **Ex-gratia jobs to dependent of battle casualties:** A total number of 27 Jobs have been given to next of kin of battle casualties during 2020-21.
- **Recruitment of Staff:** Substantial progress was made in filling the manpower gap in the department.

- Accordingly, 38 posts of various categories have been sanctioned in the department by finance department and the case file for recruitment/appointment on the 38 posts is under process.
- **Encouraging Apprenticeship:** The Headquarter and all districts have registered themselves at their respective it is for engagement of apprentices.
- **Strategic/Long term vision department in the interest of all round development of the people of Haryana:** For ESM welfare, the department plans to construct integrated Sainik Sadans in 7 districts. Intergrated complex includes the Zila Sainik Board Office, Sainik rest House, Ex-Servicemen Contributory Health Scheme Clinic (ECHS), Canteen (CSD) and a common hall with a lift and a ramp.
- To encourage enlistment in Defence Forces the department intends to set up NDA/Tech Jobs training academies.
- **Encouraging enlistment in defence forces:** Award of ₹ 1 lakh for child who gets admission in Rashtriya Indian Military College (RIMC) and financial assistance of ₹ 1 lakh to Cadets/Gentlemen Cadets for undertaking the training successfully.
- **Department website:** The Website of the department has been launched.

## **EMPLOYMENT**

**8.38** The Employment Department facilitates unemployed youth in getting jobs by registering them on the employment exchange, provides useful guidance by way of talks, mentorship and training to job seekers. Job fairs are organized to bring employers and job-seekers on the same platform to accommodate job seekers into Private Sector and employment data is collected from establishments in the organized sector.

### **Rozgar Portal**

**8.39** To create a unified online platform for all potentially employable candidates, who were distributed across databases of various departments, the Department of Employment has launched a Rozgar Portal (<http://rozgar.hrex.gov.in>) on 15.07.2020. The unique profiles of employment and education history of the candidates are being created to expand the scope of their employment linkage. To provide gainful job opportunities to the youth of Haryana in the private sector, a data of total 38,46,601 candidates has already been ported on the Rozgar Portal which has been collected from various Govt. departments, institutions, ITIs, HSSC, Universities etc.

**8.40** The department has enabled access for the Rozgar Portal to third party job aggregators and job platforms, which source jobs in bulk from other employers. A total of 14,357 employers and 21 aggregators have been boarded on the Rozgar Portal so far. These job aggregators and employers source relevant and gainful job opportunities for the youth of Haryana. Till 31<sup>st</sup> December, 2020

a total of 14,685 candidates have been linked with employment opportunities in the private sector.

**8.41** A dedicated call centre has also been established since 15.07.2020 to outreach candidates for data enrichment and information dissemination about relevant job opportunities. To connect the youth of Haryana with the gainful employment opportunities 3,56,874 calls have been made till 31.12.2020 through Call Center since its inception.

**8.42** The department of Employment, Haryana, under MoU with a foundation is providing free online coaching to 50,000 meritorious candidates of Haryana for competitive exams such as, Staff Selection Commission, Private Sector Banks, Indian Railways as well as Central Paramilitary Forces.

### **Educated Youth Allowance and Honorarium Scheme**

**8.43** The Govt. of Haryana recognizes the importance of providing dignity to our youth and engaging them constructively in gainful assignments. Accordingly, the Government launched the Educated Youth Allowance and Honorarium Scheme-2016 popularly known as Saksham Yuva Scheme on 1<sup>st</sup> November, 2016 on the occasion of Haryana Swarn Jyanti to provide unemployment allowance and honorarium to the eligible post-graduate youth of Haryana in lieu of 100 hours of honorary work. Later, the scheme has been extended to include registered science, engineering, science equivalent and commerce graduates, arts graduate of the State. The 10+2 pass applicants have also



been included in the scheme from August, 2019. Under the scheme, ₹ 3,000, ₹ 1500 and ₹ 900 are given as unemployment allowance to post graduates, graduates and 10+2 pass applicants, respectively and ₹ 6,000 for honorary assignment to eligible registered Post-Graduate (PG), graduate (G) and 10+2 pass applicants. Under the scheme, total 2,23,752 (31,340 for Post Graduate-65,069 for Graduate and 1,27,343 for 10+2 pass) applications have been currently approved till 31<sup>st</sup> December, 2020. By now, ₹ 610.45 crore and ₹ 480.46 crore have been disbursed as unemployment allowance and honorarium respectively. The Skill Training has been provided to 14,710 Saksham Yuva under the scheme through Haryana Skill Development Mission Placement cell.

#### **Saksham Yuva Placement Cell**

**8.44** Saksham Yuva Placement Cell has been established in Directorate office to create special employment and skill opportunities for them. The department implements the Unemployment Allowance Scheme for 10+2 or above applicants not covered under Saksham Yuva Scheme. From April, 2019 to September, 2020, an amount of ₹ 33.32 crore has been disbursed as unemployment allowance to 26,592 applicants in their Aadhar seeded/linked bank accounts.

#### **Job Seekers**

**8.45** Total 8,81,679 Job Seekers as on 31.12.2020 have been registered on the departmental portal [www.hrex.gov.in](http://www.hrex.gov.in) and 2,816 persons have been placed against notified vacancies under CNV Act, 1959.

**8.46** The department of employment has targeted to hold 100 Job Fairs per year across the state to facilitate the youth with abundant employment opportunities in private sector, making it mandatory for District Employment Exchanges to conduct at least one job fair or placement drive per quarter in each District of the State. COVID-19 lockdown situation posed great difficulties in organizing physical job fairs hence, the department has swiftly shifted to online job fair. An online job fair module has been operationalized on the departmental portal [hrex.gov.in](http://hrex.gov.in).

#### **Job Fairs/placement Drives**

**8.47** During the period October, 2014 to March, 2020 a total 44,185 unemployed youth placed in private sector since 01.04.2020 to 30.09.2020, a total of 36 job fairs/placement drives have been organized. The Department has endeavored to provide its 8 services online on Saral Portal. The department is providing online services through its portal, [www.hrex.gov.in](http://www.hrex.gov.in) and [www.hreyahs.gov.in](http://www.hreyahs.gov.in) and <https://rozgar.hrex.gov.in>

#### **Vocational Guidance**

**8.48** Vocational Guidance is an important tool through which youth are educated for personality development. These talks also provide information about job opportunities. Vocational Guidance has been provided to 2,49,071 applicants through 6,577 career talks till December, 2020.

#### **Model Career Centre**

**8.49** Model Career Centre has been established at Hisar in 2015 under 100% centrally Sponsored Scheme with the aim to empower youth with essential attitude and skill set to attain

their career goals. MCC Hisar has registered 4,847 job seekers on NCS portal, conducted 492 psychological tests and organized 55 job fairs in which total 14,704 applicants participated, out of which 1,347 applicants were placed in private sector. MCC has organized 78 vocational guidance programmes in various colleges in Hisar in which total 9,473 applicants participated.

## **Inter linking of Employment Exchanges**

**8.50** Interlinking of employment exchanges with NCS Portal is a mission project of GoI under which grant of ₹ 267 lakh has been sanctioned to Govt. of Haryana for interlinking of employment exchanges with NCS Portal. The total budget for the Financial Year 2020-21 is ₹ 421.36 crore.

---

## **LABOUR WELFARE**

**8.51** The main functions of the Labour Department, Haryana is to maintain Industrial Peace and Harmony in the State and to ensure Safety, Health and Welfare of the workers.

### **Minimum Wages**

**8.52** The Department is fully aware of economic needs of workers. In this regard, the rates of minimum wages are fixed or revised from time to time. The rates of minimum wages of the unskilled workers in the State have been revised at the rate of ₹ 7,600 per month on 01.11.2015. At present, the rates of minimum wages w.e.f. 01.07.2020 in the categories of namely: Unskilled, Semi Skilled (A), Semi Skilled (B), Skilled (A), Skilled (B) and Highly Skilled are ₹ 9,458.20, ₹ 9,931.08, ₹ 10,427.62, ₹ 10,909.01, ₹ 11,496.47 and ₹ 12,071.29 per month, respectively.

### **Punjab Shops & Commercial Establishment Act, 1958**

**8.53** To encourage employment of women in the Information Technology and IT enabled industries in the State, permission under Punjab Shops and Commercial Establishments Act, 1958 have been relaxed for women to work in night shifts with mandatory mechanism for adequate protection during working

hours and for employers to take full responsibility for the security and transportation of their women employees. 25 establishments have been granted exemptions u/s 30 of the said Act and 5,459 women employees have been benefited during the period 01.04.2020 to 30.11.2020.

### **Industrial Disputes Act, 1947**

**8.54** As per Industrial Disputes Act, 1947 a unit employing 100 or more workers must obtain permission of the Govt. before lay off, retrenchment of workers or closure of the unit. But in the new business environment, the industrial units need restructuring according to the various market pressures. Therefore, the amendment in the Act has been brought out and notified to raise the limit from 100 workers to 300 workers for requiring permission of the govt. before lay off, retrenchment of workers or closure of the unit. The compensation payable to the workers shall continue as per present law. This amendment will facilitate the industry employing upto 300 workers to restructure itself without delay and unnecessary formalities.

### **Payment of Wages Act, 1936**

**8.55** As per existing provisions of Payment of Wages Act, 1936, the monthly wages of workers have to be

paid in cash. In order to ensure the transfer of full payment of wages to the workers well in time, an amendment in the said law has been brought out and notified providing for direct transfer of wages in the bank accounts of the workers. This amendment will prevent illegal deductions and ensure timely payment of wages. Thus, the workers will be protected against exploitation in this regard.

### **The Contract Labour (Regulation and Abolition) Act, 1970**

**8.56** The Contract Labour (Regulation and Abolition) Act, 1970 provides for registration of principal employer and licensing of contractor if 20 or more workers are employed through contractors. The changing needs of the industry requires fluctuating strength of manpower, therefore, the amendment has been brought out to raise the limit of 20 workers to 50 workers. This will facilitate the industry to employ upto 50 workers through contractors without formality of registration and licensing.

### **Pardhan Mantri Sharam Yogi Maandhan Yojna (PMSYMY)**

**8.57** To ensure the welfare and social security of unorganized workers, the scheme of Pardhan Mantri Sharam Yogi Maandhan Yojna is being implemented vigorously in the State. The number of registrations in Haryana State under PMSYMY is at the top in the country.

### **Haryana State Employment of Local Candidates, Bill, 2020**

**8.58** To provide atleast 75% reservation in employment to the local candidates of Haryana in private employment under various companies, societies, trusts, limited liability

partnerships firms, partnership firm etc. situated in Haryana for last ten years, the Govt. has proposed a bill named as “The Haryana State Employment of local candidates, bill, 2020”.

### **Rehabilitation Centre for Destitute and Migrant Child Labour**

**8.59** In district Panipat, Faridabad and Yamunanagar 3 rehabilitation Centres were as established for destitute and migrant child labour. In the year 2016, on dated 26.11.2016 the rehabilitation centre Faridabad has been closed. Now, at present two rehabilitation centers are running in the district Panipat and Yamunanagar. In which free services are provided for accommodation, vocational education and food. For the financial year 2020-21, the State Govt. has sanctioned a budget of ₹ 80 lakh.

### **Auto-Renewal of Licences**

**8.60** In order to facilitate the Industrialists and in compliance of Business Action Plans (BAP) 2020, the Govt. made provisions that the licences under rule 29A of The Haryana Contract Labour (R&A) Rules, 1975 read with section 13(3) of the Contract Labour (R&A) Act, 1970; under rule 14 of The Haryana Inter State Migrant Workman Rules, 1981 read with section 9(3), 35 (2) (d) of the Inter State Migrant Workman (RE & CS) Act, 1979 and under rule 10 of the Punjab Factory Rules, 1952 read with the section 6 of the Factories Act, 1948 will be auto-renewed.

### **Amendment in Factories Act, 1948**

**8.61** In order to facilitate Small Scale Industries, Govt. of Haryana has brought out amendment to simplify the provisions laid down under the Factories Act, 1948. As per the amendment, the factory having less than 20 workers with the aid of power and less than 40 workers

without the aid of power has been exempted from the definition of Factories Act, 1948. The amendment provides for making the exemption orders for overtime work upto 150 instead of the prevailing provision of 75. The amendment gives further relief to the industries and provides for compounding of offences committed first time under various provisions of the Factories Act, instead of prosecuting them in the Court of law and exempt the industries for working of female employees during night shift.

#### **Amendment of Punjab Factory Rules**

**8.62** Various provisions have been simplified in order to facilitate the entrepreneurs/employers to comply with the provision relating to the safety, health and welfare of the workers. In the new rules, time limits of 45 days for grant, renewal of factory license and other various services to facilitate the entrepreneurs have been fixed.

#### **Transparent Inspection Policy**

**8.63** A new comprehensive transparent inspection policy had been introduced w.e.f. 01.01.2016 and the suggestions and statements of all stake holders had been sought. After incorporating the comments and the suggestions, the revised draft of Transparent Inspection Policy has been approved from the Govt. and the same has been uploaded on the Departmental Website. This scheme aims to regulate the implementation of statutory provisions under various labour laws in transparent and accountable manner through use of IT. This will not only simplify the business regulations but also protect the rights of workers in relation to their safety, health, welfare and also other conditions of employment in letter

& spirit as envisaged under the law. The Transparent Inspection Policy shall achieve the following objectives.

- To achieve the objective of simplifying business regulations.
- To regulate the implementation of statutory provisions under various labour laws in transparent and accountable manner through wide scale adoption of technology and innovation.
- To protect the rights of workers in relation to their safety, health and welfare as also other conditions of employment in the spirit and manner as envisaged in the law.
- To eliminate the arbitrariness and adhocism in the actions of inspecting authorities as also to curb the malpractices and harassment of the industrial and other establishments with a view to improve the ease of doing business.

#### **Exemption of low risk Factories from Labour compliance inspections under all Labour Laws**

**8.64** As a part of Ease of Doing Business and in compliance of the provisions of State Enterprise Promotion Policy, 2015, the following categories of factories shall be exempted from physical inspections under all labour laws.

- All the non-hazardous Factories having valid license/registration employing less than 50 workers who opted for Self Certification Scheme and has submitted the single return under various labour laws.
- Start-up establishments for a period of two years from the date of commencement of work/business.
- Establishment having no employee i.e. employing family members only.

- Any other Establishment specifically exempted by Govt. from time to time.
- Establishment under SEZ.

### **3<sup>rd</sup> Party Certification/Audit Scheme**

**8.65** The 3<sup>rd</sup> party inspection certification/audit scheme has been approved by Chief Minister, Haryana has been notified vide no.11/38/2016-4Lab dated 10-08-2016. This scheme aims to simplify the business regulations (Ease of Doing Business), to facilitate the entrepreneurs for making the compliance of the provisions of the Factories Act, 1948 and Rules framed there-under and to curtail the unnecessary visit of inspecting officers.

### **Self Certification Scheme**

**8.66** The Self Certification Scheme approved by Chief Minister, Haryana, has been notified vide no.11/39/2016-4 Lab dated 10-03-2016. This Scheme aims at making the employer or an entrepreneur a conscious and truthful citizen and law abiding person who is willing to take care of all interests of the workers and employees by following all the laws as applicable and enable the Department of Labour to effectively protect the interest of the workers as well as the employers and entrepreneurs and to create a friendly and safe environment and relationship between the employer and the employees.

### **Inspection under BOCW Act, 1996 & Factories Act, 1948**

**8.67** Under construction buildings have been inspected by the field officers under BOCW Act, 1996 and Factories have been inspected through online mode by the field officers under Factories Act, 1948. The safety of workers as well as their health is focused. The inspection report by the field officers is provided to

Headquarter and one month period is given to management for remove the violations. Three chances to the management are given by the head office for the personal hearing and they are warned to be alert in future and the management those who did not compliance the terms and conditions are prosecuted under BOCW Act, 1996 & Factories Act, 1948. Factory inspections as activated under Transparent Inspection Policy.

### **Budget:**

#### **(a) Budget under Non-Recurring Scheme for the year 2019-20**

**8.68** The current plan budget for the year 2019-20, an amount of ₹ 302 lakh, out of which expenditure to ₹ 264.09 lakh (87.44%) has incurred till March, 2020.

#### **(b) Budget under Non-Recurring Scheme for the year 2020-21**

The budget provision of ₹ 388.60 lakh was made by finance department for the year 2020-21 under Non-Recurring schemes, out of which expenditure amounting to ₹ 107.62 lakh (27.69%) incurred till October, 2020.

#### **(C) Proposed Budget under Non-Recurring Scheme for the year 2020-21**

The Non-Recurring budget proposal has to be sent to finance department for the year 2020-21 as per requirement.

### **Haryana Building & Other Construction Workers Welfare Board**

**8.69** Haryana Building & Other Construction Workers Welfare Board is providing following benefits like Maternity Benefit, Paternity Benefit, Financial Assistance for Education, Kanyadaan, Purchase of Tool, Mukhya Mantri Mahilla Nirman Shramik Samman Yojana, Sewing Machine,

Bicycle, Financial Assistance of Marriage of Children, Travelling Facility for Religious & Historical Places, Financial Assistance to Physically Disabled/Mentally Retarded Children of the Beneficiaries, Disability Pension, Coverage of Chronic Disease, Advance for Purchase of Construction of House, Family Pension, Death Scheme, Mukhya Mantri Samajik Suraksha Yojana, Funeral Assistance, Financial Assistance, Creche facility for the children of registered construction workers of the Board.

**8.70** During the financial year 2020-21 (upto 15<sup>th</sup> Oct. 2020), an amount of ₹ 155.95 crore have been collected as Cess, out of which an amount of ₹ 269.69 crore (including COVID-19 subsistence of ₹ 123.28 crore) has been spent for the welfare of registered construction workers and 1,28,347 number of benefits have been delivered. During the period, a number of 7,227 construction workers have been registered as member beneficiary of Board and 80,510 construction workers have been brought online from offline mode.

**8.71** During the financial year 2019-20, an amount of ₹ 285.56 crore have been collected as cess, out of which an amount of ₹ 313.81 crore (including COVID-19 subsistence of ₹ 31.40 crore) has been spent for the welfare of registered construction workers and 2,43,998 number of benefits have been delivered. During the period 19,209 construction workers have been registered as member beneficiary of board and 2,72,515 construction workers

have been brought online from offline mode and an amount of ₹ 154.68 crore have been distributed to 3,10,936 registered beneficiaries during the lockdown COVID-19.

### **Achievement of Haryana Labour Board**

**8.72** Various 22 welfare schemes are being run by the Haryana Labour Welfare Board and from 15.01.2019, 3 new schemes have been introduced (1) Shagun Yojana: Under this scheme, financial assistance is provided for marriage of worker and for his son, (2) Shramik Kalyan Yojana: Prize money is provided to the Managements who have recommended maximum number of workers for availing benefits of welfare schemes and (3) Coaching fee for Professional Coaching: For preparation of UPSC & HPSC during the period 01.04.2020 to 29.10.2020, an amount of ₹ 15.90 crore have been spent for 17,566 workers under various schemes. In order to ensure transparency and speedy disbursement of benefits under various schemes, entire data of 24,87,177 contributor workers are being captured on web portal hrylabour.gov.in. The benefits are being provided online under DBT. Due to online payments of benefits of schemes through DBT in Aadhaar Seeded Bank Accounts of Workers are being done. In addition to above, an amount of ₹ 9.27 crore has been spent under Haryana Silicosis Rehabilitation Policy. Year-wise amount disbursed to beneficiary workers by building & other construction workers welfare board is given in **Table 8.11.**

**Table 8.11- Year-wise amount disbursed to beneficiary workers by Labour Welfare Board**

Year	No. of Beneficiaries	Amount Disbursed (₹ in lakh )
2016-17	37461	3100.43
2017-18	27855	2331.75
2018-19	44288	3435.31
2019-20	113712	6571.58
2020-21	17663	2487.24

Source: Labour Department, Haryana.

## SPORTS AND YOUTH AFFAIRS

### Cash Award to Medal Winners

**8.73** The sports persons of Haryana have played a key role in country's upsurge in international sports arena in recent time. The sports persons have brought laurels to the country by performing well in sports at international level. For the financial year 2020-21, a provision of ₹ 60 crore has been made to provide the cash award to the players on the basis of their achievements in various tournaments. This cash award money will be transferred directly to the bank accounts of approximately 2,250 players.

### Sports Tournaments

**8.74** An amount of ₹ 1,99,675 has been given to District Sports Officer, Rewari for purchase of sports kits for the players of opening ceremony of Khel Mahakumb at Karnal for the year 2017-18 released in 2020-21.

**8.75** An amount of ₹ 11,12,630 has been given for food bills, videography and sports kits of the players for Khel Mahakumb at Kurukshetra for the year 2017-18 released in 2020-21. An amount of ₹ 1,01,320 has been provided to District Sports Officer, Palwal to organize the District level Akhara Competition from 4<sup>th</sup> to 5<sup>th</sup> March, 2020.

### Enhancement of Amount of Diet for the Players

**8.76** Due to lack of required nutritious diet among the players, the

performance is not upto the expected level. Realizing this fact, the Chief Minister has approved the enhancement in diet money for the players from ₹ 150 per day to ₹ 250 per day. Apart from this, the Sports Minister presided over a webinar with all the District Sports and Youth Welfare Officers, their Coaches and selected players in the month of October, 2020 in which famous Nutritionist explained how better nutritional value can play a significant role in the improvement of performance of the sports persons.

### Khelo India

**8.77** Khelo India Youth Games, 2020 (20 Games) were organized in Guwahati (Assam) from 9<sup>th</sup> January, 2020 to 22<sup>nd</sup> January, 2020. In which Haryana State under 17 and 21 age groups of 677 players has brought laurels to the state by achieving overall 2<sup>nd</sup> position in Medal tally. In the above games, the department has provided daily allowances to the players during the journey period and organized pre-coaching camps for practice of the players before competition who participated in this tournament on which an amount of ₹ 8.10 lakh were incurred. The GoI has announced that the Khelo India Youth Games-2021 will be hosted by the State of Haryana. This is not only honored the medal winner players of Haryana but also honor for state as well.

This could be possible only due to the able leadership of the Chief Minister and untiring efforts of Sports Minister. There will be 25 sports events including 5 indigenous games and more than 10,000 sportspersons and officials are expected to participate from all over the nation.

### **Sports Infrastructure**

**8.78** An amount of ₹ 12,28,471 on account of repair for VVIP stage, boundary wall, new construction of toilet block, paver block and steel sitting stand of Markandeshwar Hockey Stadium at Shahabad (M) in District Kurukshetra has been provided on 26.06.2020.

- An amount of ₹ 3,38,638 on account of repair for Rajiv Gandhi Khel Parisar, Village Ghogdipur and an amount of ₹ 2,46,669 for repair of Rajiv Gandhi Khel Parisar, Village Kalri Jagir, District Karnal has been provided to District Sports Officer, Kurukshetra.
- An amount of ₹ 50,000 on account of Markandeshwar Hockey Stadium, Shahabad and administrative building of daronachariya stadium, judo hall, management of electricity, water & cleaning of grounds of Yoga Bhavan has been provided to District Sports Officer, Kurukshetra.
- An amount of ₹ 1,56,127 on account of repair of Sports Stadium at Rajiv Gandhi Khel Parisar, Village Laharpur, Block Sadhaura, District Yamunanagar has been provided.

### **Purchase of Sports Equipments**

**8.79** A budget provision of ₹ 15 crore has been made for the purchase of sports equipment during the financial year 2020-21. The purchase of sports equipment worth ₹ 3.23 crore has already

been made for the remaining amount and tender process is in progress.

### **Sports Nursery and Sports Academy**

**8.80** A total 297 sports nurseries are running in government and private schools in the state during the financial year 2020-21. A sum of ₹ 2.09 crore has been sanctioned for scholarship to sports nursery players and ₹ 1.23 crore has been sanctioned for the honorarium to coaches engaged in sports nurseries.

### **Job Policy**

**8.81** Department has offered the jobs to 51 players on various posts such as Deputy Director Sports, Coaches, Junior Coaches etc. under the Haryana Outstanding Sportspersons (Recruitment and Conditions of Service) Rules, 2018.

### **Youth Programme sand Adventure Activities**

**8.82** District level youth festival has been organized in all Districts any two days between 03.10.2019 to 04.11.2019 in which 35,200 youths have participated and ₹ 38.66 lakh have been issued.

### **State Level Youth Festival**

**8.83** State level youth festival has organized from 4<sup>th</sup> to 6<sup>th</sup> January, 2020 at Yamuna Nagar, in which 650 participants have participated. For this Organization, financial sanction for an amount of ₹ 26.69 lakh has been issued.

**8.84** The balance amount of ₹ 88.44 lakh on account of organization of National Youth Mega Festival, Rohtak was transferred in the account of MDU, Rohtak.

- An amount of ₹ 5.95 lakh for selected 20 Youth/Youth Clubs of District and State Best Youth/Youth Club Awards have been issued.



- 7 days Mountain Terrain Biking Training cum Expedition for 8 camps were organized at Regional Water Sports Center, Pong Dam, Kangra (HP) from 20.01.2020 to 19.03.2020 in which 128 boys and girls participated on which an amount of ₹ 21.34 lakh were spent.

#### **One Youth Club in each Village**

**8.85** Department has initiated forming one youth club in each village of the State. At present, 4,632 youth clubs have been formed. These youth clubs will train and develop the team-spirit, social-awareness, leadership qualities

among the youths and also provide them an opportunity to participate in socially useful activities, adventure sports, social-works, youth festival etc. During the COVID-19, the Nehru Yuva Kendra Volunteers assisted the district administration in various social works for maintaining the social distancing, distribution of food packets, dry ration, water bottles, face mask and sanitizers etc.

#### **Budget**

**8.86** During the year 2020-21, the budget provision for the Sports & Youth Affairs Department is ₹ 394.09 crore.

### **TOURISM**

**8.87** Haryana Tourism has acquired a prominent place on the tourist map of the country for its outstanding contribution in the promotion of tourism. The main activity of the Tourism Department is to develop tourist infrastructure and promote tourism in the State. Haryana Tourism has set up a network of 44 Tourist Complexes named after birds along the highways across the whole of the State which are extremely popular among the tourists. Some of the Tourist Complexes are adjoining the Heritage Sites, Lakes, Bird Sanctuaries and Golf Courses. These resorts provide a wide range of tourist facilities such as hotels, serene motels, multi-cuisine restaurants, well stocked bars, fast food centres, health clubs, swanky conference facilities and recreational facilities like lakes for boating; picnic heights and children parks etc. and some of these resorts are spread over acres of land. The total availability of the accommodation with Haryana Tourism is at present 857 AC Rooms, 13 Dormitories and 56

Conference Halls/Multipurpose Halls/ Banquet Halls/Conventional Halls etc. Moreover, Haryana Tourism has 42 restaurants, 5 fast food centres and presently 31 Bars in various tourist complexes of Haryana Tourism. Haryana Tourism is also running 14 petrol pumps in the various complexes of Haryana Tourism. Haryana is the only State in which 5 institutes of hotel management affiliated with the National Council for Hotel Management & Catering Technology, Noida (set up by Ministry of Tourism, GoI) the apex body of hospitality education in country are functioning at Kurukshetra, Rohtak, Faridabad, Panipat & Yamunanagar.

#### **Krishna Circuit**

**8.88** The Ministry of Tourism, GoI has identified Kurukshetra under the krishna circuit to develop its tourism infrastructure to promote Kurukshetra as major tourist destination. Accordingly, the State Govt. has shortlisted development of Braham Sarovar, Jyotisar, Narkatri, Sanhit Sarovar, and development of city infrastructure of

Kurukshetra. A 3-D multimedia show on various themes from Srimad Bhagwad Geeta & Mahabharata, Mural Painting and Mahabharata Artefact, work on parikarma path and facade lighting of Braham Sarovar and a Theme Park complex replicating the original 48 kos Mahabharata battle field at Jyotisar have been included in this innovative project by the Department of Tourism, Govt. of Haryana.

**8.89** This scheme is being funded by the Ministry of Tourism, GoI. The Tourism Department of State Govt. has submitted a detailed proposal/detailed project report of ₹ 99.51 crore to GoI. Against this proposal, the Ministry of Tourism, GoI issued sanction for an amount of ₹ 97.34 crore and also released the funds amounting to ₹ 77.87 crore till date for construction works relating to information centre, gazebo, parking, signage boards, benches, lighting, toilets and ghats etc. have been started out of which total expenditure of ₹ 6,181.39 lakh has been incurred and 70% works has been completed and remaining is under progress.

#### **Heritage Circuit Rewari-Mahender Garh-Madhogarh–Narnaul**

**8.90** A proposal for ₹ 29.60 crore for development of Mahendergarh-Fort and external and internal area of Rani Mahal, Babri and surrounding area of Madhogarh Fort excluding Fort has been approved and the development works is under progress.

#### **Project under PRASAD Scheme**

**8.91** A Detailed Project Report (DPR) for the development of Nada Sahib Gurudwara, Panchkula and Mata Mansa Devi Mandir Project for an amount of ₹ 54.52 crore under Pilgrimage Rejuvenation and Spiritual

Augmentation Drive (PRASAD) was sent to Ministry of Tourism, GoI, New Delhi for consideration and approval on 29.05.2019. The Ministry of Tourism, GoI, New Delhi has accord the sanction of ₹ 49.51 crore on dated 31.01.2020. Funds of ₹ 767.26 lakh has been received from GoI. The development works at both the sites is under progress.

#### **Development of Aadi Badri under PRASAD Scheme**

**8.92** A detailed project report of ₹ 52.32 crore for the development of Aadi Badri has been sent to the Ministry of Tourism, GoI, New Delhi on dated 11.06.2020 and the matter is under consideration of Ministry of Tourism, Govt. of India.

#### **Light and Sound Show**

**8.93** A Light and Sound Show/ Multi Media Show is being set up at Yadvindra Garden Pinjore by India Tourism Development Corporation. The Ministry of Tourism, GoI has sanctioned ₹ 6 crore and released ₹ 3 crore to India Tourism Development Corporation as central finance assistance for implementation of this project.

#### **Swaran Jayanti Sindhu Darshan and Mansarovar Yatra**

**8.94** Haryana Govt. has decided to provide financial assistance of ₹ 10,000 per person for Sindhu Darshan Yatra, ₹ 50,000 per person for Kailash Mansarovar Yatra and ₹ 6,000 per person for Swarn Jayanti Guru Darshan Yatra Scheme 2017 (Sri Hazoor Sahib, Nanded, Sri Nankana Sahib, Sri Hemkund Sahib and Sri Patna Sahib) upto 50 persons/pilgrims. Accordingly, ₹ 30,000 has been disbursed for Sindhu Darshan Yatra and ₹ 13.50 lakh has been disbursed for Kailash Mansarovar Yatris for the year 2019-20.

## **Fairs and Festivals**

**8.95** The internationally famous Surajkund crafts mela is being organized in the month of February every year to promote Indian Handlooms and Handicrafts. The event attracts over around 12 lakh tourists both domestic and foreign. Every year more than 1,000 craft persons participate in the mela and successfully show case/sale their products. Since 1989, all states of India are given an opportunity to show case and display their crafts, cuisines and art & culture. The 34<sup>th</sup> edition of the mela was organized from 1<sup>st</sup> to 16<sup>th</sup> February, 2020 Himachal Pradesh participated as

the Theme State. Uzbekistan participated as the partner nation for the mela. The heritage festival at World famous Yadvindra Gardens at Pinjore was organized from 21-22<sup>nd</sup> December, 2019. Other than these, every year 1<sup>st</sup> September and 27<sup>th</sup> September are celebrated as Haryana Tourism Day and World tourism day, respectively. On Haryana Tourism day, competitions for school students are organized at various tourist complexes. It is decided, not to organize fair/festival in this year after March, 2020 due to COVID-19 pandemic.

---

## **ENVIRONMENT & CLIMATE CHANGE DEPARTMENT**

**8.96** Environment & Climate Change Department is committed to sustainable economic development. All necessary steps are taken for protecting and preserving the environment & Climate Change. Simultaneously, conscious efforts are being made to create awareness amongst the public regarding the importance of preserving Environment & Climate Change. The Environment & Climate Change Department is vigorously implementing various enactments to tackle the Environment pollution problems viz the Water (Prevention & Control of Pollution) Act, 1974, Air (Prevention & Control of Pollution) Act, 1981 and Environment protection Act, 1986. Besides, the implementation of the acts, various rules and notifications issued their under for regulating, pollution caused by Bio-Medical Waste, Hazardous Waste, Solid Waste, Use of Plastic etc. are being effectively implemented in the State. The

implementing agency is Haryana State Pollution Control Board and Department of Environment & Climate Change exercises administrative control over the functioning of Haryana State Pollution Control Board.

### **Referral Laboratory**

**8.97** Referral Laboratory established under Water (prevention & Control of Pollution) Act, 1974, Air (Prevention & Control of Pollution) Act, 1981 to analyze the legal samples received by Govt. analyst. 17 legal samples received under Water (Prevention and Control) Act 1974 has been analyzed as per the provisions.

### **Special Environment Courts Faridabad and Kurukshetra**

**8.98** At present, two Special Environment Courts are functioning at Faridabad and Kurukshetra, which are dealing with cases relating to various Acts i.e. Water (Prevention and Control of Pollution) Act, 1974, Air (Prevention & Control of Pollution) Act, 1981, Indian Forest Act, Environment protection Act, 1986, Wildlife Act and Public land

protection Act. During the year 2020-21, an amount of ₹ 233 lakh has been sanctioned. The activities of courts are presently suspended due to COVID-19. The details of cases are given in **Table-8.11.**

#### **Setting up of Swarn Jayanti Environment Training Institute**

**8.99** The department has purchased one acre plot at the approximate cost of ₹ 8,00,50,500 for establishing the Environment Training Institute at IMT Manesar, Gurugram for enhancing competency level to different stake holders about Environment &

Climate Change related issues. The possession of plot has been obtained and building plan of institute has been prepared by Architect Department. The estimate of ₹ 15.65 crore for construction work has been received from PWD (B&R) Department, Haryana. The amount of ₹ 8 crore will be paid by Haryana State Pollution Control Board and remaining amount ₹ 8 crore will be paid by the department. During the year 2020-21, ₹ 3 crore has been received which was further transferred to PWD (B&R) department to initiate the work of building.

**Table 8.11- Status of Cases Instituted and Disposed of from 2017-18 to 2020-21**

Name of Special Environment Court	2017-18		2018-19		2019-20		2020-21	
	Instituted	Disposed	Instituted	Disposed	Instituted	Disposed	Instituted	Disposed
Faridabad	315	519	168	320	136	236	180	128
Kurukshetra	93	282	428	385	209	198	303	27

Source: Director, Environment, Haryana.

#### **Environment Training, Education and Awareness Programs**

**8.100** The Environment & Climate Change Department is making efforts to create awareness about the Hazardous of Environmental pollution by Exemption sought from Finance Department to remove capping for transfer of balance payment to PWD (B&R) Department and allow to issue tender organizing seminars, workshops and conducting the training on various environmental issues. During the year 2020-21, ₹ 50 lakh has been sanctioned by the Finance Department for implementation of the scheme.

#### **State Environment Impact Assessment Authority**

**8.101** The State Environment Impact Assessment Authority was constituted for 3 years from 30.01.2019 to 29.01.2022. During the year 2020-21,

₹ 150 lakh have been sanctioned by the Finance Department for implementation of the scheme. The meeting of SEAC are convened through Video Conferencing in view of COVID-19 and so far 4 meetings of 8 days i.e. 199<sup>th</sup>, 200<sup>th</sup>, 201<sup>st</sup> and 202<sup>nd</sup> held through VC. The process has been initiated for constitution of Monitoring Cell in State Environment Impact Assessment Authority, Panchkula. Details of Environment Clearance granted to projects are is given in **Table 8.12.**

**Table 8.12- Detail of Project Clearance**

Financial Year	Project Clearance
2017-18	90
2018-19	104
2019-20	102
2020-21	81

Source: Director, Environment, Haryana.

### **Climate Change Cell**

**8.102** As per guidelines of NAPCC, State Action Plan of Climate Change has been prepared after consultation with various Govt. Departments by Environment & Climate Change Department being Nodal Agency. The SAPCC has already been approved by the State Steering Committee. During the year 2020-21, ₹ 25 lakh has been sanctioned by the Finance Department, Haryana.

### **Implementation of State Action Plan on Climate Change**

**8.103** After pursuing the line departments through workshops and SAG meeting following two projects have been sanctioned and being implemented under National Adaptation Fund on Climate Change in the State:

- The Ministry of Environment, Forest and Climate Change has sanctioned ₹ 22.09 crore for the project: Scaling-up Climate Resilient Agriculture Practices towards Climate Smart Villages in Haryana under National Adaptation Fund on Climate Change to establish 250 Climate Smart Villages (CSVs). The project has been initiated and 100 Climate Smart Villages in 10 district of Haryana namely Karnal, Sirsa, Kaithal, Kurukshetra, Ambala, Yamuna Nagar, Jind, Panipat and Sonapat are being developed. Aim of this project is to overcome the adverse effect of Climate Change faced by the farmers due to rising of temperature, lowering of water table and other factors.
- The Ministry of Environment, Forest and Climate Change has sanctioned ₹ 27.14 crore for the project: Climate

Change Resilience Building in Rural Areas through Crop Residue Management for the State of Haryana. Further, ₹ 7.56 crore has been released to Agriculture Department, Haryana on 3 May, 2018 for the implementation of project.

- Two projects were approved by the State Steering Committee on Climate Change which were sent to MoEF & CC, GoI for funding under NAFCC.
  - a. Development of Agricultural Biodiversity Park in Haryana by CCS Haryana Agriculture University and ICAR-CIRB Hisar for funding upto 25 crore from MoEF & CC.
  - b. Preparing Haryana for Climate Change Adaptation is submitted by HARSAC, CCS, HAU Hisar for funding of ₹ 18 crore from MOEF & CC.

### **Revision of State Action Plan on Climate Change (SAPCC)**

**8.104** The State Action Plan on Climate Change is under process of revision in light of commitments made under Intended Nationally Determined Contribution (INDC) as desired by the Secretary, Ministry of Environment, Forest & Climate Change (MoEFCC). The process of revision of State Action Plan on Climate Change (SAPCC) has been initiated. The matter of revision of State Action Plan on Climate Change (SAPCC) has already been discussed in the meeting of State Advisory Group on Climate Change. New 8 working groups were constituted for the revision of State Action Plan on Climate Change as per INDC goals.

**The Project titled Establishing the State Strategic Knowledge Mission Centre on Climate Change**

**8.105** Ministry of Science and Technology has accorded the Sanction of ₹ 2 crore for the duration of five year for the project titled Establishing the State Strategic Knowledge Mission Centre on Climate Change (SKMCC)

- Attended Workshop on National Level Vulnerability Mapping from 11<sup>th</sup> to 15<sup>th</sup> February, 2020 at The Leela Ambience Convention Hotel, New Delhi.
- Attended Training Programme for Institutionalizing Capacities on Climate Change for Northern Region on 17-18 February, 2020 in Shimla, Himachal Pradesh.
- Preparation of brochure on 'Major Initiatives to Reduce the Impact of Climate Change,
- Proposed three days Capacity Building Workshop on Vulnerability Assessment in Haryana State.
- Meeting with Vasudha Foundation for the preparation of district level action plans on climate change, SAPCC revision and Clean Action Plan of Haryana on 03.07.2020 at Department of Environment & Climate Change, Haryana.
- Collection of data to carry vulnerability assessment in Haryana. Organized and conducted Webinar on Vulnerability assessment on 20.07.2020 with the state line departments.
- Data compilation of District level Environment Action Plans received from different districts.
- The unfilled 4 posts (i.e. 1 Senior

Research Fellow, 2 Junior Research Fellow & 1 Project Assistant) under process of filling.

- Collaboration with Vasudha Foundation- preparation of district level action plans on climate change, GHGs inventory and Clean Action Plan of Haryana in month of August, 2020.
- To study and analyse Vulnerability assessment of Haryana for the preparation vulnerability atlas and to submit the draft to DST, GoI and IIT Mandi.
- To organize a webinar on Climate Change issue with YMCA University, Faridabad in the coming months.

**Creation of State Wetland Authority Cell**

**8.106** The State Wetland Authority was constituted under the guidelines of Wetlands (Conservation & Management) Rules, 2017 issued by Ministry of Environment, Forests and Climate Change (National River Conservation Directorate), GoI to identify the Wetlands in the State for their conservation and management. The Wetland Authority is consisting of 13 ex-officio members. The proposal for creation of 73 posts (49 posts at Head Quarter+ 24 post at Field Offices) has been submitted to Chief Minister for approval. Further Technical Committee and Grievance Committee are also constituted as per requirement of Wetlands (Conservation & Management) Rules, 2017. The file has been forwarded to Accountant General for opening of Scheme.

## **ENVIS**

**8.107** Environment Information System Hub has been established to collect & disseminate the Environment related data. 4 posts have been sanctioned out of which 2 posts are filled.

- Collection of Geo-Database for National Environment Survey
- Review meetings conducted with Economic Advisor, MoEF&CC, GoI on 13.07.2020
- Celebrate World Earth Day on 22<sup>nd</sup> April Funds of ₹ 13 lakh received from the MoEF&CC, Govt. of India
- The ENVIS will be strengthen for collecting data district wise under NES in the State of Haryana
- Green Skill Development Program
- Publication of ENVIS newsletter
- Celebration of various Environment related days and activities
- Recruitment process for filling up 2 vacant posts have been initiated

### **Setting up of Eco-Clubs**

**8.108** The State Govt. has established 5,250 Eco-Clubs schools and 150 Eco Club Colleges in 22 Districts of the State. These Eco-Clubs are doing various activities throughout the State like plantation, creating awareness among the general people etc. During the year, an amount of ₹ 150 lakh has been received for the year 2020-21. The amount of ₹ 2,000 per eco club will be

distributed to 5,250 eco-clubs schools and 150 eco club colleges in the State. The master trainers camp of eco clubs was held from 12.12.2019 to 13.12.2019 at Rajiv Gandhi National Institute of Youth Development, Sector-12, Chandigarh in which 50 master trainers from all over the State were trained to carry out various environment related activities in eco clubs schools. Initiative will be take raise number of eco clubs in the State Workshop to aware Master's trainers on various environment issues shall be organize shortly.

### **Strengthening of Environment & Climate Change Department**

**8.109** A number of 42 additional posts have been approved by Chief Minister & sent to Finance Department for further approval. Space for establishment of Environment & Climate Change Department is being finalized through open advertisement and file is being sent for approval of Chief Minister.

**8.110** Appellant Authority, HSPCB Additional Chief Secretary to Govt. Haryana, Environment & Climate Change Department is the Chairperson of Appellant Authority. File has been sent to Chief Minister for creation of 7 posts under Appellant Authority. Appellant Authority being functions to resolve dispute regarding legal matters related to HSPCB.

---

## **CO-OPERATION**

**8.111** The Govt. has allocated an outlay of ₹ 1,22,812 lakh under the state schemes (Welfare & Development Schemes) which are being implemented by the Cooperation Department during financial year 2020-21. A number of 27

State Schemes and 7 NCDC Sponsored Schemes are being implemented by the Cooperation Department.

**8.112** The Govt. has enhanced the sugarcane price to ₹ 350 per quintal, ₹ 345 per quintal, ₹ 345 per quintal for the Early Variety, Mid Variety and Late

Variety, respectively. The shifting, expansion and modernization of the Panipat Cooperative Sugar Mills, Expansion & Modernization of Karnal Cooperative Sugar Mills and Installation of 60 KLPD Ethanol Plant at Shahabad Cooperative Sugar Mills have been started at a cost of ₹ 355 crore, ₹ 263 crore and ₹ 99 crore, respectively. Above progress are likely to be completed in June/July, 2021. Enhancement of crushing capacity of Jind and Palwal Cooperative Sugar Mills is under process. Bio fuel briquetting project work in Kaithal Cooperative sugar mills has been started on pilot basis in the season 2020-21 and now this will be started another cooperative sugar mills also.

**8.113** All the cooperative sugar mills of the State purchased 372.08 lakh qtls. cane valuing of ₹ 1,263.74 crore during the season 2019-20 and entire cane payment has been paid to the cane growers by the cooperative sugar mills after taking financial assistance of ₹ 443.45 crore as loan from the State Govt. In addition to above, the State Govt. has granted ₹ 66.32 crore to the cooperative sugar mills as subsidy. As on 17.02.2021, an amount of ₹ 2,999.95 crore is payable to State Govt. against loan granted to cooperative sugar mills to clear cane arrears from the year 2007-08.

#### **Business Turnover and Profit of Hafed**

**8.114** HAFED has purchased 29.69 lakh MT of wheat during Rabi-2020 season which constitutes about 40% of the total wheat procured by all the procurement agencies of the State. HAFED has purchased 18.03 lakh MT paddy during the Kharif-2020 season upto 31.01.2021 which constitute about 32% of the total paddy procure by all the

procurement agencies of the State. HAFED has purchased 5,06,421 MT of Bajra in the Kharif 2020 season upto 31.01.2021. HAFED has started setting up of Mega Food Project at IMT, Rohtak, with an estimated project cost of ₹ 179.75 crore. The year-wise Business Turnover and Profit of HAFED is given in **Table 8.13**.

**Table-8.13 Business Turnover and Profit of Hafed**

(₹ in Crore)		
Year	Turnover	Profit
2015-16	8780.11	38.06
2016-17	8940.90	107.96
2017-18	9352.70	76.29
2018-19	12307.04	41.46
2019-20	13482.02	61.98

Source: Registrar, Cooperative Society Department, Haryana.

#### **Mukhya Mantri Dugdh Utpadak Protsahan Yojana**

**8.115** Under Mukhya Mantri Dugdh Utpadak Protsahan Yojana has also been implemented during the year 2020-21 (April to September) and subsidy @ ₹ 5 per litre of both for cow and buffalo milk is being given to the Cooperative Milk Producers directly into their bank accounts. In addition to this, the State Govt. has released 14.61 crore in January, 2021 for giving subsidy to milk producers for months June, 2020 and July, 2020. Due to COVID-19 pandemic, funds of ₹ 15.90 crore (50% of the total budget) have been released by the Govt. to give subsidy to the milk producers in time. The subsidy is being given to the milk producers into their bank accounts. The refurbishment/modernization of all 6 milk plants will be undertaken under DIDF scheme for which an amount of ₹ 5,421.25 lakh has been sanctioned by



the NDDDB for one year out of which 80% amount will be given as loan by NDDDB.

#### **Mid-Day-Meal Scheme**

**8.116** Under Mid Day Meal Scheme, sweetened flavored skimmed milk powder in rose, elaichi, chocolate, vanilla and butterscotch flavour in 500 gm. and 1,000 gm. packing are being supplied to the elementary education department, Haryana as per their requirement. Under this scheme, 200 ml. ltr. Milk is being provided to approx. 13.70 lakh school children. Due to closer of schools during the COVID-19 pandemic, the supply of Sweetened flavored skimmed milk powder could not made to the schools. Now, the 500 gm. SFSMP is being provided to the children at their home.

**8.117** From the humble beginning in November, 1996, HARCO Bank has been grown in to a sound financing institution of outstanding credit worthiness.

#### **One Time Settlement Scheme**

**8.118** With a view to provide opportunities to the loanee members of PACS in the State of Haryana, who have not been able to repay their dues for reasons beyond their control and are defaulter to PACS, One Time Settlement Scheme was formulated to provide relief to them to clear their overdue loan. The scheme was implemented from 01.09.2019 and remained operative upto 31.01.2020. Under the Scheme overdue amount of ₹ 1,281.77 crore was recovered upto 31.01.2020 out of which 2,50,824 defaulter farmers members become eligible to avail cop loan @ zero%. Under the OTS Scheme nearly 39.88% of the amount of principal was recovered upto 31.01.2020.

\*\*\*

**8.119** One Time Settlement (OTS) Policy-2019 for DCCBs Scheme was introduced with a view to reduce the NPAs of the DCCBs and to provide opportunities to the borrowers of the DCCB, who have not been able to repay their dues for reasons beyond their control. Therefore, to improve the financial health of DCCBs, by minimizing the overdue/ NPAs opportunity to the borrowers to avail the benefit under the scheme has been given. The liability of the State Govt. is restricted to 10% of the interest amount to be waived and remaining 90% interest liability shall be met by the DCCBs. Under the Scheme, total eligible loanees aggregating to 31,749, out of which 7,634 member have availed the benefit of the scheme upto 31.01.2020 and amount of ₹ 165.80 crore of overdue have been recovered out of total overdue of ₹ 606.85 crore. The scheme was implemented from 01.09.2019 and remained operative upto 31.01.2020. Under the OTS Scheme, nearly 27.32% of the amount of Principal was recovered upto 31.01.2020.

**8.120** The Haryana State Cooperative Agriculture and Rural Development Bank Ltd. has advanced ₹ 21.89 crore from 01.04.2020 to 31.01.2021.

**8.121** The State Govt. has provided financial assistance in form of loan and Grant-in-Aid to HSCARDB Ltd. for further providing loans to farmers and to meet out its liabilities towards NABARD. During the current financial year 2020-21 (upto 31.01.2021) the State Govt. has also provided loan and Grant-in-Aid of worth ₹ 140 crore.

## Annexure 1.1 Annual Index of Industrial Production

(Base Year 2011-12=100)

Industry Group Code	Group Description	Weight	Index		
			2016-17	2017-18	2018-19
10	Manufacture of Food Products	83.50	50.2	53.8	56.4
11	Manufacture of Beverages	12.57	78.8	77.1	90.7
12	Manufacture of Tobacco Products	0.75	334.7	351.0	289.0
13	Manufacture of Textiles	40.43	172.0	143.9	161.1
14	Manufacture of Wearing Apparel	49.68	237.0	241.1	223.8
15	Manufacture of Leather and related Products	27.44	87.1	101.7	112.5
16	Manufacture of Wood & Products of Wood & Cork, except Furniture; Manufacture of Articles of Straw & Articles of Straw & Plaiting Materials	3.09	246.3	265.4	324.2
17	Manufacture of Paper & Paper Products	9.27	148.2	231.4	129.6
18	Printing and Reproduction of Recorded Media	4.16	212.3	212.7	223.1
19	Manufacture of Crude and Refined Petroleum Products	0.41	105.2	143.0	150.4
20	Manufacture of Chemical and Chemical Products	23.19	131.5	143.7	151.9
21	Manufacture of Pharmaceuticals, Medicinal Chemical and Botanical Products	13.34	123.5	132.1	92.5
22	Manufacture of Rubber and Plastic Products	22.53	103.9	100.0	105.1
23	Manufacture of other Non Metallic Products	18.73	117.1	132.5	155.0
24	Manufacture of basic metals	48.60	107.7	107.9	94.5
25	Manufacture of fabricated metal products, except machinery and equipment	32.54	135.0	124.8	155.6
26	Manufacture of computer, electronic and optical products	11.16	225.4	218.9	253.5
27	Manufacture of electrical equipment	58.22	155.4	171.2	175.7
28	Manufacture of machinery equipment n.e.c	106.63	213.1	217.4	224.8
29	Manufacture of motor vehicles, trailers and semi trailers	230.72	127.9	134.9	148.8
30	Manufacture of other transport equipment	121.25	81.2	87.3	97.0
31	Manufacture of furniture	0.41	94.7	106.5	77.3
32	Other Manufacturing	9.21	148.1	155.9	155.3
	<b>Manufacturing</b>	<b>927.83</b>	<b>133.1</b>	<b>138.1</b>	<b>144.7</b>
	<b>Electricity</b>	<b>72.17</b>	<b>78.5</b>	<b>110.6</b>	<b>105.7</b>
	<b>General Index</b>	<b>1000</b>	<b>129.2</b>	<b>136.1</b>	<b>141.9</b>

Source: - Department of Economic & Statistical Analysis, Haryana.

## Annexure 1.2 Growth of Industry Product Groups

(Base year 2011-12=100)

Industry Group Code	Group Description	Weight	Index		
			2016-17	2017-18	2018-19
	<b>Manufacturing Sector</b>	927.83	133.1	138.1	<b>144.7</b>
<b>Industrial Groups with growth rates above 10% during 2018-19</b>					
25	Manufacture of fabricated metal products, except machinery and equipment	32.54	9.3	-7.6	<b>24.7</b>
16	Manufacture of wood & products of wood & cork, except furniture; manufacture of articles of straw & articles of straw & plaiting materials	3.09	39.1	7.7	<b>22.2</b>
11	Manufacture of beverages	12.57	-0.6	-2.2	<b>17.7</b>
23	Manufacture of other none metallic products	18.73	8.2	13.2	<b>16.9</b>
26	Manufacture of computer, electronic and optical products	11.16	80.1	-2.9	<b>15.8</b>
13	Manufacture of textiles	40.43	-13.2	-16.4	<b>12.0</b>
30	Manufacture of other transport equipment	121.25	-30.1	7.5	<b>11.1</b>
15	Manufacture of leather and related products	27.44	-16.2	16.8	<b>10.6</b>
29	Manufacture of motor vehicals, trailers and semi trailers	230.72	14.8	5.4	<b>10.3</b>
<b>Industrial Groups with growth rates between 5% to 10% during 2018-19</b>					
20	Manufacture of chemical and chemical products	23.19	20.9	9.3	<b>5.7</b>
19	Manufacture of cock and rebind petroleum products	0.41	-4.8	36.0	<b>5.2</b>
22	Manufacture of rubber and plastic products	22.53	15.0	-3.7	<b>5.1</b>
10	Manufacture of Food products	83.50	-70.5	7.0	<b>5.0</b>
<b>Industrial Groups with growth rates below 5% during 2018-19</b>					
18	Printing and reproduction of recorded media	4.16	35.5	0.2	<b>4.9</b>
28	Manufacture of machinery equipment n.e.c	106.63	25.1	2.0	<b>3.4</b>
27	Manufacture of electrical equipment	58.22	31.4	10.2	<b>2.6</b>
<b>Industrial Groups with negative growth rates during 2018-19</b>					
14	Manufacture of wearing apparel	49.68	92.4	1.7	<b>-7.2</b>
24	Manufacture of basic matels	48.6	7.3	0.2	<b>-12.4</b>
12	Manufacture of tobacco products	0.75	177.1	4.9	<b>-17.7</b>
31	Manufacture of furniture	0.41	1.8	12.5	<b>-27.4</b>
21	Manufacture of Pharmaceuticals, medicinal chemical and botanical products	13.34	-6.6	7.0	<b>-30.0</b>
17	Manufacture of paper & paper products	9.27	24.4	56.1	<b>-44.0</b>

Source: - Department of Economic & Statistical Analysis, Haryana.

## Annexure 2.1- Receipts of Haryana Government

(₹ in Crore)

Items	2017-18	2018-19	2019-20 (RE)	2020-21 (BE)
<b>1 Revenue Receipts (A+B)</b>	<b>62694.87</b>	<b>65885.12</b>	<b>77580.73</b>	<b>89964.14</b>
<b>A) State's Own Sources (a+b)</b>	<b>50212.23</b>	<b>50561.24</b>	<b>57977.13</b>	<b>67523.87</b>
<b>a) State's Own Tax Revenue (i to ix)</b>	<b>41099.38</b>	<b>42585.60</b>	<b>47842.04</b>	<b>52095.65</b>
i) Land Revenue	18.07	19.19	25.00	28.00
ii) State Excise	4966.21	6041.87	6700.00	7500.00
iii) Sales Tax	15608.92	8998.00	10900.18	10702.15
iv) Taxes on Vehicles	2777.56	2908.29	3500.00	3615.50
v) Stamps & Registration	4192.49	5636.17	6600.00	7500.00
vi) Taxes on Goods & Passenger	2317.47	20.70	18.00	15.00
vii) Taxes & Duties on Electricity	306.03	336.92	360.00	360.00
viii) Other Taxes & Duties on Commodities & Services	79.19	11.74	15.00	25.00
ix) State Goods and Service Tax (SGST)	10833.44	18612.72	19723.86	22350.00
<b>b) State's Own Non-Tax Revenue (i to v)</b>	<b>9112.85</b>	<b>7975.64</b>	<b>10135.09</b>	<b>15428.22</b>
i) Interest Receipts	2227.82	1953.84	1967.64	1786.21
ii) Dividends & Profits	7.53	56.60	51.33	56.33
iii) General Services	656.37	614.58	623.40	599.78
iv) Social Services	3896.79	3076.64	4206.47	8931.03
v) Economic Services	2324.34	2273.98	3286.25	4054.87
<b>B) Central Sources (c+d)</b>	<b>12482.64</b>	<b>15323.88</b>	<b>19603.60</b>	<b>22440.27</b>
c) Share in Central Taxes	7297.52	8250.34	7111.53	8484.82
d) Grant- in- aid from Central Government	5185.12	7073.54	12492.07	13955.45
<b>2 Capital Receipts (i to iii)</b>	<b>25495.28</b>	<b>27332.66</b>	<b>30622.60</b>	<b>29787.83</b>
i) Recoveries of Loans	6340.93	5371.90	5408.01	356.23
ii) Misc. Capital Receipts	39.87	49.01	1778.00	3750.00
iii) Borrowings and Other Liabilities	19114.48	21911.75	23436.59	25681.60
<b>Total Receipts (1+2)</b>	<b>88190.15</b>	<b>93217.78</b>	<b>108203.33</b>	<b>119751.97</b>

RE-Revised Estimates, BE-Budget Estimates

Source : State Budget Documents.

## Annexure 2.2- Expenditure of Haryana Government

(₹ in Crore)

Items	2017-18	2018-19	2019-20 (RE)	2020-21 (BE)
<b>1. Revenue Expenditure (A+B+C)</b>	<b>73257.35</b>	<b>77155.54</b>	<b>92256.10</b>	<b>105338.09</b>
<b>A Developmental (i+ii)</b>	<b>46168.16</b>	<b>48764.77</b>	<b>58347.54</b>	<b>68110.08</b>
i) Social Services	28061.34	29743.19	36579.22	43089.72
ii) Economic Services	18106.82	19021.58	21768.32	25020.36
<b>B Non-Developmental (i to v)</b>	<b>26698.67</b>	<b>28168.97</b>	<b>33908.56</b>	<b>37228.01</b>
i) Organs of State	934.06	1030.75	1491.87	1482.55
ii) Fiscal Services	432.87	485.93	613.10	614.00
iii) Interest Payment & Servicing of Debt.	11961.27	13551.46	16162.30	18137.58
iv) Administrative Services	4572.76	4960.64	6094.00	6926.56
v) Pensions & Miscellaneous General Services	8797.71	8140.19	9547.29	10067.32
<b>C Others*</b>	<b>390.52</b>	<b>221.80</b>	<b>0.00</b>	<b>0.00</b>
<b>2. Capital Expenditure (D+E)</b>	<b>14932.80</b>	<b>16062.24</b>	<b>15947.23</b>	<b>14413.88</b>
<b>D Developmental (i+ii)</b>	<b>14395.53</b>	<b>15295.08</b>	<b>15156.31</b>	<b>13547.64</b>
i) Social Services	3237.39	3806.86	4087.82	6246.67
ii) Economic Services	11158.14	11488.22	11068.49	7300.97
<b>E Non-Developmental (i+ii)</b>	<b>537.27</b>	<b>767.16</b>	<b>790.92</b>	<b>866.24</b>
i) General Services	480.90	714.56	722.02	751.24
ii) Loans for Govt. Servant other than Housing	56.37	52.60	68.90	115.00
<b>3. Total Expenditure(1+2=4+5+6)</b>	<b>88190.15</b>	<b>93217.78</b>	<b>108203.33</b>	<b>119751.97</b>
<b>4. Total Developmental Expd. (A+D)</b>	<b>60563.69</b>	<b>64059.85</b>	<b>73503.85</b>	<b>81657.72</b>
<b>5. Total Non-Developmental Expd. ( B+E )</b>	<b>27235.94</b>	<b>28936.13</b>	<b>34699.48</b>	<b>38094.25</b>
<b>6. Others* (C)</b>	<b>390.52</b>	<b>221.80</b>	<b>0.00</b>	<b>0.00</b>

RE- Revised Estimates, BE–Budget Estimates

\*Compensation & assignment to Local Body and Panchayati Raj Institutions.

Source : State Budget Documents.

**Annexure 2.3- Financial Position of Haryana Government**  
(₹ in Crore)

Items	2017-18	2018-19	2019-20 (RE)	2020-21 (BE)
<b>1. Opening Balance</b>				
According to Books of				
a) AG	426.73	(-)489.58	(-)794.56	(-)770.75
b) RBI	433.96	(-)525.49	(-)782.13	(-)758.32
<b>2. Revenue Account</b>				
a) Receipts	62694.87	65885.12	77580.73	89964.14
b) Expenditure	73257.35	77155.54	92256.10	105338.09
c) Surplus/Deficits	(-)10562.48	(-)11270.42	(-)14675.37	(-)15373.95
<b>3. Misc. Capital Receipts</b>	39.87	49.01	1778.00	3750.00
<b>4. Capital Outlay</b>	13537.91	15306.60	14489.08	13201.37
<b>5. Public Debt</b>				
a) Debt Incurred	21489.76	34264.97	41180.60	44438.50
b) Repayments	6338.85	17183.87	21155.49	22591.81
c) Net	15150.91	17081.10	20025.11	21846.69
<b>6. Loans &amp; Advances</b>				
a) Advances	1394.89	755.64	1458.15	1212.51
b) Recoveries	6340.93	5371.90	5408.01	356.23
c) Net	4946.04	4616.26	3949.86	(-)856.28
<b>7. Inter State Settlement</b>	-	-	-	-
<b>8. Appropriation to Contingency Fund</b>	-	-	-	-
<b>9. Contingency Fund (Net)</b>	-	-	-	-
<b>10. Small Saving, Provident Fund etc. (Net)</b>	1226.31	1167.71	1159.86	1304.00
<b>11. Deposits &amp; Advances, Reserve Funds and Suspense &amp; Misc. (Net)</b>	1846.04	3187.24	2078.43	2125.31
<b>12. Remittances (Net)</b>	(-)25.09	170.72	197.00	896.50
<b>13. Net (On Year's Account)</b>	(-)916.31	(-)304.98	23.81	490.90
<b>14. Year's Closing Balance</b>				
According to Books of				
a) AG	(-)489.58	(-)794.56	(-)770.75	(-)279.85
b) RBI	(-)525.49	(-)782.13	(-)758.32	(-)267.42

RE- Revised Estimates, BE–Budget Estimates

Source: State Budget Documents.

**Annexure 2.4- Budgetary Expenditure of Haryana Govt. as per Economic Classification**

(₹ in Crore)				
Items	2017-18	2018-19	2019-20 (RE)	2020-21 (BE)
<b>I Administrative Departments (1 to 7)</b>	<b>83041.19</b>	<b>88483.66</b>	<b>100948.83</b>	<b>108678.56</b>
1. Consumption Expenditure (i+ii+iii)	29240.42	31816.47	38509.60	43574.16
i) Compensation of Employees	26116.37	27379.87	31613.21	35871.16
ii) Net Purchase of Commodities & Services including Maintenance	2847.74	3999.51	6492.37	7276.30
iii) Transfers in kind	276.31	437.09	404.02	426.70
2. Current Transfers*	30797.39	32764.73	41114.83	48071.35
3. Gross Capital Formation	6507.72	8374.94	6770.95	9652.02
4. Capital Transfers	9147.22	9026.50	8810.00	8904.80
5. Net Purchase of Financial Assets	5709.94	5578.95	4201.93	-2826.23
6. Loans & Advances	1394.89	755.65	1458.15	1212.52
7. Net purchase of Physical Assets	243.61	166.42	83.37	89.94
<b>II Departmental Commercial Undertakings (1 to 6)</b>	<b>4911.83</b>	<b>5152.03</b>	<b>5462.60</b>	<b>6550.35</b>
1. Purchase of Goods & Services including Maintenance	1328.38	1344.65	1468.15	1208.86
2. Compensation of Employees	1833.67	1831.71	2512.88	2835.85
3. Consumption of Fixed Capital (Depreciation)	43.89	43.87	43.86	43.84
4. Interest	664.65	717.66	680.16	680.16
5. Gross Capital Formation	975.62	1178.05	725.05	1704.14
6. Net Purchase of Physical Assets	65.62	36.09	32.50	77.50
<b>Total Expenditure(I+II)</b>	<b>87953.02</b>	<b>93635.69</b>	<b>106411.43</b>	<b>115228.91</b>

RE –Revised Estimates, BE – Budget Estimates

\* Current Transfers also include subsidies & interest.

Source: State Budget Documents/Deptt. of Economic and Statistical Analysis, Haryana.