

GOVERNMENT OF HARYANA
DEPARTMENT OF ECONOMIC & STATISTICAL ANALYSIS, HARYANA

No. DESA (P)-8-11/82(C.P.I)-2020 / 4257-4306 Dated: 08.05.2020
CONSUMER PRICE INDEX NUMBERS FOR INDUSTRIAL WORKERS

(Base 1982=100)

Sr.No.	Centre	Index Numbers	
		Feb.2020	March.2020
Haryana	1982=100	1254	1251
	* 1972-73=100	2709	2702
1. Bhiwani	1982=100	1251	1248
	* 1972-73=100	2777	2771
2. Hisar	1982=100	1251	1248
	* 1972-73=100	2652	2646
3. Sonipat	1982=100	1254	1251
	* 1972-73=100	2784	2777
4. Surajpur-	1982=100	1252	1249
Pinjore	* 1972-73=100	2792	2785
5. Bahadurgarh	1982=100	1254	1251
6. Panipat	1982=100	1263	1261

*Converted on old base (July 1972 to June 1973)

d/c

8/5/2020

Research officer,
for Director, Deptt. Of Economic & Statistical
Analysis, Haryana.

GOVERNMENT OF HARYANA
DEPARTMENT OF ECONOMIC & STATISTICAL ANALYSIS, HARYANA

No. DESA (P)-8-11/82(C.P.I)-2020 / 4064-413

Dated: 06-05-2020

CONSUMER PRICE INDEX NUMBERS FOR INDUSTRIAL WORKERS

(Base 1982=100)

Sr.No.	Centre	Index Numbers	
		Jan.2020	Feb.2020
Haryana	1982=100	1263	1254
	* 1972-73=100	2728	2709
1. Bhiwani	1982=100	1260	1251
	* 1972-73=100	2797	2777
2. Hisar	1982=100	1260	1251
	* 1972-73=100	2671	2652
3. Sonipat	1982=100	1262	1254
	* 1972-73=100	2802	2784
4. Surajpur- Pinjore	1982=100	1261	1252
	* 1972-73=100	2812	2792
5. Bahadurgarh	1982=100	1263	1254
6. Panipat	1982=100	1271	1263

*Converted on old base (July 1972 to June 1973)

Jy 6/5/2020

Research officer,
for Director, Deptt. Of Economic & Statistical
Analysis, Haryana

GOVERNMENT OF HARYANA
DEPARTMENT OF ECONOMIC & STATISTICAL ANALYSIS, HARYANA

No. DESA (P)-8-11/82(C.P.I)-2021 / 1684

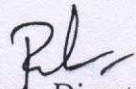
Dated: 22-02-2021

CONSUMER PRICE INDEX NUMBERS FOR INDUSTRIAL WORKERS

(Base 1982=100)

Sr.No.	Centre	Index Numbers	
		Nov.2020	Dec.2020
Haryana	1982=100	1316	1302
	* 1972-73=100	2843	2812
1. Bhiwani	1982=100	1314	1300
	* 1972-73=100	2917	2886
2. Hisar	1982=100	1315	1301
	* 1972-73=100	2788	2758
3. Sonipat	1982=100	1315	1302
	* 1972-73=100	2919	2890
4. Surajpur- Pinjore	1982=100	1314	1301
	* 1972-73=100	2930	2901
5. Bahadurgarh	1982=100	1315	1300
6. Panipat	1982=100	1325	1310

*Converted on old base (July 1972 to June 1973)


Deputy Director
for Director, Department. Of Economic and
Statistical Analysis, Haryana.

GOVERNMENT OF HARYANA
DEPARTMENT OF ECONOMIC & STATISTICAL ANALYSIS, HARYANA

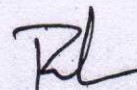
No. DESA (P)-8-11/82(C.P.I)-2021 / 274-324 Dated: 12-01-2021

CONSUMER PRICE INDEX NUMBERS FOR INDUSTRIAL WORKERS

(Base 1982=100)

Sr.No.	Centre	Index Numbers	
		Oct.2020	Nov.2020
Haryana	1982=100	1314	1316
	* 1972-73=100	2838	2843
1. Bhiwani	1982=100	1312	1314
	* 1972-73=100	2913	2917
2. Hisar	1982=100	1312	1315
	* 1972-73=100	2781	2788
3. Sonipat	1982=100	1312	1315
	* 1972-73=100	2913	2919
4. Surajpur- Pinjore	1982=100	1312	1314
	* 1972-73=100	2926	2930
5. Bahadurgarh	1982=100	1313	1315
6. Panipat	1982=100	1323	1325

*Converted on old base (July 1972 to June 1973)



Deputy Director
for Director, Deptt. Of Economic & Statistical Analysis,
Haryana.

GOVERNMENT OF HARYANA
DEPARTMENT OF ECONOMIC & STATISTICAL ANALYSIS, HARYANA



No. DESA (P)-8-11/82(C.P.I)-2020 / 12832-82 Dated: 11-12-2020

CONSUMER PRICE INDEX NUMBERS FOR INDUSTRIAL WORKERS

(Base 1982=100)

Sr.No.	Centre	Index Numbers	
		Sept.2020	Oct.2020
Haryana	1982=100	1300	1314
	* 1972-73=100	2808	2838
1. Bhiwani	1982=100	1297	1312
	* 1972-73=100	2879	2913
2. Hisar	1982=100	1298	1312
	* 1972-73=100	2752	2781
3. Sonipat	1982=100	1298	1312
	* 1972-73=100	2882	2913
4. Surajpur- Pinjore	1982=100	1297	1312
	* 1972-73=100	2892	2926
5. Bahadurgarh	1982=100	1300	1313
6. Panipat	1982=100	1310	1323

*Converted on old base (July 1972 to June 1973)


Deputy Director
for Director, Deptt. Of Economic & Statistical Analysis,
Haryana. 

GOVERNMENT OF HARYANA
DEPARTMENT OF ECONOMIC & STATISTICAL ANALYSIS, HARYANA

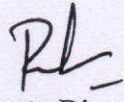
No. DESA (P)-8-11/82(C.P.I)-2020 / 11898-948 Dated: 12-11-2020
CONSUMER PRICE INDEX NUMBERS FOR INDUSTRIAL WORKERS

(Base 1982=100)

Sr.No.	Centre	Index Numbers	
		Aug.2020	Sept.2020
Haryana	1982=100	1292	1300
	* 1972-73=100	2791	2808
1. Bhiwani	1982=100	1288	1297
	* 1972-73=100	2859	2879
2. Hisar	1982=100	1289	1298
	* 1972-73=100	2733	2752
3. Sonipat	1982=100	1290	1298
	* 1972-73=100	2864	2882
4. Surajpur- Pinjore	1982=100	1289	1297
	* 1972-73=100	2874	2892
5. Bahadurgarh	1982=100	1292	1300
6. Panipat	1982=100	1301	1310

*Converted on old base (July 1972 to June 1973)

o/c


Deputy Director
for Director, Deptt. Of Economic & Statistical Analysis,
Haryana.

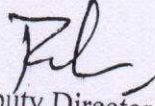
GOVERNMENT OF HARYANA
DEPARTMENT OF ECONOMIC & STATISTICAL ANALYSIS, HARYANA

No. DESA (P)-8-11/82(C.P.I)-2020 / 10988-11038 Dated: 22-10-2020
CONSUMER PRICE INDEX NUMBERS FOR INDUSTRIAL WORKERS

(Base 1982=100)

Sr.No.	Centre	Index Numbers	
		July.2020	August.2020
	Haryana		
	1982=100	1284	1292
	* 1972-73=100	2773	2791
1.	Bhiwani		
	1982=100	1280	1288
	* 1972-73=100	2842	2859
2.	Hisar		
	1982=100	1281	1289
	* 1972-73=100	2716	2733
3.	Sonipat		
	1982=100	1283	1290
	* 1972-73=100	2848	2864
4.	Surajpur- Pinjore		
	1982=100	1281	1289
	* 1972-73=100	2857	2874
5.	Bahadurgarh		
	1982=100	1285	1292
6.	Panipat		
	1982=100	1293	1301

*Converted on old base (July 1972 to June 1973)



Deputy Director
for Director, Deptt. Of Economic & Statistical Analysis,
Haryana.

GOVERNMENT OF HARYANA
DEPARTMENT OF ECONOMIC & STATISTICAL ANALYSIS, HARYANA

No. DESA (P)-8-11/82(C.P.I)-2020 / 10078-127 Dated: 22-09-2020
CONSUMER PRICE INDEX NUMBERS FOR INDUSTRIAL WORKERS
(Base 1982=100)

Sr.No.	Centre	Index Numbers	
		June.2020	July.2020
Haryana	1982=100	1269	1284
	* 1972-73=100	2741	2773
1. Bhiwani	1982=100	1264	1280
	* 1972-73=100	2806	2842
2. Hisar	1982=100	1266	1281
	* 1972-73=100	2684	2716
3. Sonipat	1982=100	1268	1283
	* 1972-73=100	2815	2848
4. Surajpur- Pinjore	1982=100	1265	1281
	* 1972-73=100	2821	2857
5. Bahadurgarh	1982=100	1269	1285
6. Panipat	1982=100	1278	1293

*Converted on old base (July 1972 to June 1973)



Deputy Director
for Director, Deptt. Of Economic & Statistical
Analysis, Haryana.

GOVERNMENT OF HARYANA
DEPARTMENT OF ECONOMIC & STATISTICAL ANALYSIS, HARYANA

No. DESA (P)-8-11/82(C.P.I)-2020 / 8860-8910 Dated: 17-08-2020
CONSUMER PRICE INDEX NUMBERS FOR INDUSTRIAL WORKERS
(Base 1982=100)

Sr.No.	Centre	Index Numbers	
		May.2020	June.2020
Haryana	1982=100	1265	1269
	* 1972-73=100	2732	2741
1. Bhiwani	1982=100	1261	1264
	* 1972-73=100	2799	2806
2. Hisar	1982=100	1262	1266
	* 1972-73=100	2675	2684
3. Sonipat.	1982=100	1264	1268
	* 1972-73=100	2806	2815
4. Surajpur- Pinjore	1982=100	1261	1265
	* 1972-73=100	2812	2821
5. Bahadurgarh	1982=100	1265	1269
6. Panipat	1982=100	1275	1278

*Converted on old base (July 1972 to June 1973)


Research officer,
for Director, Deptt. Of Economic & Statistical
Analysis, Haryana.

GOVERNMENT OF HARYANA
DEPARTMENT OF ECONOMIC & STATISTICAL ANALYSIS, HARYANA

No. DESA (P)-8-11/82(C.P.I)-2020 / **7841-91** Dated: **20-07-2020**
CONSUMER PRICE INDEX NUMBERS FOR INDUSTRIAL WORKERS
(Base 1982=100)

Sr.No.	Centre	Index Numbers	
		April.2020	May.2020
Haryana	1982=100	1263	1265
	* 1972-73=100	2728	2732
1. Bhiwani	1982=100	1259	1261
	* 1972-73=100	2795	2799
2. Hisar	1982=100	1260	1262
	* 1972-73=100	2671	2675
3. Sonipat	1982=100	1263	1264
	* 1972-73=100	2804	2806
4. Surajpur- Pinjore	1982=100	1260	1261
	* 1972-73=100	2810	2812
5. Bahadurgarh	1982=100	1263	1265
6. Panipat	1982=100	1273	1275

*Converted on old base (July 1972 to June 1973)

R. S. Mehta
Deputy Director
for Director, Deptt. Of Economic & Statistical
Analysis, Haryana.

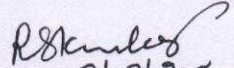
GOVERNMENT OF HARYANA
DEPARTMENT OF ECONOMIC & STATISTICAL ANALYSIS, HARYANA

No. DESA (P)-8-11/82(C.P.I)-2020 / 7350 - 7400 Dated: 07-07-2020
CONSUMER PRICE INDEX NUMBERS FOR INDUSTRIAL WORKERS

(Base 1982=100)

Sr.No.	Centre	Index Numbers	
		March.2020	April.2020
Haryana	1982=100	1251	1263
	* 1972-73=100	2702	2728
1. Bhiwani	1982=100	1248	1259
	* 1972-73=100	2771	2795
2. Hisar	1982=100	1248	1260
	* 1972-73=100	2646	2671
3. Sonipat	1982=100	1251	1263
	* 1972-73=100	2777	2804
4. Surajpur- Pinjore	1982=100	1249	1260
	* 1972-73=100	2785	2810
5. Bahadurgarh	1982=100	1251	1263
6. Panipat	1982=100	1261	1273

*Converted on old base (July 1972 to June 1973)


 Deputy Director
 for Director, Deptt. Of Economic & Statistical
 Analysis, Haryana