

GOVERNMENT OF HARYANA
DEPARTMENT OF ECONOMIC & STATISTICAL ANALYSIS, HARYANA

No. DESA (P)-8-11/82(C.P.I)-2019 / 8175-8225 Dated: 21-6-2019
CONSUMER PRICE INDEX NUMBERS FOR INDUSTRIAL WORKERS

(Base 1982=100)

Sr.No.	Centre	Index Numbers	
		March,2019	April,2019
Haryana	1982=100	1186	1198
	* 1972-73=100	2562	2588
1. Bhiwani	1982=100	1183	1195
	* 1972-73=100	2626	2653
2. Hisar	1982=100	1185	1196
	* 1972-73=100	2512	2536
3. Sonipat	1982=100	1184	1196
	* 1972-73=100	2628	2655
4. Surajpur- Pinjore	1982=100	1184	1196
	* 1972-73=100	2640	2667
5. Bahadurgarh	1982=100	1186	1198
6. Panipat	1982=100	1193	1204

*Converted on old base (July 1972 to June 1973)

d/c

21/6/2019


Research officer,
for Director, Deptt. Of Economic & Statistical
Analysis, Haryana.

GOVERNMENT OF HARYANA
DEPARTMENT OF ECONOMIC & STATISTICAL ANALYSIS, HARYANA

No. DESA (P)-8-11/82(C.P.I.)-2019/6216-65 Dated: 09-05-19
CONSUMER PRICE INDEX NUMBERS FOR INDUSTRIAL WORKERS
(Base 1982=100)

Sr.No.	Centre	Index Numbers	
		Feb.2019	March.2019
Haryana	1982=100	1179	1186
	* 1972-73=100	2547	2562
1. Bhiwani	1982=100	1177	1183
	* 1972-73=100	2613	2626
2. Hisar	1982=100	1179	1185
	* 1972-73=100	2499	2512
3. Sonipat	1982=100	1177	1184
	* 1972-73=100	2613	2628
4. Surajpur- Pinjore	1982=100	1177	1184
	* 1972-73=100	2625	2640
5. Bahadurgarh	1982=100	1180	1186
6. Panipat	1982=100	1186	1193

*Converted on old base (July 1972 to June 1973)


etc

Deputy Director
for Director, Deptt. Of Economic & Statistical
Analysis, Haryana.

GOVERNMENT OF HARYANA
DEPARTMENT OF ECONOMIC & STATISTICAL ANALYSIS, HARYANA

No. DESA (P)-8-11/82(C.P.I)-2019 / 5071-5120 Dated: 9-4-2019
CONSUMER PRICE INDEX NUMBERS FOR INDUSTRIAL WORKERS
(Base 1982=100)

Sr.No.	Centre	Index Numbers	
		Jan.2019	Feb.2019
Haryana	1982=100	1177	1179
	* 1972-73=100	2542	2547
1. Bhiwani	1982=100	1174	1177
	* 1972-73=100	2606	2613
2. Hisar	1982=100	1177	1179
	* 1972-73=100	2495	2499
3. Sonipat	1982=100	1175	1177
	* 1972-73=100	2609	2613
4. Surajpur- Pinjore	1982=100	1174	1177
	* 1972-73=100	2618	2625
5. Bahadurgarh	1982=100	1178	1180
6. Panipat	1982=100	1184	1186

*Converted on old base (July 1972 to June 1973)


Deputy Director
for Director, Deptt. Of Economic & Statistical
Analysis, Haryana.

GOVERNMENT OF HARYANA
DEPARTMENT OF ECONOMIC & STATISTICAL ANALYSIS, HARYANA

No. DESA (P)-8-11/82(C.P.I)-2019 / 3614-64 Dated: 11-3-2019


CONSUMER PRICE INDEX NUMBERS FOR INDUSTRIAL WORKERS

(Base 1982=100)

Sr.No.	Centre	Index Numbers	
		Dec.2018	Jan.2019
Haryana	1982=100	1163	1177
	* 1972-73=100	2512	2542
1. Bhiwani	1982=100	1160	1174
	* 1972-73=100	2575	2606
2. Hisar	1982=100	1164	1177
	* 1972-73=100	2468	2495
3. Sonipat	1982=100	1162	1175
	* 1972-73=100	2580	2609
4. Surajpur- Pinjore	1982=100	1160	1174
	* 1972-73=100	2587	2618
5. Bahadurgarh	1982=100	1164	1178
6. Panipat	1982=100	1170	1184

*Converted on old base (July 1972 to June 1973)

d/c


Deputy Director
for Director, Deptt. Of Economic & Statistical
Analysis, Haryana.