

GOVERNMENT OF HARYANA
DEPARTMENT OF ECONOMIC & STATISTICAL ANALYSIS, HARYANA

No. DESA (P)-8-11/82(C.P.I)-2012/9312-363

Dated: 18/4/12

CONSUMER PRICE INDEX NUMBERS FOR INDUSTRIAL WORKERS

(Base 1982=100)

Sr.No.	Centre	Index Numbers	
		January,2012	February,2012
Haryana	1982=100	787	791
	* 1972-73=100	1700	1709
1. Bhiwani	1982=100	788	792
	* 1972-73=100	1750	1758
2. Hisar	1982=100	788	792
	* 1972-73=100	1671	1679
3. Sonipat	1982=100	786	790
	* 1972-73=100	1746	1754
4. Surajpur- Pinjore	1982=100	786	790
	* 1972-73=100	1752	1762
5. Bahadurgarh	1982=100	788	792
6. Panipat	1982=100	787	791

*Converted on old base (July 1972 to June 1973)


Deputy Director 17/4/12

for Director, Department of Economic & Statistical Analysis,
Haryana.

GOVERNMENT OF HARYANA
DEPARTMENT OF ECONOMIC & STATISTICAL ANALYSIS, HARYANA


No. DESA (P)-8-11/82(C.P.I)-2012/ 10810-62 Dated: 15-5-2012

CONSUMER PRICE INDEX NUMBERS FOR INDUSTRIAL WORKERS

(Base 1982=100)

Sr.No.	Centre	Index Numbers	
		February,2012	March,2012
Haryana	1982=100	791	800
	* 1972-73=100	1709	1728
1. Bhiwani	1982=100	792	801
	* 1972-73=100	1758	1779
2. Hisar	1982=100	792	800
	* 1972-73=100	1679	1695
3. Sonipat	1982=100	790	799
	* 1972-73=100	1754	1774
4. Surajpur- Pinjore	1982=100	790	799
	* 1972-73=100	1762	1781
5. Bahadurgarh	1982=100	792	800
6. Panipat	1982=100	791	800

*Converted on old base (July 1972 to June 1973)



Deputy Director

for Director, Department of Economic & Statistical Analysis,
Haryana.

GOVERNMENT OF HARYANA
DEPARTMENT OF ECONOMIC & STATISTICAL ANALYSIS, HARYANA

No. DESA (P)-8-11/82(C.P.I)-2012/ 12355-406

Dated: 14-6-2012

CONSUMER PRICE INDEX NUMBERS FOR INDUSTRIAL WORKERS

(Base 1982=100)

Sr.No.	Centre	Index Numbers	
		March,2012	April,2012
Haryana	1982=100	800	820
	* 1972-73=100	1728	1771
1. Bhiwani	1982=100	801	820
	* 1972-73=100	1779	1820
2. Hisar	1982=100	800	819
	* 1972-73=100	1695	1736
3. Sonipat	1982=100	799	819
	* 1972-73=100	1774	1818
4. Surajpur- Pinjore	1982=100	799	819
	* 1972-73=100	1781	1826
5. Bahadurgarh	1982=100	800	820
6. Panipat	1982=100	800	820

*Converted on old base (July 1972 to June 1973)


Research Officer

for Director, Department of Economic & Statistical Analysis,
Haryana.

GOVERNMENT OF HARYANA
DEPARTMENT OF ECONOMIC & STATISTICAL ANALYSIS, HARYANA

No. DESA (P)-8-11/82(C.P.D)-2012/ 14684-735 Dated: 9-7-2012


CONSUMER PRICE INDEX NUMBERS FOR INDUSTRIAL WORKERS

(Base 1982=100)

Sr.No.	Centre	Index Numbers	
		April,2012	May,2012
Haryana	1982=100	820	820
	* 1972-73=100	1771	1771
1. Bhiwani	1982=100	820	820
	* 1972-73=100	1820	1820
2. Hisar	1982=100	819	819
	* 1972-73=100	1736	1736
3. Sonipat	1982=100	819	820
	* 1972-73=100	1818	1820
4. Surajpur- Pinjore	1982=100	819	819
	* 1972-73=100	1826	1826
5. Bahadurgarh	1982=100	820	820
6. Panipat	1982=100	820	821

*Converted on old base (July 1972 to June 1973)


Dy. Director 9/7/12

for Director, Department of Economic & Statistical Analysis,
Haryana. 

GOVERNMENT OF HARYANA
DEPARTMENT OF ECONOMIC & STATISTICAL ANALYSIS, HARYANA

No. DESA (P)-8-11/82(C.P.I)-2012/ 19100-51

Dated: 8/8/2012

CONSUMER PRICE INDEX NUMBERS FOR INDUSTRIAL WORKERS

(Base 1982=100)

Sr.No.	Centre	Index Numbers	
		May,2012	June,2012
Haryana	1982=100	820	824
	* 1972-73=100	1771	1780
1. Bhiwani	1982=100	820	825
	* 1972-73=100	1820	1832
2. Hisar	1982=100	819	824
	* 1972-73=100	1736	1747
3. Sonipat	1982=100	820	824
	* 1972-73=100	1820	1829
4. Surajpur- Pinjore	1982=100	819	824
	* 1972-73=100	1826	1838
5. Bahadurgarh	1982=100	820	825
6. Panipat	1982=100	821	825

*Converted on old base (July 1972 to June 1973)


Dy. Director

for Director, Department of Economic & Statistical Analysis,
Haryana.

GOVERNMENT OF HARYANA
DEPARTMENT OF ECONOMIC & STATISTICAL ANALYSIS, HARYANA

No. DESA (P)-8-11/82(C.P.I)-2012/26879-930 Dated: 9/10/12

CONSUMER PRICE INDEX NUMBERS FOR INDUSTRIAL WORKERS

(Base 1982=100)

Sr.No.	Centre	Index Numbers	
		July,2012	August,2012
Haryana	1982=100	844	851
	* 1972-73=100	1823	1838
1. Bhiwani	1982=100	845	852
	* 1972-73=100	1876	1891
2. Hisar	1982=100	844	851
	* 1972-73=100	1789	1804
3. Sonipat	1982=100	845	851
	* 1972-73=100	1876	1889
4. Surajpur- Pinjore	1982=100	844	850
	* 1972-73=100	1882	1896
5. Bahadurgarh	1982=100	846	852
6. Panipat	1982=100	845	851

*Converted on old base (July 1972 to June 1973)


9/10/12
Dy. Director

for Director, Department of Economic & Statistical Analysis,
Haryana. 9)

GOVERNMENT OF HARYANA
DEPARTMENT OF ECONOMIC & STATISTICAL ANALYSIS, HARYANA


No. DESA (P)-8-11/82(C.P.I)-2012/28769-820 Dated: 7/11/12


CONSUMER PRICE INDEX NUMBERS FOR INDUSTRIAL WORKERS

(Base 1982=100)

Sr.No.	Centre	Index Numbers	
		August,2012	September,2012
Haryana	1982=100	851	855
	* 1972-73=100	1838	1847
1. Bhiwani	1982=100	852	856
	* 1972-73=100	1891	1900
2. Hisar	1982=100	851	855
	* 1972-73=100	1804	1813
3. Sonapat	1982=100	851	855
	* 1972-73=100	1889	1898
4. Surajpur- Pinjore	1982=100	850	855
	* 1972-73=100	1896	1907
5. Bahadurgarh	1982=100	852	856
6. Panipat	1982=100	851	856

*Converted on old base (July 1972 to June 1973)


7/11/12
Dy. Director

for Director, Department of Economic & Statistical Analysis,
Haryana. 

GOVERNMENT OF HARYANA
DEPARTMENT OF ECONOMIC & STATISTICAL ANALYSIS, HARYANA

No. DESA (P)-8-11/82(C.P.I)-2012/ 40668-719 Dated: 10/12/12

CONSUMER PRICE INDEX NUMBERS FOR INDUSTRIAL WORKERS

(Base 1982=100)

Sr.No.	Centre	Index Numbers	
		September,2012	October,2012
Haryana	1982=100	855	860
	* 1972-73=100	1847	1858
1. Bhiwani	1982=100	856	861
	* 1972-73=100	1900	1911
2. Hisar	1982=100	855	860
	* 1972-73=100	1813	1824
3. Sonipat	1982=100	855	860
	* 1972-73=100	1898	1908
4. Surajpur- Pinjore	1982=100	855	860
	* 1972-73=100	1907	1917
5. Bahadurgarh	1982=100	856	861
6. Panipat	1982=100	856	861

*Converted on old base (July 1972 to June 1973)

(Signature)
10/12/12
Dy. Director

for Director, Department of Economic & Statistical Analysis,
Haryana.

GOVERNMENT OF HARYANA
DEPARTMENT OF ECONOMIC & STATISTICAL ANALYSIS, HARYANA

No. DESA (P)-8-11/82(C.P.I)-2013/678-732


Dated: 8/1/13

CONSUMER PRICE INDEX NUMBERS FOR INDUSTRIAL WORKERS

(Base 1982=100)

Sr.No.	Centre	Index Numbers	
		October,2012	November,2012
Haryana	1982=100	860	864
	* 1972-73=100	1858	1866
1. Bhiwani	1982=100	861	865
	* 1972-73=100	1911	1920
2. Hisar	1982=100	860	864
	* 1972-73=100	1824	1832
3. Sonipat-	1982=100	860	864
	* 1972-73=100	1908	1918
4. Surajpur- Pinjore	1982=100	860	864
	* 1972-73=100	1917	1927
5. Bahadurgarh	1982=100	861	865
6. Panipat	1982=100	861	865

*Converted on old base (July 1972 to June 1973)


Dy. Director

for Director, Department of Economic & Statistical Analysis,
Haryana.

GOVERNMENT OF HARYANA
DEPARTMENT OF ECONOMIC & STATISTICAL ANALYSIS, HARYANA


No. DESA (P)-8-11/82(C.P.I)-2013/ 4782-4835 Dated: 18-2-2013

CONSUMER PRICE INDEX NUMBERS FOR INDUSTRIAL WORKERS

(Base 1982=100)

Sr.No.	Centre	Index Numbers	
		November,2012	December,2012
Haryana	1982=100	864	862
	* 1972-73=100	1866	1862
1. Bhiwani	1982=100	865	863
	* 1972-73=100	1920	1916
2. Hisar	1982=100	864	862
	* 1972-73=100	1832	1827
3. Sonipat	1982=100	864	861
	* 1972-73=100	1918	1911
4. Surajpur- Pinjore	1982=100	864	861
	* 1972-73=100	1927	1920
5. Bahadurgarh	1982=100	865	863
6. Panipat	1982=100	865	862

*Converted on old base (July 1972 to June 1973)


Joint. Director 18/2/13

for Director, Department of Economic & Statistical Analysis,
Haryana