

GOVERNMENT OF HARYANA  
DEPARTMENT OF ECONOMIC & STATISTICAL ANALYSIS, HARYANA

No. DESA (P)-8-11/82(C.P.I)-2013/ 7215-66 Dated: 11-3-2013

CONSUMER PRICE INDEX NUMBERS FOR INDUSTRIAL WORKERS

(Base 1982=100)

Sr.No.	Centre	Index Numbers	
		December,2012	January,2013
Haryana	1982=100	862	868
	* 1972-73=100	1862	1875
1. Bhiwani	1982=100	863	869
	* 1972-73=100	1916	1929
2. Hisar	1982=100	862	868
	* 1972-73=100	1827	1840
3. Sonipat	1982=100	861	868
	* 1972-73=100	1911	1927
4. Surajpur- Pinjore	1982=100	861	868
	* 1972-73=100	1920	1936
5. Bahadurgarh	1982=100	863	870
6. Panipat	1982=100	862	868

\*Converted on old base (July 1972 to June 1973)

Joint. Director

for Director, Department of Economic & Statistical Analysis,  
Haryana

GOVERNMENT OF HARYANA  
DEPARTMENT OF ECONOMIC & STATISTICAL ANALYSIS, HARYANA


No. DESA (P)-8-11/82(C.P.I)-2013/ 10197-248 Dated: 10-4-2013

CONSUMER PRICE INDEX NUMBERS FOR INDUSTRIAL WORKERS

(Base 1982=100)

Sr.No.	Centre	Index Numbers	
		January,2013	February,2013
Haryana	1982=100	868	876
	* 1972-73=100	1875	1892
1. Bhiwani	1982=100	869	877
	* 1972-73=100	1929	1947
2. Hisar	1982=100	868	875
	* 1972-73=100	1840	1855
3. Sonipat	1982=100	868	875
	* 1972-73=100	1927	1943
4. Surajpur- Pinjore	1982=100	868	875
	* 1972-73=100	1936	1951
5. Bahadurgarh	1982=100	870	878
6. Panipat	1982=100	868	876

\*Converted on old base (July 1972 to June 1973)

  
10/4/13

Joint. Director

for Director, Department of Economic & Statistical Analysis,  
Haryana. 

GOVERNMENT OF HARYANA  
DEPARTMENT OF ECONOMIC & STATISTICAL ANALYSIS, HARYANA

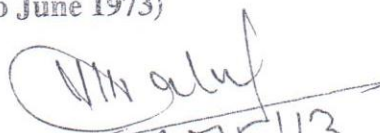
No. DESA (P)-8-11/82(C.P.I)-2013/ 12079-130 Dated: 10.5.2013

CONSUMER PRICE INDEX NUMBERS FOR INDUSTRIAL WORKERS

(Base 1982=100)

Sr.No.	Centre	Index Numbers	
		February,2013	March,2013
Haryana	1982=100	876	880
	* 1972-73=100	1892	1901
1. Bhiwani	1982=100	877	881
	* 1972-73=100	1947	1956
2. Hisar	1982=100	875	879
	* 1972-73=100	1855	1863
3. Sonipat	1982=100	875	880
	* 1972-73=100	1943	1954
4. Surajpur- Pinjore	1982=100	875	880
	* 1972-73=100	1951	1962
5. Bahadurgarh	1982=100	878	882
6. Panipat	1982=100	876	880

\*Converted on old base (July 1972 to June 1973)

  
10/5/13  
Joint. Director

for Director, Department of Economic & Statistical Analysis,  
Haryana

GOVERNMENT OF HARYANA  
DEPARTMENT OF ECONOMIC & STATISTICAL ANALYSIS, HARYANA


No. DESA (P)-8-11/82(C.P.I)-2013/ 15770-821 Dated: 10.6.2013

CONSUMER PRICE INDEX NUMBERS FOR INDUSTRIAL WORKERS

(Base 1982=100)

Sr.No.	Centre	Index Numbers	
		March,2013	April,2013
Haryana	1982=100	880	887
	* 1972-73=100	1901	1916
1. Bhiwani	1982=100	881	887
	* 1972-73=100	1956	1969
2. Hisar	1982=100	879	886
	* 1972-73=100	1863	1878
3. Sonipat	1982=100	880	887
	* 1972-73=100	1954	1969
4. Surajpur- Pinjore	1982=100	880	886
	* 1972-73=100	1962	1976
5. Bahadurgarh	1982=100	882	888
6. Panipat	1982=100	880	886

\*Converted on old base (July 1972 to June 1973)

  
10/6/13  
Joint. Director

for Director, Department of Economic & Statistical Analysis,  
Haryana.


GOVERNMENT OF HARYANA  
DEPARTMENT OF ECONOMIC & STATISTICAL ANALYSIS, HARYANA

No. DESA (P)-8-11/82(C.P.I)-2013/ 18612-63 Dated: 9-2-2013  
CONSUMER PRICE INDEX NUMBERS FOR INDUSTRIAL WORKERS

(Base 1982=100)

Sr.No.	Centre	Index Numbers	
		April,2013	May,2013
Haryana	1982=100	887	887
	* 1972-73=100	1916	1916
1. Bhiwani	1982=100	887	887
	* 1972-73=100	1969	1969
2. Hisar	1982=100	886	886
	* 1972-73=100	1878	1878
3. Sonipat	1982=100	887	887
	* 1972-73=100	1969	1969
4. Surajpur- Pinjore	1982=100	886	886
	* 1972-73=100	1976	1976
5. Bahadurgarh	1982=100	888	888
6. Panipat	1982=100	886	886

\*Converted on old base (July 1972 to June 1973)

  
Joint. Director

for Director, Department of Economic & Statistical Analysis,  
Haryana.

GOVERNMENT OF HARYANA  
DEPARTMENT OF ECONOMIC & STATISTICAL ANALYSIS, HARYANA


No. DESA (P)-8-11/82(C.P.I)-2013/ 21072-128 Dated: 28-8-2013

CONSUMER PRICE INDEX NUMBERS FOR INDUSTRIAL  
WORKERS

(Base 1982=100)

Sr.No.	Centre	Index Numbers	
		May,2013	June,2013
Haryana	1982=100	887	895
	* 1972-73=100	1916	1933
1. Bhiwani	1982=100	887	895
	* 1972-73=100	1969	1987
2. Hisar	1982=100	886	895
	* 1972-73=100	1878	1897
3. Sonipat	1982=100	887	896
	* 1972-73=100	1969	1989
4. Surajpur- Pinjore	1982=100	886	894
	* 1972-73=100	1976	1994
5. Bahadurgarh	1982=100	888	897
6. Panipat	1982=100	886	894

\*Converted on old base (July 1972 to June 1973)

  
Joint. Director

for Director, Department of Economic & Statistical Analysis,  
Haryana

GOVERNMENT OF HARYANA  
DEPARTMENT OF ECONOMIC & STATISTICAL ANALYSIS, HARYANA


No. DESA (P)-8-11/82(C.P.I)-2013/25997-26049 Dated: 15-10-2013

CONSUMER PRICE INDEX NUMBERS FOR INDUSTRIAL WORKERS

(Base 1982=100)

Sr.No.	Centre	Index Numbers	
		July,2013	August,2013
Haryana	1982=100	905	914
	* 1972-73=100	1955	1974
1. Bhiwani	1982=100	906	915
	* 1972-73=100	2011	2031
2. Hisar	1982=100	906	914
	* 1972-73=100	1921	1938
3. Sonipat	1982=100	906	914
	* 1972-73=100	2011	2029
4. Surajpur- Pinjore	1982=100	904	913
	* 1972-73=100	2016	2036
5. Bahadurgarh	1982=100	907	915
6. Panipat	1982=100	904	912

\*Converted on old base (July 1972 to June 1973)


  
 Deputy Director  
 for Director, Deptt. Of Economic & Statistical  
 Analysis, Haryana.

GOVERNMENT OF HARYANA  
DEPARTMENT OF ECONOMIC & STATISTICAL ANALYSIS, HARYANA

No. DESA (P)-8-II/82(C.P.I.)-2013/ 28377-69 Dated: 15-11-2013  
CONSUMER PRICE INDEX NUMBERS FOR INDUSTRIAL WORKERS  
(Base 1982=100)

Sr.No.	Centre	Index Numbers	
		August,2013	September,2013
Haryana	1982=100	914	919
	* 1972-73=100	1974	1985
1. Bhiwani	1982=100	915	920
	* 1972-73=100	2031	2042
2. Hisar	1982=100	914	919
	* 1972-73=100	1938	1948
3. Sonipat	1982=100	914	919
	* 1972-73=100	2029	2040
4. Surajpur- Pinjore	1982=100	913	918
	* 1972-73=100	2036	2047
5. Bahadurgarh	1982=100	915	920
6. Panipat	1982=100	912	917

\*Converted on old base (July 1972 to June 1973)

  
Deputy Director  
for Director, Deptt. Of Economic & Statistical  
Analysis, Haryana.



GOVERNMENT OF HARYANA  
DEPARTMENT OF ECONOMIC & STATISTICAL ANALYSIS, HARYANA

No. DESA (P)-8-11/82(C.P.I)-2013/ 29726-79 Dated: 11-12-2013

CONSUMER PRICE INDEX NUMBERS FOR INDUSTRIAL WORKERS

(Base 1982=100)

Sr.No.	Centre	Index Numbers	
		September,2013	October,2013
Haryana	1982=100	919	931
	* 1972-73=100	1985	2011
1. Bhiwani	1982=100	920	932
	* 1972-73=100	2042	2069
2. Hisar	1982=100	919	932
	* 1972-73=100	1948	1976
3. Sonipat	1982=100	919	933
	* 1972-73=100	2040	2071
4. Surajpur- Pinjore	1982=100	918	930
	* 1972-73=100	2047	2074
5. Bahadurgarh	1982=100	920	933
6. Panipat	1982=100	917	931

\*Converted on old base (July 1972 to June 1973)

o/c

*RL*  
Deputy Director

for Director, Deptt. Of Economic & Statistical  
Analysis, Haryana.

GOVERNMENT OF HARYANA  
DEPARTMENT OF ECONOMIC & STATISTICAL ANALYSIS, HARYANA

No. DESA (P)-8-11/82(C.P.I)-2014/ 536-87 Dated: 9-11-2014


CONSUMER PRICE INDEX NUMBERS FOR INDUSTRIAL WORKERS

(Base 1982=100)

Sr.No.	Centre	Index Numbers	
		October,2013	November,2013
Haryana	1982=100	931	939
	* 1972-73=100	2011	2028
1. Bhiwani	1982=100	932	940
	* 1972-73=100	2069	2087
2. Hisar	1982=100	932	940
	* 1972-73=100	1976	1993
3. Sonipat	1982=100	933	940
	* 1972-73=100	2071	2087
4. Surajpur- Pinjore	1982=100	930	937
	* 1972-73=100	2074	2090
5. Bahadurgarh	1982=100	933	940
6. Panipat	1982=100	931	939

\*Converted on old base (July 1972 to June 1973)

c/c

  
Deputy Director  
for Director, Deptt. Of Economic & Statistical  
Analysis, Haryana.

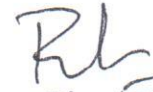
DEPARTMENT OF ECONOMIC & STATISTICAL ANALYSIS, HARYANA

No. DESA (P)-8-11/82(C.P.I)-2014/ 2525-75 Dated: 5-2-2014

CONSUMER PRICE INDEX NUMBERS FOR INDUSTRIAL WORKERS  
(Base 1982=100)

Sr.No.	Centre	Index Numbers	
		November,2013	December,2013
	Haryana	939	932
	1982=100		
	* 1972-73=100	2028	2013
1.	Bhiwani	940	933
	1982=100		
	* 1972-73=100	2087	2071
2.	Hisar	940	933
	1982=100		
	* 1972-73=100	1993	1978
3.	Sonipat	940	933
	1982=100		
	* 1972-73=100	2087	2071
4.	Surajpur- Pinjore	937	929
	1982=100		
	* 1972-73=100	2090	2072
5.	Bahadurgarh	940	932
	1982=100		
6.	Panipat	939	932
	1982=100		

\*Converted on old base (July 1972 to June 1973)

  
Deputy Director  
for Director, Deptt. Of Economic & Statistical  
Analysis, Haryana