

GOVERNMENT OF HARYANA  
DEPARTMENT OF ECONOMIC & STATISTICAL ANALYSIS, HARYANA

No. DESA (P)-8-11/82(C.P.I)-2017 / 5044-93

Dated: 15-03-2017


CONSUMER PRICE INDEX NUMBERS FOR INDUSTRIAL WORKERS

(Base 1982=100)

Sr.No.	Centre	Index Numbers	
		December,2016	January,2017
Haryana	1982=100	1070	1067
	* 1972-73=100	2311	2305
1. Bhiwani	1982=100	1068	1066
	* 1972-73=100	2371	2367
2. Hisar	1982=100	1071	1069
	* 1972-73=100	2271	2266
3. Sonipat	1982=100	1070	1066
	* 1972-73=100	2375	2367
4. Surajpur- Pinjore	1982=100	1069	1066
	* 1972-73=100	2384	2377
5. Bahadurgarh	1982=100	1066	1062
6. Panipat	1982=100	1075	1072

\*Converted on old base (July 1972 to June 1973)

dc

  
Deputy Director  
for Director, Deptt. Of Economic & Statistical  
Analysis, Haryana.

GOVERNMENT OF HARYANA  
DEPARTMENT OF ECONOMIC & STATISTICAL ANALYSIS, HARYANA

No. DESA (P)-8-11/82(C.P.I)-2017 / 6445-93 Dated: 11.04.2017  
CONSUMER PRICE INDEX NUMBERS FOR INDUSTRIAL WORKERS  
(Base 1982=100)

Sr.No.	Centre	Index Numbers	
		January,2017	February,2017
Haryana	1982=100	1067	1067
	* 1972-73=100	2305	2305
1. Bhiwani	1982=100	1066	1066
	* 1972-73=100	2367	2367
2. Hisar	1982=100	1069	1069
	* 1972-73=100	2266	2266
3. Sonipat	1982=100	1066	1067
	* 1972-73=100	2367	2369
4. Surajpur- Pinjore	1982=100	1066	1066
	* 1972-73=100	2377	2377
5. Bahadurgarh	1982=100	1062	1063
6. Panipat	1982=100	1072	1073

\*Converted on old base (July 1972 to June 1973)

*o/c*  
Deputy Director  
for Director, Deptt. Of Economic & Statistical  
Analysis, Haryana

GOVERNMENT OF HARYANA  
DEPARTMENT OF ECONOMIC & STATISTICAL ANALYSIS, HARYANA

No. DESA (P)-8-11/82(C.P.I)-2017 / 7611-60

Dated: 8-5-2017


CONSUMER PRICE INDEX NUMBERS FOR INDUSTRIAL WORKERS

(Base 1982=100)

Sr.No.	Centre	Index Numbers	
		February, 2017	March, 2017
Haryana	1982=100	1067	1070
	* 1972-73=100	2305	2311
1. Bhiwani	1982=100	1066	1069
	* 1972-73=100	2367	2373
2. Hisar	1982=100	1069	1073
	* 1972-73=100	2266	2275
3. Sonipat	1982=100	1067	1070
	* 1972-73=100	2369	2375
4. Surajpur- Pinjore	1982=100	1066	1069
	* 1972-73=100	2377	2384
5. Bahadurgarh	1982=100	1063	1067
6. Panipat	1982=100	1073	1076

\*Converted on old base (July 1972 to June 1973)

o/c

  
Deputy Director  
for Director, Deptt. Of Economic & Statistical  
Analysis, Haryana

GOVERNMENT OF HARYANA  
DEPARTMENT OF ECONOMIC & STATISTICAL ANALYSIS, HARYANA


No. DESA (P)-8-11/82(C.P.I)-2017/10185-234 Dated: 13-6-2017  
CONSUMER PRICE INDEX NUMBERS FOR INDUSTRIAL WORKERS

(Base 1982=100)

Sr.No.	Centre	Index Numbers	
		March, 2017	April, 2017
Haryana	1982=100	1070	1076 ✓
	* 1972-73=100	2311	2324 ✓
1. Bhiwani	1982=100	1069	1075 ✓
	* 1972-73=100	2373	2387 ✓
2. Hisar	1982=100	1073	1078 ✓
	* 1972-73=100	2275	2285 ✓
3. Sonipat	1982=100	1070	1075 ✓
	* 1972-73=100	2375	2387 ✓
4. Surajpur- Pinjore	1982=100	1069	1075 ✓
	* 1972-73=100	2384	2397 ✓
5. Bahadurgarh	1982=100	1067	1073 ✓
6. Panipat	1982=100	1076	1082 ✓

\*Converted on old base (July 1972 to June 1973)

d/c

  
Deputy Director  
for Director, Deptt. Of Economic & Statistical  
Analysis, Haryana.

GOVERNMENT OF HARYANA  
DEPARTMENT OF ECONOMIC & STATISTICAL ANALYSIS, HARYANA


No. DESA (P)-8-11/82(C.P.I)-2017 / 20359-409 Dated: 18/7/17  
CONSUMER PRICE INDEX NUMBERS FOR INDUSTRIAL WORKERS

(Base 1982=100)

Sr.No.	Centre	Index Numbers	
		April,2017	May,2017
Haryana	1982=100	1076	1079
	* 1972-73=100	2324	2331
1. Bhiwani	1982=100	1075	1078
	* 1972-73=100	2387	2393
2. Hisar	1982=100	1078	1082
	* 1972-73=100	2285	2294
3. Sonipat	1982=100	1075	1078
	* 1972-73=100	2387	2393
4. Surajpur- Pinjore	1982=100	1075	1078
	* 1972-73=100	2397	2404
5. Bahadurgarh	1982=100	1073	1077
6. Panipat	1982=100	1082	1085

\*Converted on old base (July 1972 to June 1973)

o/c

  
Deputy Director 17/7  
for Director, Deptt. Of Economic & Statistical  
Analysis, Haryana

GOVERNMENT OF HARYANA  
DEPARTMENT OF ECONOMIC & STATISTICAL ANALYSIS, HARYANA


No. DESA (P)-8-11/82(C.P.I)-2017 / 21572-621 Dated: 18/8/17

CONSUMER PRICE INDEX NUMBERS FOR INDUSTRIAL WORKERS

(Base 1982=100)

Sr.No.	Centre	Index Numbers	
		May,2017	June,2017
Haryana	1982=100	1079	1086
	* 1972-73=100	2331	2346
1. Bhiwani	1982=100	1078	1084
	* 1972-73=100	2393	2406
2. Hisar	1982=100	1082	1089
	* 1972-73=100	2294	2309
3. Sonapat	1982=100	1078	1084
	* 1972-73=100	2393	2406
4. Surajpur- Pinjore	1982=100	1078	1084
	* 1972-73=100	2404	2417
5. Bahadurgarh	1982=100	1077	1084
6. Panipat	1982=100	1085	1092

\*Converted on old base (July 1972 to June 1973)

  
Deputy Director  
for Director, Deptt. Of Economic & Statistical  
Analysis, Haryana

GOVERNMENT OF HARYANA  
DEPARTMENT OF ECONOMIC & STATISTICAL ANALYSIS, HARYANA

No. DESA (P)-8-11/82(C.P.I)-2017 / 23496-545 Dated: 18-09-2017


CONSUMER PRICE INDEX NUMBERS FOR INDUSTRIAL WORKERS

(Base 1982=100)

Sr.No.	Centre	Index Numbers	
		June,2017	July,2017
Haryana	1982=100	1086	1104
	* 1972-73=100	2346	2385
1. Bhiwani	1982=100	1084	1103
	* 1972-73=100	2406	2449
2. Hisar	1982=100	1089	1106
	* 1972-73=100	2309	2345
3. Sonipat	1982=100	1084	1101
	* 1972-73=100	2406	2444
4. Surajpur- Pinjore	1982=100	1084	1101
	* 1972-73=100	2417	2455
5. Bahadurgarh	1982=100	1084	1103
6. Panipat	1982=100	1092	1111

\*Converted on old base (July 1972 to June 1973)

o/c

  
Deputy Director  
for Director, Deptt. Of Economic & Statistical  
Analysis, Haryana

GOVERNMENT OF HARYANA  
DEPARTMENT OF ECONOMIC & STATISTICAL ANALYSIS, HARYANA

No. DESA (P)-8-11/82(C.P.I)-2017/2663-52 Dated: 16-11-2017


CONSUMER PRICE INDEX NUMBERS FOR INDUSTRIAL WORKERS

(Base 1982=100)

Sr.No.	Centre	Index Numbers	
		July,2017	August,2017
Haryana	1982=100	1104	1109
	* 1972-73=100	2385	2395
1. Bhiwani	1982=100	1103	1108
	* 1972-73=100	2449	2460
2. Hisar	1982=100	1106	1112
	* 1972-73=100	2345	2357
3. Sonipat	1982=100	1101	1106
	* 1972-73=100	2444	2455
4. Surajpur- Pinjore	1982=100	1101	1107
	* 1972-73=100	2455	2469
5. Bahadurgarh	1982=100	1103	1108
6. Panipat	1982=100	1111	1116

\*Converted on old base (July 1972 to June 1973)

*o/c*

  
Deputy Director  
for Director, Deptt. Of Economic & Statistical  
Analysis, Haryana




GOVERNMENT OF HARYANA  
DEPARTMENT OF ECONOMIC & STATISTICAL ANALYSIS, HARYANA

No. DESA (P)-8-11/82(C.P.I)-2017/26778-832 Dated: 21-11-2017  
CONSUMER PRICE INDEX NUMBERS FOR INDUSTRIAL WORKERS  
(Base 1982=100)

Sr.No.	Centre	Index Numbers	
		August,2017	September,2017
Haryana	1982=100	1109	1114
	* 1972-73=100	2395	2406
1. Bhiwani	1982=100	1108	1112
	* 1972-73=100	2460	2469
2. Hisar	1982=100	1112	1116
	* 1972-73=100	2357	2366
3. Sonipat	1982=100	1106	1111
	* 1972-73=100	2455	2466
4. Surajpur- Pinjore	1982=100	1107	1111
	* 1972-73=100	2469	2478
5. Bahadurgarh	1982=100	1108	1113
6. Panipat	1982=100	1116	1121

\*Converted on old base (July 1972 to June 1973)

o/c

  
Deputy Director  
for Director, Deptt. Of Economic & Statistical  
Analysis, Haryana

GOVERNMENT OF HARYANA  
DEPARTMENT OF ECONOMIC & STATISTICAL ANALYSIS, HARYANA


No. DESA (P)-8-11/82(C.P.I)-2017/28889-935 Dated: 12.12.2017  
CONSUMER PRICE INDEX NUMBERS FOR INDUSTRIAL WORKERS

(Base 1982=100)

Sr.No.	Centre	Index Numbers	
		September,2017	October.2017
Haryana	1982=100	1114	1119
	* 1972-73=100	2406	2417
1. Bhiwani	1982=100	1112	1116
	* 1972-73=100	2469	2478
2. Hisar	1982=100	1116	1121
	* 1972-73=100	2366	2377
3. Sonipat	1982=100	1111	1116
	* 1972-73=100	2466	2478
4. Surajpur- Pinjore	1982=100	1111	1116
	* 1972-73=100	2478	2489
5. Bahadurgarh	1982=100	1113	1118
6. Panipat	1982=100	1121	1125

\*Converted on old base (July 1972 to June 1973)

o/c

  
Deputy Director  
for Director, Deptt. Of Economic & Statistical  
Analysis, Haryana.

GOVERNMENT OF HARYANA  
DEPARTMENT OF ECONOMIC & STATISTICAL ANALYSIS, HARYANA


No. DESA (P)-8-11/82(C.P.I)-2018 / 678-727 Dated: 12-1-2018

CONSUMER PRICE INDEX NUMBERS FOR INDUSTRIAL WORKERS

(Base 1982=100)

Sr.No.	Centre	Index Numbers	
		October,2017	November,2017
Haryana	1982=100	1119	1121
	* 1972-73=100	2417	2421
1. Bhiwani	1982=100	1116	1118
	* 1972-73=100	2478	2482
2. Hisar	1982=100	1121	1123
	* 1972-73=100	2377	2381
3. Sonipat	1982=100	1116	1118
	* 1972-73=100	2478	2482
4. Surajpur- Pinjore	1982=100	1116	1118
	* 1972-73=100	2489	2493
5. Bahadurgarh	1982=100	1118	1120
6. Panipat	1982=100	1125	1127

\*Converted on old base (July 1972 to June 1973)

  
Deputy Director  
for Director, Deptt. Of Economic & Statistical  
Analysis, Haryana

GOVERNMENT OF HARYANA  
DEPARTMENT OF ECONOMIC & STATISTICAL ANALYSIS, HARYANA


No. DESA (P)-8-11/82(C.P.I)-2018 / 2092-2142 Dated: 15-02-2018

CONSUMER PRICE INDEX NUMBERS FOR INDUSTRIAL WORKERS

(Base 1982=100)

Sr.No.	Centre	Index Numbers	
		November,2017	December,2017
Haryana	1982=100	1121	1113
	* 1972-73=100	2421	2404
1. Bhiwani	1982=100	1118	1111
	* 1972-73=100	2482	2466
2. Hisar	1982=100	1123	1116
	* 1972-73=100	2381	2366
3. Sonipat	1982=100	1118	1110
	* 1972-73=100	2482	2464
4. Surajpur- Pinjore	1982=100	1118	1110
	* 1972-73=100	2493	2475
5. Bahadurgarh	1982=100	1120	1112
6. Panipat	1982=100	1127	1120

\*Converted on old base (July 1972 to June 1973)

  
Deputy Director  
for Director, Deptt. Of Economic & Statistical  
Analysis, Haryana