

GOVERNMENT OF HARYANA
DEPARTMENT OF ECONOMIC & STATISTICAL ANALYSIS, HARYANA


No. DESA (P)-8-11/82(C.P.I)-2019 / 2020-70 Dated: 6-2-2019
CONSUMER PRICE INDEX NUMBERS FOR INDUSTRIAL WORKERS

(Base 1982=100)

Sr.No.	Centre	Index Numbers	
		Nov.2018	Dec.2018
Haryana	1982=100	1166	1163
	* 1972-73=100	2519	2512
1. Bhiwani	1982=100	1163	1160
	* 1972-73=100	2582	2575
2. Hisar	1982=100	1167	1164
	* 1972-73=100	2474	2468
3. Sonipat	1982=100	1165	1162
	* 1972-73=100	2586	2580
4. Surajpur- Pinjore	1982=100	1163	1160
	* 1972-73=100	2593	2587
5. Bahadurgarh	1982=100	1166	1164
6. Panipat	1982=100	1172	1170

*Converted on old base (July 1972 to June 1973)

o/c


Deputy Director
for Director, Deptt. Of Economic & Statistical
Analysis, Haryana

GOVERNMENT OF HARYANA
DEPARTMENT OF ECONOMIC & STATISTICAL ANALYSIS, HARYANA

No. DESA (P)-8-11/82(C.P.I)-2019 / 401-51

Dated: 10-01-2019

CONSUMER PRICE INDEX NUMBERS FOR INDUSTRIAL WORKERS

(Base 1982=100)

Sr.No.	Centre	Index Numbers	
		Oct.2018	Nov.2018
Haryana	1982=100	1165	1166
	* 1972-73=100	2516	2519
1. Bhiwani	1982=100	1162	1163
	* 1972-73=100	2580	2582
2. Hisar	1982=100	1166	1167
	* 1972-73=100	2472	2474
3. Sonipat	1982=100	1164	1165
	* 1972-73=100	2584	2586
4. Surajpur- Pinjore	1982=100	1162	1163
	* 1972-73=100	2591	2593
5. Bahadurgarh	1982=100	1165	1166
6. Panipat	1982=100	1171	1172

*Converted on old base (July 1972 to June 1973)

o/c  10/01/2019
Research officer,
for Director, Deptt. Of Economic & Statistical
Analysis, Haryana.

GOVERNMENT OF HARYANA
DEPARTMENT OF ECONOMIC & STATISTICAL ANALYSIS, HARYANA

No. DESA (P)-8-11/82(C.P.I)-2018 / 18958-09

Dated: 24/12/18

CONSUMER PRICE INDEX NUMBERS FOR INDUSTRIAL WORKERS

(Base 1982=100)

Sr.No.	Centre	Index Numbers	
		Sept.2018	Oct.2018
Haryana	1982=100	1161	1165
	* 1972-73=100	2508	2516
1. Bhiwani	1982=100	1158	1162
	* 1972-73=100	2571	2580
2. Hisar	1982=100	1161	1166
	* 1972-73=100	2461	2472
3. Sonipat	1982=100	1159	1164
	* 1972-73=100	2573	2584
4. Surajpur- Pinjore	1982=100	1158	1162
	* 1972-73=100	2582	2591
5. Bahadurgarh	1982=100	1161	1165
6. Panipat	1982=100	1166	1171

*Converted on old base (July 1972 to June 1973)


o/c Deputy Director
for Director, Deptt. Of Economic & Statistical
Analysis, Haryana

GOVERNMENT OF HARYANA
DEPARTMENT OF ECONOMIC & STATISTICAL ANALYSIS, HARYANA

No. DESA (P)-8-11/82(C.P.I)-2018 / 16794-843 Dated: 14-11-2018
CONSUMER PRICE INDEX NUMBERS FOR INDUSTRIAL WORKERS
(Base 1982=100)

Sr.No.	Centre	Index Numbers	
		August,2018	September,2018
Haryana	1982=100	1159	1161
	* 1972-73=100	2503	2508
1. Bhiwani	1982=100	1157	1158
	* 1972-73=100	2569	2571
2. Hisar	1982=100	1160	1161
	* 1972-73=100	2459	2461
3. Sonipat	1982=100	1157	1159
	* 1972-73=100	2569	2573
4. Surajpur- Pinjore	1982=100	1157	1158
	* 1972-73=100	2580	2582
5. Bahadurgarh	1982=100	1159	1161
6. Panipat	1982=100	1164	1166

*Converted on old base (July 1972 to June 1973)


 Deputy Director
 for Director, Deptt. Of Economic & Statistical
 Analysis, Haryana.

dc

GOVERNMENT OF HARYANA
DEPARTMENT OF ECONOMIC & STATISTICAL ANALYSIS, HARYANA


No. DESA (P)-8-11/82(C.P.I)-2018 / 16080-130 Dated: 25-10-2018

CONSUMER PRICE INDEX NUMBERS FOR INDUSTRIAL WORKERS

(Base 1982=100)

Sr.No.	Centre	Index Numbers		
		July,2018	August,2018	
	Haryana	1982=100	1156	1159
		* 1972-73=100	2497	2503
1.	Bhiwani	1982=100	1154	1157
		* 1972-73=100	2562	2569
2.	Hisar	1982=100	1157	1160
		* 1972-73=100	2453	2459
3.	Sonipat	1982=100	1154	1157
		* 1972-73=100	2562	2569
4.	Surajpur-	1982=100	1154	1157
	Pinjore	* 1972-73=100	2573	2580
5.	Bahadurgarh	1982=100	1156	1159
6.	Panipat	1982=100	1161	1164

*Converted on old base (July 1972 to June 1973)


 Deputy Director
 for Director, Deptt. Of Economic & Statistical
 Analysis, Haryana

GOVERNMENT OF HARYANA
DEPARTMENT OF ECONOMIC & STATISTICAL ANALYSIS, HARYANA

No. DESA (P)-8-11/82(C.P.I)-2018 / 14981

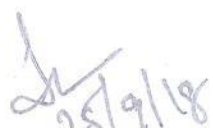
Dated: 25-9-2018

CONSUMER PRICE INDEX NUMBERS FOR INDUSTRIAL WORKERS

(Base 1982=100)

Sr.No.	Centre	Index Numbers	
		June,2018	July,2018
Haryana	1982=100	1127	1156
	* 1972-73=100	2434	2497
1. Bhiwani	1982=100	1125	1154
	* 1972-73=100	2498	2562
2. Hisar	1982=100	1129	1157
	* 1972-73=100	2393	2453
3. Sonipat	1982=100	1126	1154
	* 1972-73=100	2500	2562
4. Surajpur- Pinjore	1982=100	1125	1154
	* 1972-73=100	2509	2573
5. Bahadurgarh	1982=100	1127	1156
6. Panipat	1982=100	1132	1161

*Converted on old base (July 1972 to June 1973)


25/9/18
Research officer,
for Director, Deptt. Of Economic & Statistical
Analysis, Haryana

GOVERNMENT OF HARYANA
DEPARTMENT OF ECONOMIC & STATISTICAL ANALYSIS, HARYANA

No. DESA (P)-8-11/82(C.P.I)-2018 / 12750-800 Dated: 23-8-2018
CONSUMER PRICE INDEX NUMBERS FOR INDUSTRIAL WORKERS
(Base 1982=100)

Sr.No.	Centre	Index Numbers	
		May,2018	June,2018
Haryana	1982=100	1122	1127
	* 1972-73=100	2424	2434
1. Bhiwani	1982=100	1119	1125
	* 1972-73=100	2484	2498
2. Hisar	1982=100	1124	1129
	* 1972-73=100	2383	2393
3. Sonipat	1982=100	1120	1126
	* 1972-73=100	2486	2500
4. Surajpur- Pinjore	1982=100	1120	1125
	* 1972-73=100	2498	2509
5. Bahadurgarh	1982=100	1122	1127
6. Panipat	1982=100	1127	1132

*Converted on old base (July 1972 to June 1973)

S. S. S.
Deputy Director
for Director, Deptt. Of Economic & Statistical
Analysis, Haryana

GOVERNMENT OF HARYANA
DEPARTMENT OF ECONOMIC & STATISTICAL ANALYSIS, HARYANA

No. DESA (P)-8-11/82(C.P.I)-2018 / 10298-348 Dated: 19-7-18
CONSUMER PRICE INDEX NUMBERS FOR INDUSTRIAL WORKERS
(Base 1982=100)

Sr.No.	Centre	Index Numbers	
		April,2018	May.2018
Haryana	1982=100	1119	1122
	* 1972-73=100	2417	2424
1. Bhiwani	1982=100	1116	1119
	* 1972-73=100	2478	2484
2. Hisar	1982=100	1120	1124
	* 1972-73=100	2374	2383
3. Sonipat	1982=100	1117	1120
	* 1972-73=100	2480	2486
4. Surajpur- Pinjore	1982=100	1117	1120
	* 1972-73=100	2491	2498
5. Bahadurgarh	1982=100	1118	1122
6. Panipat	1982=100	1123	1127

*Converted on old base (July 1972 to June 1973)

d/c

Deputy Director
for Director, Deptt. Of Economic & Statistical
Analysis, Haryana.

GOVERNMENT OF HARYANA
DEPARTMENT OF ECONOMIC & STATISTICAL ANALYSIS, HARYANA


No. DESA (P)-8-11/82(C.P.I)-2018 / 9098-9147 Dated: 2/7/18

CONSUMER PRICE INDEX NUMBERS FOR INDUSTRIAL WORKERS

(Base 1982=100)

Sr.No.	Centre	Index Numbers	
		March,2018	April,2018
Haryana	1982=100	1115	1119
	* 1972-73=100	2408	2417
1. Bhiwani	1982=100	1113	1116
	* 1972-73=100	2471	2478
2. Hisar	1982=100	1116	1120
	* 1972-73=100	2366	2374
3. Sonipat	1982=100	1113	1117
	* 1972-73=100	2471	2480
4. Surajpur- Pinjore	1982=100	1113	1117
	* 1972-73=100	2482	2491
5. Bahadurgarh	1982=100	1114	1118
6. Panipat	1982=100	1120	1123

*Converted on old base (July 1972 to June 1973)


Deputy Director
for Director, Deptt. Of Economic & Statistical
Analysis, Haryana.

99



GOVERNMENT OF HARYANA
DEPARTMENT OF ECONOMIC & STATISTICAL ANALYSIS, HARYANA

No. DESA (P)-8-11/82(C.P.I)-2018 / 7485-7535 Dated:
CONSUMER PRICE INDEX NUMBERS FOR INDUSTRIAL WORKERS
(Base 1982=100)

Sr.No.	Centre	Index Numbers	
		February,2018	March.2018
Haryana	1982=100	1115	1115
	* 1972-73=100	2408	2408
1. Bhiwani	1982=100	1113	1113
	* 1972-73=100	2471	2471
2. Hisar	1982=100	1116	1116
	* 1972-73=100	2366	2366
3. Sonipat	1982=100	1113	1113
	* 1972-73=100	2471	2471
4. Surajpur- Pinjore	1982=100	1113	1113
	* 1972-73=100	2482	2482
5. Bahadurgarh	1982=100	1114	1114
6. Panipat	1982=100	1120	1120

*Converted on old base (July 1972 to June 1973)

d/c


Deputy Director
for Director, Deptt. Of Economic & Statistical
Analysis, Haryana. 


GOVERNMENT OF HARYANA
DEPARTMENT OF ECONOMIC & STATISTICAL ANALYSIS, HARYANA

No. DESA (P)-8-11/82(C.P.I)-2018/5955-6005 Dated: 26-4-18
CONSUMER PRICE INDEX NUMBERS FOR INDUSTRIAL WORKERS

(Base 1982=100)

Sr.No.	Centre	Index Numbers	
		January,2018	February,2018
Haryana	1982=100	1119	1115
	* 1972-73=100	2417	2408
1. Bhiwani	1982=100	1117	1113
	* 1972-73=100	2480	2471
2. Hisar	1982=100	1121	1116
	* 1972-73=100	2377	2366
3. Sonipat	1982=100	1116	1113
	* 1972-73=100	2478	2471
4. Surajpur- Pinjore	1982=100	1116	1113
	* 1972-73=100	2489	2482
5. Bahadurgarh	1982=100	1118	1114
6. Panipat	1982=100	1125	1120

*Converted on old base (July 1972 to June 1973)


Deputy Director
for Director, Deptt. Of Economic & Statistical
Analysis, Haryana.

1


GOVERNMENT OF HARYANA
DEPARTMENT OF ECONOMIC & STATISTICAL ANALYSIS, HARYANA

No. DESA (P)-8-11/82(C.P.D)-2018 / 5669-5718 Dated: 20-04-2018
CONSUMER PRICE INDEX NUMBERS FOR INDUSTRIAL WORKERS
(Base 1982=100)

Sr.No.	Centre	Index Numbers	
		December,2017	January,2018
Haryana	1982=100	1113	1119
	* 1972-73=100	2404	2417
1. Bhiwani	1982=100	1111	1117
	* 1972-73=100	2466	2480
2. Hisar	1982=100	1116	1121
	* 1972-73=100	2366	2377
3. Sonipat	1982=100	1110	1116
	* 1972-73=100	2464	2478
4. Surajpur- Pinjore	1982=100	1110	1116
	* 1972-73=100	2475	2489
5. Bahadurgarh	1982=100	1112	1118
6. Panipat	1982=100	1120	1125

*Converted on old base (July 1972 to June 1973)

d/c


Deputy Director
for Director, Deptt. Of Economic & Statistical
Analysis, Haryana.