

GOVERNMENT OF HARYANA
DEPARTMENT OF ECONOMIC & STATISTICAL ANALYSIS, HARYANA


No. DESA (P)-8-11/82(C.P.I)-2014/ 5586-5635 Dated: 12-3-2014

CONSUMER PRICE INDEX NUMBERS FOR INDUSTRIAL WORKERS

(Base 1982=100)

Sr.No.	Centre	Index Numbers	
		December,2013	January,2014
Haryana	1982=100	932	925
	* 1972-73=100	2013	1998
1. Bhiwani	1982=100	933	926
	* 1972-73=100	2071	2056
2. Hisar	1982=100	933	926
	* 1972-73=100	1978	1963
3. Sonipat	1982=100	933	927
	* 1972-73=100	2071	2058
4. Surajpur- Pinjore	1982=100	929	923
	* 1972-73=100	2072	2058
5. Bahadurgarh	1982=100	932	926
6. Panipat	1982=100	932	926

*Converted on old base (July 1972 to June 1973)


Deputy Director
for Director, Deptt. Of Economic & Statistical
Analysis, Haryana.

GOVERNMENT OF HARYANA
DEPARTMENT OF ECONOMIC & STATISTICAL ANALYSIS, HARYANA



No. DESA (P)-8-11/82(C.P.I)-2014/ 10091-10140 Dated: 9-5-2014

CONSUMER PRICE INDEX NUMBERS FOR INDUSTRIAL WORKERS

(Base 1982=100)

Sr.No.	Centre	Index Numbers	
		February,2014	March ,2014
Haryana	1982=100	930	935
	* 1972-73=100	2009	2020
1. Bhiwani	1982=100	931	935
	* 1972-73=100	2067	2076
2. Hisar	1982=100	930	934
	* 1972-73=100	1972	1980
3. Sonipat	1982=100	932	937
	* 1972-73=100	2069	2080
4. Surajpur- Pinjore	1982=100	928	933
	* 1972-73=100	2069	2081
5. Bahadurgarh	1982=100	930	934
6. Panipat	1982=100	931	936

*Converted on old base (July 1972 to June 1973)


Deputy Director
for Director, Deptt. of Economic & Statistical
Analysis, Haryana. 

GOVERNMENT OF HARYANA
DEPARTMENT OF ECONOMIC & STATISTICAL ANALYSIS, HARYANA


No. DESA (P)-8-11/82(C.P.I)-2014/ 14261-310 Dated: 15-7-2014

CONSUMER PRICE INDEX NUMBERS FOR INDUSTRIAL WORKERS

(Base 1982=100)

Sr.No.	Centre	Index Numbers	
		April,2014	May ,2014
Haryana	1982=100	946	954
	* 1972-73=100	2043	2061
1. Bhiwani	1982=100	946	953
	* 1972-73=100	2100	2116
2. Hisar	1982=100	947	955
	* 1972-73=100	2008	2025
3. Sonipat	1982=100	950	958
	* 1972-73=100	2109	2127
4. Surajpur- Pinjore	1982=100	945	952
	* 1972-73=100	2107	2123
5. Bahadurgarh	1982=100	945	953
6. Panipat	1982=100	948	956

*Converted on old base (July 1972 to June 1973)


Deputy Director
for Director, Deptt. Of Economic & Statistical
Analysis, Haryana.

GOVERNMENT OF HARYANA
DEPARTMENT OF ECONOMIC & STATISTICAL ANALYSIS, HARYANA


No. DESA (P)-8-11/82(C.P.I)-2014/16029-78 Dated: 19-8-2014

CONSUMER PRICE INDEX NUMBERS FOR INDUSTRIAL WORKERS

(Base 1982=100)

Sr.No.	Centre	Index Numbers	
		May,2014	June ,2014
Haryana	1982=100	954	960
	* 1972-73=100	2061	2074
1. Bhiwani	1982=100	953	959
	* 1972-73=100	2116	2129
2. Hisar	1982=100	955	961
	* 1972-73=100	2025	2037
3. Sonipat	1982=100	958	965
	* 1972-73=100	2127	2142
4. Surajpur- Pinjore	1982=100	952	959
	* 1972-73=100	2123	2139
5. Bahadurgarh	1982=100	953	959
6. Panipat	1982=100	956	962

*Converted on old base (July 1972 to June 1973)


Deputy Director
for Director, Deptt. Of Economic & Statistical
Analysis, Haryana.

GOVERNMENT OF HARYANA
DEPARTMENT OF ECONOMIC & STATISTICAL ANALYSIS, HARYANA

No. DESA (P)-8-11/82(C.P.I)-2014/17057-106 Dated: 8-9-2014

CONSUMER PRICE INDEX NUMBERS FOR INDUSTRIAL WORKERS

(Base 1982=100)

Sr.No.	Centre	Index Numbers	
		June, 2014	July, 2014
Haryana	1982=100	960	972
	* 1972-73=100	2074	2100
1. Bhiwani	1982=100	959	970
	* 1972-73=100	2129	2153
2. Hisar	1982=100	961	973
	* 1972-73=100	2037	2063
3. Sonipat	1982=100	965	976
	* 1972-73=100	2142	2167
4. Surajpur- Pinjore	1982=100	959	971
	* 1972-73=100	2139	2165
5. Bahadurgarh	1982=100	959	971
6. Panipat	1982=100	962	974

*Converted on old base (July 1972 to June 1973)

o/c
RL
Deputy Director
for Director, Deptt. Of Economic & Statistical
Analysis, Haryana

GOVERNMENT OF HARYANA
DEPARTMENT OF ECONOMIC & STATISTICAL ANALYSIS, HARYANA

No. DESA (P)-8-11/82(C.P.I)-2015/3193.3242 Dated: 6-2-2015


CONSUMER PRICE INDEX NUMBERS FOR INDUSTRIAL WORKERS

(Base 1982=100)

Sr.No.	Centre	Index Numbers	
		November,2014	December ,2014
Haryana	1982=100	978	974
	* 1972-73=100	2112	2104
1. Bhiwani	1982=100	976	972
	* 1972-73=100	2167	2158
2. Hisar	1982=100	979	975
	* 1972-73=100	2075	2067
3. Sonipat	1982=100	983	979
	* 1972-73=100	2182	2173
4. Surajpur- Pinjore	1982=100	976	972
	* 1972-73=100	2176	2168
5. Bahadurgarh	1982=100	977	973
6. Panipat	1982=100	980	976

*Converted on old base (July 1972 to June 1973)

e/c


Deputy Director
for Director, Deptt. Of Economic & Statistical
Analysis, Haryana