

# INFORMATION BROCHURE

## APJEE (DIPLOMA) 2023 and COUNSELLING



-:Conducted By:-

ARUNACHAL PRADESH  
STATE COUNCIL FOR TECHNICAL EDUCATION

Under

DIRECTORATE OF HIGHER & TECHNICAL EDUCATION,  
GOVT. OF ARUNACHAL PRADESH ITANAGAR

## Index:

Sl. No.	Contents	Page No.
1	Important Dates	4
2	Introduction	5
3	Eligibility	5
4	Categories of Candidates and Generation of Merit List	6
5	Distribution of seats and Registration Fees	7
6	Online Registration For APJEE (Diploma)	7
7	Online Counseling Process	8
8	Seat Allotment And Reporting To The Institutes / Directorate For Round 1 & 2	8
9	Reporting At Allotted Institute.	9
10	Registration and Allotment Procedure	10
	➤ Fresh Online Registration	11
	➤ OTP Verification	13
	➤ Application Form & Qualification Details	14
	➤ Correspondence address / Documents Upload	15
	➤ Preview and Final Submit	16
	➤ Payment Gateway for Fees payment	16
	➤ Student Dashboard	17
11	Subsequent Login for registered users	18
12	Online Choice Filling and Locking	19
13	Seat Allotment	20
14	Allotment Policy	20
15	Documents Required For Registration	21
16	Business Rule and Seat Matrix	22
17	Polytechnics within the State	25-31
18	Govt. of India Seats	33
19	Contact details of Polytechnics within the State	34

**Important: Candidates are advised to provide their working mobile nos. and create and provide email-id wherever required as all information will be shared in these. They are also advised to preserve their password of e mail id for further use.**

# DIPLOMA

**IMPORTANT DATES**

<b>APJEE 2023</b>	
On-line provisional Registration for APJEE (Diploma) Counselling and uploading of documents and response to queries(if any) by students	18.04.2023 to 19.05.2023
Online verification of documents	18.04.2023 to 20.05.2023
Finalization of Registration and generation of Admit Card	21.05.2023
Downloading of Admit Card	22.05.2023 onwards
Conduct of APJEE	27.05.2023
Generation and Declaration of Result	27.05.2023
Filling up of choices & locking by the students	30.05.2023 to 12.06.2023
First Round of seat allotment	15.06.2023
Seat Acceptance / Admission in College / Obtaining Nomination Letter (For outside State)	17.06.2023 to 26.06.2023
Second Round of seat allotment	29.06.2023
Seat Acceptance / Admission in College / Obtaining Nomination Letter (For outside State)	03.07.2023 to 10.07.2023
Conduct of Spot Round ( if required)	17.07.2023
Seat Acceptance / Admission in College / Obtaining Nomination Letter (For outside State)	18.07.2023 to 22.07.2023

**IMPORTANT ADDRESS/NUMBERS**

Website Address (For Online Form Submission)	<a href="http://www.apdhate.nic.in">www.apdhate.nic.in</a>
Official Website (For general information)	<a href="http://www.apdhate.nic.in">www.apdhate.nic.in</a>
Email	<a href="mailto:apjeeengg@gmail.com">apjeeengg@gmail.com</a>
Important contact details	Mr. Mithun Sarkar 09863387516 (Whatsapp only)

## INTRODUCTION

The Arunachal Pradesh State Council for Technical Education (APSCTE), an autonomous body under the Directorate of Higher and Technical Education, Government of Arunachal Pradesh will conduct the APJEE 2023 and Online Counseling for nomination in the various Diploma courses in the Polytechnics against the seats made available to the State by the Govt. of India and also in the Polytechnics in the State. Since for the academic session 2023-24, the Govt of Arunachal Pradesh has decided to conduct the APJEE Arunachal Pradesh Joint Entrance Examination- Diploma (APJEE-Diploma) at the designated examination centres at Itanagar, Pasighat, Namsai, the selection of candidates shall be on the basis of Merit in the Qualifying Examination.

## ELIGIBILITY:

1. The children of Arunachal Pradesh Scheduled Tribe (APST), children of Non-APST employees of the State Government, the Central Government & the Central Public Sector Undertakings serving in Arunachal Pradesh and all the others residing in Arunachal Pradesh for the last 3 years or more and who have appeared/passed the qualifying examination of Class X/XII from any of the schools within Arunachal Pradesh are eligible to apply for APJEE 2023 and ONLINE Counseling.

2. The minimum academic qualifications to be eligible for counselling and admission in the various courses will be as follows:

i) FOR DIPLOMA COURSES:- Passed Class X (Class XII (Science) for Diploma in Pharmacy) or equivalent from a Govt. recognized Board with minimum 35% in aggregate. Should have passed Science and Mathematics in Class X for Engineering courses

**CATEGORIES OF CANDIDATES:**

On fulfilling the eligibility as mentioned above, the candidates shall be placed in the following 2(Two) categories depending on the criteria as mentioned against each:

Categories	Criteria
a) CATEGORY-I	All the APST candidates which also includes children of All India Services/Central Govt./State Govt. employees belonging to APST
b) CATEGORY-II	<ul style="list-style-type: none"> <li>i. Children of Non-APST State Government employees.</li> <li>ii. Children of employees of All India Services / Central Government organizations &amp; Central Public Sector Undertakings serving within the territory of Arunachal Pradesh</li> <li>iii. All others, not included in any of the above categories with the condition that the candidate should have appeared/passed the qualifying examination of Class X/XII or equivalent from any of the schools within Arunachal Pradesh and his/her parent(s) should have been residing in Arunachal Pradesh for the last 3(three) years of more. Both the criteria should be fulfilled.</li> </ul>

**GENERATION OF MERIT LIST:**

1. Merit List will be prepared separately for Cat-I and Cat-II candidates as per the result of APJEE 2023 (Diploma).
2. In case of a tie, the older candidate will be ranked higher than the younger candidate.

**Examination Centres:**

The Joint Entrance Examination is scheduled to be held at Examination Centres in the following places:

1. Itanagar
2. Pasighat
3. Namsai

- ✓ Accordingly, the candidates will have to provide their preference of places of Examination Centres at the time of filling up of ONLINE application forms. The exact details of the Centre will be mentioned in the Admit Card.
- ✓ However, the Council reserves the right to allot a candidate, an Examination Centre in any of the three places depending on the number of applicants opting for a place and other logistics. Therefore one should be prepared for reaching the place of examination well in time.

**DISTRIBUTION OF SEATS AND REGISTRATION FEES:**

The distribution of seats will be as per the Reservation Policy of the State for admission to technical / professional institutions as may be notified and / or amended from time to time.

As per the reservation Policy of the State Govt. the distribution of the seats amongst the various categories will be as mentioned below:

Categories	%age of seats	Registration Fee payable
a) CATEGORY-I (APST)	80%	Rs. 500.00
b) CATEGORY-II (NON-APST)	20%	Rs. 700.00

From the above distribution, 4% seats in Diploma in Engineering Course shall be reserved for Handicapped candidate under Cat-I & II. However, the candidate should produce the requisite certificate from a competent Medical Board. Further, the candidate should be capable of undergoing the course with his/her physical condition.

**ONLINE REGISTRATION FOR APJEE (DIPLOMA) AND COUNSELLING PROCEDURE**

This section provides a broad overview of the stages involved in the counselling and admission process. The entire admission process will consist of two rounds, to be conducted by Directorate of Higher & Technical Education. These may be followed by a Mop-up round, if required. For complete details please read the subsequent sections:

**ONLINE REGISTRATION FOR APJEE (DIPLOMA)**

- All eligible candidates will register Online on [www.apdhte.nic.in](http://www.apdhte.nic.in) as per the schedule.
- During online registration, candidates are required to provide the required information viz. Gender, Category, PwD Status, Subject wise marks of class X / XII or equivalent marks online(if passed). They will also have to upload the documents to verify the details submitted.
- To complete the registration, the candidates will have to pay the Registration fees as has been fixed. Once paid, the Registration fees is non-refundable. Therefore, the candidates are advised to ensure their eligibility before confirming their registration.
- After verification, all eligible candidates will be able to download admit card as per the schedule.

**ONLINE COUNSELING PROCESS**

- After declaration of the result all the qualified candidates will have to log in again in the web portal with their username and password.
- Candidates will have fill their choices of branches/institutes as per their preference as per the Schedule notified. They will be able to change, reorder and delete their choices till the last date as provided in the schedule.
- The candidates will have to lock their choices on or before the date notified. Once locked, candidates will not be able to unlock or change their choices.
- If a candidate fails to explicitly lock his/her choices within the stipulated time, his/her last saved choices will be automatically locked after this deadline. Candidates are therefore advised to lock their choices themselves. Candidates must take printout of their locked choices.
- A registered candidate, who did not fill any choice and/or failed to save them even once in the first round, **WILL NOT BE** considered for seat allotment and admission in second round also.
- If the information submitted by any candidate is found to be fraudulent, incorrect or untrue, the seat allotted (if any) is liable to be cancelled. Moreover, such candidates will no longer be considered eligible for admission and will also be liable for legal action.

**Seat Allotment and reporting to the Institutes / Directorate for Round 1 & 2**

- The first round of seat allotment will be displayed on [www.apdhte.nic.in](http://www.apdhte.nic.in).
- Seats will be allotted to the candidates in order of the choice they have filled during online choice filling on the basis of their merit and availability of seats in their respective categories/ and Institutes/Branch of their choice.
- Candidates, after the declaration of result of 1<sup>st</sup> round of counseling, will have to indicate their willingness ONLINE. The willingness will be either Option I: Float or Option II: Freeze.
- If a candidate is satisfied with the seat allotted to him/her in the 1<sup>st</sup> Round and wants to take admission in the allotted course and institute, he/she should choose Option II: Freeze.
- If s/he is not satisfied with the allotment in the 1<sup>st</sup> Round and wants to be considered for all of his/her higher preference choices during second round of seat allotment s/he should choose Option I: Float.
- All the candidates who get an allotment and opt for Option II (FREEZE) as detailed
- above, will download their provisional allotment letter Online from the portal and report to the allotted Institution within Arunachal Pradesh. Candidates selected for seats outside the State has to report to the Directorate of Higher and Technical Education, ESS Sector, Itanagar for verification of document and issue of final allotment order. Reporting to the institution/Directorate should be done within the specified period as per schedule, along with all relevant documents as applicable, failing which the seat allotment shall stand cancelled. Further, they will not be considered for second round of seat allotment.



- Candidates who do not submit any option i.e. Float or Freeze will be considered as has opted for Float for the 2<sup>nd</sup> Round and will forfeit the seat allotted in the 1<sup>st</sup> Round.
- Candidates who opt for Option I (FLOAT) after the allotment of first round will be considered for allotment of seat in the 2<sup>nd</sup> Round. However, if they are allotted other seat against their higher preference choices during second round, they will forfeit their claim on seats allotted to them in first round, and the allotment of first round shall automatically stand cancelled.
- The second round of allotment will be displayed at the website [www.apdhte.nic.in](http://www.apdhte.nic.in) and will be the final allotment.
- The candidate who get an allotment in the 2<sup>nd</sup> round and is satisfied with the allotment will opt for Option II (FREEZE) as detailed above, download the allotment letter Online from the portal and report to the allotted Institution within Arunachal Pradesh within the specified period as per schedule with all their requisite documents. Candidates selected for seats outside the State has to report to the Directorate of Higher and Technical Education, ESS Sector, Itanagar along with all relevant documents within the scheduled time for verification of documents and issue of final allotment order. Otherwise their seat allotment shall stand cancelled.
- Candidates should produce all the relevant certificates in original for verification at the time of admission.
- Candidates should themselves ensure that the personal information provided by them is genuine and authentic.
- Candidates should not disclose / share their password with anybody. They must understand that they are solely responsible for safe guarding their passwords.
- Candidates should be aware of the fee structure of the institutes where they are interested to take admission. The fee structure of different participating institute may be different. For details about the infrastructure, hostel facility, fees, placement record etc., candidates are advised to contact the respective institute or to visit their website.
- Moreover, if a student reports and joins at the allotted Institute and makes the payment of fees etc. but subsequently quits the college, the fees etc. deposited at the Institute may or may not be refunded by the Institute.

#### **Reporting at Allotted Institute.**

- Candidates, who have opted for Option II (Freeze), should report to the allotted institute for admission as per the admission schedule.
- Candidates with Option I (Float) from first round, should wait for the result of second round. In case of any change in the allotment status consequent upon the result of the second round, s/he will be required to report to the allotted Institute. Candidates who are selected

for seats in states outside Arunachal Pradesh will have to report to the Directorate of Higher and Technical Education, Govt of Arunachal Pradesh ESS Sector, Itanagar for verification of documents and issue of final allotment order.

- Allotment to candidates who have been offered seats but do not report at the allotted Institute within the scheduled period shall stand cancelled.
- A Mop-up round may be conducted, preferably in OFFLINE mode, after the second round to fill the remaining vacant seats. All eligible candidates, including those candidates who have withdrawn their allotted seat, or those candidates who have not been allotted any seat up to second round, or fresh candidates who could not register before the first round, can participate in the Mop-up round. However, those candidates who have a confirm seat allotted and have not withdrawn their seat, cannot participate in the Mop-up round. The fresh candidates will have to pay the Registration Fee to participate in the Mop up round.

## **REGISTRATION AND ALLOTMENT PROCEDURE**

- The registration and allotment procedure for Diploma seats broadly involves following stages:
  - ✓ Online registration and payment of fees
  - ✓ Verification of category and other certificates by state centres, finalization of registration
  - ✓ Online choice filling, saving and locking
  - ✓ Seat Allotment
  - ✓ Online reporting to the allotted Institute / Directorate (in case of allotment in institutes of other States) within the stipulated dates.
  - ✓ Personal reporting to the allotted institutes for final admission.

## Fresh Online Registration

- ✓ Candidates are required to click on “Fresh Candidate Registration” and carry out the steps for registration. Please note your “Application No.” for your subsequent logins.

### Registered Candidates Sign-In

Examination

Arunachal Pradesh Joint Entrance Examination (APJEE) - 2023 (UAT Mode)

Application Number

sanjay.bengla

Password

.....

Security Pin (case sensitive)

Security Pin

2H82H9

Listen Security Pin Audio

0:00 / 0:04

Sign In

Forgot Password ?

Fresh Candidate Registration

Forgot Application Number

### Important Instructions

- Confidentiality of Password is solely responsibility of the candidate and all care must be taken to protect the password.
- Candidates are advised to keep changing the Password at frequent intervals.
- Never share your password and do not respond to any mail which asks you for your Login-ID/Password.
- It is strongly recommended that the OTP sent to the applicant for any activity like reset password etc. must not be shared with anyone.
- For security reasons, after finishing your work, click the LOGOUT button and close all the windows related to your session.

**Caution:** Your IP address 115.242.191.54 is being monitored for security purpose.

### Please read carefully

#### Instructions and Procedure for online submission of Application Form:

- The candidate must have an active mobile number and a unique email ID for online application. Candidates must read the instructions and procedures carefully and keep all necessary information ready before starting to fill up the application form. Once an application is received, it will be construed that the candidate has agreed to all terms & conditions, rules & regulations stipulated in the Information Bulletin and notices published by the Board for the said purpose.
- The candidate is requested to keep the mobile number and email ID active for important updates and notifications.
- A candidate must ensure to fill up the genuine application form available online at the Board's website
- Examination Fees (in Indian Rupees) for Arunachal Pradesh Joint Entrance Examination (APJEE) -2023**
  - Rs. 500/- for APST Category.
  - Rs. 700/- for Non-APST Category.

**Note:** Examination fee is non-refundable.
- Candidates are allowed to submit only one application form. In case of multiple applications, all applications will be rejected.
- Candidate's name, father's name, mothers' name, gender and date of birth must be same as those registered in 10th and 12th standard examination.
- Registration Procedure: 4 simple steps.
 

**Step-1: Online Registration:** The candidate will enter registration details such as, name, father's name, mother's name, date of birth, gender etc. Then the candidate has to choose a password, security question etc. and submit. An application number will be generated. Candidates have to use this application number and password for subsequent login.

**Step-2: Multistep Application Form Submission:** At this stage the candidate needs to fill up multistep application forms like personal details, qualification details, contact details, exam city details, uploading of scanned images etc.

**Step-3: Fee payment:** Payment of fees can be made by Debit Card/ Credit Card/Net Banking.

**Step-4: Downloading of CONFIRMATION PAGE:** If payment is made online, then the confirmation page is generated immediately. Candidate has to download and take printout of the confirmation page. It's must for all future references.
- Candidate is requested to retain the printout of confirmation page for future reference.
- Password Policy: Your password must satisfy the following**
  - Password must be 8 to 13 character long.
  - Password must have at least one Upper case alphabet.
  - Password must have at least one Lower case alphabet.
  - Password must have at least one numeric value.
  - Password must have at least one special characters eg. !@#\$%^&\*~.

**Note:** Candidates are advised not to disclose or share their password with anybody.
- I have downloaded Information Bulletin, read and understood all the Instructions therein as well as those mentioned above, and filling up the online application form accordingly.

☐ I Agree ☐ I Don't Agree

## Registration Form

## Personal Details

<p><b>Candidate Name</b></p> <input type="text" value="Candidate Name"/>	<p><b>Father Name</b></p> <input type="text" value="Father Name"/>
<p><b>Mother Name</b></p> <input type="text" value="Mother Name"/>	<p><b>DOB</b></p> <div> <input type="text" value="--Day--"/> <input type="text" value="--Month--"/> <input type="text" value="--Year--"/> </div>
<p><b>Gender</b></p> <input type="text" value="--Select--"/>	<p><b>IdentityType</b></p> <input type="text" value="--Select--"/>
<p><b>Identity No</b></p> <input type="text"/>	

## Contact Details



<p><b>ISD Code</b></p> <input type="text" value="India (91)"/>	<p><b>Mobile No</b></p> <input type="text" value="Mobile Number"/>	<p><b>Email Id</b></p> <input type="text" value="EmailId"/>
--	--	---

Required!

## Choose your Password

<p><b>Password</b></p> <input type="password" value="*****"/>	<p><b>Confirm Password</b></p> <input type="password" value="Confirm Password"/>
---	--

## Security Pin Verification

<p><b>Security Pin (case sensitive)</b></p> <input type="text" value="Security Pin"/>	<p><b>Security Pin</b></p> <div>   </div>
---	--

## Verifying Mobile Number and Email using OTP


**Verification of Mobile Number is mandatory to get registered successfully.**

System has sent One Time Password (OTP) on your mobile 879\*\*\*\*320

Note: If you did not receive the OTP, you can resend the OTP by clicking on 'RESEND OTP' link.

Enter Mobile One Time Password (OTP)  [RESEND OTP](#)

Security Pin (case sensitive)

Security Pin 

[Verify & Final Submit](#)

After mobile verification candidate dashboard will be displayed as below to complete the further steps

[Dashboard](#)
[Home](#)
[Change Password](#)
[Notifications](#)
[Last Activity Details](#)
[Login Trail](#)
[Logout](#)

Last Visit: NA
Name: MITHUN SARKAR
Application Number: 231100200009

**Available Services**

- View Registration Details
- Application Form
- Qualification Details
- View/Edit Exam Center Details
- Contact Detail
- Upload Documents/Images
- Preview & Final Submit
- Pay Registration Fee

**Download Admit Card**

Download Admit Card

**Verify Mobile No. & Email Id**

- Mobile Number Verified
- Email Id Verified

**Contact Us**

apjeenggal@gmail.com

Department of Education Govt. of Arunachal Pradesh City-Itanagar, State-Arunachal Pradesh

03602214416

**Application Progress Status**

Step	Status
Registration Form	Completed
Application Form	Incomplete
Qualification Details	Incomplete
Exam Center Details	Incomplete
Contact Detail	Incomplete
Upload Documents/Images	Incomplete
Final Submit	Incomplete
Pay Registration Fee	Incomplete

You have successfully Registered.  
Please note down the Application Number for future references.  
**Application Number: 231100200009**  
Kindly, fill all the Forms to complete the Application Process.

[Application Form](#)

\*Go to Application Form to complete further steps:

## Application Form

Application Form			
Candidate Name	MITHUN SARKAR		
Father Name	MN SARKAR		
Mother Name	B SARKAR		
Date of Birth	23	March (03)	1981
Gender	Male		
Nationality	Indian		
Category	Category II (Non APST)		
<b>Sub Category Details</b>			
Person with Disability	No		
<a href="#">SAVE &amp; NEXT</a>			

## Qualification Details

☒ **Class 10th or Equivalent Marks Details**

Where GPA or CGPA is awarded, the grade point has to be multiplied by a factor of 9.5 to obtain the marks. Say if the Grade point obtained for Maths is 9, the marks obtained will be  $9 \times 9.5 = 85.5$  rounded off to 86 out of maximum marks of 100

Passing Status	Passed	Passing Year	2017	Seat No/Roll No	121212
				Passing Board	CENTRAL BOARD OF SECONDARY EDUCATION
Qualification Exam State	Arunachal Pradesh	School Name	GHSS, Itanagar		

**Subject Wise Mark**

Name	Passing Status	Max Marks	Obtained Marks
Hindi	Passed	100	80
English	Passed	100	80
Mathematics	Passed	100	80
Social Science	Passed	100	80
Science	Passed	100	100

Subject/Year/Semester Max Marks:500| Subject/Year/Semester Obtained Marks:420| Subject/Year/Semester Percentage:84.00

☐ **Class 12th or Equivalent Marks Details**

Where GPA or CGPA is awarded, the grade point has to be multiplied by a factor of 9.5 to obtain the marks. Say if the Grade point obtained for Maths is 9, the marks obtained will be  $9 \times 9.5 = 85.5$  rounded off to 86 out of maximum marks of 100

Passing Status	--Select--	Passing Year	--Select--	Seat No/Roll No	
				Passing Board	--Select--

## Correspondence and Permanent Address

Contact Detail		
<b>Correspondence Address</b>		
Premises No./Village Name DHE	Sub Locality/Colony/Police Station (Optional) ESS Sector	
Locality/City/Town/Village/Post Office Itanagar	Country India	
State Arunachal Pradesh	District PAPUM PARE	
Pin Code 791111	ISD Code 91	Alternate Contact Number (Optional)
Alternate Email Id (Optional)		
<b>Permanent Address</b>		
<input checked="" type="checkbox"/> Same As Correspondence Address		
<div>PREVIOUS</div> <div>SAVE &amp; NEXT</div>		

## Exam Centre

Exam Center Details	
<b>Exam City 1</b>	
Select State Arunachal Pradesh	Choose Exam City Itanagar
<b>Exam City 2</b>	
Select State Arunachal Pradesh	Choose Exam City Pasighat
<div>PREVIOUS</div> <div>SAVE &amp; NEXT</div>	

## Documents Upload

Upload Documents/Images				
S.No.	Required Document	Document Specifications	Upload	Action
1	Photograph	Document Format: JPG Min Size (KB): 10 Max Size (KB): 100	Document Uploaded <a href="#">Click Here For View</a>	<a href="#">Edit &amp; Re-Upload</a>
2	Signature	Document Format: JPG Min Size (KB): 10 Max Size (KB): 100	Document Uploaded <a href="#">Click Here For View</a>	<a href="#">Edit &amp; Re-Upload</a>
3	10th Marksheet	Document Format: PDF Min Size (KB): 50 Max Size (KB): 300	Document Uploaded <a href="#">Click Here For View</a>	<a href="#">Edit &amp; Re-Upload</a>
4	Temporary Residential Certificate OR Govt. Employment Certificate	Document Format: PDF Min Size (KB): 50 Max Size (KB): 300	Document Uploaded <a href="#">Click Here For View</a>	<a href="#">Edit &amp; Re-Upload</a>
<div>PREVIOUS</div>				



## Preview & Final Submit

**Declaration**

☒ I hereby declare that all the particulars given by me in this form are true to the best of my knowledge and belief. Any mistake / misinformation, detected at the time of admission or at any stage in future, will result in the cancellation of admission. I have read the information bulletin and understood all the procedures.

[PREVIOUS](#)
[SAVE & FINAL SUBMIT](#)

## Check Application Form Status

[Dashboard](#)
[Home](#)

[Change Password](#)
[EE Notifications](#)
[Last Activity Details](#)
[Login Trail](#)
[Logout](#)

Last Visit: Apr 10 2023 12:58PM

Name: MITHUN SARKAR Application Number: 231100200009

**Available Services**

[View Filled Form](#)
[Pay Registration Fee](#)

**Download Admit Card**

[Download Admit Card](#)

**Verify Mobile No. & Email Id**

[Mobile Number Verified](#)
[Email Id Verified](#)

**Contact Us**

[apjeengpl@gmail.com](#)  
 Department of Education Govt. of Arunachal Pradesh City:Itanagar, State:Arunachal Pradesh  
 03602214416

**Application Progress Status**

Step	Status
Registration Form	Completed
Application Form	Completed
Qualification Details	Completed
Exam Center Details	Completed
Contact Detail	Completed
Upload Documents/Images	Completed
Final Submit	Completed
Pay Registration Fee	Incomplete

Your Registration Process has not been completed yet.  
For completion, kindly pay the required Fee. Only after payment of required Fee your Application will be considered for further processing.

[Pay Registration Fee](#)

## Select Payment Gateway and Continue to Pay Fee

**Fee Payment**

Fee Type: Pay Registration Fee

You are required to pay an amount of Rs. 500 /- .

Select mode of payment : ☒ Through billdesk

[Pay Fee](#)
[Pay Fee \(Demo\)](#)

## Payment verification Page

**User Details**

Candidate Name	KARYIR LOMI	Fee Amount	1/-
Application Number	211100200018	Date of Birth	02-02-2004

**Registration Fee**

Select Payment Provider : ☒ BillDesk Payment Gateway (Any Debit/Credit Card/Net Banking)

[PROCEED FOR PAYMENT](#)

Click here to [Cancel](#) this Transaction.



## Select Payment Option and continue

The screenshot shows a payment interface with a sidebar on the left containing four options: Credit Card (selected), Debit Card, Debit Card + ATM PIN, and Internet Banking. The main area is titled 'Pay by Credit Card' and features Visa and Mastercard logos. Below the logos are input fields for Card Number, Expiration Date (Month and Year), and CVV/CVC. A Card Holder Name field is also present. A large yellow 'Make Payment' button is at the bottom, with a 'Cancel' link next to it. On the right, a box displays the Merchant Name 'Arunachal Pradesh Joint Entrance Examination' and the Payment Amount '₹ 1.00'. A 'BillDesk' logo is visible in the bottom right corner.

## On Successful Payment, check status

Application Progress Status	
Step	Status
Registration Form	Completed
Application Form	Completed
Qualification Details	Completed
Exam Center Details	Completed
Contact Detail	Completed
Upload Documents/Images	Completed
Final Submit	Completed
Pay Registration Fee	Completed

You have successfully completed the Registration Process, kindly download the confirmation Page.  
Please note down the Application Number for future references.  
**Application Number: 231100200009**

[Download Confirmation Page](#)

After successful submission of Application and Payment process, Download the Confirmation Page for future reference.

\*Students are advised to Login frequently to check the status of Application and further instructions.

**Subsequent login for registered Users:**

- Candidates shall be able to login directly with their Application No. and chosen Password.

*Note: Candidates are advised to record/remember their password for all future logins and not to disclose or share their password with anybody. Candidates can change their password after login, if desired at any point of time.*

### Registered Candidates Sign-In

Examination

Arunachal Pradesh Joint Entrance Examination (APJEE) - 2023 (UAT Mode)

Application Number

231100200009

Password

\*\*\*\*\*

Security Pin (case sensitive)

W5145R

Security Pin

W5145R

Listen Security Pin Audio

0:00 / 0:05

Sign In

Forgot Password ?

Fresh Candidate Registration

Forgot Application Number

### Important Instructions

- Confidentiality of Password is solely responsibility of the candidate and all care must be taken to protect the password.
- Candidates are advised to keep changing the Password at frequent intervals.
- Never share your password and do not respond to any mail which asks you for your Login-ID/Password.
- It is strongly recommended that the OTP sent to the applicant for any activity like reset password etc. must not be shared with anyone.
- For security reasons, after finishing your work, click the LOGOUT button and close all the windows related to your session.

**Caution:** Your IP address 115.242.191.54 is being monitored for security purpose.

On Sign in this will redirect to Student Dashboard

**Note :**

- ✓ Candidates may take a printout (hard copy) of the registration form containing the above personal data. It is solely the responsibility of the candidates to verify that their personal data, including category, subcategory, state of eligibility, gender etc. are consistent with documentary evidence.
- ✓ If the personal data submitted / entered by a candidate is found to be incorrect at the time of verification of certificates either during reporting or at any later stage, the allotment of seat/provisional admission is liable to be cancelled. Once these personal data are verified and submitted, candidates will not be allowed to change the personal data under any circumstances.

**Online Choice Filling, Saving and Locking**

At this stage, all the registered candidates and who have valid Rank are required to fill their choices of branches and institutes in order of their preference. The detailed procedure is as follows:

- The procedure for filling choices and seeking pertinent information is guided through appropriate messages, pop-ups and tabs on the computer screen. Candidate must ensure that the pop-ups are enabled on their internet browser.
- All choices (available seat information for the related category) like institutes, disciplines (Engineering/Technology and Architecture), branches (e.g., Electronics Engineering, Computer Science, etc.) will be displayed.
- Candidates can, and should, fill in as many number of choices in the order of their preference from the list of available seats.
- Candidates are permitted, if they so desire, to change or re-order their choices, delete or edit earlier choices and add new choices any number of times until they lock their final choices. Choices should be positively locked before the scheduled date.
- Choices once locked cannot be edited/altered.

**Locking of the Choices**

- Candidates MUST lock their choices only after they have finalized them but, within the scheduled date and time. The locking of choices involves a few steps after the LOCK button is clicked. This includes entering the password, confirming the locking, entering OTP through text or mail etc. Candidate should follow all the steps carefully to complete the locking procedure.
- After the choices are locked, candidates will not be able to change their choices any further. A printable version of the choices along with the terms and conditions agreed by the candidate at the time of registration will be displayed once the choices are

locked.

- If a candidate fails to explicitly lock his/her choices before scheduled date and time, his/her last saved choices will be automatically locked after the deadline. Candidates are therefore strongly advised to lock their choices themselves and secure a printout of these locked choices. Registered candidates who do not fill any choices or fail to save them even once will not be considered for admission and seat allotment. Candidates can login again after locking the choices; the locked choices will be displayed but cannot now be modified or altered.

Note: 'SAVING' a choice is NOT the same as 'LOCKING' a choice. A choice that is only saved but not locked, can be retrieved later on and modified. The modified choice has to be saved again and the previously filled choices will be lost once the new choices are saved. But a choice that is locked cannot be modified again.

### **Seat Allotment**

During this step, the choices submitted by the candidates will be processed centrally and seats will be allotted in the order of merit, availability of seats as per the Reservation Policy of the State for a particular category and on the basis of the locked choices. The allotment result will be available on the website: [www.apdhte.nic.in](http://www.apdhte.nic.in). Candidates should take a printout of the allotment details from website.

### **Allotment Policy**

As per the allotment policy seat allotment will be done in two rounds. In the first round, the seats will be allotted to the candidates and the result containing the institute and the branch allotted will be available on the website. In the second round, seats will be allotted against the available vacancies at the end of first round and the results will be available on the web site. In the second round, no fresh registrations or choice filling will be permitted; registered candidates will not be allowed to alter or resubmit their choice. Therefore, all candidates are advised to carefully fill in their choices in the first round itself. Allotment of seat will be based on a candidate's merit and his/her choices of branch/institute as per rule.

**DOCUMENTS REQUIRED FOR REGISTRATION:**

At the time of Online registration for APJEE 2023, the candidates will have to upload the scanned copy of the following documents to be eligible for appearing in the examination:

1. Photograph (size -10 to 100KB) in JPG format
2. Signature (size -10 to 100KB) in JPG format
3. Marks Card of the qualifying examination (Class X/XII), if passed (size \_\_\_\_\_)
4. Certificate to ascertain the category of the candidate i.e.
  - i. APST Certificate for Cat.-I
  - ii. Government Employment Certificate or Temporary Residential Certificate (TRC) issued by First Class Magistrate during 2023 for Cat.-II.
5. PwD certificate, if applicable.

Candidates are also advised to keep the following documents, (in original along with 03 (Three) sets of photocopies of these documents attested by a Gazetted Officer ready for submission whenever asked for:

1. Pass Certificate of the Qualifying Examination
2. Mark-sheet of the Qualifying Examination
3. School Leaving/ Transfer Certificate
4. Class X Pass Certificate for verification of age
5. Character/ Conduct Certificate from the institution last attended
6. Migration Certificate
7. SC/ST Certificate
8. Parents' Employment Certificate from the appointing authority or Temporary Residential Certificate issued by First Class Magistrate during 2023-24 for Category-II.
9. Permanent Residential Certificate
10. Medical Fitness Certificate

**Diploma Engineering(Seats may vary depending upon allotment by GoI and approval by AICTE)**

State of Domicile: - Arunachal Pradesh

Seat matrix

Sl. No.	Name of Course	State	Name of College	Cat - I APST (80%)		Cat - II Non-APST(20%)		Total
				General	PWD	General	PWD	
1	Architecture Engg	Tamil Nadu	-	7		2		9
2	Architecture Engg	Delhi	-	1		0		1
3	Chemical E/T	Tamil Nadu	-	2		1		3
4	Chemical E/T	Maharashtra	-	1		1		2
5	Civil Engg.	Tamil Nadu	-	22		3		25
6	Civil Engg.	Maharashtra	-	8		2		10
7	Civil Engg.	Assam	-	14	2	2		18
8	Civil Engg.	Tripura	-	1		1		2
9	Computer Sc. & Engg	Tamil Nadu	-	4		1		5
10	Computer Sc. & Engg	Delhi	-	1		0		1
11	Computer Technology	Maharashtra	-	3	1	1		5
12	Information Technology	Delhi	-	1		0		1
13	Electrical Engineering	Maharashtra	-	3		1		4
14	Electrical Engineering	Assam	-	4		1		5
15	Electrical Engineering	Tripura	-	1		1		2
16	Electrical & Electronics Engg	Tamil Nadu	-	17		4		21
17	Printing Technology	Tamil Nadu	-	1		0		1
18	Mechanical Engineering	Tamil Nadu	-	20		6		26
19	Mechanical Engineering	Maharashtra	-	3		1		4
20	Textile Process	Tamil Nadu	-	3		1		4
21	Automobile Engineering	Maharashtra	-	4		1		5
22	Pharmacy	Chandigarh	-	1	1	0		2
23	Pharmacy	Goa	-	0		1		1
24	Pharmacy	Karnataka	-	2		0		2
25	Pharmacy	Himachal Pradesh	-	1		1		2
26	Electronics & Comm. Engineering	Delhi	-	0	1	0		1
27	Computer Science & Engineering	Arunachal Pradesh	Rajiv Gandhi Govt. Polytechnic, Itanagar	24	4	4	1	33
28	Computer Science Engineering	Arunachal Pradesh	Govt. Polytechnic, Pasighat	21	3	5	1	30
29	Computer Science Engineering	Arunachal Pradesh	Govt. Polytechnic, Roing	11	1	3		15
30	Electrical & Electronics Engg	Arunachal Pradesh	Rajiv Gandhi Govt. Polytechnic, Itanagar	19		4		23
31	Electrical Engineering	Arunachal Pradesh	C.P. Namchoom Govt. Polytechnic, Namsai	19		4		23
32	Electrical Engineering	Arunachal Pradesh	Govt. Polytechnic, Dirang	24		6		30
33	Electrical Engineering	Arunachal Pradesh	Govt. Polytechnic, Roing	12		3		15
34	Electrical Engineering	Arunachal Pradesh	Govt. Polytechnic, Laying	20		4		24
35	Electrical Engineering	Arunachal Pradesh	Govt. Polytechnic, Pasighat	18		5		23

36	Civil Engineering	Arunachal Pradesh	Rajiv Gandhi Govt. Polytechnic, Itanagar	23	1	5	1	30
37	Civil Engineering	Arunachal Pradesh	C.P. Namchoom Govt. Polytechnic, Namsai	22	2	6		30
38	Civil Engineering	Arunachal Pradesh	Govt. Polytechnic, Dirang	24		6		30
39	Civil Engineering	Arunachal Pradesh	Govt. Polytechnic, Roing	23	1	6		30
40	Civil Engineering	Arunachal Pradesh	Govt. Polytechnic, Laying	20		4		24
41	Civil Engineering	Arunachal Pradesh	Govt. Polytechnic, Pasighat	23	1	6		30
42	Travel & Tourism	Arunachal Pradesh	Rajiv Gandhi Govt. Polytechnic, Itanagar	10	1	1	1	13
43	Mechanical Engineering	Arunachal Pradesh	C.P. Namchoom Govt. Polytechnic, Namsai	18		5		23
44	Mechanical Engineering	Arunachal Pradesh	Govt. Polytechnic, Dirang	24		6		30
45	Mechanical Engineering	Arunachal Pradesh	Govt. Polytechnic, Laying	20		4		24

### Candidate's category

Category I (APST)

Category II (Non APST) OPEN

(Only one option to be provided)

\*The status of SC/ST for Category II candidates shall be only for relaxation of educational qualification as notified by the Institution/Regulatory body. Allotment of seat will be on the basis of Final merit only.

Horizontal reservation which is to be taken from the vertical reservation above if any candidate is available in the respective category) is as given below:

Differently abled (PWD)	Category I	=	4% seats of total available
	Category II	=	4% seats of total available

### Eligibility Qualification

S.N.	Candidate's Category	X / XII Marks Percentage	Remarks
1	Category I	35%	
2	Category II	35%	

### Conversion Rules as per rules of the state/UT

Before allotment of seats in the first round, if the number of registered PWD candidates is less than the seat available, conversion of PWD seats to non PWD is possible within the categories i.e. Cat I PWD to Cat I and Cat II PWD to Cat II separately to the extent of availability of PWD candidates.

If there is any resultant vacancy in the seats reserved for the PWD candidates after the first round of counseling, such seats will be converted to non-PWD seats within the separate Categories for the second and subsequent round(s).

**Other instructions**

- Category to be verified by the State Govt. before allotment of seats to avoid blocking of seats by candidates of other categories and states.
- Status of PWD candidate is to be captured at the time of registration
- Verification of status of PWD to be done before allotment of seats



**INSTITUTIONS IN THE STATE WHERE CANDIDATES ARE NOMINATED THROUGH APJEE:****RAJIV GANDHI GOVT. POLYTECHNIC, ITANAGAR:**

Rajiv Gandhi Government Polytechnic (Formerly Arunachal Pradesh Polytechnic) has been set up under the Technician Education Project-III of Ministry of Human Resource Development, Government of India with the financial assistance from World Bank. It is located near Dera Natung Government College in Itanagar.

The institution started functioning from the academic year 2002-03 to generate skilled technicians suitable to the State's Human Resource requirement by offering three year Diploma programmes. The detail of the various three year Diploma programmes offered in the institution is as follows:

Sl. No.	Name of the Diploma Programmes	Entry Qualification
1	Civil Engineering	10+
2	Computer Science and Engineering	10+
3	Electrical & Electronics Engineering	10+
4	Travel and Tourism Management	10+

- ✓ In case, it is upgraded to Degree level College, there shall be no admission in Diploma Programme.
- ✓ Accredited by National Board of Accreditation (NBA)



Features and Facilities available in the institution:

- ✓ External Networking with various Institute/Industries/ Organizations.
- ✓ Customized Short Term Training programs.
- ✓ ISTE Student's Chapter.
- ✓ Entrepreneurship Development Cell.
- ✓ Spacious campus.
- ✓ Separate Hostels for boys and girls.
- ✓ Well Equipped Laboratories and Workshops with Modern equipment and instruments.
- ✓ Central Computing Centre with Networking and Internet facilities.
- ✓ Training & Placement Assistance Cell.
- ✓ Industry Institute Interaction

**GOVT. POLYTECHNIC, DIRANG:-**

The Polytechnic is located at Namthung village, about 6 kms from Dirang town on way to Sangti village in West Kameng District.

The Polytechnic started functioning from the academic session 2014-15 with the following programmes:

Sl. No.	Name of the Diploma Programmes	Entry qualification
1.	Civil Engineering	10+
2.	Electrical Engineering	10+
3.	Mechanical Engineering	10+



**GOVT. POLYTECHNIC, LAYING:-**

The Polytechnic is located at Laying village in Kurung Kumey District. Laying is around 23 kms ahead of Sangram town on the Palin-Koloriang road.

The programmes offered in the Polytechnic are:

Sl. No.	Name of the Diploma	Entry qualification
1.	Civil Engineering	10+
2.	Electrical Engineering	10+
3.	Mechanical Engineering	10+



**GOVT. POLYTECHNIC, PASIGHAT:-**

The Polytechnic is located near the JN College, Pasighat, the district headquarters of East Siang District.

The academics in the Polytechnic started from the academic session 2014-15 with the following programmes:

Sl. No.	Name of the Diploma	Entry qualification
1.	Civil Engineering	10+
2.	Electrical Engineering	10+
3.	Computer Science and Engineering	10+





**GOVT. POLYTECHNIC, ROING:-**

The Polytechnic is located at Simari village which is about 11 kms from Roing the district headquarters of Lower Dibang Valley District.

The academics of the Polytechnic started from the academic session 2014-15 with the following programmes:

Sl. No.	Name of the Diploma Programmes	Entry qualification
1.	Civil Engineering	10+
2.	Electrical Engineering	10+
3.	Computer Science and Engineering	10+




**C.P. NAMCHOOM GOVT. POLYTECHNIC, NAMSAI:-**

The Polytechnic is located at Jaipur village, about 6 kms from Namsai, the district headquarters of Namsai District.

The Polytechnic started functioning from the academic session 2014-15 with the following programmes:

Sl. No.	Name of the Diploma Programmes	Entry qualification
1.	Civil Engineering	10+
2.	Electrical Engineering	10+
3.	Mechanical Engineering	10+



**GOVT. POLYTECHNIC, KHONSA:-**

The Govt. Polytechnic, Khonsa is located at Kheti village which is around 5 kms from Khonsa township.

The academic in the Polytechnic will be started from 2020-21 with the following programmes:

Sl. No.	Name of the Diploma Programmes	Entry qualification
1.	Civil Engineering	10+
2.	Computer Science Engineering	10+



Academic Block



Academic Block



T-III = 4 Nos



T-IV - 1 No. (Brick work)



**DIPLOMA SEATS ALLOTTED BY GOVT. OF INDIA:**

In addition to the seats available in the State, the Govt. of India allocates seats for pursuing Diploma programmes in the following disciplines in the States mentioned therein. The tentative seat allotment for 2023-24 is as follows and will depend on the final allotment by the Govt of India:-

Sl.No.	NameofCourse	State	Total(Tentative)
1	Architecture Engg	Tamil Nadu	9
2	Architecture Engg	Delhi	1
3	Chemical E/T	Tamil Nadu	3
4	Chemical E/T	Maharastra	2
5	Civil Engg.	Tamil Nadu	25
6	Civil Engg.	Maharastra	10
7	Civil Engg.	Assam	18
8	Civil Engg.	Tripura	2
9	Computer Sc. & Engg	Tamil Nadu	5
10	Computer Sc. & Engg	Delhi	1
11	Computer Technology	Maharastra	5
12	Information Technology	Delhi	1
13	Electrical Engineering	Maharastra	4
14	Electrical Engineering	Assam	5
15	Electrical Engineering	Tripura	2
16	Electrical & Electronics Engg	Tamil Nadu	21
17	Printing Technology	Tamil Nadu	1
18	Mechanical Engineering	Tamil Nadu	26
19	Mechanical Engineering	Maharastra	4
20	Textile Process	Tamil Nadu	4
21	Automobile Engineering	Maharastra	5
22	Pharmacy	Chandigarh	2
23	Pharmacy	Goa	1
24	Pharmacy	Karnataka	2
25	Pharmacy	Himachal Pradesh	2
26	Electronics & Comm. Engineering	Delhi	1

NB: For admission in the Polytechnics in these States, the candidate has to report to the Directorate of Technical Education of the respective State for further allocation of the Institution

## Contact Details of the various Polytechnics in the State of Arunachal Pradesh

Sl. No.	Name of the Polytechnic	Name & Designation	Contact details
1	R. G. Govt. Polytechnic, Itanagar	Shri Taba Tath, Principal	8132884780 Email: <a href="mailto:principalrggp@gmail.com">principalrggp@gmail.com</a> Email: <a href="mailto:principal_rggp@yahoo.in">principal_rggp@yahoo.in</a> Website: <a href="http://www.rggp.ac.in">www.rggp.ac.in</a>
		Dr. J. P. Pandey (Admission I/c)	8837428298 <a href="mailto:pandeyjp486@gmail.com">pandeyjp486@gmail.com</a>
		Shri Palvinder Singh, Asstt	9862803070 <a href="mailto:panvindatoz@gmail.com">panvindatoz@gmail.com</a>
2	Govt. Polytechnic, Pasighat	Shri C. Gogoi, Principal	9774047926 Email: <a href="mailto:gppasighat2014@gmail.com">gppasighat2014@gmail.com</a>
		Ms. Kayum Lomi (Academic	8415808965
		Shri. Karni Apang	9402471592 / 8787607179
3	C.P. Namchoom Govt. Polytechnic, Namsai	Shri S. Suresh Kumar, Principal	9101921644 Email: <a href="mailto:gpnamsai@gmail.com">gpnamsai@gmail.com</a> Website: <a href="http://www.gpnamsai.co.in">www.gpnamsai.co.in</a>
		Nang Cynthia Mansai (Admission	9790716727
4	Govt. Polytechnic, Roing	Dr. Abhijit Talukdar, Principal	9365005949 Email: <a href="mailto:abhijittalukdar@yahoo.co.uk">abhijittalukdar@yahoo.co.uk</a> Website: <a href="http://www.govtpolytechroing.in">www.govtpolytechroing.in</a>
		Karsing Panging Academic Coordinator	9366445032 7085688007 (Admission I/c)
		Admission I/c	7085688007 / 9366626508
5	Govt. Polytechnic, Dirang	Dr. Anil Choudhary, Principal	9774321244 Email: <a href="mailto:anilsa2009@yahoo.in">anilsa2009@yahoo.in</a> Website: <a href="http://www.gpdirang.in">www.gpdirang.in</a>
		Hage Mamung (Academic Coordinator),	8794322608 <a href="mailto:hagemamung91@gmail.com">hagemamung91@gmail.com</a>
6	Govt. Polytechnic, Laying	Shri Nani Chobin, Principal	6909607393 <a href="mailto:gplaying2014@rediffmail.com">gplaying2014@rediffmail.com</a> Website: <a href="http://www.gplaying.in">www.gplaying.in</a>