





















## MANDATORY SIGNS

				
Compulsory Turn Left (Right if symbol is Reversed)	Compulsory Ahead only	Compulsory Turn Right Ahead (Left if symbol is Reversed)	Compulsory Keep Left (Right if symbol is Reversed)	Compulsory Sound Horn
				
Compulsory Ahead or Turn Left only	Compulsory Ahead or Turn Right only	Compulsory Cycle Track	Give Way	Speed Limit
				
Axle Load Limit	Load Limit	Height Limit	Length Limit	Width Limit
				
Stop	No Entry	Vehicle Prohibited in Both Directions	Left Turn Prohibited	Right Turn Prohibited

				
U Turn Prohibited	Over Taking Prohibited	All Motor Vehicles Prohibited	Bullock / Hand Cart Prohibited	Truck Prohibited
				
Cycle Prohibited	Pedestrians Prohibited	Horn Prohibited	Bullock Cart Prohibited	Tongas Prohibited
				
Hand Cart Prohibited	Overtaking Prohibited	Length Limit	Load Limit	Compulsory Minimum Speed
				
Restriction Ends	Priority for Oncoming Traffic	One Way Only	No Parking	No Stopping




## WARNING SIGNS

				
Barrier Ahead	Cattle	Cross Road	Cycle crossing	Dangerous Dip
				
Dual Carriage Way	Falling Rocks	Ferry	Gap in Median	Hump or Rough Road
				
Left Hair Pin Bend	Left Hand Curve	Loose Gravel	Major Road Ahead	Major Road Ahead
				
Men At Work	Narrow Bridge	Narrow Road Ahead	Pedestrian Crossing	Right Hair Pin Bend

				
Right Hand Curve	Right Reverse Bend	Road Widens Ahead	Round About	School Ahead
				
Side Road (Left)	Side Road (Right)	Slippery Road	Speed Breaker	Staggered Intersections
				
Steep Ascent	T Intersection	Steep Descent	Y intersections	Left Reverse Bend
				
Traffic Signal	Guarded Level Crossing	Ungaurded level Crossing	Quayside or River Bank	
				
Advance Direction Sign	Advance Destination Sign on Rotary Intersection	Advance Direction Sign with distances	Direction Sign	Confirmatory Sign



## INFORMATORY SIGNS

				
Auto Rickshaw Stand	Cycle-Rickshaw Stand	Cycle Stand	Parking Both Sides	Parking This Side
				
Taxi Stand	Scooter and Motorcycle Stand	Resting Place	Public Telephone	Petrol Pump
				
No Through Side Road	Light Refreshment	Hospital	First Aid Post	Eating Place
				
Place Identification Sign	Bus Stop	Railway Station	Tunnel Ahead	No Through Road