





1

ABCD Song

Pre Reading



For the teacher

Pointing to the pictures one by one, ask children to answer the following questions.

What is this? Name it.

- Encourage children to write only the first letter of the name in the circle.

Recite

A B C D E

A clean world is the place for me.

F G H I J

That's the way we want it to stay.

K L M N O

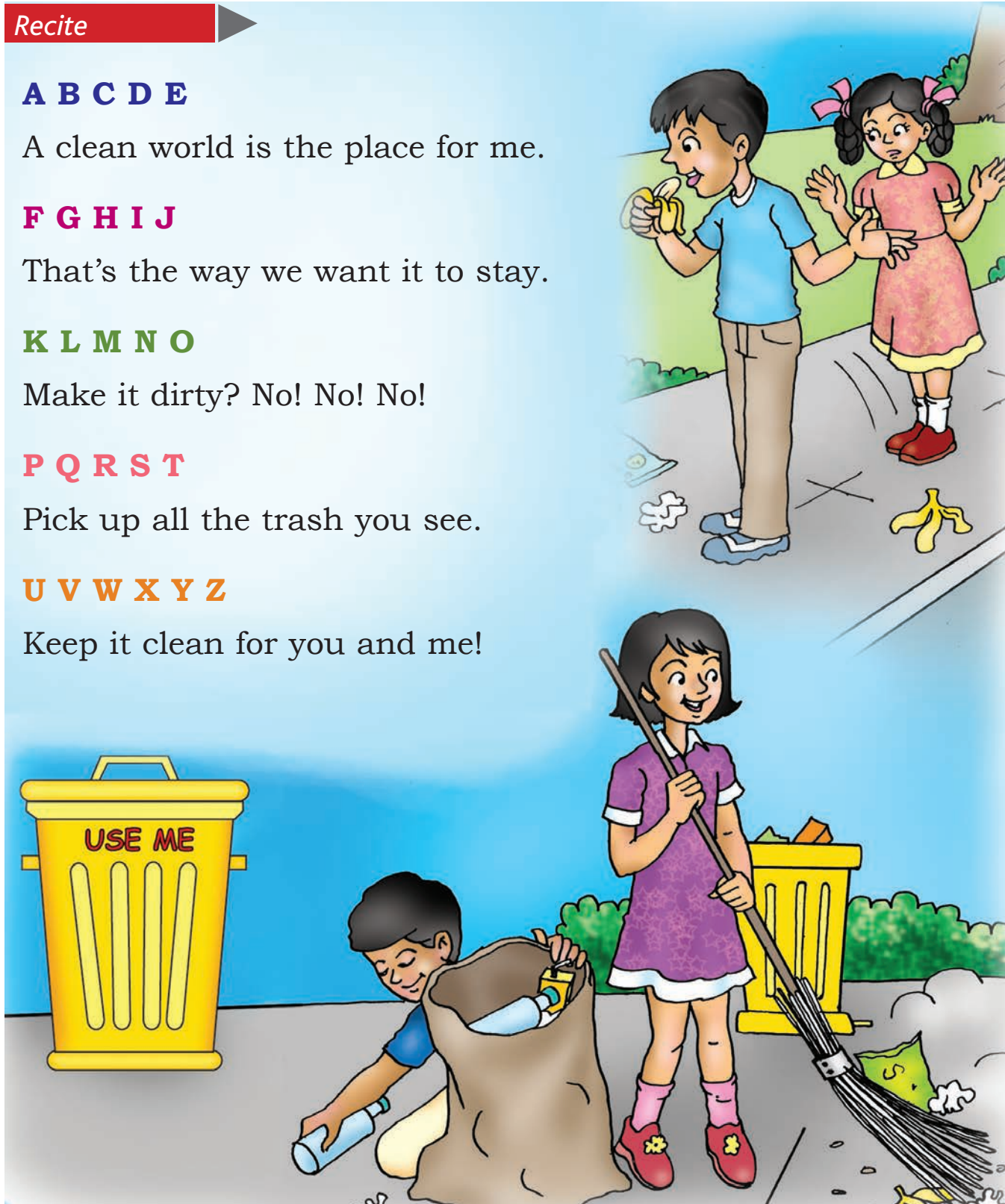
Make it dirty? No! No! No!

P Q R S T

Pick up all the trash you see.

U V W X Y Z

Keep it clean for you and me!



For the teacher

Recite the poem with proper actions and gestures. Ask children to repeat it after you.

New Words

world	संसार
dirty	गन्दा
way	तरीका
trash	कचरा

Comprehension

Activity I

For the teacher

Ask children to fill in the blanks by writing letters of the alphabet in sequence from A to Z.

A	B	—	D	E	—	G	H	I	—	K	—	M
N	—	P	—	R	—	T	U	V	—	—	Y	Z

Activity II

Circle one word in each row that does not begin with the same letter of the alphabet. One has been done for you.

b	bat	hat	ball
d	cat	dog	duck
g	girl	grapes	horse
k	key	kite	jug
l	lock	lamp	mat
n	net	man	nest
o	owl	frog	ox

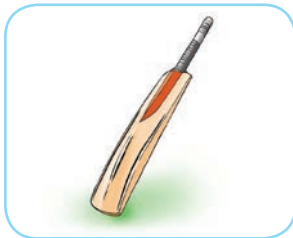

Activity III

Match the following words ending with the same sound.



man ▶

◀ nut



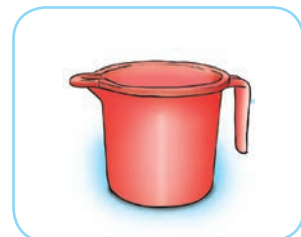
bat ▶

◀ van




jug ▶

◀ mug



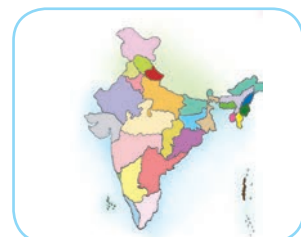
tap ▶

◀ boy




toy ▶

◀ map



hut ▶

◀ cat



Listening and Speaking

For the teacher

Speak these instructions aloud and ask one child at a time to carry out the instructions given to him/her.



- Pick up your bag.
- Pick up your pencil.
- Open the window.
- Raise your left hand.
- Stand up.
- Sit down.
- Write 'a' on the blackboard.
- Put your pencil into your bag.
- Open your book.
- Come here.
- Take out your pencil box from your bag.

Writing

For the teacher

Ask children to rewrite the words given below in their notebooks.

up see way you and

2

Our Festivals

Pre Reading



For the teacher

Ask children to look at the picture and answer the following questions.


- Name the things that you see in the picture.
- Which festival is shown in the picture?
- Do you celebrate this festival? How do you celebrate it?
- Name some other festivals you celebrate.

Reading


Look at the pictures showing how people are celebrating festivals.



Christmas



Eid



Holi



Raksha Bandhan

For the teacher

Describe briefly how these festivals are celebrated.

Comprehension

Activity I

Tick (✓) the names of the festivals shown in the pictures.

- | | | | |
|---|--------------------------------------|------------------------------------|---------------------------------|
| <input type="checkbox"/> Janamasthami | <input type="checkbox"/> Holi | <input type="checkbox"/> Christmas | <input type="checkbox"/> Diwali |
| <input type="checkbox"/> Raksha Bandhan | <input type="checkbox"/> Durga Pooja | <input type="checkbox"/> Teej | <input type="checkbox"/> Eid |

Activity II

Fill in the blanks with the words given in the box.

colours

clothes

Christmas

rakhi

1. Holi is the festival of _____.
2. Sisters tie _____ on their brothers' wrist.
3. Muslims wear new _____ and offer 'Namaz' on Eid.
4. _____ falls on 25th December.

Activity III

Match the names of festivals with their pictures.

Diwali



Holi



Id-ul-Fitr



Christmas



Teej



Activity I

Here are some pictures of festivals which we celebrate.



For the teacher

Pointing to a festival ask children, 'Which festival is this?' Children should answer, 'This is Teej.' Then, repeat the same question about the next picture. Children should say, 'This is---.'

Activity II

For the teacher

Ask children to recite this rhyme.

Sunday, Monday, Tuesday too.

Wednesday, Thursday just for you.

Friday, Saturday that's the end.

Now let's say these days again!

Sunday

Monday

Tuesday

Wednesday

Thursday

Friday

Saturday

Writing

Activity I

Arrange the jumbled names of months in correct order and write them in the space provided.

May	January	October	March
June	November	September	February
December	July	April	August

_____	_____	_____	_____
_____	_____	_____	_____
_____	_____	_____	_____

Activity II

For the teacher

Ask children to trace over the dotted words.

Sunday

Monday

Tuesday

Wednesday

Thursday

Friday

Saturday

Activity III

For the teacher

Ask children to write the following sentences in their notebook.

Holi is a festival of colours.

Holi is a festival of colours.


Diwali is a festival of lights.

Diwali is a festival of lights.

Vocabulary

Activity 1


Match similar sounding words. One has been done for you.



hen



fox



doll



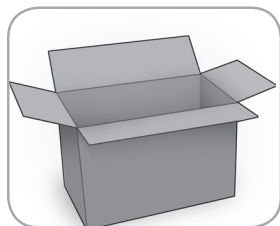
ball



rat



frock



box




pen



lock



hat





Activity 2

Ask children to write the words given below.

up

.....

see

.....

way

.....

you

.....

and

.....

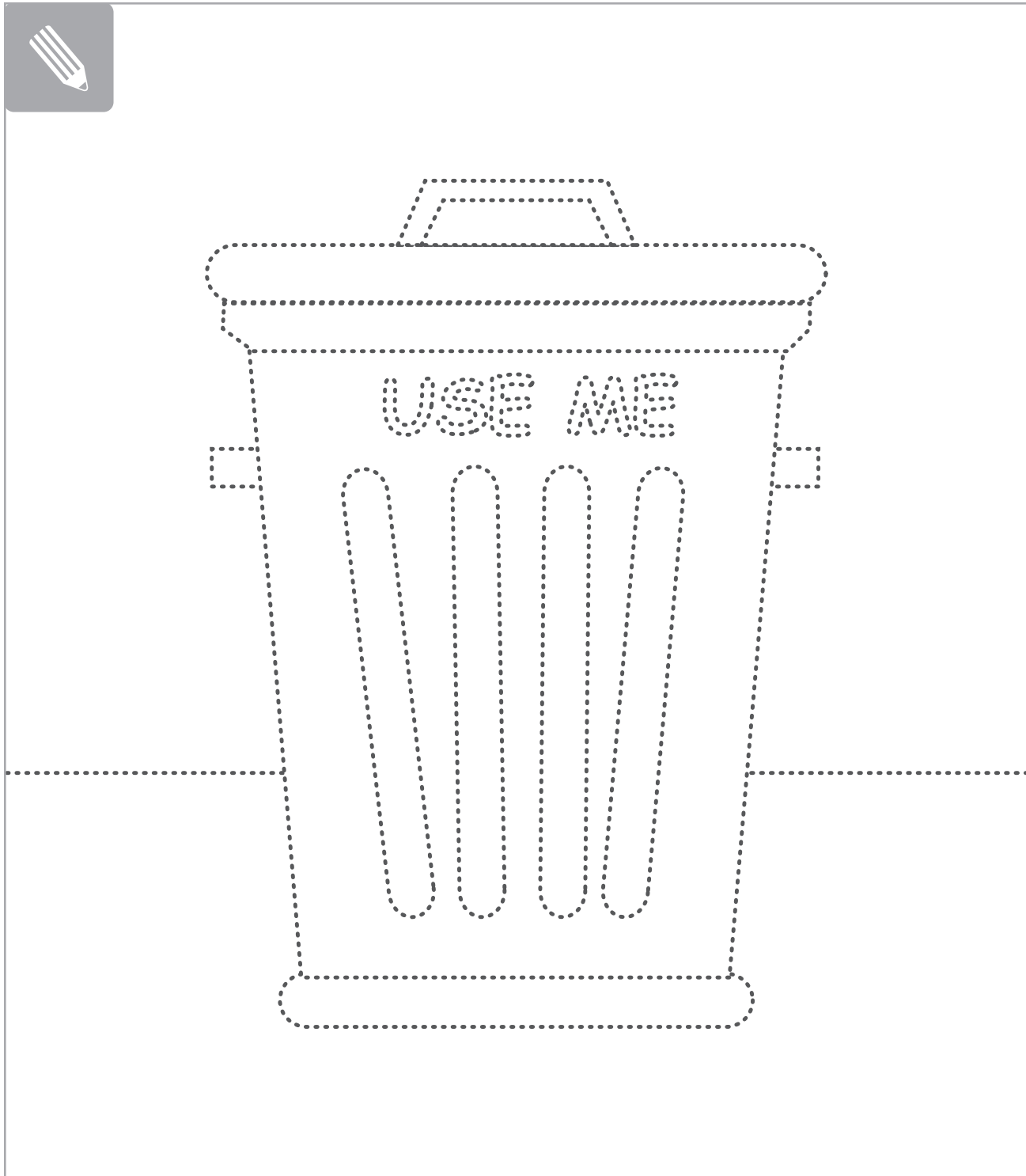
say

.....

Activity 3

For the teacher

Ask children to join the dots and colour the dustbin. Ask them to name the things they put into it.



Activity 4

Write letters from A-Z below.



Activity 5

Write three words starting with each letter of the alphabet as shown below.

A	<i>apple</i>	<i>arm</i>	<i>aeroplane</i>
B			
C			
D			
E			
F			
G			
H			
I			
J			
K			
L			
M			

N			
O			
P			
Q			
R			
S			
T			
U			
V			
W			
X			
Y			
Z	<i>zebra</i>	<i>zoo</i>	<i>zip</i>

Our Festivals

Vocabulary

Activity 1

For the teacher

Match the names of the festivals with the names of the months in which they generally fall.

Festivals

Basant Panchami

Christmas

Holi

Dussehra

Republic Day

Teej

Independence Day

Raksha Bandhan

Baisakhi

Diwali

Janmashtami

Months of the year

January

February

March

April

May

June

July

August

September


October

November

December

Activity 2

Look at the pictures and words written under them. Trace over these words.



Day



Night




Happy



Sad



Sweet



Sour



Tall



Short

Activity 3

For the teacher

Ask children to write the following sentences five times in the space given below.

Holi is a festival of colours.

Holi is a festival of colours.

Diwali is a festival of lights.

Diwali is a festival of lights.

Activity 4

Write the names of festivals shown in the pictures. Tell your class two things that you do on each of these festivals.

