

1

Hello Rain!

Pre Reading

- **Recite the following poem.**

Rain, rain go away,

Come again another day.

Little Johnny wants to play,

Rain, rain go away.

- **Colour the objects you normally use in the rain.**




Down comes the rain!
It is raining!
It is raining!
Pitter, Patter,
Pitter, Patter ...
Splish, splash!
Splosh, splish!

How will I go to school?
It is so wet! *Boo-hoo!*
“Wear me,”
says the Raincoat
on the door.
“Wear us,” says
the rubber Flip-Flops
on the floor.
“Hold me and go,”
says the Umbrella
on the hook.

“I shall wear my raincoat.
I shall hold my umbrella,”
says Munni.
“Hello rain, here I come!”
and Munni goes out in the rain.

—Usha Dutta



Word Meaning in Context

pitter, patter	tapping sound of rain टप टप
splish, splash	छपछपाते हुए, छप – छप
boo-hoo	to cry noisily जोर से रोना
raincoat	बरसाती
wear	put on पहनना
flip flops	rubber/plastic slippers रबड़ या प्लास्टिक की चप्पलें
hook	peg खूंटी
hold	grip पकड़ना

Comprehension

I. Answer the following questions.

1. What did the raincoat say to Munni?
2. Name all the things Munni used when she went out.
3. What did Munni say to the rain at the end?
4. Was Munni happy or sad in the beginning?

II. Match words in column A with correct pictures in column B.

Column A

boo-hoo

raincoat

flip-flops

splish-splash

Column B



Vocabulary

Pick out pairs of words from the lesson which end with the same sound.
One has been done for you.

Pitter – Patter _____

Grammar

I. Look at the pictures and fill in the blanks with the words given in the Help Box.

Help Box

in

on

near

under

between

among

behind

in front of

Hello friends!
I am Munni.
Say where I am.

You are

_____ the box.

_____ the table.

_____ the tree.

_____ the chair.

_____ the umbrellas.

_____ the children.

_____ the cupboard.


_____ the house.



For the teacher

Tell children that the words in the Help Box are position words. These words show where the persons or things are.

II. Look at the pictures and read the sentences.



This is a football.
It is round.



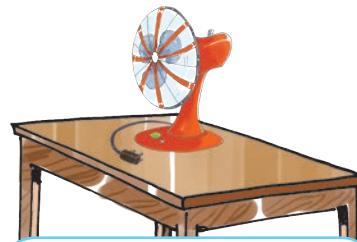
This is a chair.
It is red.



This is a doll.
It is beautiful.



This is an umbrella.
It is yellow.



This is a fan.
It is on the table.

For the teacher

Tell children that 'It' is a pronoun. It is used in place of 'This'. It refers to objects and things.

Given below are pictures of some objects and sentences that describe them. Write one more sentence about each one of these objects using 'It'. One has been done for you.

1. This is a board. It is black.

2. This is a book. _____

3. This is a pencil. _____

4. This is a chalk. _____

5. This is a table. _____



Listening and Speaking

Recite and enjoy.

One Red Umbrella

One red umbrella, one yellow hat,
One shiny raincoat, look at that!
Two yellow rain boots, one big smile,
I think I'll go and walk for a while.
One wet puddle just down the lane,
One big SPLASH—
I love the rain!

Michelle Moore



Writing

What do you do when it rains? Write in 4-5 sentences. You may start as shown here.

When it rains, I feel very happy. _____

Follow Up

Write in your notebook names of some objects which are used in summer, winter and rainy season.

2

Arun's Family

Pre Reading



For the teacher

Encourage each child to talk about the picture in the class using sentences like, 'The old man is reading a newspaper.' The child is looking at the newspaper,' and so on.

Reading



I am Arun. I am eight years old. I study in Class III. I live with my parents and grandparents in a village. The name of my village is Rajpur.



I have a sister. Her name is Kavita. She is nine years old. She is in class IV. We study in the same school. The name of our school is Government Primary School, Rajpur.



My father is a farmer. He works in the field. He grows wheat and vegetables. He works very hard.

My mother is a teacher. She teaches small children of the village.

Our house is always neat and clean. My father helps my mother in her work.





After doing our homework, Kavita and I play outside our house with our friends. We love our parents and our village.

Word Meaning in Context

field	farm खेत
farmer	peasant किसान
neat	clean साफ—सुथरा

village	rural area गाँव
grows	cultivates उगाता है

Comprehension

I. Write in the box T for true and F for false statements.

1. Arun lives in a city.
2. Kavita is Arun's sister.
3. Arun's father is a farmer.
4. Kavita's best friend is Maya.

☐
☐
☐
☐

II. Complete the following sentences by choosing the correct options given below.


1. Arun's _____ is a farmer. father mother
2. Arun's mother is a _____. tailor teacher
3. Our _____ is always neat and clean. house farm
4. After doing their _____, Arun and Kavita go to play. homework classwork

III. Answer the following questions.

1. How old is Arun?
2. Who is Kavita?
3. In which classes do Arun and Kavita study?
4. What does Arun's father grow?

Vocabulary

Match professions with their pictures. One has been done for you.



potter

plumber

cobbler

doctor

painter

shopkeeper

electrician

driver

lawyer

nurse



Grammar

Complete the table. One has been done for you.



boy	girl
he	
	madam
father	
	sister
uncle	
	grand mother
husband	
	niece
son	



Listening and Speaking

I. Listen to the teacher and circle the pairs of words in each row that end with same sound.

dear	roar	near
come	game	name
nine	lane	fine
cook	book	kick

For the teacher

Speak aloud the words (twice or thrice) in each row.

Writing

- I. Look at the names of Arun's family members, his school and his village. These names have mistakes in the use of capital letters. Rewrite these names correctly in the space given.

	Incorrect	Correct
Father's name	raj kumar
Mother's name	meena devi
School name	govt. primary school
village/town	rajpur

For the teacher

Tell children that the first letter of a proper noun is always a capital letter.

II.

For the teacher



Speak the words given (in the appendix) with correct pronunciation. Ask children to write these words in their notebooks as they listen. When they have written all the words, check their notebooks and correct the mistakes.

Follow Up

Write in your notebook about two or more persons as in the example given below.

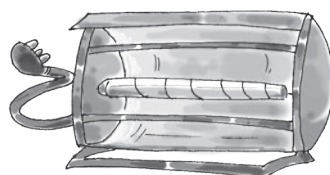



Name : Raj Kumar **Age :** 45
Occupation : Farmer **Place :** Rohtak

*This is Raj Kumar. He is a farmer. He is 45 years old.
He lives in Rohtak.*

Vocabulary

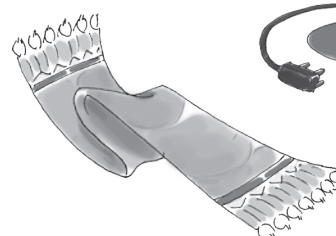
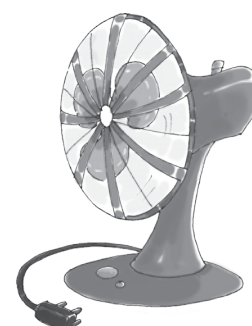

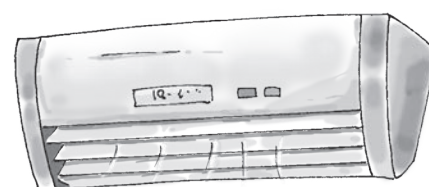
I. Match objects with the seasons. Some objects may be used in more than one season.



Summer
Season

Winter
Season

Rainy
Season



II. Circle in the grid words related to different weather conditions. You may choose the words from the box. One has been done for you.

foggy	drizzling	cloudy	sunny
windy	stormy	rainy	chilly
sweaty	wet	dry	

A	B	F	S	W	E	A	T	Y	C
C	L	O	U	D	y	T	D	R	S
H	D	G	N	E	F	G	H	I	J
I	C	G	N	R	A	I	N	Y	J
L	K	Y	Y	L	M	N	D	R	Y
L	O	P	Q	R	S	T	U	V	W
Y	D	R	I	Z	Z	L	I	N	G
X	Y	Z	A	B	C	D	E	F	K
J	U	S	T	O	R	M	Y	G	H
I	J	K	L	M	N	O	P	Q	R
W	E	T	S	T	W	I	N	D	Y

Grammar

Fill in the blanks with appropriate prepositions from the Help Box. You may use any preposition more than once.

Help Box

in	on	at	under
behind	to	from	

1. The book is _____ the table.
2. The postman is _____ the door.
3. The students are _____ the room.
4. Tinu is coming _____ the market.
5. She is going _____ school.
6. There is an old banyan tree _____ our house.
7. The cat is _____ the roof.
8. They are going _____ city.
9. We live _____ India.
10. A man was sleeping _____ the tree.

Writing

Write a few lines about your favourite season. You may include the following points.





- Name of the season
- Things you see during the season
- What you like about the season

This image shows a single sheet of white paper with horizontal ruling lines. The lines are evenly spaced and run across the width of the page. There are no margins, text, or other markings on the paper.

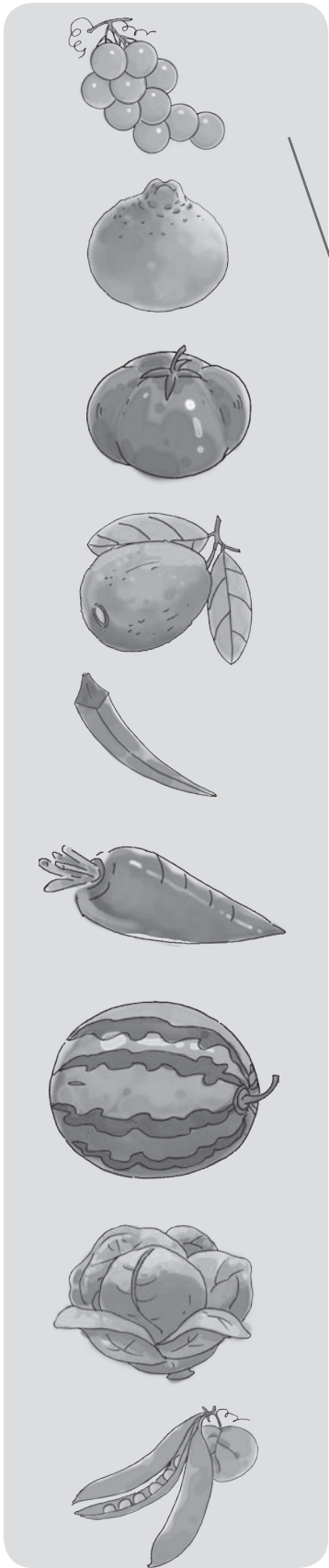
Arun's Family

Vocabulary

- I. Look at the pictures and write their names using letters given in the box.

	h t w e a	_____
	f i l d e	_____
	o u h s e	_____
	c o l s h o	_____

II. Match pictures of fruits and vegetables with their names. One has been done for you.



tomato

guava

cabbage

watermelon

orange

okra/lady finger

peas

carrot

grapes

III. Complete the following names of fruits and vegetables by filling in appropriate letters.

1. br__ nj__ l

2. rad__ sh

3. p__ t__ to

4. m__ ng__

5. sp__ n__ ch

6. on__ on

7. p__ p__ ya

8. ch__ ll__

Grammar

Write the following.

Names of two friends _____

Names of two teachers _____

Names of two villages _____

Names of two cities _____

Names of two states _____

Names of two countries _____

Names of two days of a week _____

Names of two months of a year _____

Names of two animals _____

Names of two birds _____


Writing

- I. Which things do you have in your house? Choose their names from the box and make your own sentences. One has been done for you.

television	fan	toys	train	playgroyund
cows	video games	mobile phone	car	bicycle
camera	music system	fridge	AC	computer
aeroplane	horse	car	chairs	tractor

I have many toys.

II. Look at the picture and describe it in your own words in the space provided.



This image shows a blank sheet of white paper with horizontal ruling lines. The lines are evenly spaced and run across the width of the page. There are no margins, text, or other markings on the paper.