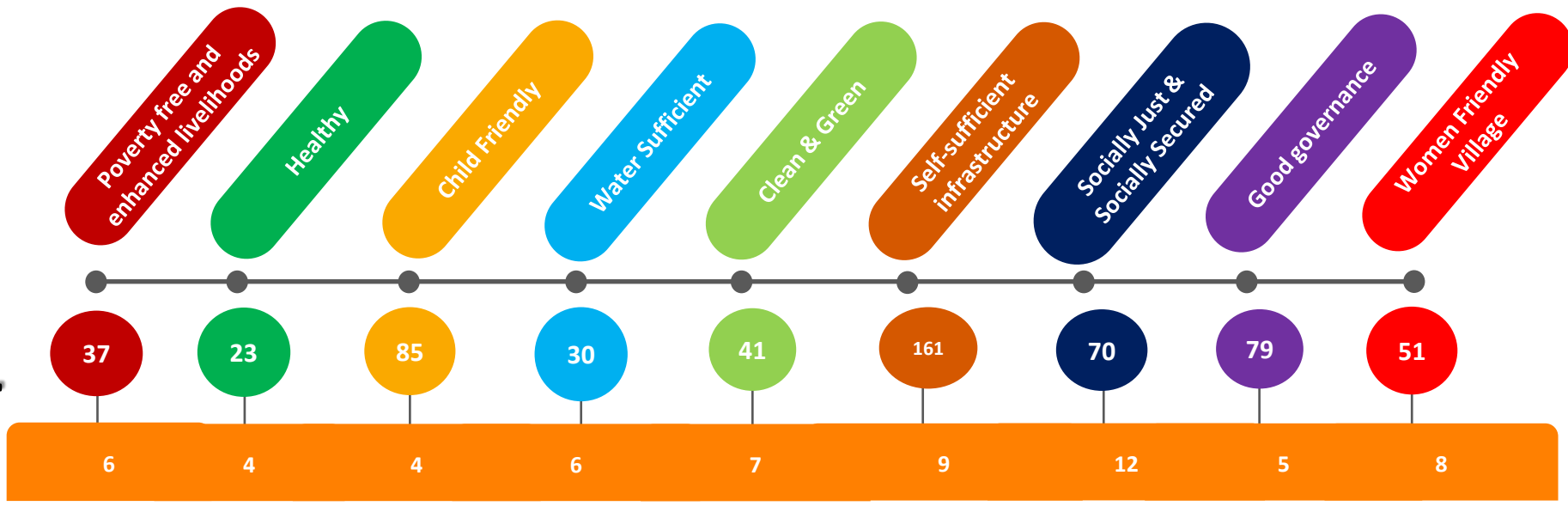




सशक्त पंचायत सतत् विकास
Panchayat Development Index

Panchayat Development Index



- Income generation
- Housing
- Health
- Social Protection
- Drinking Water
- Food Security
- Maternal Health,
- Child Health,
- Communicable diseases,
- Non-Communicable diseases
- Child survival,
- Child Development,
- Child Protection
- Child Participation
- Drinking water, Water Management
- Sanitation
- Waste Management
- Water Sources
- Agriculture
- Toilets
- Waste Management
- Clean energy
- Sustainable agriculture,
- Sustainable fishing,
- Environment / Eco system
- Sustainable Agriculture
- Institutional, Infrastructure health,
- Infrastructure Animal Husbandry,
- Infrastructure education,
- Community services,
- Basic facilities,
- Infrastructure sports
- Disaster management,
- Infrastructure Child development
- Poor
- Ultra poor
- Basic facilities,
- Health
- Income
- Income ultra poor,
- Social security,
- Social protection,
- Education,
- Crime, SC/ST,
- Participation
- Teamwork
- Technology
- Timeline
- Transparency
- Transformation
- Gender sex ratio, Health
- Education
- Income generation,
- Leadership & Empowerment
- Participation
- Crimes
- Social Protection

LIF-Synopsis

Indicators & Sub-Indicators

Total = 577

Repeat = 66

Unique Indicators = 492

Data Points

Total = 631

Unique Numerator = 469

Unique Denominator = 162

Negative Indicators = 95

Positive Indicators = 482



LIF - Indicators



444 = Common to all







133 = Specific

2 = Specific to hilly states

3 = Specific to coastal

= Common based on infrastructure (with) :

= Common based on infrastructure (without) :

	<u>Primary Health Centre</u>
	Primary School
	Livestock Centre
	Common Service Centre
	Common Facility Centre
	Disaster Shelter

19

14

25

14

3

8

1

0

10

0

0

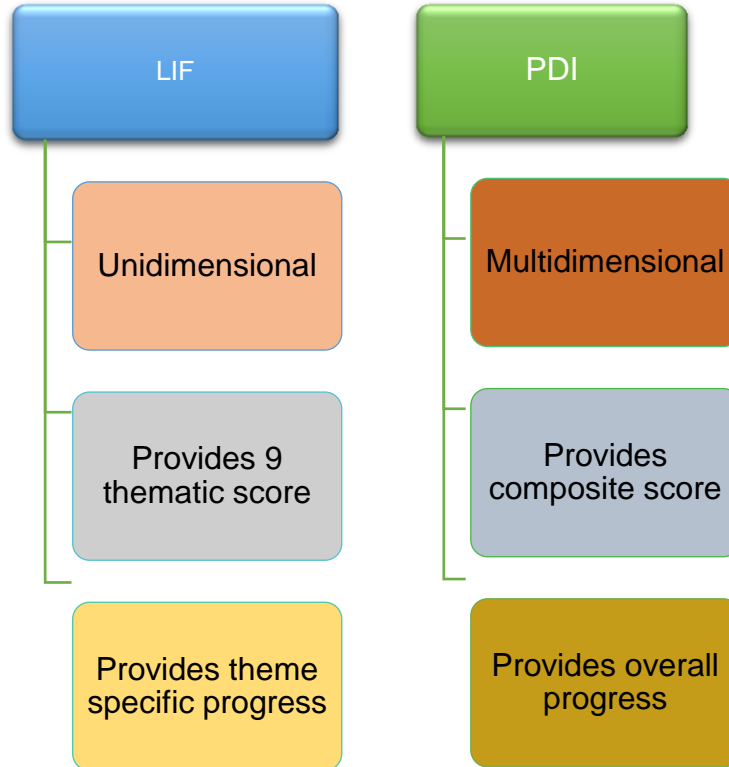
0

Theme wise Local Indicators

Sl.No.	Themes	Sub-Indicators	LIFs	SDGs
1	Poverty Free and enhanced Livelihoods in village	0	<u>37</u>	1,2,3,4,5, 6, 7,8,10,11,13,15
2	Healthy Village	0	<u>23</u>	2 and 3
3	Child friendly village	22	<u>85</u>	1,2,3,4 and 5
4	Water Sufficient Village	0	<u>30</u>	6 and 15
5	Clean and Green Village	0	<u>41</u>	6,7,12,13,14,15
6	Self Sufficient Infrastructure in Village	128	<u>161</u>	1,2,4,5,6,9,11
7	Socially Just and Socially Secured Panchayat	2	<u>70</u>	1,2,5,10,16
8	Village with Good Governance	4	<u>79</u>	16
9	Women Friendly Village	5	<u>51</u>	1,3,4,5 and 8
Grand Total		161	577	

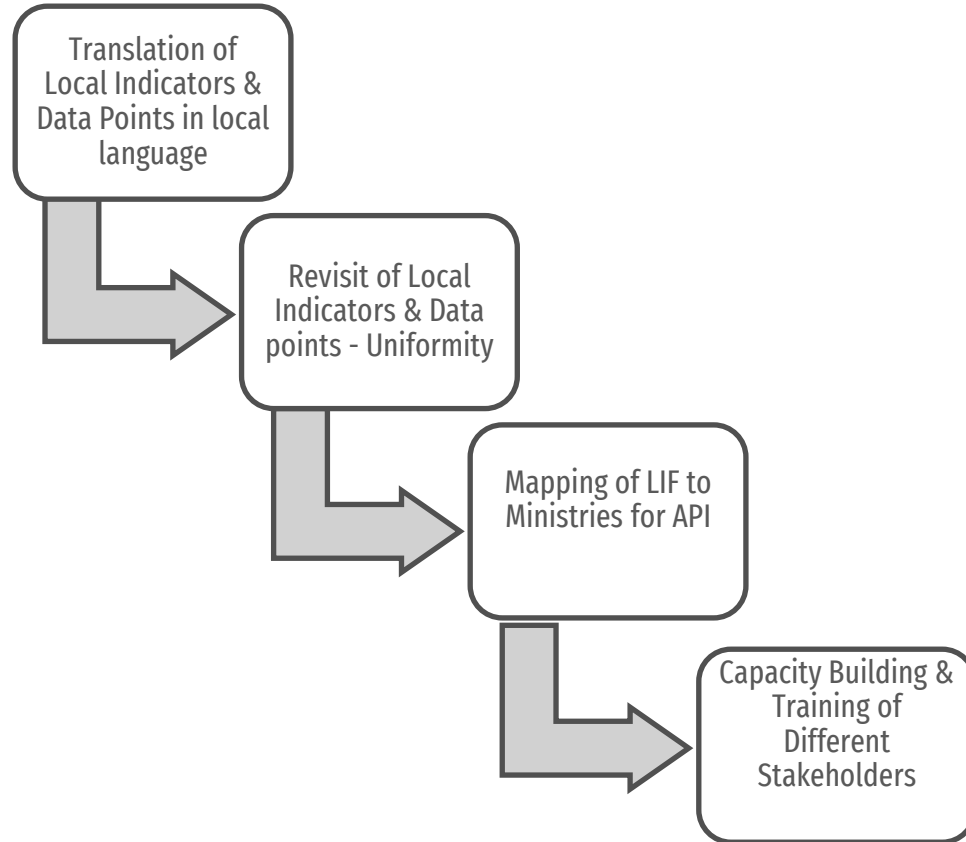


PDI – LIF-





Plan of Action



Thank You