



State/UT Participant details

- Name of the State/UT : Tamil Nadu
- Total Number of Participants : 15

Sl. No.	Participant Name	Designation	Department
1	Har Sahay Meena	DG Trg	RD&PR
2	Dr S. Deivanayaki	Director	SIRD
3	DR. R.Sujatha	Senior SDG consultant	P&D
4	Vincent Abraham	Research Associate	SDGCC, P&D
5	Abirami	HOD	State Planning Commission
6	K.Sundararaj	Deputy Director	Dept of Economics and Statistics
7	Dr. J Nirmalson	Joint Director	Department of Health and Family Welfare
8	S.Piramanayagam	Assistant Director	Department of Rural Development
9	V.Thenamudha	Assistant Director	SIRD
10	P.Prasanna Vasanthi	Assistant Director	SIRD
11	L.Padmajanki	Assistant Director	SIRD
12	P.Poomagaldevi	Block development Officer	Chengalpattu Dt
13	R.Varadharajan	Block development Officer	Kanchipuram DTs
14	R.Stalin	Block development Officer	Tiruvallur Dt
15	D.Thirukenkatadam	Block development Officer	Villupuram Dt



Status of Field Experience

1. Whether Committee for collection of PDI data constituted : Yes
2. Number of Gram Panchayats where Pilot study carried out : 8
3. Composition of Committee for pilot study:

Sl. No.	Members	Included in Committee (Yes/ No)
1	Official of RD & Panchayati Raj Dept of State	Yes
2	Faculty of SPRC/ SIRD	Yes
3	BDO concerned in whose jurisdiction GP is falling	Yes
4	Statistical Officer at the Block Level	Yes
5	Panchayat Secretary/ PDO of concerned Panchayat	Yes
6	Any other relevant Officer/ Official	yes

442 data points available at panchayat level



Process followed for Data Collection

Sl. No.		
1	No. of available LIF Indicators with line department functionaries	442
3	Criteria for selection of GPs for Data collection	proximity
5	Key steps involved in data collection at GP level	Next Slide
i)	Organizing meeting at GP level	Yes
ii)	Whether dept. Wise indicator explained	Yes
iv)	Whether data validate at GP office	Yes
v)	Whether any meeting has been organized for correct interpretation of indicators with GPs	Yes
vi)	Any other (pls specify) training, handholding provided to data collection team & other stakeholders	Instructions from State and district offices to line departments to share data

Key Steps followed



- A State level meeting has been conducted by ACS P&D to take PDI forward in the State with RD&PR, TNeGA and Department of Economics and Statistics
- A pilot study was conducted across seven villages located in four districts within Tamil Nadu to assess the validity of the Local Indicator Framework (LIF) of the Panchayat Development Index (PDI) at the village level.
- The team consisted of the Block Development Officer, AD (Panchayats), faculty members from the State Institute of Rural Development (SIRD) and other relevant department officials.
- The primary objective of this study was to cross-verify the availability of each indicator within the LIF at the village level. During the field visit, the team thoroughly scrutinized each indicator, examining its alignment with actual conditions on the GP level.
- Wherever data was accessible, the team cross-verified its availability by checking both physical registers and online portals.

Methodology



Field Visits: Pilot study conducted by field visits to all 8 selected villages.



Data Sources:



Primary Sources: primary data through direct engagement with panchayat officials, and various department representatives.



Secondary Sources: - official records, reports, and online portals were utilized to cross-reference and validate the collected information.



Departmental Collaboration: Multi-Stakeholder Engagement



All stakeholder departments, including Health, Education, Agriculture, and Infrastructure, for obtaining relevant and accurate data related to PDI indicators.



Checklist Utilization:



Checklists collected from concerned departments to systematically assess the availability of PDI indicators in each village.



Challenges faced during data validation process at GP level



1. Without a data sharing policy at the panchayat level- lot of time in explaining the need



2. Multiple data sources for same set of data

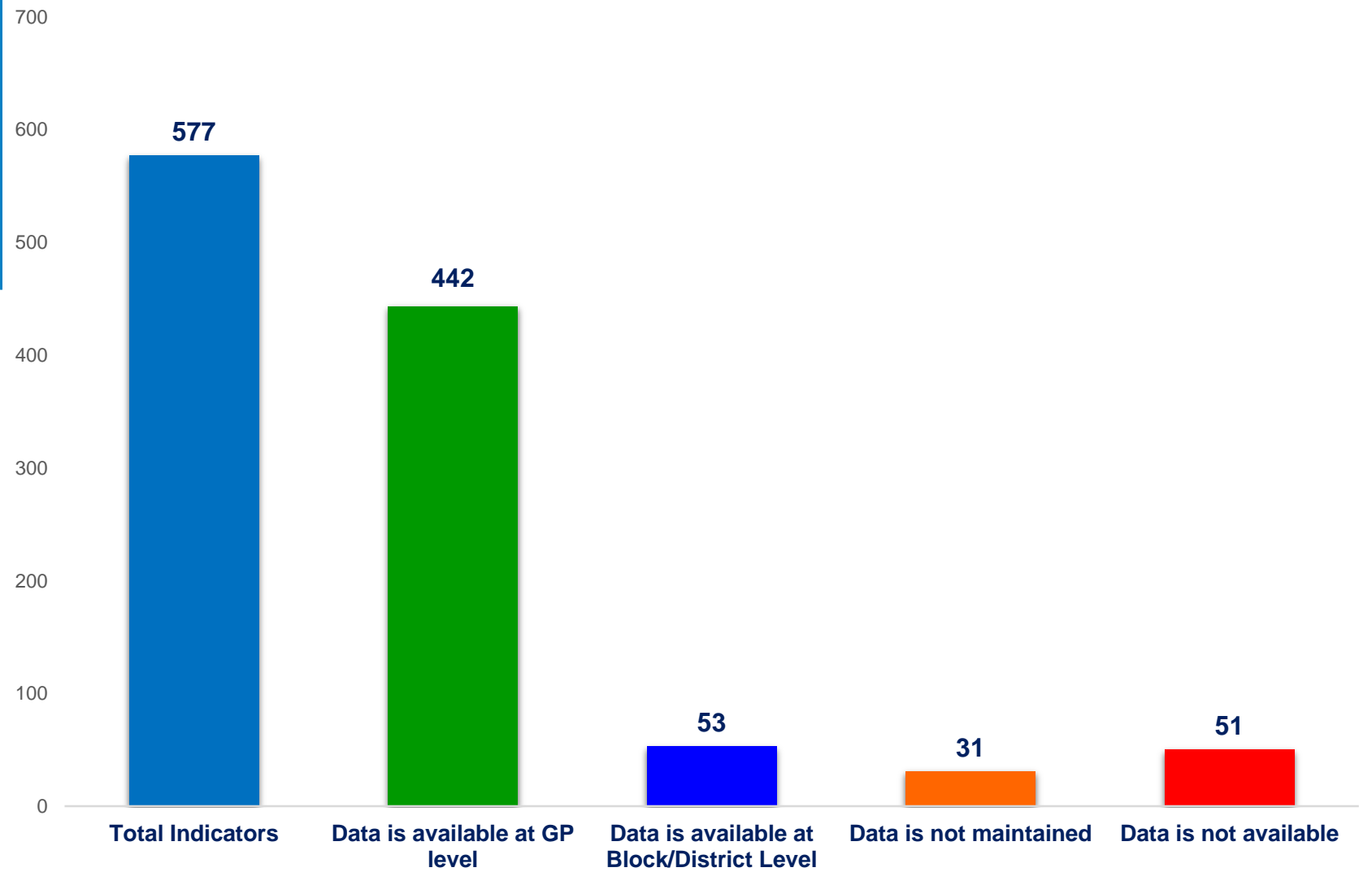


3. Capacity building and handholding support required for some time, till the process is acclimatised



4. As TN has data in independent data portals and APPs, need for fixing the source

Overall Indicators





Suggestions in respect of Local Indicators & its data Points (in respect of revision, modification & addition (if any))



Would need units for the different indicators



Even SDG India Index has 118 indicators under the 17 goals but at panchayat level 577 indicators have come, so sufficient time for capacity building required



Some LIF can be got for panchayat level by API from State level – so should allow for that too – Like NCDs – Makkalai Thedi Maruthuvam APP has data panchayat level and so that can be populated using API

PILOT findings



Total Indicators Assessed: pilot study assessed a total of 577 indicators



Indicators Available at GP Level: Out of these, 443 indicators available at Gram Panchayat (GP) level.



Data Available at Block & District Level: data for 53 indicators accessible at higher administrative level block and district levels.



Data Not Maintained: challenges surfaced as data for 31 indicators were not maintained or recorded within the studied areas.



Data Unavailable: 50 indicators presented a notable gap, with no available data at any administrative level.



Feedback on PDI Portal

As the number of indicators are more, it should allow for part saving and continuing. Theme wise data entry – even for one takes a long time

ADMIN configuring itself may require sufficient time and technical expertise

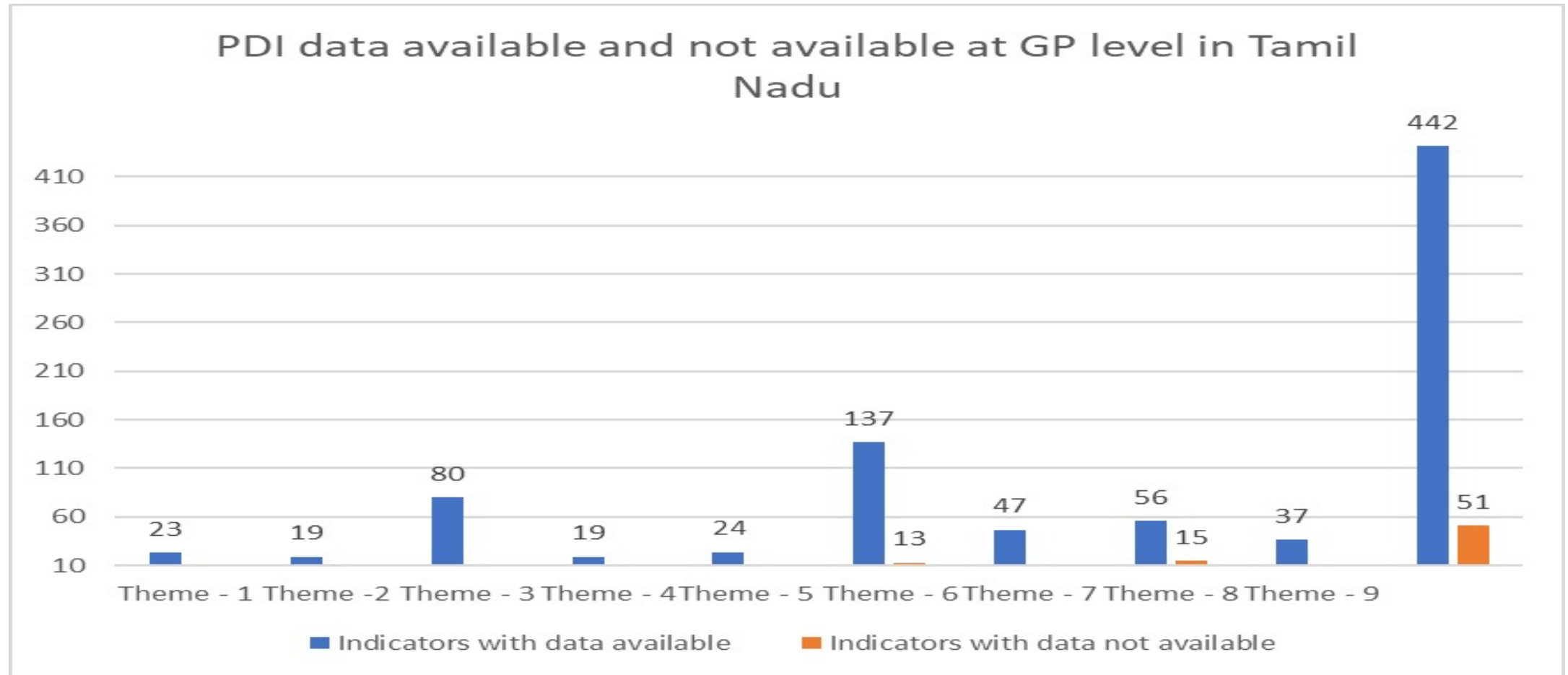
Present manpower not sufficient so additional manpower may be deployed

Facilitator – id and remuneration depending on number of data points

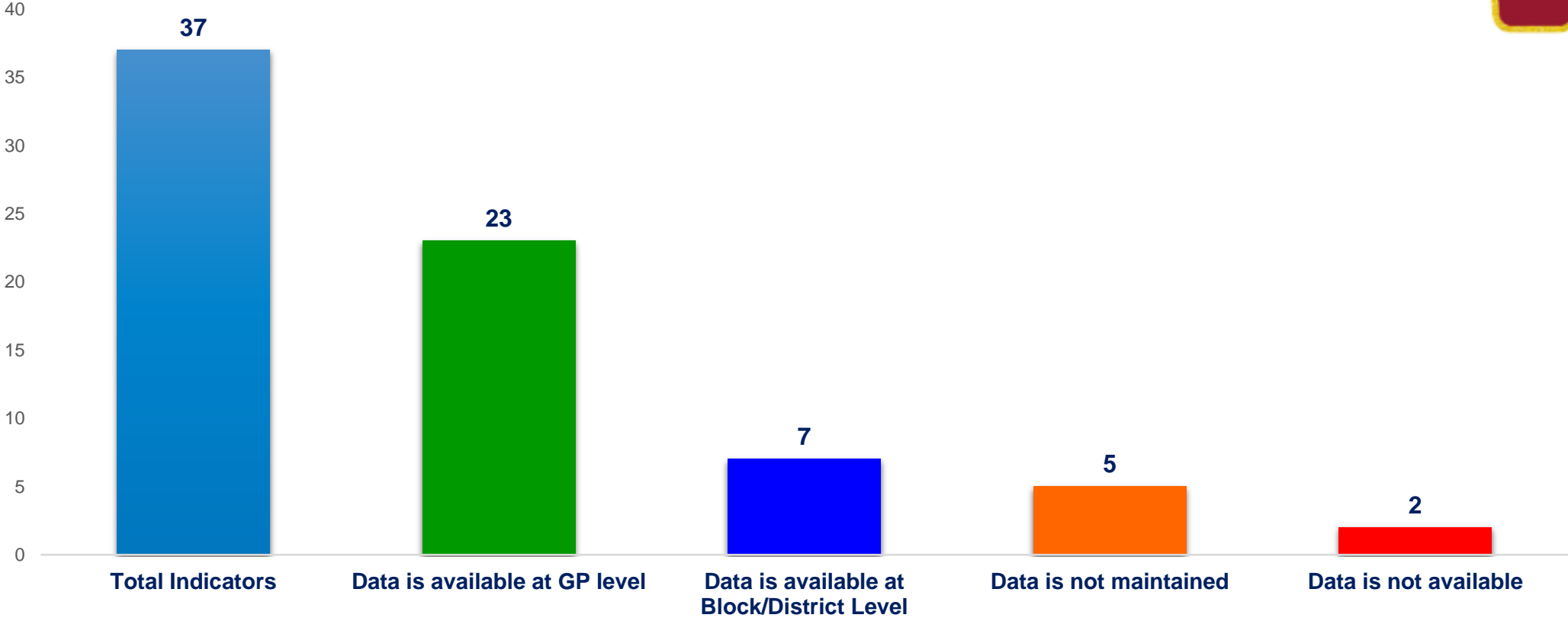
Portal and APP may be regional language friendly

requiredFacilitator – id and remuneration depending on number of data points

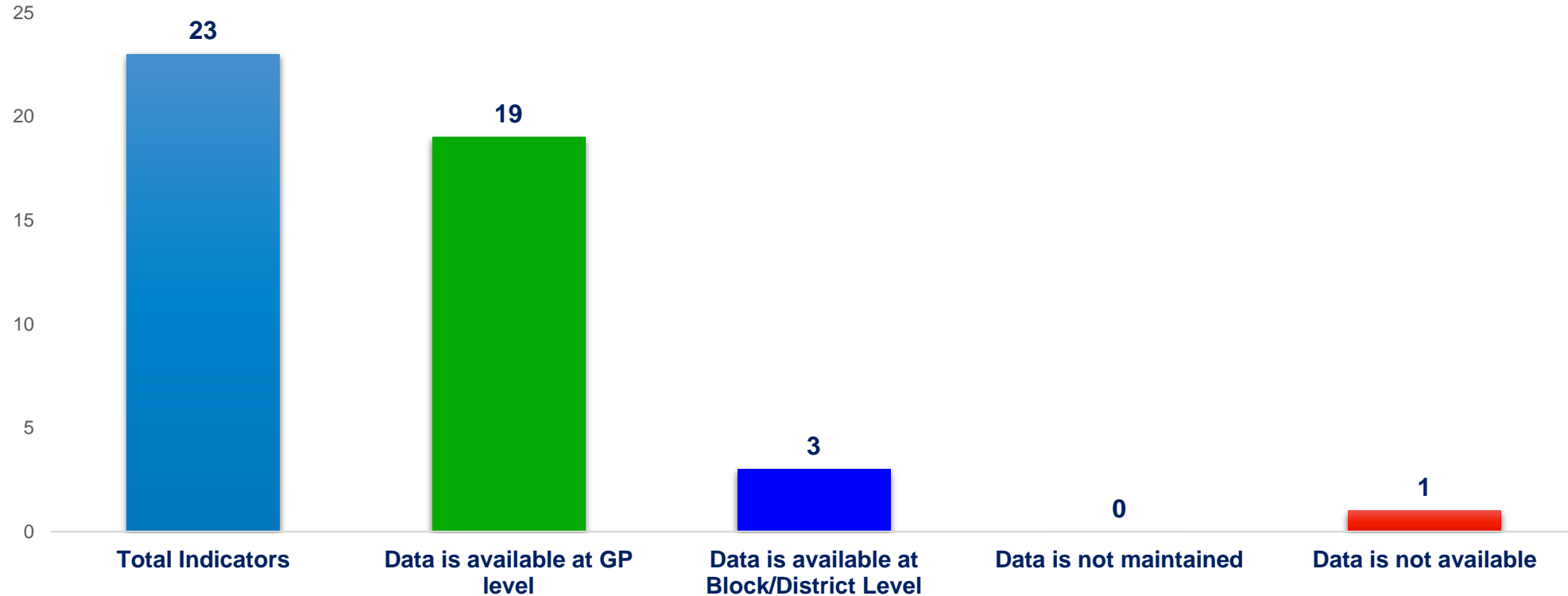
PDI Data availability- Theme-wise



Theme 1 - Poverty-Free and Enhanced Livelihoods Panchayat




Theme 2- Healthy Panchayat

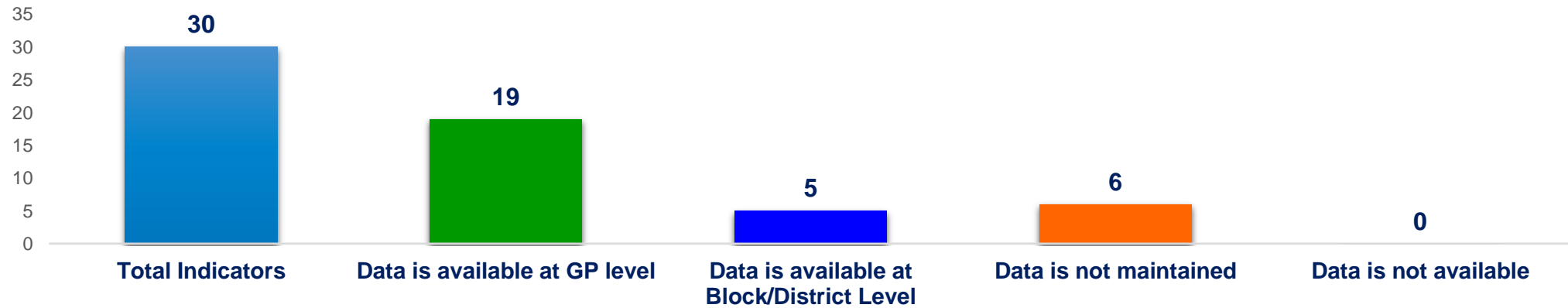


As TN is a Pioneering State in Health and Women, we will have State Schemes in addition to Central schemes like Pradhan Mantri Matritva Yojana has an earlier scheme of the State as Muthulakshmi Reddy Maternity Benefit Scheme, CMCHIS available over and above PMABY

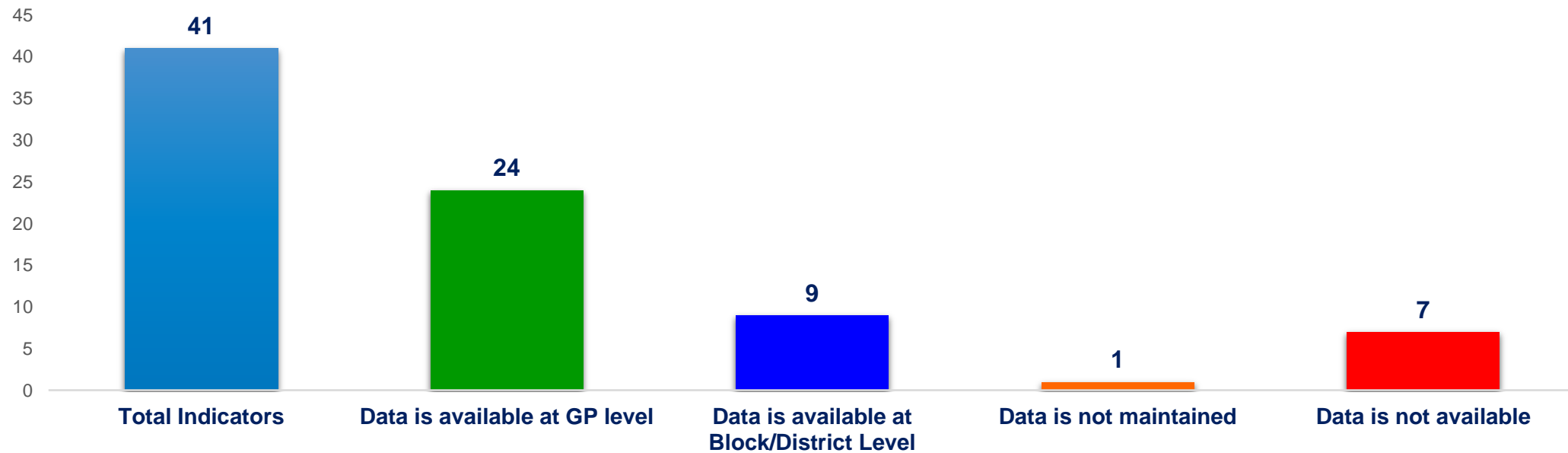
Theme 3 -Child-Friendly Panchayat



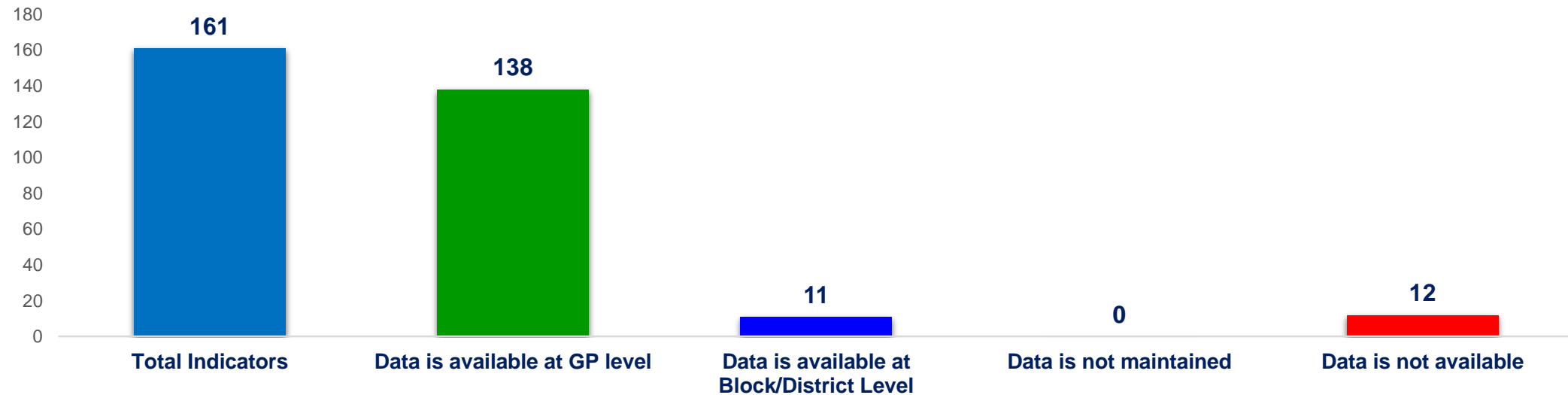
Theme 4 - Water-Sufficient Panchayat



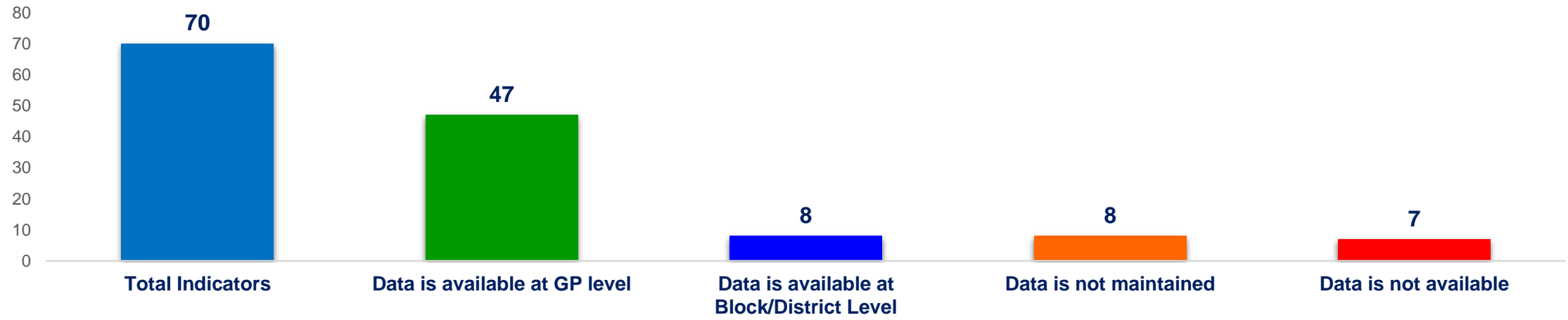
Theme 5 - Clean and Green Panchayat



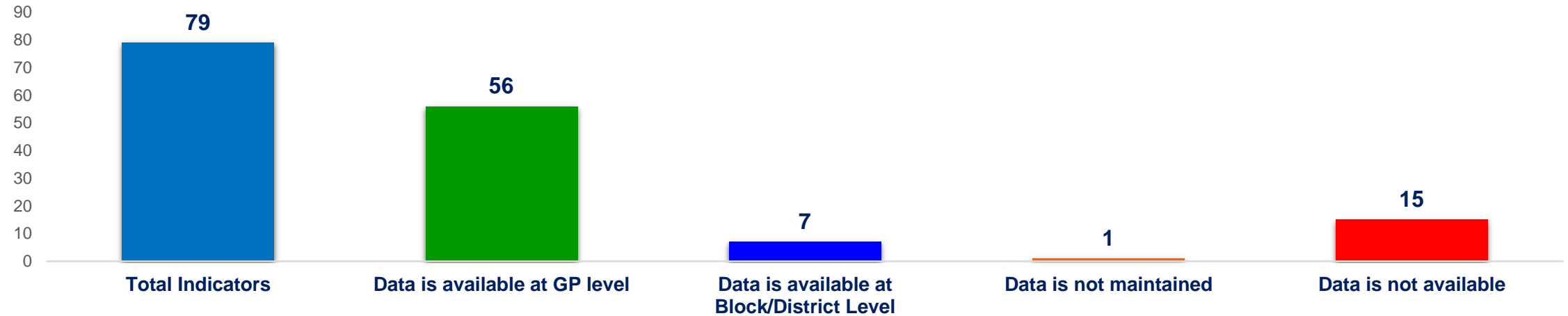
Theme 6 - Self-Sufficient Infrastructure Panchayat



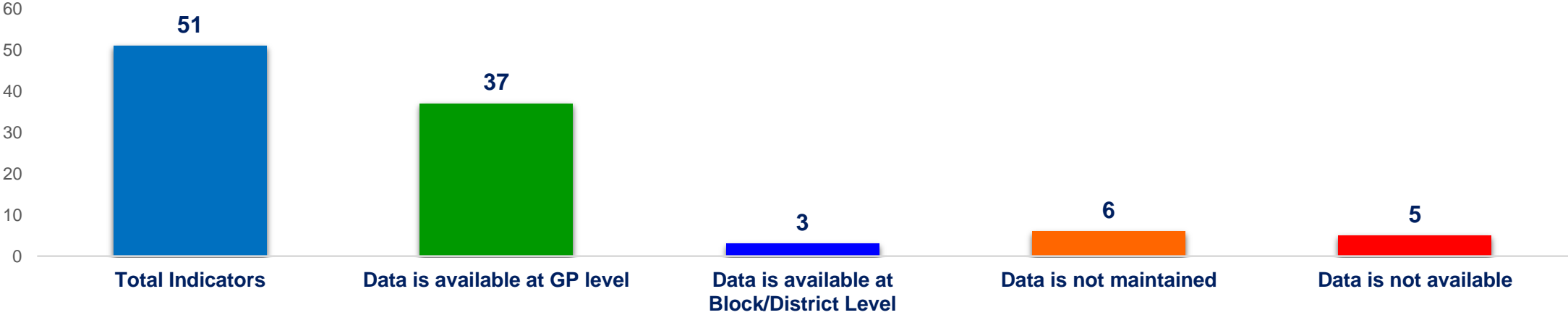
Theme 7 - Socially Just and Socially Secured Panchayat



Theme 8 - Panchayat with Good Governance



Theme 9 - Women-Friendly Panchayat





Institutional Mechanism for Validation



**DEPARTMENT OF ECONOMICS
AND STATISTICS AND TNEGA
TO COORDINATE WITH RD&PR**



**NEED TO HAVE STATE AND
DISTRICT LEVEL MEETINGS
FOR DESIGNATING SUITABLE
OFFICERS FOR THE
VALIDATION PROCESS**



**NEED TO BUILD CAPACITIES
OF THE ALL THE VALIDATING
OFFICERS OF NON-API BASED
DATA**

Plan of Action for Rolling out PDI in the State/UT



A state level meeting follow up has been conducted and has made the Principal Secretary,/Commissioner RD&PR – Training as PDI State nodal officer with a G.O.



Steering committee constituted with P&D playing an important role will be convened and the responsibilities for the 9 themes will be fixed on the different departments



Data available at panchayat level at State level through different sources will be auto populated to avoid errors of entry



Block level validation committee will be constituted



Thank You