




# Draft Localisation of Sustainable Development Goals in Manipur

Manipur

# Manipur at a Glance

- Area – 22,327 sq.km
- Population – 28,55,794 (census, 2011)
- Districts – 16
- Altitude – 790
- Latitude – 23<sup>0</sup> 50N to 25<sup>0</sup> 42N
- Longitude – 93<sup>0</sup> 03E to 94<sup>0</sup> 78E
- Annual Rainfall – 1419.4mm (average)
- Literacy Rate – 79.85%,M: 83.58%,F (census 2011)
- Zilla Parishads – 6
- Gram Panchayats– 161

# SDGs in Manipur

- State Government has adopted Manipur Vision 2030 and 98 Indicators of 15 goals as State indicators.
  - Manipur has developed 'State Vision 2030 Document' as a roadmap for inclusive growth and sustainable development'.
  - Manipur vision document 2030 is prepared to address all the basic needs and wants of the grass root community by incorporating their voices from the ground level.
  - Document is designed and developed by incorporating 15 SDGs goals and 98 state specific indicators based on inputs given by various stakeholders.
- 


## Manipur- SDG Score and Rank 2018 , 2019 and 2020


<u>Goal No</u>	<u>Indicator</u>	Manipur							All India		
		2018		2019		2020		Trend	2018	2019	2020
		Rank	Score	Rank	Score	Rank	Score		Score		
Goal 1	End poverty	27	44	23	42	14	60	Moderately increasing	54	50	60
Goal 2	Zero hunger	2	74	5	69	7	64	Decreasing	48	32	47
Goal 3	Good health and well-being	7	67	12	62	11	68	Slightly increased	52	61	74
Goal 4	Quality education	12	65	4	70	7	63	Decreasing	58	58	57
<b>Goal 5</b>	<b>Gender equality</b>	28	25	22	34	18	<b>41</b>	Improving but poor	36	42	48
Goal 6	Clean water and sanitation	24	44	11	87	10	87	Stagnating	63	88	83
Goal 7	Affordable and Clean energy	22	39	14	72	3	96	On track	51	70	92
<b>Goal 8</b>	<b>Decent work and Economic Growth</b>	29	33	28	27	19	<b>36</b>	Slowly improving but poor	65	64	61


## Manipur- SDG Score and Rank 2018 , 2019 and 2020

<u>Goal No</u>	<u>Indicator</u>	Manipur						Trend	All India		
		2018		2019		2020			2018	2019	2020
		Rank	Score	Rank	Score	Rank	Score		Score		
Goal 9	Industry, innovation and Infrastructure	1	72	20	43	19	35	Low and decreasing	44	65	55
Goal 10	Reduce inequalities	4	98	2	81	9	70	Decreasing	71	64	67
Goal 11	Sustainable cities and Communities	25	31	2	28	15	65	Moderately improving	39	53	79
Goal 12	Sustainable Consumption and Production		NA	3	85	3	89	On track	NA	55	74
Goal 13	Climate Action		NA	21	37	11	57	Moderately improving	NA	60	54
Goal 15	Life on Land	1	100	1	100	17	60	Decreasing	90	66	66
Goal 16	Peace Justice And Strong Institutions	17	70	18	70	12	69	Slightly decreased	71	72	74
Composite rank and Score		12th	59	13th	60	16th	64	Decreasing	57	60	66


# North Eastern Region SDG – Manipur

- In the NER Region SDG 2021 brought out by NITI Aayog , district ranking of 103 districts on SDG performance was carried out.
  - In respect of Manipur, 9 districts were included, since segregated data for newly created 7 districts was not available.
  - Manipur score was between 62.67 and 71.73– front runner for all districts and performer –Tamenglong District.
- 


- Planning Department is the nodal department for implementation of SDGs in the state.
  - Three Committees have been constituted at state and district level for implementation of SDGs:
    1. State Level Committee on SDGs
    2. Inter-Departmental Working Group
    3. District level Working Group
- 

- ▶ State level committee is chaired by the chief secretary with all the administrative secretaries as member.
  - ▶ The committee will monitor targets and goals and achievements bi-annually.
  
  - ▶ Inter-departmental working group is chaired by Principal Secretary (Planning) and all the administrative secretaries as member.
  - ▶ Function of the working group is to carry out state mapping and re-align targets of the various CSS in the line with goals and targets of SDGs and to develop a suitable state indicator in the line of national indicator.
  
  - ▶ District level working group is chaired by Deputy Commissioner (DC) of the each district with all the district level officers (DLOs) as a member.
  - ▶ Function of this working group is to set or re-align targets and monitor achievements of the targets and Goals set under SDGs at the field level.
- 



- ▶ Beside these, State Govt. is proposing to set up a district SDG Cell/Unit in the district on pilot basis with the following composition:
  - ▶ Deputy Commissioner (DC)
  - ▶ DPO/ SRO/ RO of the Planning Dept.
  - ▶ District Level Officer of the Line Dept.
  - ▶ District Statistics Officer
  - ▶ CEO/ BDO of the Panchayat, ULBs and ADC (for Hill districts)
- 

- ▶ GPs were advised to adopt any one or more of the nine themes of LSDGs in the meeting of the Gram Sabha organized on the occasion of National Panchayati Raj Day, 24<sup>th</sup> April 2022 and also in the subsequent years.
- ▶ Eventually, all GPs will need to adopt and realize all the nine themes of LSDGs so as to attain SDG targets of the country by year 2030.
- ▶ The government of Manipur as per the directions of MoPR, is issuing the instructions to help the gram panchayats localize the SDGs by adapting the nine themes to their Gram Panchayat Development Plans (GPDP).
- ▶ By linking Panchayat plans to all nine themes of LSDGs, Country can achieve SDG targets at the grassroot level.

- In plan preparation, each PRI has to start with a situation analysis on the existing available data in the GP such as MA, SECC, ICDS, SHG plans, and data of agriculture, animal husbandry, social welfare, education etc. from the block offices/District Offices.
  - GPs can also use the SHG demand plans to understand the needs of women.
  - The output of this experience should be a status report showing the overall development status of the GP.
  - The report will also indicate the status of the SDG themes in the GP.
- 

# Preparedness/Action Taken on Localization of SDGs

	ACTION	STATUS / TIMELINE
	<b>INSTITUTIONAL MECHANISM</b>	
a.	Formation of State Steering Committee (SSC)	Constituted SSC as on 20 <sup>th</sup> Aug, 2016 chaired by CS, Member Secy- by Director, Planning Dept, Secy/Com/Pr Secy/ACS of 25 ADs as members. The committee meet twice in a year.
b.	Identification of Nodal Officers of LDs at State/District/Block level	State- Done District- Done Block- Not yet, to be done within CFY
c.	Advisories by LDs to District / Blocks / GP level functionaries for effective participation in Gram Sabha for preparation of GPDP.	Instructions/Advisories issued to all LDs and Districts
d.	Constitution of Inter-Department Coordination Committee at District / Block / GP levels.	Constituted the committee at District level and chaired by DC/DM.  Block/GP Level- Not yet, to be done within CFY

# Preparedness/Action Taken on Localization of SDGs

SL	ACTION	STATUS / TIMELINE
<b>MONITORING MECHANISM AND DASHBOARD</b>		
a.	Capturing data for various local-indicators on Monthly/Quarterly basis.	Constitution of monitoring committee and capturing of data are still in the process.
b.	Integration of monitoring parameters of different schemes into SDG-Dashboard.	Being developed at the State level.
<b>INCENTIVIZATION/ ENCOURAGEMENT</b>		
a.	Approaches on different mechanisms of incentivization of Panchayats for excellence in localization of SDGs through attainment of different themes.	Constitution of committees (1 <sup>st</sup> step);  Evaluation of performance based on physical achievements in prescribed indicators;  (In addition) Innovation in practices.

Theme	Targets	Action Points	Activities	Indicators
Theme 1 Poverty-free villages with enhanced livelihoods	To ensure comprehensive coverage of all eligible beneficiaries under livelihood and social protection schemes  Timeline – By 31 <sup>st</sup> Dec, 2022 (Tentative)	Strengthening the Standing Committees (Amenities, Production, Social Justice) at the GP	Preparation of training modules Block/ Cluster level training for the Standing Committees by SIRD in consultation with NIRD PR (3*5*161GPs in the valley)	<ul style="list-style-type: none"> <li>▪ Number of training programmes</li> <li>▪ Number of standing committee members attending the programme</li> <li>▪ Number of modules prepared and used</li> <li>▪ Number of meetings of the Standing Committees</li> <li>▪ Number of grievances addressed by the committee</li> <li>▪ Number of citizen committee meetings</li> <li>▪ Frequency and intervals of meetings</li> </ul>
		Strengthening citizen committees at the Panchayat level including School Management Committees, Anganwadi Level Monitoring Committees, Water and Sanitation Committees	Conducting meetings with concerned departments for strengthening – Health, Education, Social Welfare, PHED	
			Form/ activate train citizen committees at the Panchayat level including School Management Committees, Anganwadi Level Monitoring Committees, Water and Sanitation Committees	

Theme	Targets	Action Points	Activities	Indicators
		Enrolment of all eligible families in PDS	<p>Ward wise collection of data related to families not enrolled in PDS</p> <p>Getting filled up applications forms from eligible families not enrolled in PDS</p> <p>Discussions with Consumer Affairs and Public Distribution (CAF&amp;PD) Department</p> <p>Issuing of PDS cards to the eligible families</p>	<ul style="list-style-type: none"> <li>▪ Percentage of families with BPL ration cards</li> <li>▪ Percentage of families with AAY ration cards</li> <li>▪ Number of ration cards newly issued under the two categories</li> </ul>
		Covering all eligible families in social security pensions	<p>Identification of the eligible persons not covered by NSAP (Old age pension, Widow pension, Disability pension, Family benefit scheme, Annapoorna scheme) through SHGs and by ward members</p> <p>Identification of the eligible persons not covered by the State old age pension scheme by SHGs and ward members</p> <p>Approval of the lists in Gram Sabha</p> <p>Submission of reports to the concerned department</p> <p>Follow up for enrollment</p>	<ul style="list-style-type: none"> <li>▪ Percentage of eligible persons covered under NSAP</li> <li>▪ Percentage of eligible persons not covered under either NSAP or the state scheme.</li> </ul>

Theme	Targets	Action Points	Activities	Indicators
		Issuing job cards to all uncovered families and ensuring their work participation	Identification of families without job cards by SHGs and ward members	<ul style="list-style-type: none"> <li>▪ Percentage of families enrolled in PDS</li> <li>▪ Percentage of persons enrolled under different social security schemes</li> <li>▪ Number of job cards distributed</li> </ul>
			Meetings with the families by SHG members and ward members and preparation of application forms	
			Linking with MGNREGS for issuing job cards	
			Follow up for ensuring work demand and participation	



	To enhance livelihoods of all vulnerable families through economic development and employment generation	Economic development and employment generation through individual and collective enterprises	Identification of beneficiaries through Gram Sabha	<ul style="list-style-type: none"> <li>▪ Number of beneficiaries identified</li> <li>▪ Number of convergence schemes worked out</li> <li>▪ Percentage of BPL families that have started enterprises</li> <li>▪ Percentage reduction in the number of BPL families</li> <li>▪ Number of youth given skill training</li> </ul>	
			Discussions with line departments for identification of central and state schemes by Gram Panchayats		
			Preparation of sustainable livelihoods projects in consultation with experts		
			Promotion of cultivation – pine apple, banana, king chillies, medicinal plants		
			Promotion of animal and bird rearing among poor families		
			Promotion of very small businesses in dairy and meat trade		
			Support to handloom units		
			Organise skill training programme for eligible youth leading towards remunerative employment		

**THANK YOU**