

# **DEVOLUTION REPORT**

## **2015-16**

**Where Local Democracy and  
Devolution in India is heading towards?**

Ministry of Panchayati Raj,  
Government of India

Tata Institute of  
Social Sciences, Mumbai



## **Project Team**

Project Head and Lead Author  
Dr. P V Unnikrishnan

**Chief Adviser**  
Prof. G. Palanithurai

### **Core team:**

Ms Aparajita Bakshi, Sri Geetanjoy Sahu, Ms Mahuya Bandyopadhyay, Sri Manish Jha,  
Ms. Navaneetha Deori, Prof Pushendra Kumar Singh, Ms Sandhya Iyer and  
Prof (Ms.) Seeta Prabhu

**Research Support team:**  
Sri.Pravin Pandirao Ghunnar and Ms Garima Pundir



## Acknowledgement

Ministry of Panchayati Raj (MoPR) had entrusted the responsibility of developing the report on Devolution Index with Tata Institute of Social Sciences for the year 2015-16 in continuation of the last year's assignment. The report "Where Local Democracy and Devolution in India is heading towards?" is the outcome of the assessment of operational core of decentralisation and support system for devolution conducted by TISS over the last eight months in 53 districts of 26 States and six Union Territories. The report would not have been a reality without the work, support, ideas, encouragement and generous contributions of many individuals and organisations.

I have to start with by making a special mention of the academic interest, persuasiveness and care shown by Sri SM Vijayanand, Secretary, MoPR during the course of the entire programme. The systematic follow up by Ms. Rashmi Shukla Sharma, Additional Secretary, MoPR maintained the pressure to keep the project moving. The support extended by her and her colleagues in MoPR was extremely helpful in handling co-ordination issues in various States.

The extensive data collection in an extremely short time frame at the state, district, block and gram panchayat was possible only because of the selfless work of network built at multiple levels. The nodal officers from the Panchayati Raj department at state and district level and the Technical Officers took time out of their regular work schedule and made additional effort to ensure the delivery of data from different sources. The field investigators worked relentlessly over the span of 21 days of field study. The state co-ordinators in each state gave timely guidance and support to the field investigators. I am appreciative and thankful for the hard work put by all of them.

I wish to acknowledge the cooperation extended by my colleagues at the TISS, Hyderabad and TISS, Guwahati during the trainings and meetings. The support of Prof Jayalakshmi, National Institute of Rural Development was extremely helpful for the training of the State functionaries and also in organising the Delphi consultations. The support of Deepak Koushik, Indian Institute of Corporate Affairs and Prof Yatendra Singh Sisoda, Madhya Pradesh Institute of Social Science Research, Ujjain and the TISS team at Guwahati were much useful in handling the training sessions with extended hours. A special thanks to Sri N Jagajeevan and the programme management team of the National Resource Organisation (NRO) Secretariat under National Rural Livelihood Mission for the help they offered in evaluating GPDP guidelines of various States.

The report benefited greatly from the advice and guidance provided by my fellow faculty members. The faculty team included Ms Aparajita Bakshi, Sri Geetanjoy Sahu, Sri Manish Jha, Ms Mahuya Bandyopadhyay, Ms. Navaneetha Deori, Prof Pushpendra Kumar Singh, Ms Sandhya Iyer and Prof (Ms.) Seeta Prabhu. I am deeply indebted to Prof. Palanithurai for his expert guidance and constant motivation right from the inception of the project.

I am grateful to the experts whom I had consulted for inputs during the course of study. The comments and suggestions from the eminent members of the Delphi Panel helped in finalising the outputs from the Delphi study. The National Expert Group consisting of Sri Meenakshi Sundaram, Ms. Nirmala Buch, Dr Omprakash Mathur, Sri MN Roy, Prof PP Balan, Sri TR Raghunandan, Sri Joy Elamon, Ms Rashmi Shukla and Sri SM Vijayanand have

interacted extensively and given substantive inputs in developing the improved Index and the Incremental Index.

The freelance development team need a special mention for developing the tools, maintaining it and for generation of the outputs. The support extended by Sri Dilsha S, Government College of Engineering, Trivandrum came in handy at several crisis situations in technology development and application efforts. My fellow team members Sri.Pravin Pandirao Ghunnar and Ms Garima Pundir had put in substantive efforts for the timely closure of the study. The co-ordination with state departments and field teams was extremely tedious and time consuming in the initial days. This was immediately preceded by the activities for addressing data gaps and simultaneously efforts in data analysis. The delicate balancing of the striving for completeness of data and quality of data on the one hand while meeting the tough deadlines on the other could not have been done without the perseverance of my team which had borne the pressures and tensions patiently during the extended hours of work for several weeks. Also for the completion of any study at TISS there is a significant role played by the support staff of the Institute from maintenance, accounts, purchase, computer cell and guest house. This study would not have been a success without all of them playing their part in it.

Finally, heartfelt gratitude is due to Prof. S. Parsuraman, Director, TISS for his insightful comments, suggestions and encouragement.

Dr. P. V. Unnikrishnan  
Honorary Consultant and Project Lead

# Preface





# Content

List of Abbreviations

List of Tables

List of Figures and Charts

List of Annexes

**Executive Summary**

## **Chapter 1 Introduction**

- 1.1 Background
- 1.2 The Devolution Index - A history
- 1.3 Objectives
- 1.4 The Methodology of the study

## **Chapter 2 Ranking of States in Devolution**

- 2.1 Introduction
  - 2.1.1 Data sources
  - 2.1.2 Limitations of data
- 2.2 Dimensions and Components
  - 2.2.1 The Cumulative Devolution Index
    - 2.2.1.1 Improved Index
    - 2.2.1.2 Normal Index
- 2.3 Construction of Indices
  - 2.3.1 Disaggregation of indicators across the three tiers - an integrated model
  - 2.3.2 Indicators
  - 2.3.3 Measurement of indicators - use of numbers and ratios
  - 2.3.4 Normalisation of indicators
  - 2.3.5 Aggregation
- 2.4 Aggregate Ranking of States in Devolution of powers and responsibilities to panchayats
  - 2.4.1 Improved Index
  - 2.4.2 Index of Devolution in Policy
  - 2.4.3 Index of Devolution in Practice
- 2.5 Comparison of rankings across tiers
  - 2.5.1 Improved index
  - 2.5.2 Index of Devolution in Policy
  - 2.5.3 Index of Devolution in Practice
  - 2.5.4 Index of Devolution in Policy adjusted against Practice
  - 2.5.5 Improved Index adjusted against Practice
- 2.6 Incremental Index
  - 2.6.1 Components/ Dimensions of the incremental index

- 2.6.2 Construction of the Index
- 2.6.3 Ranking of states based on the incremental index for 2012-15

### **Chapter 3 Other Important Findings**

- 3.1 Operational Core of Decentralisation
  - 3.1.1 Transfer of functions
  - 3.1.2 Transfer of functionaries
  - 3.1.3 Devolution of finances
  - 3.1.4 Autonomy
- 3.2 Support systems for devolution
  - 3.2.1 Capacity Building
  - 3.2.2 Operationalising Constitutional Mechanisms
    - 3.2.2.1 State Finance Commission
    - 3.2.2.2 District Planning Committee
  - 3.2.3 Systems for governance, accountability and transparency
- 3.3 Data Sources and Limitations
  - 3.3.1 Infrastructure and amenities in Panchayats
  - 3.3.2 Systems of Governance
  - 3.3.3 Systems for Accountability
- 3.4 Field Level enquiries into the working of the Panchayat Raj system
- 3.5 An overview of Panchayats in Fifth Scheduled Areas
  - 3.5.1 Definition of Village
  - 3.5.2 Mandatory Power of Gramsabha
  - 3.5.3 Role of Gramsabha in Centrally Sponsored Schemes
  - 3.5.4 Discretionary powers of Gramsabha or panchayat at appropriate level
  - 3.5.5 Reservations
  - 3.5.6 Powers of Gramsabha and Panchayats at the appropriate level
- 3.6 An overview of systems of local democracy in the North-East
  - 3.6.1 Parallel Administration and Allocation of Funds
  - 3.6.2 Demand for Sixth Schedule amendments
  - 3.6.3 Reservation for Women in Mizoram
  - 3.6.4 ADCs vs. PRIs
  - 3.6.5 Land Alienation
  - 3.6.6 Ethnic Violence and demand for greater autonomy in ADCs
  - 3.6.7 Transforming ADCs to address people's aspirations
- 3.7 Closing Remarks

## List of Abbreviations

ADC	Autonomous District Council
BP	Block Panchayat
CSS	Centrally Sponsored Schemes
CSC	Common Service Centres
CAA	Constitutional Amendment Act
DI	Devolution Index
DBT	Direct Beneficiary Transfer
DP	District Panchayat
DPC	District Panning Committee
ER	Elected Representative
FI	Field Investigator
3Fs	Functions, Functionaries and Finances
GP	Gram Panchayat
GPDP	Gram Panchayat Development Plan
GS	Gram Sabha
IIPA	Indian Institute of Public Administration
ICT	Information Communication Technology
IGT	Infrastructure, Governance and Transparency
MoPR	Ministry of Panchayat Raj
NCAER	National Council of Applied Economic Research
NFC	National Finance Commission
NIC	National Informatics Centre
NOFN	National Optical Fibre Network
NREGA	National Rural Employment Guarantee Act
NREGS	National Rural Employment Guarantee Scheme
NRHM	National Rural Health Mission
NRLM	National Rural Livelihood Mission
NBA	Nirmal Bharat Abhiyan
NEC	North Eastern Council
NEFA	North-Eastern Frontier Agency
OBC	Other Backward Castes
PESA	Panchayat Extension to Scheduled Areas

PRI	Panchayat Raj Institution
PRIs	Panchayat Raj Institutions
RKVY	Rashtriya Krishi Vikas Yojana
RO	Research Officer
SSA	Sarva Siksha Abhiyan
SC	Scheduled Castes
ST	Scheduled Tribes
SMS	Short Message Service
SEC	State Election Commission
SFC	State Finance Commission
SSS	State Sponsored Schemes
SBM	Swach Bharat Mission
TISS	Tata Institute of Social Sciences
TTTAADC	The Tripura Tribal Area Autonomous District Council
TSC	Total Sanitation Campaign

## List of Tables

Table 1.1	Particulars of sample PRIs
Table 1.2	Deviations in Sampling
Table 1.3 (a)	Improvements in the State schedule 2016
Table 1.3 (b)	Improvements in the field schedule 2016
Table 1.4	Scope of the Master Code lists prepared along with State and PRI Tools
Table 1.5	Scope of the State level and PRI level Schedules
Table 1.6	Partner Institutions and State Co-ordinators
Table 1.7	Group Communication efforts other than SMS and email attempted
Table 1.8	Details of Clarifications sought from States
Table 1.9	Particulars of Data Gaps
Table 2.1	Delphi Consultations for Conceptual model of Devolution Index
Table 2.2	Indicators in the improved index of devolution
Table 2.3	Indicators in the index of devolution in policy
Table 2.4	Indicators in the index of devolution in practice
Table 2.5	Ranking of States in the dimension and aggregate indices of Improved Index of Devolution in Policy
Table 2.6	Rank Correlation Co-efficient covering the dimension
Table 2.7	Ranking of States in the component and aggregate indices of Devolution in Policy
Table 2.8	Rank Correlation Co-efficient components and Aggregate Indices
Table 2.9	Ranking of States in the component and aggregate indices of Devolution in Practice
Table 2.10	Ranking of States in the tier wise Improved Index
Table 2.11	Ranking of States in the tier wise Policy Index
Table 2.12	Ranking of States in the tier wise Practice Index
Table 2.13	Ranking of States in the Aggregate Index of Policy adjusted against Practice
Table 2.14	Ranking of States in the Improved Index adjusted against Practice
Table 2.15	Dimensions/Components and Indicators for Incremental Index from the state schedule
Table 2.16	Final ranking of short listed states on incremental index
Table 3.1	Progress in transfer of functions in the Primary Sector by State across type of interventions
Table 3.2	Progress in transfer of functions in the Secondary sector by State across type of interventions

Table 3.3	Progress in transfer of functions in the Tertiary sector by State across type of interventions
Table 3.4 a	Distribution of functions in the Primary sector by States across functions
Table 3.4 b	Distribution of functions in the Secondary sector by States across functions
Table 3.4 c	Distributions of functions in the Tertiary sector by States across functions
Table 3.5 a	Sanctioned own functionaries and functionaries in local institutions Per thousand Population
Table 3.5 b	Proportion of Professional and Technical functionaries out of Total
Table 3.6	Proportion of availability of functionaries by state across tier of panchayat
Table 3.7	Expenditure and revenue assignment - relative shares of central, state and local governments
Table 3.8	Empowerment and Collection of own revenue in DP
Table 3.9	Empowerment and Collection of own revenue in BP
Table 3.10	Empowerment and Collection of own revenue in GP
Table 3.11	Distribution of per capita own tax collection in Rupees by state across tier of panchayat
Table 3.12	Distribution of per capita non-tax collection in Rupees by state across tier of panchayat
Table 3.13	Constitution and submission of SFC reports in various states
Table 3.14	SFC Recommendations for share in State Resources from divisible pool
Table 3.15	Per capita allocation of untied funds (plan and non-plan) by the State Finance Commission by state across tier of panchayat
Table 3.16	Criteria Adopted by National Finance Commissions for Distribution of Grants to States for Panchayats
Table 3.17	Quantum of flows to Local Governments by the National Finance Commissions
Table 3.18	Per capita allocation of untied funds (both plan and non-plan) by the Central Finance Commission by state across tier of panchayat
Table 3.19	Per capita tied funds in rupees by state across tier of panchayat
Table 3.20	Average Distribution of Institutions under full or partial control of local government institutions
Table 3.21	List of institutions
Table 3.22 a	Proportion of the decision making activities out of the total possible set of activities in SSS by tier of Panchayat
Table 3.22 b	Proportion of the decision making activities out of the total possible set of activities in CSS by tier of Panchayat
Table 3.23	Distribution of dimensions of functionaries by state from field study
Table 3.24	Per panchayat days of Elected Representative Training, 2015 by state across tier of panchayat
Table 3.25	Proportion of SFCs constituted out of the maximum possible
Table 3.26	Proportion of acceptance of SFC recommendations with financial implications by state
Table 3.27	Status of District Planning Committee (DPC) Functionality, by federal unit

Table 3.28	Proportion of districts with integrated district plans in 2015 by federal unit
Table 3.29	Aspects of Infrastructure, Governance and Accountability covered in the study
Table 3.30	Proportion of Panchayats with buildings by tier of Panchayat
Table 3.31	Proportion of Panchayats with computers by tier of Panchayat
Table 3.32	Proportion of Panchayats with telephones by tier of Panchayat
Table 3.33	Proportion of Panchayats with internet by tier of Panchayat
Table 3.34	Particulars of services offered through panchayats in various states by tier of Panchayat
Table 3.35	Proportion of services offered by state across tiers out of the maximum possible services
Table 3.36	Aspects of e-panchayat services covered
Table 3.37	Coverage of Accounting Applications in the primary survey
Table 3.38	Coverage of Common Service Centres
Table 3.39	Coverage of electronics services
Table 3.40	Coverage of Payment Gateway services
Table 3.41	Computer literacy - Functionaries and Elected Representatives
Table 3.42	Proportion of Panchayats with regular meetings of panchayat committee by tier of Panchayat
Table 3.43	Proportion of Panchayats with meetings of Subcommittees and Standing committees by tier of Panchayat
Table 3.44	Proportion of Panchayats with systems for recording minutes of Gramasabha Meetings
Table 3.45	Proportion of Panchayats with systems for recording beneficiary particulars by tier of Panchayat
Table 3.46	Proportion of Panchayats with systems for recording assets by tier of Panchayat
Table 3.47	Proportion of Panchayats with systems for recording minutes of Panchayat Committee by tier of Panchayat
Table 3.48	Proportion of Panchayats with systems for grievance handling by tier of Panchayat
Table 3.49	Proportion of Panchayats with systems for citizen charter by tier of Panchayat
Table 3.50	Proportion of Systems for Governance by States across tier of Panchayats from the field study
Table 3.51	Proportion of Panchayats with accounts in public domain by tier of Panchayat
Table 3.52	Proportion of panchayats audited by federal unit in 2015, across tier of Panchayat
Table 3.53	Proportion of panchayats where social audit was done in 2015
Table 3.54	Social context of locations covered in the qualitative study
Table 3.55	Rural Tribal Population in Fifth Scheduled States
Table 3.56	Select indicators of the Status of Tribal Population

Table 3.57	Objectives of the PESA Act
Table 3.58	Salient Provisions of the PESA Act 1996
Table 3.59	Expert Groups and Committees
Table 3.60	State-wise status of devolution of mandatory powers to Gram Sabha
Table 3.61	Role of Gramsabha in implementation of CSS programmes
Table 3.62	State-wise consulting bodies for Resource Planning and Management
Table 3.63	Powers to Gramsabha and Panchayat at appropriate level
Table 3.64	Functions across different tiers of panchayat

## List of Figures and Charts

Figure 1.1	Methodology for Devolution Data
Figure 1.2	Weekly Hit Rates in Application
Figure 2.1	Conceptual Model for Improved Index - Thematic Integration
Figure 2.2	Conceptual Model for Improved Index - Tier wise Integration
Figure 2.3	Pictorially depiction of Construction of the Normal Index
Figure 2.4	Comparison of ranking of States according to DPo index and DPr index
Figure 2.5 (a) to (e)	Variation in Ranks of States across improved index and adjusted index
Figure 3.1	Break-up of PRI Funds
Figure 3.2	Constitutional Framework for Inter-Governmental Fiscal Transfers

## List of Annexes

Annexe 1	Methodology of selection of sample districts
Annexe 2	Final Schedules for data collection
Annexe 3	State Co-ordinators and Individual field investigators
Annexe 4	Members of the national panel
Annexe 5	Tools used for the various rounds of the Delphi study
Annexe 6	Working sheets on Improved Index
Annexe 7	Working sheets on Devolution Index on Policy
Annexe 8	Working sheets on Devolution Index on Practice
Annexe 9	Extract of Presentations from States and Union Territories
Annexe 10	Democratisation in the Panchayati Raj System: A Qualitative Edge to the Devolution Index
Annexe 11	Papers presented in the Consultative Meet on Local Democracy in North-East India



# Executive Summary

## The Context

World over communities are increasingly looking at innovative solutions around democratic decentralisation, participative local governance and citizen centred service delivery to solve their complex problems and achieve equitable and sustainable development. It is widely agreed that a new wave of decentralisation has emerged in the nineties globally, characterised by (i) local democracy with focus on devolution of powers and resources to elected local bodies enjoying relative autonomy (ii) local governance based on participation of the marginalised and down-trodden, transparency and downward accountability (iii) local economic development focusing on pro-poor decentralised delivery of basic social services (iv) administrative reforms for efficient and cost effective civil services to support decentralisation .

India embraced this new wave of decentralisation imbibing all its intrinsic characteristics with the 73rd Constitutional Amendment Act (CAA), which introduced a Part IX in the Constitution making state legislatures responsible for devolving power and authority to Panchayat Raj Institutions (PRIs). An important feature of outlining this devolution of powers between the state legislature and panchayats in the Indian Constitution is the discretionary nature of the devolution, which left the aspect of implementation of the cardinal provisions of the CAA to a large extent dependent on the intention and strength of the state enactments.

The Ministry on Panchayati Raj had been from 2006 onwards undertaking through independent institutions, the preparation of a Devolution Index (DI), which ranks States on the enabling environment that have been created in the States under the framework of the Constitution. For three years i.e. 2006-2007, 2007-2008 and 2008- 2009, the National Council of Applied Economic Research (NCAER) developed the Devolution Index (DI). For the next four years i.e., 2009-10, 2010-11, 2011-12, and 2012-13, the Indian Institute of Public Administration (IIPA) was entrusted to carry out the assessment. Initially, the index used the 3Fs framework i.e. functions, finances, and functionaries.

The MoPR entrusted the preparation of DI for 2014-15 to the Tata Institute of Social Sciences (TISS) with a specific request to look for illustrative evidence based ranking of the status of devolution in the country focussing on the ground situation in a few panchayats in each tier across various States to figure out what is the extent of powers they actually exercise. The Devolution study 2015-16 is a continuation of the study in 2014-15.

To achieve these goals, the following objectives have been set for the study:

- a. Assess the actual progress in implementing the operative core of decentralisation covering the transfer of functions, institutions, functionaries, and finances to PRIs in the subjects listed in the 11<sup>th</sup> Schedule.
- b. Examine the role of the Panchayat along with its various statutory committees, as an institution at the local level and the role of the Panchayat in managing institutions at the local level

- c. Analyse the process of budgeting in various local governments and to analyse whether this evolves into a process of planning at the local level
- d. Record the status of functioning of the State Election Commissions, State Finance Commissions and mechanisms in place for District Planning.
- e. Look into the mechanisms in place in the States and Union Territories for improving the basic services provided by local governments in the light of substantive funds being made available to the local governments under the Fourteenth Finance Commission Award.
- f. Look into the segregation of functions across various tiers of Panchayati-raj in select sectors like education, health, employment generation (specifically National Rural Employment Guarantee Scheme -NREGS) and the mechanisms of inter-tier co-ordination.
- g. Look into segregation of functions across various agencies in select sectors like drinking water, sanitation and assess the mechanisms for convergence.
- h. Assess the initiatives in various States for own fund mobilisation, capacity building of panchayat level functionaries, strengthening mechanisms for transparency and improving accountability.
- i. To arrive at a definition of governance at the local level and based on this to evaluate the adequacy of governance mechanisms at the local level
- j. To assess the Information Communication Technology (ICT) preparedness of local governments and arrive at a comparative status of ICT use at the local level in various states
- k. Arrive at an indicative ranking on the status of devolution based on the above parameters through field studies and through appraisal of state level data sets.

### **The Study**

Twenty-six states and six union territories participated in the study. MoPR proposed that one District Panchayat (DP), one Block Panchayat (BP) and one Gram Panchayat (GP) in Districts falling within Part IX areas and two GPs each from the Fifth Schedule area be included in the sample. Therefore for the field study, it was decided to cover ten PESA districts including one PESA districts in each of the States having schedule V areas and forty three Non PESA districts, ensuring that at least one non-PESA district is covered in all the States. The number of sample districts in each of the States was decided pro-rata to the total number of districts in the State .The sample was drawn from the Census 2011 data for proportion of Scheduled Castes and Scheduled Tribes (SC&ST) population and the share of Agricultural Workers in the total rural work force. In selecting the District Panchayats (DPs), those falling in the median class were selected. The number of sample DPs was arrived at as fifty-one, sample BPs was arrived at as forty-six and number of sample Gram Panchayats was arrived at as sixty-three.

The overall methodology of the current study was a continuation of the previous studies on the devolution index. However, there are several unique aspects of the current study as indicated below.

1. The report during 2014-15 had a specific component for assessing the ground realities of devolution through a field study in addition to the deskwork based on schedules filled up by the state governments on the devolution status in the respective States. The approach is continued during the current year enhancing the number of sample panchayats
2. Further there were special modules developed for PESA areas in the Fifth Schedule.

3. The scope of the state level questionnaires was refined during 2014-15 further to focus on aspects of the 3Fs, Centrally Sponsored Schemes (CSS) schemes and systems for governance and accounting. Certain components relating to support systems for devolution dropped for the sake of trimming the study have been brought back and the relevant sections elaborated
4. Further, the original tool was also improved substantively during 2014-15 itself. First of all, an extensive code list was drawn out to make the survey responses more objective. Secondly, instead of assessing the various policy landmarks and implementation steps in devolution through Yes/No questions, quantification was attempted wherever possible. The policy landmarks and implementations steps were also elaborated to assess the extent of processes involved and to estimate the actual progress achieved. Thirdly, in capturing financial information some level of redundancy was also built in to facilitate cross validations. These approaches were further refined.
5. Along with the state level questionnaire in 2014-15, separate tools for collecting field data at the district level, block level, and gram panchayat level were also developed. The PRI tools also shared the features on quantification of policy outputs, implementation steps, detailing of processes, and redundancy in financial data for cross valuation as in the state schedule. The process of polishing the tools further continued during the current year.
6. So far the focus of the devolution study at the state level and hence its field verification had been on quantitative aspects. A qualitative component was incorporated into the field study in selected gram panchayats for the first time.
7. The methodology of construction of the index for 2014-15 was thoroughly revisited through a panel of national experts from various sectors of decentralisation covering academics, planners, bureaucrats, practitioners and experts from the civil society .The schema of indicators, component indices and aggregate index was assessed and a consensus arrived at.
8. The incremental devolution index was developed to highlight the short-term initiatives undertaken by various states during 2012-13, 2013-14 and 2014-15. The tools for 2014-15 was improved including indicators necessary for incremental index.
9. A report on various aspects of local democracy in North East also forms part of the report.

### **The Method**

The field study including the qualitative component was organised through a network of partner institutions and Community Based Organisations. The consultations, data collection and validation processes attempted in the study were much more elaborate compared to earlier studies. During the current year, two separate web based applications for state level data and field level data collection were developed. Apart from video conferencing sessions real time messaging using WhatsApp messenger, bulk text messaging and peer to peer messaging using Short Message Service (SMS) and interest group communication using the social media platform were tried out for facilitating interactions within the team on aspects of data availability, data gaps, data quality, ambiguities in concepts, data definitions etc. In spite of this, the general weaknesses in data systems on local governments at the State level and the non-standard nature of book keeping at the field level impacted the study seriously. Due to data gaps the ranking of PESA states had

to be dropped completely. Inconsistencies in financial information limited analysis on certain aspects of devolution of finances. Inadequate information on CSS implementation also posed challenges. Within these limitations of data, the indices are designed in a way that allows measurement of performance indicators at each tier of the panchayat.

The study seeks to develop composite indicative ranking of the States on devolution of powers and resources to local governments in various States and Union Territories. Two approaches have been tried out for this.

1. Comparing the cumulative status of transfer of power and resources in various states covering all their interventions in decentralisation of powers and resources and empowering of panchayat raj so far, starting from the date of the constitutional amendment
2. An incremental index focussing on short term initiatives in the respective states relating to devolution of power and resources, undertaken during the years 2012-13, 2013-14, 2014-15

The improved index of Policy and the Devolution Index of Practice have been used to create an Improved Index adjusted against practice for ranking of States and Union Territories for the award.

The cumulative index was constructed using two methods-

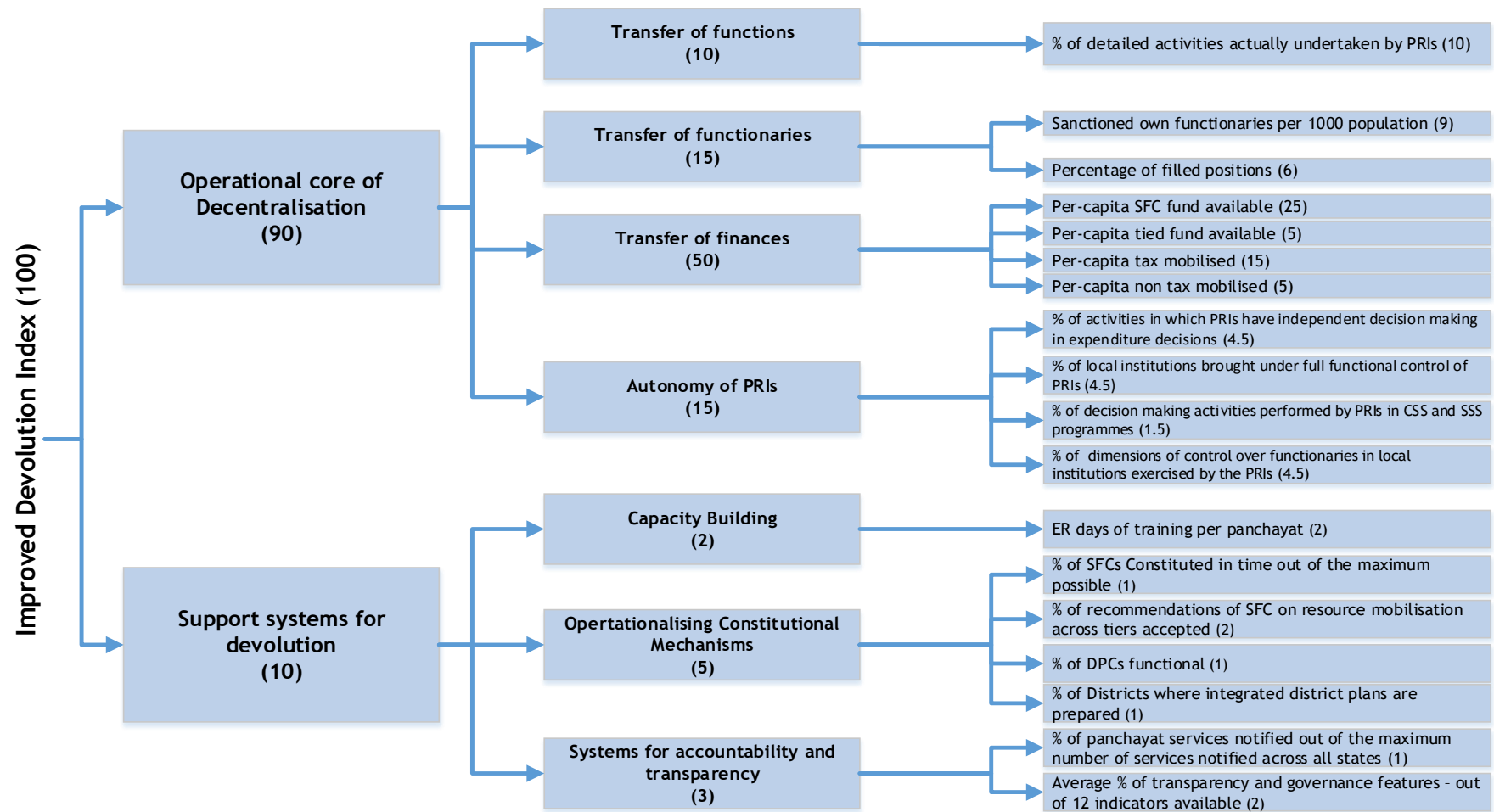
1. The improved method based on a conceptual model developed using the Delphi technique.
2. The normal method based on constructing a Devolution Index of policy, a Devolution Index of Practice and arriving at an index of Devolution of Policy adjusted against Practice.

The cumulative index using the improved method measured devolution based on two different aspects of functioning of PRIs-

- (i) The progress made on aspects relating to the operational core of decentralisation covering transfer of functions, transfer of functionaries, transfer of finances and the extent of autonomy enjoyed by PRIs.
- (ii) The achievements in developing support systems for devolution covering capacity building, operationalising constitutional mechanisms and nurturing systems for accountability and transparency.

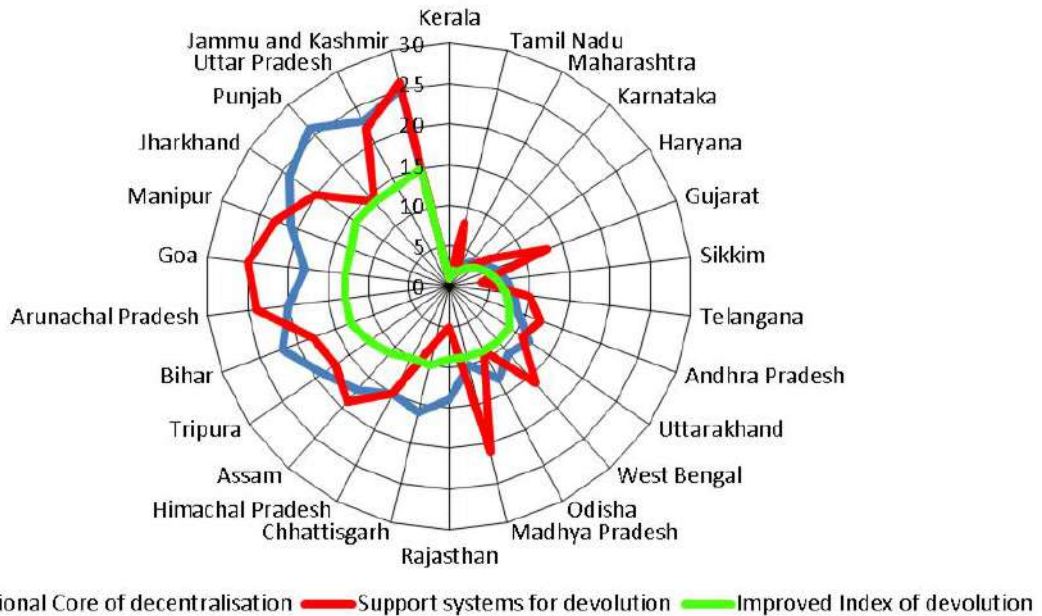
The cumulative index using the normal method seeks to provide indicative ranking of States on four different aspects of functioning of PRIs.

- First of all, the study attempts to measure and rank States according to their achievements in three core aspects of devolution viz.
- Devolution of functions,
- Transfer of functionaries
- Devolution of finances to PRIs
- The comparative achievement of States in establishing systems of Infrastructure, Governance and Transparency (IGT).
  - The conceptual model for devolution index developed through an interactive Delphi communication technique by a panel of national experts is provided pictorially below.



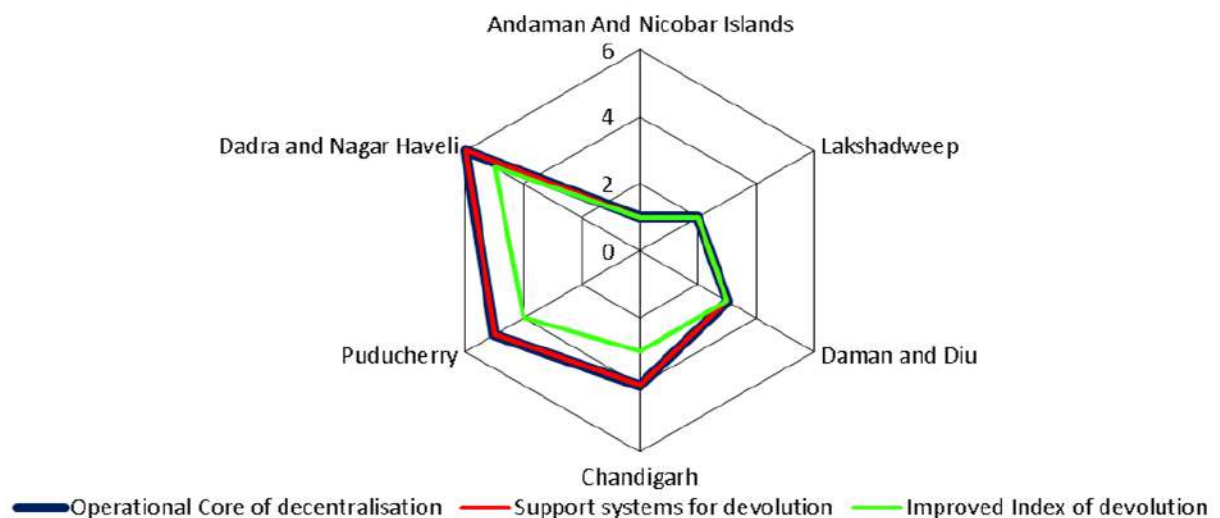
The ranking of States based on the improved index is provided on the chart below with the ranking of the components. Kerala, Tamilnadu, Maharashtra and Karnataka top the Aggregate Index. Jammu and Kashmir, Uttar Pradesh, Punjab and Jharkhand are the low performers.

**Improved Index of Devolution 2015- States**



In the operational core of decentralisation ranking also Kerala, Tamilnadu, Maharashtra and Karnataka are the toppers, whereas Punjab, Jammu and Kashmir and Jharkhand are among the low performers. In support system for devolution Kerala retains the top position with Maharashtra in the second position followed by Karnataka and with Haryana as the number four in the group. Here the low performers are Jammu and Kashmir, Goa and Arunachal Pradesh.

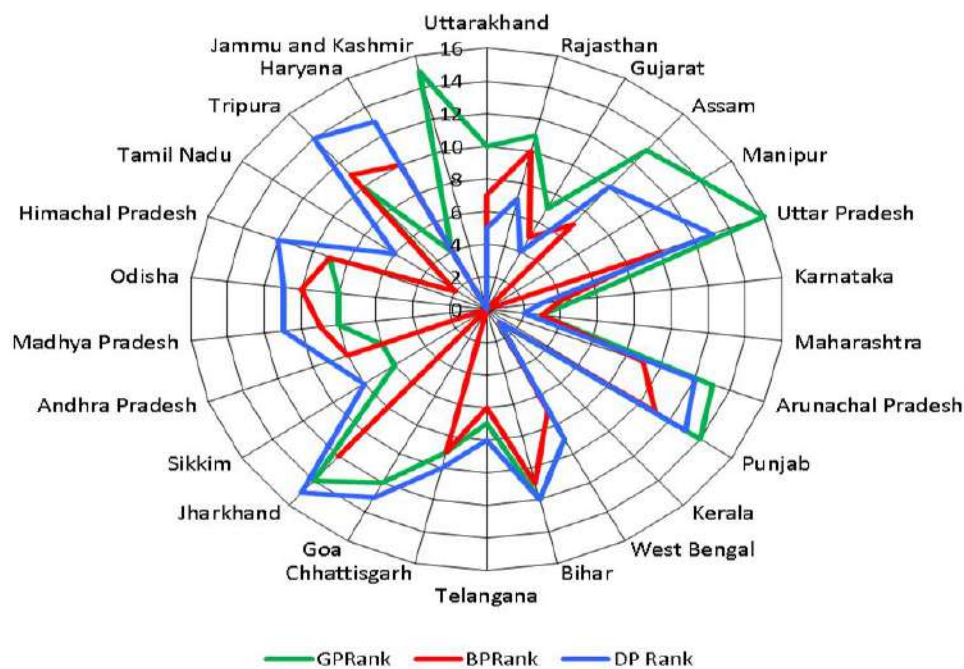
**Improved Index of Devolution 2015- Union Territories**



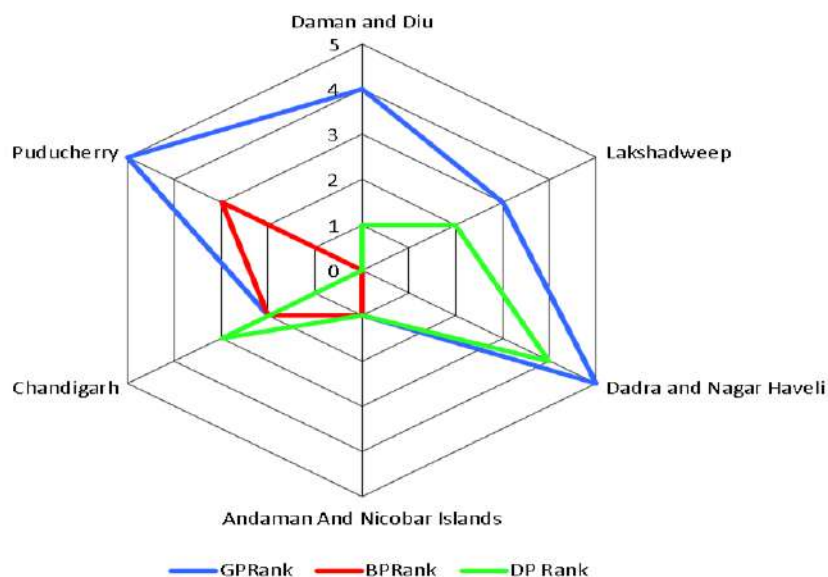
Among the Union Territories in the aggregate rank and in the dimensions, Andaman Nicobar is the topper followed by Lakshadweep. Dadra and Nagar Haveli and Puducherry are among low performers.

In tier wise ranking for States for GP, Kerala, Tamilnadu, Maharashtra and Haryana are the toppers and Jammu and Kashmir, Punjab and Jharkhand are the low performers. In DP, Kerala, Maharashtra, Karnataka and Gujarat are the toppers whereas Goa, Uttar Pradesh and Jharkhand are the low performers. At the BP level, Kerala, Tamilnadu, Maharashtra and Karnataka are toppers while Jharkhand, Tripura and Punjab constitutes the low performers.

**Tier wise Ranks -States 2015**



**Tierwise Ranks - Union Territories 2015**

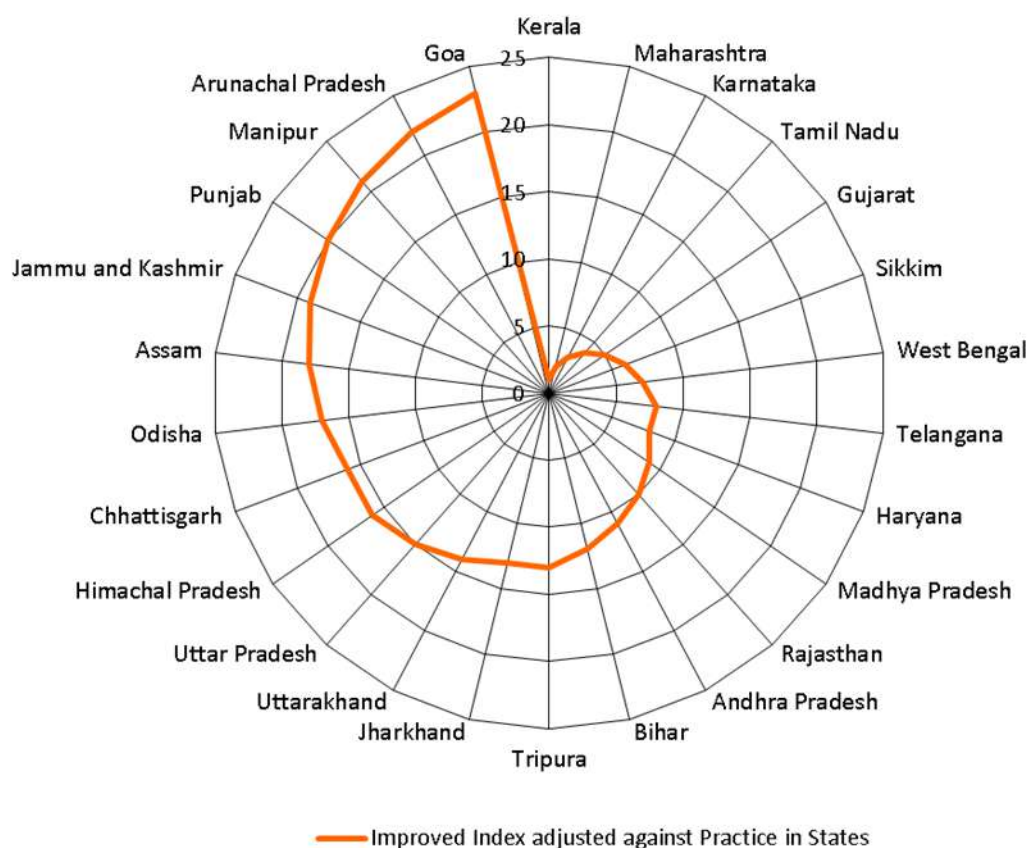


Among Union Territories in all the tiers Andaman and Nicobar Islands is the topper. Dadra and Nagar Haveli is the low performer in the GP level and DP level, whereas Puducherry is the low performer in the BP level. While in GP Puducherry is the second lowest performer, Chandigarh is the second lowest performer in DP.

The incremental index was finalised based on an initial shortlisting and a presentation by the shortlisted states. The indicators used for the index included quality of GDP guidelines, additional functions transferred during the period 2012-15, Increase in functionaries during the period, additional fiscal entitlement during the period and Innovations. Andhra Pradesh, Sikkim and Odisha were top performers in the Incremental Index followed by Jharkhand and Uttarakhand. Uttar Pradesh and Bihar were the low performers in this respect.

The improved index was adjusted against the index of practice for the sake of ranking and the details are provided below:

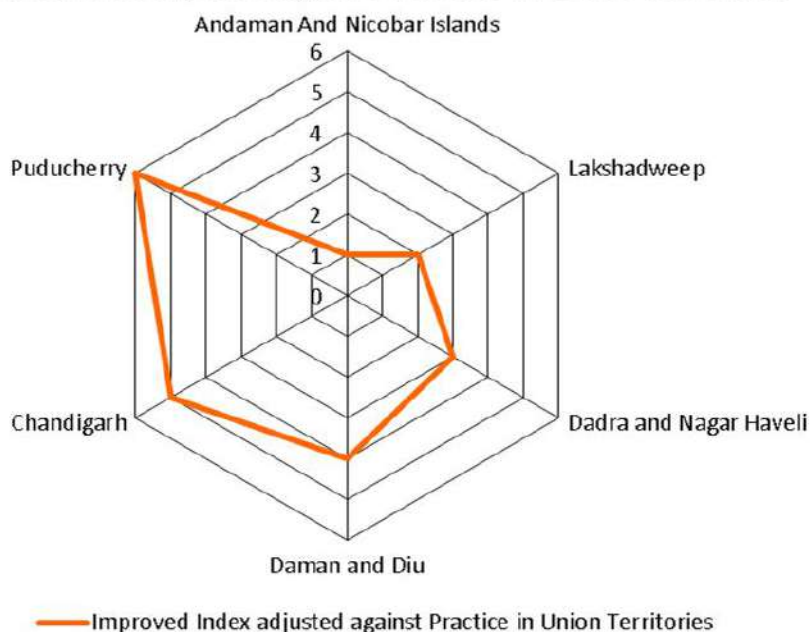
**Improved Index adjusted against Practice in States**



As could be seen Kerala, Maharashtra and Karnataka are the best performers while Goa, Andhra Pradesh and Manipur are the low performers. In Union Territories Andaman and Nicobar Islands top the list followed by Lakshadweep with Puducherry being the low performer.



### Improved Index adjusted against Practice in Union Territories



The PESA states have been ranked based on an assessment of the compliance of the provisions of the PESA Act in the State legislations. Madhya Pradesh and Gujarat are the toppers in this, followed by Maharashtra; while the low performers are Odisha and Rajasthan.



# Chapter 1

## Introduction

---

### 1.1 Background

World over communities are increasingly looking at innovative solutions around democratic decentralisation, participative local governance and citizen centred service delivery to solve their complex problems and achieve equitable and sustainable development. In the words of Mahatma Gandhi these themes constitute the sure bet for people to gain control over their own life and destiny and to lead themselves to swaraj. It is widely agreed that a new wave of decentralisation has emerged in the nineties globally, characterised by (i) local democracy with focus on devolution of powers and resources to elected local bodies enjoying relative autonomy (ii) local governance based on participation of the marginalised and downtrodden, transparency and downward accountability (iii) local economic development focusing on pro-poor decentralised delivery of basic social services (iv) administrative reforms for efficient and cost effective civil services to support decentralisation .

India embraced this new wave of decentralisation imbibing all its intrinsic characteristics with the 73rd Constitutional Amendment Act (CAA), which introduced a Part IX in the Constitution making state legislatures responsible for devolving power and authority to Panchayat Raj Institutions (PRIs). This was expected to enable them to carry out their responsibilities as mandated in the Schedule XI of the Constitution through effective implementation of plans for economic development and social justice. An important feature of outlining this devolution of powers between the state legislature and panchayats in the Indian Constitution is the discretionary nature of the devolution, which left the aspect of implementation of the cardinal provisions of the CAA to a large extent dependent on the intention and strength of the state enactments.

The previous year's report on the status of devolution of powers and resources in its review of the status of devolution across various states recorded that "Over the last twenty-one years, the country has been successful in the following achievements:

- i. Conformity acts have been enacted in all States
- ii. State Election Commissions (SECs) have been established and regular elections have been conducted under their supervision in all States
- iii. State Finance Commissions (SFCs) have been constituted in all States and their recommendations obtained.
- iv. Infrastructure and governance systems in panchayats throughout the country have reasonably improved.

However, the implementation of the operative core of the decentralisation, relating to the devolution of 3Fs - Functions, Functionaries and Finances, viz.,

- i. effective transfer functions to happen in accordance with principles' of subsidiarity
- ii. functionaries at the local government level should work under the control of the electoral leadership
- iii. the financial authorisation of local governments should be commensurate with their functional responsibilities

has fallen substantively short of the letter and spirit of the CAA in many a State.”

The report also points out that -“Planning for local economic development and social justice still remains a distant dream in several of the States. Parallel bodies' created under various programmes continue cutting down the domain of the panchayat, undermining the delivery of public services and goods through such programmes. This unhappy picture in the states and at the grass roots is thankfully not universal. In states where the process of devolution is effective, the more meaningful is panchayat raj and local level planning, the Gramsabhas are found to be vibrant and associations of panchayat members have stronger voices in matters of rural development and social welfare.”

In this overall milieu two major developments during the current year, which have impacted local governments throughout the country, need special mention. One was the decision of the Fourteenth Finance Commission to set apart 200.29220 crores of rupees to Panchayats for the period 2015-2020 **to be spent on local plans for addressing local developmental issues focusing on basic services such as sanitation, drinking water, maintenance of community assets etc.** The second was the decision of the Ministry of Panchayati Raj in the above context of the enhanced resource allocation to panchayats and the acceptance of the concept of preparation of local plans **to launch a national initiative on helping states coming up with state specific action plans and guidelines for Gram Panchayat level participatory plan preparation appropriate to the situation as is relevant in the state.**

It is against this backdrop that the present study aims at assessing the enabling environment that the various States have created under the framework of the Constitution and to rank them in terms of effectiveness of the devolution process in achieving the objective of local economic development and social justice looking at the overall framework for devolution of functions, transfer of functionaries, and devolution of finances. Aspects of systems for operationalising devolution, functioning of local institutions, governance, accountability and transparency have also been examined.

## **1.2 The Devolution Index - A history**

The Ministry of Panchayat Raj (MoPR) had during its inception organized a series of Round-tables of Ministers in charge of Panchayats in various States. In the 5th round table held at Srinagar in 28-29 Oct. 2004, it was agreed upon to undertake the preparation of a Devolution Index (DI). It was subsequent to this that the MoPR decided to put in place an accountability frame-work, which ranks States and provides incentives in accordance with their performance as measured on the Devolution Index computed by an independent institution.

For three years i.e. 2006-2007, 2007-2008 and 2008- 2009, the National Council of Applied Economic Research (NCAER) developed the Devolution Index (DI). For the next four years i.e., 2009-10, 2010-11, 2011-12, and 2012-13, the Indian Institute of Public Administration

(IIPA) was entrusted to carry out the assessment. Initially, the index used the 3Fs framework i.e. functions, finances, and functionaries. In 2008, another dimension viz., framework, was also included to assess mandatory provisions of the Constitution. From 2010-11, an incremental devolution index was also introduced along with the overall devolution index. Further, in 2012-13, two more pillars of performance of states have been added i.e. 'capacity building of panchayats' and 'accountability of panchayats', expanding the scope of the devolution index, to a 'Panchayat Strengthening Index'.

The MoPR entrusted the preparation of DI for 2014-15 to the Tata Institute of Social Sciences (TISS). During the consultations it was felt that it would be fitting to look for illustrative evidence based ranking of the status of devolution in the country focussing on the ground situation in a few panchayats in each tier across various States to figure out what is the extent of powers they actually exercise. This was subsequently reviewed by the ministry and it was decided to firm up the approach further. The Devolution study 2015-16 is a continuation of the study in 2014-15.

### **1.3 Objectives**

For 2015-16, the following objectives have been set for the study:

- a. Assess the actual progress in implementing the operative core of decentralisation covering the transfer of functions, institutions, functionaries, and finances to PRIs in the subjects listed in the 11<sup>th</sup> Schedule.
- b. Role of the Panchayat along with its various statutory committees, as an institution at the local level and the role of the Panchayat in managing institutions at the local level may be examined.
- c. Analyse the process of budgeting in various local governments and to analyse whether this evolves into a process of planning at the local level
- d. Record the status of functioning of the State Election Commissions, State Finance Commissions and mechanisms in place for District Planning.
- e. Look into the mechanisms in place in the States and Union Territories for improving the basic services provided by local governments in the light of substantive funds being made available to the local governments under the Fourteenth Finance Commission Award.
- f. Look into the segregation of functions across various tiers of Panchayati-raj in select sectors like education, health, employment generation (specifically National Rural Employment Guarantee Scheme -NREGS) and the mechanisms of inter-tier co-ordination.
- g. Look into segregation of functions across various agencies in select sectors like drinking water, sanitation and assess the mechanisms for convergence.
- h. Assess the initiatives in various States for own fund mobilisation, capacity building of panchayat level functionaries, strengthening mechanisms for transparency and improving accountability.
- i. To arrive at a definition of governance at the local level and based on this to evaluate the adequacy of governance mechanisms at the local level
- j. To assess the Information Communication Technology (ICT) preparedness of local governments and arrive at a comparative status of ICT use at the local level in various states

- k. Arrive at an indicative ranking on the status of devolution based on the above parameters through field studies and through appraisal of state level data sets.

#### **1.4 The Methodology of the study**

Twenty-six states and six union territories participated in the study. MoPR proposed that one District Panchayat (DP), one Block Panchayat (BP) and one Gram Panchayat (GP) in Districts falling within Part IX areas and two GPs each from the Fifth Schedule area be included in the sample. Leaving out the districts in the Schedule VI areas of States of Nagaland, Mizoram and Meghalaya and National Capital Territory of Delhi, which did not have panchayats and the districts having autonomous district councils (six in Assam, two in Jammu and Kashmir and five in Manipur hills) the districts available in all the federal units above is five hundred and eighty five out of which one hundred and one are fully or partially in Schedule V areas ie districts covered under the Panchayat Extension to Scheduled Areas (PESA) Act. Therefore for the field study, it was decided to cover ten PESA districts including one PESA districts in each of the States having schedule V areas and forty three Non PESA districts, ensuring that at least one non-PESA district is covered in all the States.

The number of sample districts in each of the States was decided pro-rata to the total number of districts in the State .The sample was drawn from the Census 2011 data for proportion of Scheduled Castes and Scheduled Tribes (SC&ST) population and the share of Agricultural Workers in the total rural work force. In selecting the District Panchayats (DPs), those falling in the median class were selected. A note on methodology of selection of sample districts is provided at Annexe 1. The number of sample DPs was arrived at as fifty-one (Jammu and Kashmir (J&K) and Puducherry does not have DPs), sample BPs was arrived at as forty-six (J&K, Manipur, Goa, Dadra Nagar Haveli, Daman and Diu, Lakshadweep and Sikkim don't have BPs) and number of sample Gram Panchayats was arrived at as sixty-three. The details of the sample PRIs are provided in Table 1.1. Some variations were necessitated in the identification of sample PRIs on consultation with the State Governments as detailed in Table 1.2.

The overall methodology of the current study was a continuation of the previous studies on the devolution index. However, there are several unique aspects of the current study that needs to be noted. (See Table 1.3 (a) and Table 1.3 (b))

1. The report during 2014-15 for the first time had a specific component for assessing the ground realities of devolution through a field study in addition to the deskwork based on schedules filled up by the state governments on the devolution status in the respective States<sup>1</sup>. The approach is continued during the current year enhancing the number of sample panchayats from one hundred and twenty two to one hundred and sixty.
2. Further there were special modules developed for PESA areas in the Fifth Schedule. However status of PESA areas could not be compiled in 2014-15 due to inadequacies in data. This is being attempted during the current year.

---

<sup>1</sup> For instance in the case of transfer of a specific function (now being handled by a department) to a tier of local government, a policy decision could involve amendment in the Panchayati raj act of the State or/and an executive order. The state level desk study could capture this based on the particulars of policy landmarks obtained. However to what extent the decision has actually been operationalised and to what extent the concerned tier(s) of local government have actually brought the said function under their command, could actually be ascertained only through field verification.

3. The scope of the state level questionnaires used for the earlier devolution index study was refined further to focus on aspects of the 3Fs, Centrally Sponsored Schemes (CSS) schemes and systems for governance and accounting. Certain components relating to support systems for devolution dropped during 2014-15 for the sake of trimming the study (given the shorter duration), have been brought back and the relevant sections elaborated (The final Schedules for data collection are provided as Annexe 2).
4. Further, the original tool was also improved substantively during 2014-15 itself. First of all, an extensive code list was drawn out to make the survey responses more objective. Secondly, instead of assessing the various policy landmarks and implementation steps in devolution through Yes/No questions, quantification was attempted wherever possible. The policy landmarks and implementations steps were also elaborated to assess the extent of processes involved and to estimate the actual progress achieved. Thirdly, in capturing financial information some level of redundancy was also built in to facilitate cross validations. These approaches were further refined. (Table 1.4)
5. Along with the state level questionnaire in 2014-15, separate tools for collecting field data at the district level, block level, and gram panchayat level were also developed. The PRI tools also shared the features on quantification of policy outputs, implementation steps, detailing of processes, and redundancy in financial data for cross valuation as in the state schedule. The process of polishing the tools further continued during the current year. The scope of coverage of the tools is provided in Table 1.5.
6. So far the focus of the devolution study at the state level and hence its field verification had been on quantitative aspects. A qualitative component was incorporated into the field study in selected gram panchayats for the first time. The details of the qualitative component of field study are covered in chapter 3. The field study including the qualitative component was organised through a network of partner institutions and Community Based Organisations. The details are provided in Table 1.6 below. State Co-ordinators and Individual field investigators were identified respectively to co-ordinate the fieldwork with the Panchayati Raj Department in the State and to undertake the primary data collection. The details are provided in Annexe 3.
7. The methodology of construction of the index for 2014-15 was thoroughly revisited through a panel of national experts from various sectors of decentralisation covering academics, planners, bureaucrats, practitioners and experts from the civil society. The schema of indicators, component indices and aggregate index was assessed and a consensus arrived at. The details of the members of the national panel and the tools used for the various rounds of the Delphi study are provided respectively in Annexe 4 and Annexe 5. The details of the construction of the index based on the Delphi study are covered in chapter 2.
8. The incremental devolution index was developed to highlight the short-term initiatives undertaken by various states during 2012-13, 2013-14 and 2014-15. The cumulative devolution index as such provides opportunities only for the front-runner States to highlight their achievements leaving out the laggard States completely.

The tools for 2014-15 was improved including indicators necessary for incremental index. The details of the construction of the index are covered in chapter 2.

9. Consultations were held in Guwahati on various aspects of local democracy in North East on 29<sup>th</sup> and 30<sup>th</sup> January 2016. Researchers, academics, practitioners and representatives of the local democratic fora from the Sixth Schedule Areas in Mizoram, Meghalaya, Nagaland, Manipur, Tripura and Assam participated. An outline of the study is covered in chapter 3.
10. Thus, the consultations, data collection and validation processes attempted in the study were much more elaborate compared to earlier studies. In the earlier studies, the schedules sent by States were subject to a limited verification process by State specific investigators identified for the purpose. During the last year and the current year study, a very elaborate process of identification of data gaps and rectification was attempted using ICT tools and group communication techniques. An outline of the data collection process is covered in Figure 1.1. During the current year, two separate web based applications for state level data and field level data collection were developed. Repeated sessions of the field investigators with functionaries of the Panchayati raj department was attempted to ensure completeness of data. Apart from multipoint high quality video conferencing sessions organised over the National Optical Fibre Network (NOFN), state of the art cross platform real time messaging using WhatsApp messenger, bulk text messaging and peer to peer messaging using Short Message Service (SMS) and interest group communication using the social media platform viz., LinkedIn user groups were tried out for facilitating interactions within the team on aspects of data availability, data gaps, data quality, ambiguities in concepts, data definitions etc. See details in Table 1.7.
11. Specific aspects of gaps in data and quality of data on specific themes are discussed in the respective chapters. However, it would be appropriate to highlight the general weaknesses in data systems on local governments at the state level, which impacted the study seriously. The State schedules were sent to the States in the 4<sup>th</sup> week of November 2015 and the web application for state data was running in test mode from 4<sup>th</sup> December 2015 onwards. Actual data entry started on 20<sup>th</sup> December 2015 and the target to close the data entry was set on 15<sup>th</sup> January 2016. A few States responded very well and uploaded the data quite fast but several other States lagged behind and the last date for closure had to be extended till 1<sup>st</sup> February 2016. This was in spite of direct monitoring from MoPR through a series of video conferences with follow-ups based on the metrics of data capture. The Figure 1.2 shows the weekly hit rates on the web server which illustrates clearly the slow progress in the beginning and peaking at the end. Several data gaps remained even after 1<sup>st</sup> February, a few of which could be rectified through clarifications, a process which went on till 10<sup>th</sup> March 2016. The details of communications with the States for obtaining additional information and clarifications on field data as well as State level data are provided in Table 1.8. The particulars of data gaps remaining in state level data are provided in Table 1.9.
12. The prolonged process of state level data entry and corrections influenced the support systems that could be made available for field data entry. The field data entry therefore got prolonged till 6<sup>th</sup> March 2016. Updatons on data gaps extended till 20<sup>th</sup> March. The poor understanding of activity mapping undertaken in the State



earlier, continues to be the major weakness of the States in their responses on transfer of functions. Efforts were made to carve out the actual operational domain of Panchayat in the States, the levels of overlap with departments and parastatal agencies and the role distinction maintained by the panchayats by (i) trying to break up of the functions into detailed activities, (ii) looking at proxy of the functional domain by trying to assess distribution of functionaries between departments and panchayats (iii) assessing distribution of funds between departments and panchayats function wise etc. None of these approaches could bring out any meaningful results.

Poor MIS continues to plague the responses of States on various indicators. The effort to capture data across multiple years aggravated the situation even in the best of the States. The number of panchayats with computers and internet connections across years as reported exceeding the total number of panchayats for the particular year in many States was a clear reflection of this. Reporting on own functionaries available at the state level and functionaries under control of panchayats continued to be a problem area. Poor reporting on State Sponsored Schemes and Centrally Sponsored Schemes continued across most States raising serious doubts about the extent of convergence efforts. Finally most of the States found it extremely difficult to provide particulars of SFC and action taken reports of SFC even though in some case documentations were available on the websites of the finance department of the States. The inadequacies in departmental co-ordination once again reflected in the poor reporting on PESA. There is a need to address some of these systemic flaws in record keeping, accounting and MIS through the e-panchayat initiative.

Two specific aspects which reflected lack of proactiveness of the States in providing information as per standards set need specific mention.

- (1) Painstaking efforts were taken by the technical team handling the application to provide extensive data sets of local institutions, functionaries in panchayats and functionaries in local institutions. To provide flexibility to the application, provision for adding other functionaries/ institutions etc., multiple times was also given. However some States instead of using the masters and facilities in the application uploaded the entire list of institutions, functionaries etc., in 'others' in the application making data compilation extremely tedious.
- (2) In spite of repeated requests to follow a convention to enter all amounts in the application in Rupees wherever it is not specifically stated otherwise and in Lakhs of Rupees wherever specified so, several States made mixed up entries. This necessitated several rounds of clarifications with States on the denomination of their entry in various data sets of receipts, expenditure, own revenue etc., making data cleaning up process too long.

**Table 1.1**  
**Particulars of sample PRIs**

SI No	Type of PRI	Name and Code of PRI
1	District Panchayat	Adilabad (457), Ahmadabad (397), Alappuzha (509), Almora (45), Azamgarh (114), Balaghat (351), Banswara (79), Barnala (555), Bharatpur (82), Bijapur (485), Chamba (16), Chandigarh (44), Chatra (282), Dadra & Nagar Haveli (423), Daman (422), Dewas (361), Dhubri (248), East District (216), Erode (527), Hooghly (272), Imphal East (254596), Korea (343), Kurnool (466), Lakshadweep (508), Latur (439), Mahamaya Nagar (154), Mahbubnagar (467), Mau (159), Mayurbhanj (324), Munger (198), Nagpur (440), Nawada (201), North Goa (506), Palghar (261449), Palwal (563), Panna (379), Pilibhit (164), Puducherry (253308), Raipur (346), Rajsamand (103), Sabar Kantha (417), Samastipur (208), Saraikela-Kharsawan (300), Shimoga (502), Shrawasti (172), Sirmaur (24), South Andamans (552), Subarnapur (331), The Nilgiris (541), Vizianagaram (476), West Siang (234), West Tripura (242)
2	Block Panchayat	Achabal (590), Agomani (2949), Akbarpur (2496), Along West Pubu-Yombu (2868), Bagli (4173), Baihar (4107), Baripada (3853), Barnala (924), Basavana Bagewadi (6124), Bharmour (726), Bhavani (6462), Chandigarh (934), Coonoor (6639), Daskroi (4414), Farooqnagar (5555), Gummalakshnipuram (5966), Haripal (3259), Hasanpur (2624), Hawalbag (940), Ichagarh (3611), Jamunaha (2116), Jirania (2900), Kamptee (4802), Kanjikkuzhy (6266), Khadgawana (4039), Khedbrahma (4586), Kopaganj (1965), Kurnool (5512), Kushalgarh (1176), Munger Sadar (2456), Nadbai (1198), Nettapakkam (253308), Pachhad (782), Palwal (1051), Panna (4295), Prothrapur (6797), Puranpur (2027), Rajsamand (1350), Sagar (6231), Sasni (1923), Sathiyaon (1467), Shirur Anantpal (4797), Simaria (3444), Tilda (254888), Ullunda (3935), Utnoor (5036), Wada (4956)
3	Gram Panchayat	Akingam-B (242493), Agiya (164605), Bassi (34566), Beratty (228961), Bhagbatchandrapur (120100), Bharmour (7733), Bhimpore (254332), Budhikhamari (120101), Cherthala South (221006), Dapada (254323), Darim Khola (21089), Devali (192634), Dhamangaon (179891), Diliya (48183), Dinnedevarapadu (204362), Durgethi (7737), Edla (111492), Elwinpeta (212662), Embalam (253337), G.L.Puram (212663), Garhi (132154), Ghanpur (195740), Hajipalle (205131), Halakura (106090), Hardatt Nagar Girant (87797), Harigarh (20206), Jardhoba (144932), Kabu-li (103592), Kalol (164627), Kambwala (20593), Kasara (78579), Katara (35431), Kavaratti (254543), Kiyamgei (254596), Lana Bhalta (9939), Lepatand (115156), Lilapur (154590), Luxettipet (195743), Mahalgaon (180201), Malikpur Nemdarganj (98291), Mylambadi (223593), Naya Nagar (100188), Nayapura (136789), North Majlishpur (104314), Padavagodu (219927), Paroli (28934), Paschimgopinathpur (109448), Peepalantri (41316), Pipariya (132188), Puranpur Khas (Rural) (82273), Raghaniya (76160), Rongay Tathangchen (254846), Sataliya (262227), Shivpur (127301), Sindhol (121519), Sippighat (234513), Sodo (115161), Srimat Pur (97613), Tulsineora (129753), Udhanapur (127307), Vandal (216504)

*Note: The number shown in bracket is the codes of the local government in the directory of the National Informatics Centre (NIC) as provided at [lgdirectory.gov.in](http://lgdirectory.gov.in)*

**Table 1.2**  
**Deviations in Sampling**

Sl. No	Types of deviation	Description
1	<b>Selection of Sample District Panchayats</b>	<ol style="list-style-type: none"> <li>1. In Arunachal Pradesh West Siang district was preferred over Tawang considering representiveness of the district.</li> <li>2. In Rajasthan Banswara selected as PESA district instead of Chittaurgarh based on request from the state, Banswara being a fully PESA district.</li> <li>3. In Odisha Mayurbanch was selected as a PESA district instead of Baleshwar originally proposed, Mayurbanch being a fully PESA district.</li> <li>4. In Chattigarh Korea was selected as a PESA district instead of Bilaspur, Korea being a fully PESA district.</li> </ol>
2	<b>Selection of sample Gram Panchayats</b>	<ol style="list-style-type: none"> <li>1. In Goa the state government did not identify a gram panchayat for the pilot study.</li> </ol>

**Table 1.3 (a)**  
**Improvements in the state schedule 2016**

2015 Schedule	2016 Schedule
Registration and basic details of Panchayats	Developed into an independent portion in the state non-PESA module with a more elaborate section for uploading documents. Details of basic infrastructure and systems of governance and transparency. Elaborated seeking data for 2012-13, 2013-14 and 2014-15 for the sake of generating incremental index. Details on local governments with smallest/largest area, population dropped because the section did not provide meaningful information last year.
Panchayat Elections	The portion dropped in 2015, added now in Section V enhanced with aspects of incremental improvements around recent initiatives in 2012-13, 2013-14, 2014-15.
Dissolutions and Bye elections	The portion dropped in 2015, added now in Section V, aspects in 2012-13, 2013-14, 2014-15 collected.
Constitution and Function of District Panning Committee(DPC)	The portion dropped in 2015, added now in Section V, sharpened with detailing of processes and capturing capacity building of DPC members in 2012-13, 2013-14 and 2014-15.
Role of Panchayats in Parallel Bodies/Institutions	The portion dropped in 2015, added now in Section II elaborated with an input-output perspective and with provision for recording new initiatives during 2012-13, 2013-14, 2014-15 for generating incremental index.

2015 Schedule	2016 Schedule
Autonomy of Panchayats	The portion dropped in 2015, added now in Section V with aspects of incremental improvements around recent initiatives in 2012-13, 2013-14, 2014-15.
Functions assigned to Panchayats and Actual involvement of Panchayats	Elaborated adding aspects of detailed activities based on last year's inputs from states, aspects of role distinction of functions between three tier panchayats and departments based on detailed activity listing, aspects of overlap of functions between three tier panchayats and departments based on detailed activity listing, aspects of relationships of transferred institutions with three tier panchayats including operational domain specified by activity listing, aspects of interrelation of functions and functionaries linked to activities, aspects of interrelation of funds (tied and untied) linked to activities, aspects of interactions of functionaries in institutions with three tier panchayats, provision for addition of functions transferred to panchayats in the State by act and executive orders during 2012-13, 2013-14, 2014-15 added for generating incremental index.
Involvement of Panchayats in Important schemes	Integrated with the section on functions and improved with aspects of incremental improvement in 2012-13, 2013-14, 2014-15. A new section on relationships of three tier panchayats with scheme functionaries and aspects of incremental improvement in 2012-13, 2013-14, 2014-15 added.
National Finance Commission (NFC) Grants to panchayats	Aspects of NFC grants to panchayats enhanced with aspects of incremental improvement in 2012-13, 2013-14, 2014-15 across three tiers of panchayats.
State Finance Commission (SFC) grants to panchayats	Aspects of SFC grants to panchayats enhanced with aspects of incremental improvement in 2012-13, 2013-14, 2014-15 across three tiers. Aspects of processing of SFC reports elaborated including separate portions on recommendations of SFC, action taken reports, acceptance of recommendations both financial and non-financial, particulars of own revenue estimates in States and own revenue potential of panchayats tier wise and source wise.
Empowerment of Panchayats to Impose and Collect revenue	Aspects of empowerment of panchayats to impose and collect revenue enhanced with aspects of actual collection on various sources tier wise enhanced with aspects of incremental improvement in 2012-13, 2013-14, 2014-15. A new section on source wise increase in own source revenue in n 2012-13, 2013-14, 2014-15 added.

2015 Schedule	2016 Schedule
Fund available with Panchayats	Aspects of funds available with panchayats elaborated with segregation of tied and untied and breakups tier wise enhanced with aspects of incremental improvement in 2012-13, 2013-14, 2014-15 and an effort to relate receipts and expenditure with details of opening balance and closing balance. Aspects of horizontal transfer of funds across panchayats in the same tier and across tiers of panchayats and a new portion of zero cost/low cost programmes in cash and kind with estimated value added. A new portion for estimating inter tier and intra tier convergence of resources and innovations in resource mobilisation added.
Expenditure of Panchayats	Expenditure of panchayats elaborated with aspects of development expenditure and revenue expenditure disaggregated tier wise, also enhanced with aspects of incremental improvement in 2012-13, 2013-14, 2014-15. New portion on innovations in expenditure control added.
Accounting and Audit	Accounting and audit elaborated with new portion on innovations and enhanced with aspects of incremental improvement in 2012-13, 2013-14, 2014-15.
Social Audit	The portion dropped in 2015 added now in section V, sharpened with process details and enhanced with aspects of incremental improvement in 2012-13, 2013-14, 2014-15.
Gram Sabha(GS)	Brought out as separate section in Section V.
Training Institutions	Elaborated with tier wise disaggregation, detailing of training costs, capacity for training disaggregated as residential and non-residential.
Training Activity	Elaborated tier wise, category wise, theme wise. Elaborated with mechanisms of training module development and delivery, mechanisms for capturing success stories, peer learning etc and enhanced with aspects of incremental improvement in 2012-13, 2013-14, 2014-15.
Transparency and Anti - corruption	Portion dropped in 2015, added now in section V, sharpened with process details and enhanced with aspects of incremental improvement in 2012-13, 2013-14, 2014-15.
Physical infrastructure of Panchayats& e-Connectivity	Enhanced with aspects of incremental improvement in 2012-13, 2013-14, 2014-15 in section on basic details.

2015 Schedule	2016 Schedule
Panchayat Officials	New section III integrating particulars of own functionaries and functionaries of local institutions enhanced with aspects of incremental improvement in 2012-13, 2013-14, 2014-15 and innovations in human resource management
Panchayat Assessment and Incentives	Portion dropped in 2015 ,added now in section V , sharpened with process details and enhanced with aspects of incremental improvement in 2012-13, 2013-14, 2014-15.
Recent initiatives related to finance and accounts	Enhanced with aspects of incremental improvement in 2012-13, 2013-14, 2014-15.
	A new section for operationalising devolution to assess the departmental initiatives on strengthening decentralisation, and aspects of Gram Panchayat Development Plan (GPDP) added.
State module on PESA	Sharpened by adding new tables for capturing demographic status in schedule V areas, new section of vulnerability indicators of tribals added. Portion of compliance of state acts, rules, allied acts, rules elaborated and refined based on documents on interventions of the Ministry of Panchayati Raj so far.

**Table 1.3 (b)**  
**Improvements in the field schedule 2016**

2015 Schedule	2016 Schedule
Gram Panchayat	<ol style="list-style-type: none"> <li>1. Aspect of history of local government dropped since meaningful data could not be compiled last year.</li> <li>2. Aspect of description of local geography dropped since meaningful information could not be compiled last year.</li> <li>3. Listing of important government institutions dropped since meaningful information could not be compiled last year.</li> <li>4. Aspects of opening balance and closing balance added so that correctness of particulars of receipts and expenditure could be ascertained.</li> <li>5. Aspects of e-panchayat covering implementation of accounting, electronic service delivery, common service centres and power condition in panchayats added.</li> </ol>

2015 Schedule	2016 Schedule
	<ol style="list-style-type: none"> <li>6. Aspects of Gram Panchayat Development Plan (GPDP) covering aspects of resource mobilisation, capacity building, environment building, technical support, monitoring added.</li> <li>7. Aspects of innovations in zero cost projects, resource mobilisation and expenditure control added.</li> <li>8. Details of gram sabha meetings refined and elaborated and efforts to improve participation of marginalised groups added.</li> <li>9. Details of training of elected representatives and officials elaborated.</li> <li>10. New section on interaction with sarpanch and panchayat members covering existence of independent functional domain in areas of gram panchayat, sanitation, health, education, nutrition and basic services added.</li> <li>11. New section on review of gram sabha processes added.</li> </ol>
Block Panchayat	<ol style="list-style-type: none"> <li>1. Aspect of history of local government dropped since meaningful data could not be compiled last year.</li> <li>2. Aspect of description of local geography dropped since meaningful information could not be compiled last year.</li> <li>3. Listing of important government institutions dropped since meaningful information could not be compiled last year</li> <li>4. Aspects of opening balance, closing balance, added so that correctness of particulars of receipts and expenditure could be ascertained,</li> <li>5. Aspects of e-panchayat covering implementation of accounting, electronic service delivery, common service centres and power condition in panchayats added.</li> <li>6. Aspects of innovations in zero cost projects, resource mobilisation and expenditure control added</li> <li>7. Details of training of elected representatives and officials elaborated.</li> <li>8. New section on interaction with sarpanch and panchayat members covering existence of independent functional domain in areas of block panchayat, sanitation, health, education, nutrition and basic services added.</li> </ol>
District Panchayat	<ol style="list-style-type: none"> <li>1. Aspect of history of local government dropped since meaningful data could not be compiled last year.</li> <li>2. Aspect of description of local geography dropped since meaningful information could not be compiled last year.</li> </ol>

2015 Schedule	2016 Schedule
	<ol style="list-style-type: none"> <li>3. Listing of important government institutions dropped since meaningful information could not be compiled. last year</li> <li>4. Aspects of opening balance, closing balance, added so that correctness of particulars of receipts and expenditure could be ascertained,</li> <li>5. Aspects of e-panchayat covering implementation of accounting, electronic service delivery, common service centres and power condition in panchayat added.</li> <li>6. Aspects of innovations in zero cost projects, resource mobilisation and expenditure control added</li> <li>7. Details of training of elected representatives and officials elaborated.</li> <li>8. New section on interaction with sarpanch and panchayat members covering existence of independent functional domain in areas of block panchayat, sanitation, health, education, nutrition and basic services added.</li> </ol>

**Table 1.4**

**Scope of the Master Code lists prepared along with State and PRI Tools**

Tool	2015 Schedule	2016 Schedule
State Code list	<p>Detailed activities transferred to the various tiers of panchayats</p> <p>Functionaries transferred</p> <p>Institutions transferred</p> <p>Activities undertaken by the panchayats in CSS</p> <p>Sources of taxes in local government</p> <p>Sources of non- taxes in local government</p> <p>Processes involved in budget supplement finalisation</p> <p>Process list for annual audit finalisation</p> <p>Process list for electronic fund transfer</p> <p>Process list for service delivery standardisation</p> <p>Rules and guidelines for accounts and audit.</p>	<p>Relationship with local institutions added</p> <p>Recruiting authority for functionaries added</p> <p>Themes for capacity building added</p> <p>Categories of institutions for PRI training added.</p>
PRI code list	<p>Functions of PRIs prior to 1992 added.</p> <p>List of institutions transferred</p> <p>Centrally sponsored schemes</p> <p>Functions of PRIs as listed in the Eleventh Schedule</p> <p>List of functionaries transferred to PRIs</p> <p>Role of Panchayats in implementation of projects</p> <p>Sources of taxes in PRIs</p> <p>Sources of Non taxes in PRIs</p>	<p>Functions of PRIs prior to 1992 dropped.</p> <p>Relationships of PRIs with local institution added.</p> <p>Category of reservations of elected members in PRIs added</p>



**Table 1.5**  
**Scope of the State level and PRI level Schedules**

SI No	Name of Tool	Focus of the Study
1	State Schedule- (Non-PESA)	<p>Section I: Registration and basic Details Documents on devolution Basic details of Panchayat</p> <p>Section II: Transfer of functions Functions assigned to panchayats Involvement of Panchayats in local institutions Actual involvement of Panchayats in important schemes ie Centrally Sponsored Schemes (CSS) and State Sponsored Schemes (SSS) Relationship of PRIs with Schemes Relationship of PRIs with Scheme functionaries Role of Panchayats in parallel bodies</p> <p>Section III: Particulars of functionaries Own functionaries Functionaries in local institutions under direct control of panchayats</p> <p>Section IV: Transfer of funds Details of National Finance Commission (NFC) grants to the panchayats Details of State Finance Commission (SFC) Empowerment of panchayats to impose and collect revenue Funds available with panchayats Expenditure of panchayats Recent initiatives related to finance and accounts Accounting and audit systems Innovations and recent Initiatives</p> <p>Section V: Constitutional Institutions, Capacity Building of functionaries, Aspects of GPDP, Governance and Accountability State Election Commission, Election Process and Reservations Constitution of District Planning Committees Capacity Building Aspects of Gram Sabha Inclusion Social Audit Transparency and Anti-Corruption Panchayat Assessment and Incentives Support Systems for Decentralisation and aspects of GPDP</p>
2	State Schedule- (PESA)	<p>Demographic information of Schedule V areas Particulars of administrative units partly covered under PESA Details of Tribal population in Scheduled V areas Status of Compliance of PESA Act in various state acts</p>
3	PRI Schedules	<p>Background information of the PRIs Spectrum of activities implemented by the PRIs Aspects of own functionaries</p>

Sl No	Name of Tool	Focus of the Study
	(DP, BP and GP) Non-PESA	<p>Aspects of resources mobilisation</p> <p>Role of the PRIs in selected CSSs viz., National Rural Health Mission (NRHM), Sarva Siksha Abhiyan (SSA), Total Sanitation Campaign/ Nirmal Bharat Abhiyan/ Swach Bharat Mission (TSC/NBA/SBM), National Rural Livelihood Mission (NRLM), Rashtriya Krishi Vikas Yojana (RKVY), National Rural Employment Guarantee Scheme (NREGS) etc.</p> <p>Relationships with local institutions</p> <p>Details of governance, systems of accounting, training, e-panchayat, etc.</p> <p>Details of Gram sabha meetings</p> <p>Impressions on the functional domain for panchayat raj institutions and autonomy of panchayats among elected representatives</p> <p>Impressions of Gram sabha processes by participants and non-participants.</p>
4	PRI Schedules (DP, BP and GP) PESA	<p>Demographic aspects of tribals in the panchayat.</p> <p>Role of panchayats at different levels and gram sabha on decision of projects involving implementation of projects relating to acquisition of tribal land, extraction of minor minerals, extraction of water etc.</p> <p>Role of panchayats at different levels and gram sabha on decision of projects involving development projects.</p> <p>Role of panchayats at different levels and gram sabha on decisions in money lending, village markets, aspects of use of intoxicants, tribal land alienation.</p>

**Table 1.6**  
**Partner Institutions and State Co-ordinators**

Sl No	State Name	Name of State Co-ordinators	Designation and Address of the State Co-ordinators with Partner Institution	Category
1	Jammu and Kashmir	Dr. Tareak A Rather	Associate Professor, Sociology, University of Kashmir, Srinagar.	Academic
2	Himachal Pradesh	Prof. Sanjeev K. Mahajan	Mahajan, Professor of Public Administration, H. P. University, Summer Hill, Simla	Academic
3	Punjab	Dr. Ajmer Singh Malik	Professor & Coordinator SAP (UGC), Dept. of Public Administration Kurukshetra University, Kurukshetra Haryana	Academic
4	Uttarakhand	Dr. A.P. Singh	Associate Professor, National Centre for Good Governance, Mussourie	Academic
5	Haryana	Dr. Ajmer Singh Malik	Professor & Coordinator SAP (UGC) Dept. of Public Administration Kurukshetra University, Kurukshetra Haryana	Academic

Sl No	State Name	Name of State Co-ordinators	Designation and Address of the State Co-ordinators with Partner Institution	Category
6	Rajasthan	Prof. Sanjay Lodha	Head, Department of Political Science, M L Sukhadia University Udaipur, Rajasthan	Academic
7	Uttar Pradesh	Smt. Arundhati Dhuru	National Alliance for Peoples Movement (NAPM)	Civil Society
8	Bihar	Prof. Pushpendra Kumar Singh	Professor, Centre for Community organisation and Development Practice, School of Social Work, Tata Institute of Social Sciences, V.N Purav Marg, Deonar, Mumbai- 400088	Academic
9	Sikkim	Sri. Rajendra P.Gurung	Chief Executive Officer, Eco Tourism and Conservation Society of Sikkim, Gangtok	Academic
10	Arunachal Pradesh	Ms Meghali Senapati	Assistant Professor, Tata Institute of Social Sciences	Academic
11	Manipur	Sri. Pradipkumar Keisam	New Vision Manipur, Thoubal Wangma Taba, Thoubal	Civil Society
12	Tripura	Sri. Kamal Banik	Dishari, South Tripura	Civil Society
13	Assam	Dr.Jayanta Krishna Sarma	Associate Professor, Department of Political Sciences, University of Guahati, Guwahati	Academic
14	West Bengal	Dr.Subrata Mukherjee	Institute of Development Studies Salt Lake Campus,27/D, DD Block, Sector I, Salt Lake, Kolkata 700064,West Bengal	Academic
15	Jharkhand	Prof. Manish K.Jha	Dean, School of Social Work, Centre for Community Organisations and Development Practice, School of Social work, The Tata Institute of Social Sciences, V. N Purav Marg, Deonar, Mumbai- 400088	Academic
16	Odisha	Sri. Umi Daniel	Regional Head, Thematic Unit, Aide at Action International, Bhubaneswar	Academic
17	Chhattisgarh	Prof. Anupama Saxena	Professor and Head, Department of Political Sciences, Guru Ghasidas University, Bilaspur, Chhattisgarh.	Academic

Sl No	State Name	Name of State Co-ordinators	Designation and Address of the State Co-ordinators with Partner Institution	Category
18	Madhya Pradesh	Prof. Yetindra Singh Sisodia	Director, M. P. Institute of Social Science Research (Autonomous Institute of ICSSR, Ministry of Human Resource Development, Govt. of India, New Delhi) 6, Bharatpuri Administrative Zone, Ujjain-456010	Academic
19	Gujarat	Dr Sriram Divi	Department of Public Policy and Public Administration, School of Liberal Studies, Pandit Deendayal Petroleum University, Raisan, Dist: Gandhinagar-382007, Gujarat	Academic
20	Daman and Diu	Dr Sandhya S Iyer	Associate Professor, Centre for Public Policy Habitat and Human Development, School of Development Studies, The Tata Institute of Social Sciences, V. N Purav Marg, Deonar, Mumbai-400088	Academic
21	Dadra and Nagar Haveli	Dr Sriram Divi	Department of Public Policy and Public Administration, School of Liberal Studies, Pandit Deendayal Petroleum University, Raisan, Dist: Gandhinagar-382007, Gujarat	Academic
22	Maharashtra	Dr Sandhya S Iyer	Associate Professor, Centre for Public Policy Habitat and Human Development, School of Development Studies, The Tata Institute of Social Sciences, V.N Purav Marg, Deonar, Mumbai-400088	Academic
23	Telangana	Dr. M.Gopinath Reddy	Professor, Centre for Economic and Social Studies, Hyderabad	Academic
24	Andhra Pradesh	Dr. M.Gopinath Reddy	Professor, Centre for Economic and Social Studies, Hyderabad	Academic
25	Karnataka	Dr. N.Sivanna	Professor, Shri Rama Krishna Hegde Chair on Decentralisation and Governance, Institute for Social And Economic Change, Bangalore	Academic
26	Goa	Dr Sandhya Iyer V	Associate Professor, Centre for Public Policy Habitat and Human Development, School of Development Studies, The Tata Institute of Social Sciences, V.N Purav Marg, Deonar, Mumbai-400088	Academic
27	Lakshadweep	Dr. K.N. Harilal	Professor, Centre for Development Studies, Thiruvananthapuram	Academic

Sl No	State Name	Name of State Co-ordinators	Designation and Address of the State Co-ordinators with Partner Institution	Category
28	Kerala	Dr. K.N. Harilal	Professor, Centre for Development Studies, Thiruvananthapuram	Academic
29	Tamil Nadu	Prof. Palanithurai G	Dean, Students Welfare, Gandhigram Rural Institute, Dindigul	Academic
30	Puducherry	Prof. Palanithurai G	Dean, Students Welfare, Gandhigram Rural Institute, Dindigul	Academic
31	Andaman And Nicobar Islands	Dr.Subrata Mukherjee	Institute of Development Studies Salt Lake Campus, 27/D, DD Block, Sector I, Salt Lake, Kolkata 700064, West Bengal	Academic
32	Chandigarh	Dr. Ajmer Singh Malik	Professor & Coordinator SAP (UGC) Dept. of Public Administration Kurukshetra University Kurukshetra Haryana	Academic

**Table 1.7**  
**Group Communication efforts other than SMS and email attempted**

Description	Detail
Video conferences with Additional Secretary and Secretary, MoPR	Additional Secretary [30.11.2015, 14.12.2015, 22.12.2015, 08.01.2016, 11.01.2016] Secretary [12.01.2016]
State Nodal Technical Officers Group Devolution - LinkedIn	33 members including Nodal Officers and Technical Officers
Devolution Index 2015-16 Field Investigators - LinkedIn	37 members including Field Investigators (FI) and Research Officers (RO)
WhatsApp Groups 1. Devolution Index 1 2. Devolution Index 2 3. Devolution Index 3 4. Devintegrated FI group 5. Dev Technical Officers 6. Dev Nodal Officers	1. 15 members including FIs and ROs 2. 7 members including FIs and ROs 3. 21 members including FIs and ROs 4. 33 members including FIs and ROs 5. 18 members from among Technical Officers 6. 19 members from among Nodal Officers

**Table 1.8**  
**Details of Clarifications sought from States**

Description of Clarifications	Andaman Nicobar	Andhra Pradesh	Arunachal Pradesh	Assam	Bihar	Chandigarh	Chhattisgarh	Dadra & Nagar Haveli	Daman & Diu	Goa	Gujarat	Haryana	Himachal Pradesh	Jammu & Kashmir	Jharkhand	Karnataka	Kerala	Lakshadweep	Madhya Pradesh	Maharashtra	Manipur	Odisha	Puducherry	Punjab	Rajasthan	Sikkim	Tamil Nadu	Telangana	Tripura	Uttar Pradesh	Uttarakhand	West Bengal	
Gaps in transfer of functions to GP, BP and DP (8th February)	X	X		X								X				X	X	X	X	X	X		X	X		X	X	X					
Population per panchayat as per census 2011 (14th February)	X	X	X	X	X	X	X	X	X	X	X	X	X	X	X	X	X	X	X	X	X	X	X	X	X	X	X	X	X	X	X	X	X
Panchayats with buildings (15th February)						X		X							X																		
Panchayats with internet connections (16th February)			X		X	X		X							X						X		X					X	X	X			

Description of Clarifications	Andaman Nicobar	Andhra Pradesh	Arunachal Pradesh	Assam	Bihar	Chandigarh	Chhattisgarh	Dadra & Nagar Haveli	Daman & Diu	Goa	Gujarat	Haryana	Himachal Pradesh	Jammu & Kashmir	Jharkhand	Karnataka	Kerala	Lakshadweep	Madhya Pradesh	Maharashtra	Manipur	Odisha	Puducherry	Punjab	Rajasthan	Sikkim	Tamil Nadu	Telangana	Tripura	Uttar Pradesh	Uttarakhand	West Bengal	
Panchayats with systems for standing committee and subcommittee (17th February)						X		X	X	X				X	X			X			X		X					X	X				
Panchayats with systems for recording Grama sabha minutes (17th February)								X	X					X							X												
Panchayats with computers (17th February)			X		X			X				X		X							X			X				X		X			
Panchayats with systems for recording panchayat committee minutes (17th February)	X					X	X	X	X	X	X			X	X							X		X						X	X		

Description of Clarifications	Andaman Nicobar	Andhra Pradesh	Arunachal Pradesh	Assam	Bihar	Chandigarh	Chhattisgarh	Dadra & Nagar Haveli	Daman & Diu	Goa	Gujarat	Haryana	Himachal Pradesh	Jammu & Kashmir	Jharkhand	Karnataka	Kerala	Lakshadweep	Madhya Pradesh	Maharashtra	Manipur	Odisha	Puducherry	Punjab	Rajasthan	Sikkim	Tamil Nadu	Telangana	Tripura	Uttar Pradesh	Utterakhand	West Bengal		
Panchayats with systems for grievance redressal (17th February)			X	X		X		X			X	X	X	X	X						X		X								X			
Panchayats with systems for citizen's charter (17th February)			X	X		X	X	X	X	X		X	X	X	X			X			X	X				X			X		X	X		
Panchayats with systems for recording assets (17th February)				X		X		X	X	X				X	X						X									X				
Panchayats with systems for upkeep of beneficiary records (17th February)						X		X	X	X					X								X			X		X		X	X			
Panchayats with mechanisms for right to services in States (17th February)							X						X						X	X					X									



Description of Clarifications	Andaman Nicobar	Andhra Pradesh	Arunachal Pradesh	Assam	Bihar	Chandigarh	Chhattisgarh	Dadra & Nagar Haveli	Daman & Diu	Goa	Gujarat	Haryana	Himachal Pradesh	Jammu & Kashmir	Jharkhand	Karnataka	Kerala	Lakshadweep	Madhya Pradesh	Maharashtra	Manipur	Odisha	Puducherry	Punjab	Rajasthan	Sikkim	Tamil Nadu	Telangana	Tripura	Uttar Pradesh	Utterakhand	West Bengal
Status of untied SFC funds (5th March)																			X						X	X						
Relationships of PRIs with local institutions (5th March)				X	X		X					X				X				X				X			X	X				
Particulars of non-tax receipts (10th March)												X																				
Particulars of tied fund receipts (10th March)																											X					

**Table 1.9**  
**Particulars of Data Gaps**

State Code	Name of federal unit	Documentation on Annual reports in public domain	Orders/ Guidelines/ Circulars on CSS/ SSS	All Indicators on Infrastructure three years	All Indicators on Systems for Governance three years	All Indicators on Transparency for three years	New Additions in functions	Role Distinction/ overlap	Functionary details activity wise	Fund Details activity wise	Institutions activity details	Functionaries institution wise	PRI relationships with CSS/SSS functionaries	Functioning of Parallel Bodies	HR innovations	SFC recommendations on Resource mobilisation	SFC own revenue estimate	Zero cost/low cost programmes	innovative convergence	innovation in expenditure and recent initiatives in Finance and accounts
30	Andaman And Nicobar Islands			P	P	P	N	N	P	P	N	N	P	N	N	N	N	N	N	N
1	Andhra Pradesh	N	N	P	P	P	P	N	N	N	N	P	P	P	N	P	N	N	N	N
2	Arunachal Pradesh	N	N	P	P	P	P	N	N	N	N	N	N	N	N	N	N	N	N	N
3	Assam	N	N	P	P	P	N	P	N	N	N	N	P	P	N	P	P	N	N	N
4	Bihar		N	P	P	P	N	P	N	N	N	N	P	P	N	N	P	N	N	N
31	Chandigarh	N	N	P	P	P	N	N	N	N	N	N	N	N	N	N	N	N	N	N
5	Chhattisgarh		N	P	P	P	N	N	N	N	N	N	N	P	P	N	N	N	N	N
32	Dadra and Nagar Haveli			P	P	N	N	N	N	N	N	N	N	N	N	N	N	N	N	N
33	Daman and Diu	N	N	P	P	P	N	N	N	N	N	N	P	N	N	N	N	N	N	N

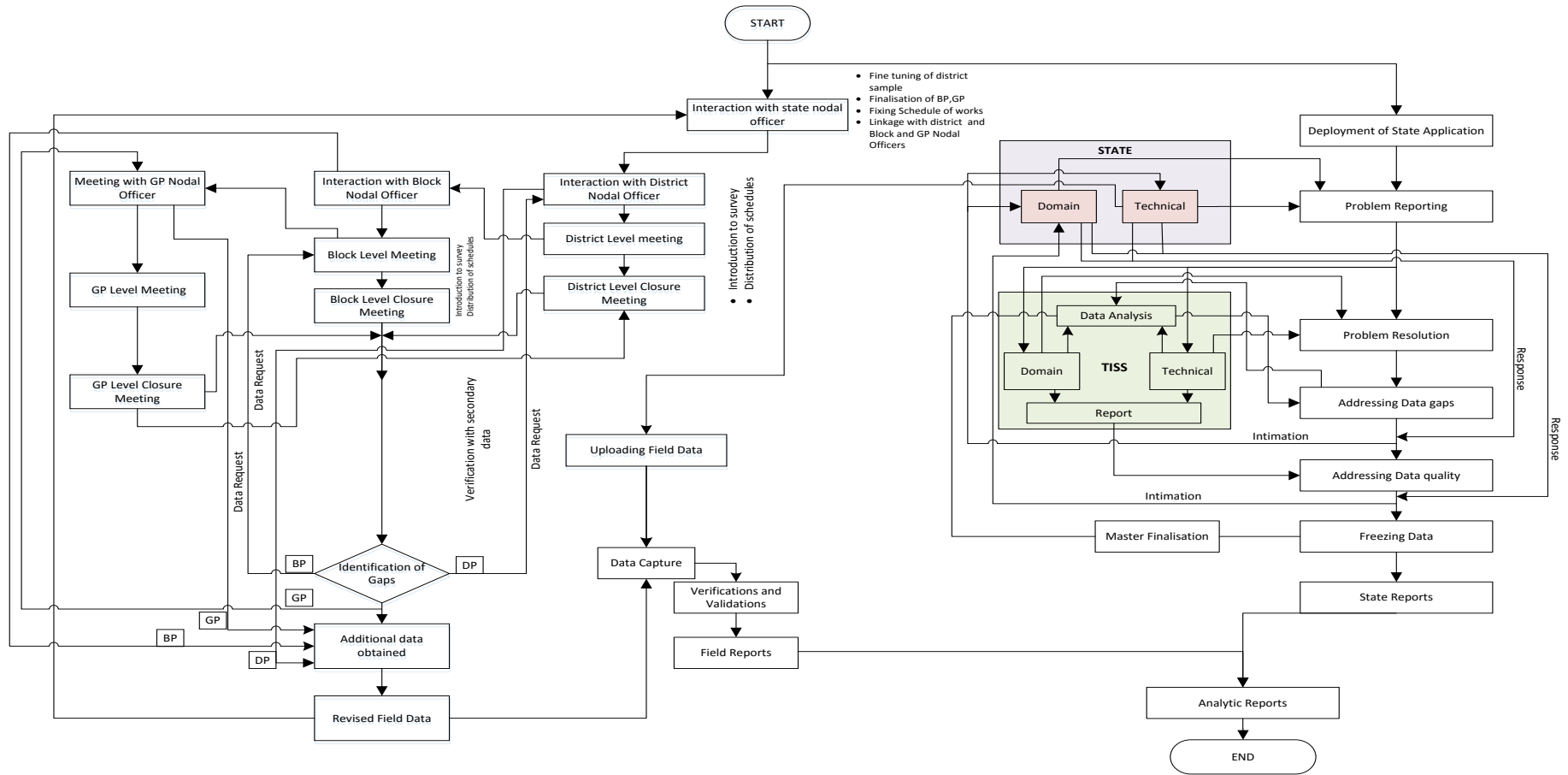
State Code	Name of federal unit	Documentation on Annual reports in public domain	Orders/ Guidelines/ Circulars on CSS/ SSS	All Indicators on Infrastructure three years	All Indicators on Systems for Governance three years	All Indicators on Transparency for three years	New Additions in functions	Role Distinction/ overlap	Functionary details activity wise	Fund Details activity wise	Institutions activity details	Functionaries institution wise	PRI relationships with CSS/SSS functionaries	Functioning of Parallel Bodies	HR innovations	SFC recommendations on Resource mobilisation	SFC own revenue estimate	Zero cost/low cost programmes	innovative convergence	innovation in expenditure and recent initiatives in Finance and accounts
6	Goa	N	N	P	P	P	N	N	N	N	N	N	N	P	N	P	P	N	N	N
7	Gujarat	N	P	P	P	P	N	N	N	P	N	N	N	P	N	N	N	N	N	N
8	Haryana	P		P	P	P	N	P	P	N	N	P	P	P	P	P	P	P	N	P
9	Himachal Pradesh		N	P	P	P	N	N	N	N	N	N	N	N	N	N	N	N	N	N
10	Jammu and Kashmir	N	N	P	P	P	N	N	N	N	N	N	N	N	N	N	N	N	N	N
11	Jharkhand	N	N	P	P	P	P	N	N	N	N	N	N	N	N	N	N	N	N	N
12	Karnataka	P		P	P	P	P	P	P	P	P	P	P	P	P	N	P	P	P	P
13	Kerala			P	P	P	N	P	P	P	P	P	P	P	P	P	P	P	N	P
35	Lakshadweep	N	N	P	P	P	N	P	P	P	P	N	N	N	N	P	N	N	N	N
14	Madhya Pradesh	N	N	P	P	P	N	P	P	N	N	P	N	P	N	N	N	N	N	N
15	Maharashtra			P	P	P	P	P	P	P	P	P	P	P	P	P	P	P	N	P
16	Manipur		P	P	P	P	N	N	N	N	N	N	P	P	P	N	N	N	N	N

State Code	Name of federal unit	Documentation on Annual reports in public domain	Orders/ Guidelines/ Circulars on CSS/ SSS	All Indicators on Infrastructure three years	All Indicators on Systems for Governance three years	All Indicators on Transparency for three years	New Additions in functions	Role Distinction/ overlap	Functionary details activity wise	Fund Details activity wise	Institutions activity details	Functionaries institution wise	PRI relationships with CSS/SSS functionaries	Functioning of Parallel Bodies	HR innovations	SFC recommendations on Resource mobilisation	SFC own revenue estimate	Zero cost/low cost programmes	innovative convergence	innovation in expenditure and recent initiatives in Finance and accounts
20	Odisha			P	P	P	N	P	P	N	P	N	P	N	N	N	P	N	N	N
36	Puducherry			P	P	P	N	P	N	N	N	N	N	N	N	N	N	N	N	N
21	Punjab			P	P	P	P	P	P	N	N	N	P	P	P	P	N	N	N	N
22	Rajasthan			P	P	P	N	P	P	N	B	P	N	N	N	N	N	N	N	N
23	Sikkim			P	P	P	N	P	P	N	P	P	N	N	N	P	P	N	N	N
24	Tamil Nadu			P	P	P	P	P	P	N	N	P	P	P	P	P	P	P	P	P
25	Telangana	N		P	P	P	N	P	N	P	N	P	P	P	N	N	P	P	N	N
26	Tripura	N	N	P	P	P	N	P	N	N	P	N	P	N	N	P	P	N	N	N
28	Uttar Pradesh			P	P	P	N	P	P	N	N	N	N	P	N	N	N	N	N	N
27	Uttarakhand		P	P	P	P	N	N	N	N	N	N	N	N	N	P	P	N	N	N
29	West Bengal	N	N	P	P	P	N	P	N	N	N	P	P	P	N	P	N	N	N	N

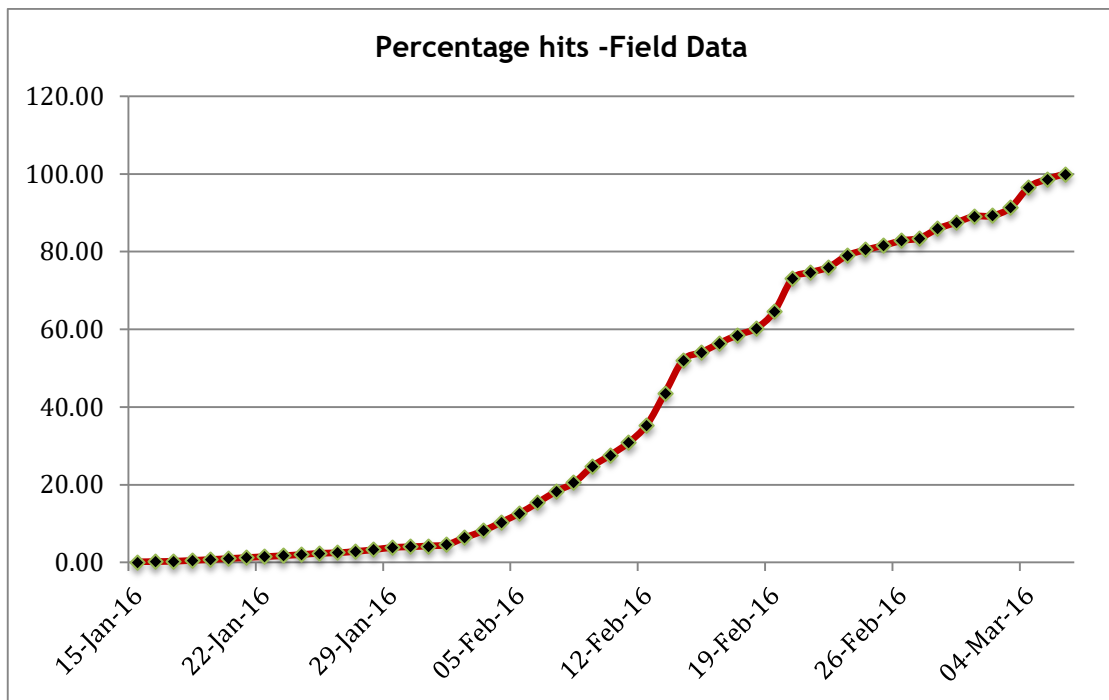
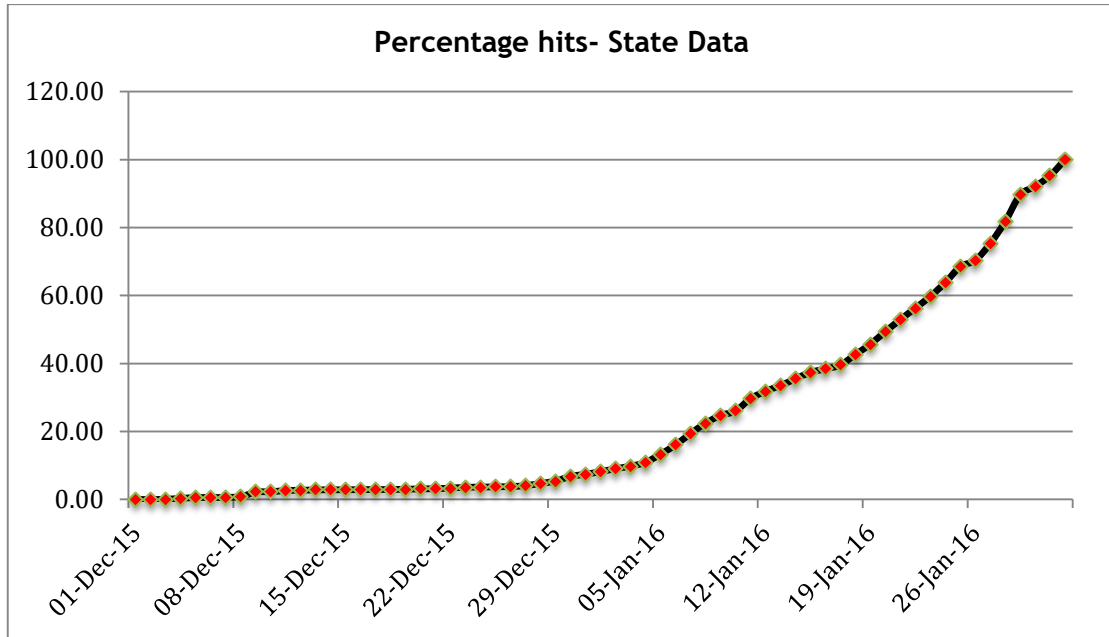
Note: N- No data; P- Partial

Figure 1.1

**METHODOLOGY FOR DEVOLUTION DATA**



**Figure 1.2**  
**Weekly Hit Rates in Application**



## Chapter 2

### Ranking of States in Devolution

#### 2.1. Introduction

This chapter seeks to develop composite indicative ranking of the States on devolution of powers and resources to local governments in various States and Union Territories. Two approaches have been tried out for this.

1. Comparing the cumulative status of transfer of power and resources in various states covering all their interventions in decentralisation of powers and resources and empowering of panchayat raj so far, starting from the date of the constitutional amendment
2. An incremental index focussing on short term initiatives in the respective states relating to devolution of power and resources, undertaken during the years 2012-13, 2013-14, 2014-15

The cumulative index was constructed using two methods-

1. The improved method based on a conceptual model developed using the Delphi technique
2. The normal method based on constructing a Devolution Index of policy, a Devolution Index of Practice and arriving at an index of Devolution of Policy adjusted against Practice.

The cumulative index using the improved method measured devolution based on two different aspects of functioning of PRIs-

- (i) The progress made on aspects relating to the operational core of decentralisation<sup>1</sup> covering transfer of functions, transfer of functionaries, transfer of finances and the extent of autonomy enjoyed by PRIs.
- (ii) The achievements in developing support systems for devolution<sup>2</sup> covering capacity building, operationalising constitutional mechanisms and nurturing systems for accountability and transparency.

The cumulative index using the normal method seeks to provide indicative ranking of States on four different aspects of functioning of PRIs.

- First of all, the study attempts to measure and rank States according to their achievements in three core aspects of devolution viz. devolution of functions, functionaries and finances to PRIs (the 3Fs).
- Secondly, the study attempts to assess the comparative achievement of States in establishing systems of Infrastructure, Governance and Transparency (IGT). IGT covers the availability of infrastructure - such as buildings, ICT infrastructure, other amenities, systems for governance like record keeping, upkeep of minutes

---

<sup>1</sup> The steps undertaken by the state government in carving out an effective operational niche for local governments in the state for achieving their objectives of social justice and local economic development through multi level planning.

<sup>2</sup> The measures undertaken by the state government in creating autonomous independent constitutional authorities and other assistance mechanisms for transparent accountable effective and efficient functioning of local governments

and mechanisms that ensure transparency of functioning that are crucial for effective functioning of PRIs.

The incremental index attempts to measure the short term interventions in States based on six different aspects-

- ~ Additional functions assigned to PRIs
- ~ Enhanced capacities of PRIs
- ~ Increase in functionaries
- ~ Additional fiscal entitlements
- ~ Improvements in accountability and transparency
- ~ Innovations
- ~ Comprehensiveness of GPDP guidelines issued

The composite cumulative indices developed seeks to capture 'Effective Devolution' of powers and resources as well as creation of mechanisms for responsive and efficient governance in the PRIs. Devolution index constructed prior to 2015 measured devolution from the standpoint of policy landmarks and executive orders passed by the state governments. On the contrary, the attempt here is to understand devolution from the spirit of the Constitutional mandate and the indicators are designed to best assess the achievements of the States with respect to the Constitutional mandate. Along with this an effort to capture short-term incremental progress along with the cumulative achievements is also attempted in the incremental index.

### **2.1.1. Data sources**

As discussed in Chapter 1, two approaches of data collection are used for this study. A questionnaire is designed for the State Panchayat Raj departments, to obtain state-level aggregates on selected parameters. Parallel to this, primary data is collected from 52 DPs, 47 BPs and 61 GPs using a structured questionnaire. The field data obtained allows for ground-truthing of data obtained from state-level aggregates and also facilitates better understanding of specific constraints faced by PRIs. The indicators on each component that are obtained from the state-level questionnaire and the PRI-level questionnaire are not identical, though they reflect similar aspects of devolution of functions, functionaries, finances and IGT.

Five percent of DPs are selected for primary data collection and one BP and one GP in non-PESA DPs and two GPs in PESA DPs are selected from the sample DPs<sup>3</sup>. Hence, in most of the States only one or two DPs are included in the sample. Though the sample size is too small to be representative of the State in a strictly statistical sense, since the selected DPs are close to the State average (median) in proportion of SC/ST population in total population and share of agricultural workers in total rural workforce, it is assumed that such a DP would be an 'average performing DP' in the State, in the parameters that are being measured.

The relative ranking of the States in terms of the indicators obtained from the state-level questionnaire and the PRI-level questionnaires will vary. The discrepancies may indicate wide disparities in the performance of PRIs within the State. This is similar to sampling errors arising out of a very small sample size. The discrepancies may also indicate

---

<sup>3</sup> A detailed discussion on sample selection is in Chapter 1.



divergence between the intended and actual devolution in the fields captured by the field verification exercise.

### **2.1.2. Limitations of data**

Several challenges were faced at the time of data collection from State governments and from the field. A detailed consideration of data gaps has already been undertaken in Chapter 1, and hence the discussions here will be limited only to aspects of index construction.

The questionnaire was complex and the questions asked were very detailed and specific in nature. From last year onwards we had sought data disaggregated to the three tier of panchayats. For data sets which could not be readily disaggregated like aspects of functioning of State Finance Commission (SFC) and aspects of functioning of the District Planning Committee (DPC), aggregate data was obtained. Such indicators have been distributed across the three tiers suitably while tier wise sub-indices are computed. In all other cases like aspects of transfer of functions, functionaries, finances, systems for governance, transparency and accountability, infrastructure at the local level etc., state level aggregates disaggregated tier wise was sought.

In many cases, the State governments did not have such aggregated data readily available at their disposal. The data systems in the Panchayat Departments are weak. Many of the States could not provide particulars of expenditure and funds received from Centrally Sponsored Schemes (CSS) and State Sponsored Schemes (SSS) disaggregated by the three tiers of panchayats, particulars of functionaries in various three tier panchayats and particulars of functionaries in transferred institutions during the period 2012-13, 2013-14, 2014-15. Even on indicators like number of panchayats with buildings, computers, internet, telephone, systems of governance, systems for transparency and accountability, there were lot of errors in data sets which had to be rectified.

To the extent that administrative records are the main sources of statistical data, weak data systems do reflect the weakness of the State level panchayat administration. However, non-availability of data is also a reflection of the inability of the present statistical system in the country to cater to the data needs of the panchayats. The present official statistical system, whose architecture was designed to serve the needs of central and state planning, does not allow for collection, aggregation and dissemination of data that are required for planning and administration by the local bodies. There is an immense need to build up systems for regular and systematic collection, aggregation and dissemination of data for panchayats. A true assessment of the status of devolution to the panchayats is contingent upon availability of data of uniform quality on relevant parameters across all PRIs in the country.

It was pointed out in Chapter 1 that there are serious shortcomings in the understanding at the state level on the contours of the effective functional domain of the panchayat and actual segregation of roles in local economic development and social justice between the panchayats and the line departments. This posed challenges in ascertaining the extent of independent decision making possible in PRIs including matters of expenditure. An indicator covering this aspect was therefore dropped in the improved index.

The second challenge faced while collecting data was ambiguity in definitions across States. For example, there was no clear definition on what is a transferred institution/

function/ scheme/ functionary and what should be the relationship between a transferred institution/ function/ scheme / functionary and the PRIs. A detailed list of existing village, block and district level institutions/ functions/ functionaries have been provided. The institutions were listed taking the responsibilities enlisted in the eleventh schedule as the reference point. Specific questions were also designed to assess the role of PRI, overlap of functions and actual control exercised by the PRIs on the institution/scheme/ function/ functionary. In spite of such detailed design, satisfactory responses were not forthcoming from most of the States. At the root of such definitional ambiguity is also a reflection of the ‘disconnect’ between the line departments the State bureaucracy and the PRIs. Instead of complementing each other, they seem to be functioning as parallel administrative structures, with the panchayats often seen as junior partners.

As elaborated in Chapter 1, a large amount of effort for this report was for collecting meaningful data that would reflect the actual and effective status of devolution. Some of the indicators planned to be used in our analysis had to be dropped due to data limitations. Within the limitations imposed by data availability, the report has endeavoured to use the best available indicators and more detailed and objective quantification of indicators.

## **2.2. Dimensions and Components**

### **2.2.1. The Cumulative Devolution Index**

#### **2.2.1.1. Improved Index**

It was outlined in Chapter 1 that a conceptual model for devolution index was developed through an interactive Delphi communication technique by a panel of national experts. The details of the multiple rounds of consultations are provided in Table 2.1.

### **Dimensions and Components of the Improved Index**

#### **(i) Operational Core of Decentralisation**

The ranking of States based on the operational core of decentralisation comprises of four components as indicated in Table 2.1 viz.,

- Transfer of functions
- Transfer of functionaries
- Transfer of finances
- Autonomy

The component ‘Transfer of Functions’ is computed based on the percentage of detailed activities under each of the constitutionally assigned functions actually undertaken by the PRIs. The component ‘Transfer of Functionaries’ is computed based on two sets of indicators viz., (i) Number of sanctioned own functionaries in PRIs per thousand population and (ii) Actual availability of functionaries determined by the percentage of filled up positions currently out of the total sanctioned positions. The component ‘Transfer of Finances’ is reckoned based on four sets of indicators viz., per capita SFC fund available, per capita tied fund available, per capita tax mobilised and per capita non-tax mobilised.

## **(ii) Support Systems for Devolution.**

The ranking of States based on the dimension 'support systems for devolution' is based on three components viz.,

- Capacity Building
- Operationalising Constitutional mechanisms
- Systems for accountability and transparency

Capacity building is evaluated based on the total number of Elected Representative (ER) days in the State per panchayat. The component Operationalising Constitutional Mechanisms consists of four sets of indicators viz.,

- (i) Percentage of SFC's constituted in time out of the maximum possible.
- (ii) Percentage of recommendations of SFC on resource mobilisation accepted.
- (iii) Percentage of DPC's functioned
- (iv) Percentage of Districts where integrated district plans are prepared.

The component systems of accountability and transparency includes two sets of indicators viz., (i) Percentage of panchayat services notified out of the maximum number of services notified across all States. (ii) Average percentage of the following governance and transparency indicators.

### **Governance**

- ~ Proportion of panchayat offices with buildings
- ~ Proportion of panchayats with computers
- ~ Proportion of panchayats with regular meetings of panchayat committees as reflected in guidelines
- ~ Proportion of standing committees / sub committees as reflected in guidelines
- ~ Proportion of panchayats with systems for upkeep of minutes of Gramsabhas as reflected in guidelines
- ~ Proportion of panchayats with systems for upkeep of beneficiary particulars as reflected in guidelines
- ~ Proportion of panchayats with systems for maintaining minutes of panchayat committees
- ~ Proportion of panchayats with systems for recording assets as reflected in guidelines
- ~ Proportion of panchayats with systems for grievance handling as reflected in guidelines
- ~ Proportion of panchayats with systems for citizen charter as reflected in guidelines

### **Transparency**

- ~ Proportion of panchayats actually audited out of the total
- ~ Proportion of panchayats where social audit was done.

#### **2.2.1.2. Normal Index**

The normal cumulative devolution index was developed by Tata Institute of Social Sciences (TISS) in 2015. The index is based on the dimensions/ components described below.

## **Dimensions and Components of the Normal Index**

### **(i) Devolution of Functions**

The ranking of States on the devolution of functions is based on two sets of indicators. The first set of indicators tries to capture the detailed activities under each function transferred to the PRIs. The list of functions included in the analysis covers the 29 sectoral functions assigned by the Constitution of India as well as some general and administrative functions, which have been added in various States as per their respective State Acts. The second set of indicators is the institutions transferred to PRIs. The institutions have been classified based on their relationship with PRIs as (i) totally separate, (ii) PRI has recommendatory powers, (iii) PRI provides a portion of the development fund and controls related activities, (iv) PRI provides all or major share of the development expenses and has full functional control over the activities etc. Among these only institutions covered under (iii) and (iv) are considered for calculating the indicator.

### **(ii) Devolution of Functionaries**

Devolution of functionaries was based on two indicators viz., the number of functionaries at the disposal of PRIs and the composition of the functionaries. The first indicator measures the actual number of functionaries including both own functionaries and transferred, available at the panchayat. Only functionaries in transferred institutions under complete control of the panchayat have been included.

The second component covers the composition of the functionaries based on their categorisation as Professional, Technical, Administrative and Ministerial. Functionaries, who are professionally qualified like Engineers, Doctors, Agricultural Officer, Veterinary Officer, Lawyers, High School Teachers, Scientific staff etc., are treated as Professionals. Functionaries who are officers implementing programmes by undertaking project formulation, scheduling and implementation are also treated as professional, identifying their institutional role. Functionaries handling technical support functions like Statistical functionaries, ICDS Supervisors, Primary School Teachers, Nursing staff, Paramedical staff, Draftsmen, Surveyors, Mechanics, Fitters, Plumbers, Health Inspectors, Drivers etc. are treated as technical functionaries. Functionaries, who handle routine office functions like clerks, typists, accountants, peons etc., are treated as Administrative. Functionaries including Night watchmen, sanitation workers, labourers and sweepers etc., are treated as Ministerial. The ratio of the sum of professional and technical functionaries out of the total was considered as an indicator to assess the role of the functionaries in the development and welfare functions of the PRIs.

### **(iii) Devolution of Finances**

The third component deals with the devolution of finances to PRIs. It measures the quantum of funds that the panchayat spends autonomously. It also measures the composition of receipts and utilization of funds from the field data. Two indicators available from the state level data for ranking States on the devolution of finances viz., per capita share of NFC award in PRI receipts and per capita share of SFC award in PRI receipts have been used. For calculating the per capita figures rural population as per the 2011 census has been used. Aspects of accountability of PRIs were also covered here.

#### **(iv) Infrastructure, Governance and Transparency**

In this component, the infrastructure available with the PRIs, and mechanisms for governance and transparency in their functioning are assessed. The indicator on transparency is the number of reports on PRIs available online.

### **2.3. Construction of Indices**

Based on the dimensions, components and indicators covered above, four indices of devolution have been constructed: (A) The Improved Index of Devolution (DPi), (B) The Index of Devolution in Policy (DPo), (C) The Index of Devolution in Practice (DPr) and (D) The Index of Devolution in Policy adjusted against Practice (DPa) or Normal Index.

#### **2.3.1. Disaggregation of indicators across the three tiers - an integrated model**

The questionnaires and indicators are designed in a way that allows us to measure the performance indicators at each tier of the panchayats. For example, performance of the state in transfer of institutions to the District, Block, and Panchayat levels are analysed. A state may have done relatively well in transferring district level institutions to the DP, but failed to transfer village institutions to the Gram Panchayat. Such variations can be captured in our design of indexing. Analysis of such variations across the three tiers of the Panchayat may have important policy implications for the states to deepen the process of devolution.

In the final analysis, the performance of each tier of the Panchayat across the states is ranked. The aggregate performance (rank) of the state is the average of the performance of each tier of PRIs.

#### **2.3.2. Indicators**

The indicators in the improved index of devolution are given in Table 2.2. The design based on Figure 2.2 was slightly modified for the context. Since the data for the indicator 'percentage of activities in which PRIs have independent decision making in expenditure decisions' was not available, the weight for this indicator was distributed prorata across the remaining three indicators corresponding to the component autonomy of PRIs.

The Index of Devolution in Policy (DPo) uses information collected from the State Governments of every State. The indicators used relates to the four components and three tiers. The list of indicators is given in Table 2.3.

The Index of Devolution in Practice (DPr) uses field data from sample District, Block and Gram panchayats. Data on each indicator is collected for all three tiers of panchayats. The indicators used are listed below in Table 2.4.

#### **2.3.3. Measurement of indicators - use of numbers and ratios**

To the extent possible, the use of ordinal scores (subjective scoring on a predetermined scale) to quantify the indicators has been avoided. Most of the quantified indicators are ratios and numbers in an interval scale. To make such quantification possible, an exhaustive set of codes and options for each question have been designed so that the indicator value can be objectively derived from the responses. Apart from minimizing subjectivity in assigning scores, the indicators also become more sensitive to small

differences between the states; that is, the indicators are able to capture variation across states better.

#### 2.3.4. Normalisation of indicators

Each quantified indicator may have different maximum and minimum values, and different mean values. This makes comparisons and aggregation across indicators difficult. Hence, the indicators must be normalized to enable aggregation. The normalized indicator value has been arrived at using a distance function. The distance function is most commonly used in construction of composite indices. The indicator value of variable x, state i is computed as,

$$d(x_i) = \frac{(Actual\ x_i - Min\ x)}{(Max\ x - Min\ x)}$$

where Min x is the minimum value of x and Max x is the maximum value of x observed among all the States.

For example, if per capita SFC fund for DP for a State is 2.01, the maximum value of the said indicator for the tier is 1472 and minimum is zero; then the normalised indicator value for the indicator per capita award for DP for the State is equal to  $\frac{2.01-0}{1472-0} = 0.0014$

#### 2.3.5. Aggregation

##### 1. The dimension/ component indices

As described earlier, the Devolution Index DPi consists of two dimensions. The dimension operational core of decentralisation has four components viz., Transfer of functions, Transfer of functionaries, Transfer of finances and Autonomy. The dimension support systems for decentralisation has three components viz., Capacity building, operationalising constitutional mechanisms and systems of accountability and transparency. The Devolution indices DPo and DPr consist of four components, Devolution of Functions, Functionaries, Finances and IGT (Infrastructure, Governance and Transparency). Each of these component indices are disaggregated for the three tiers of the Panchayats.

##### 2. The Tier-wise Component indices

For the improved index, the Tier-wise Component Index for component k and tier j can be denoted as,

$$D_{kj} = \frac{\sum_i W_i d_{ij}}{\sum W_i}, \forall\ all\ di \in\ Component\ k$$

Where,  $W_i$  is the weightages for the indicators concerned.

For the normal index, the Tier-wise Component Index for component k and tier j can be denoted as,

$$D_{kj} = \frac{1}{n} \sum_i d_{ij}, \forall \text{ all } d_i \in \text{Component } k$$

Where,  $d_{ij}$  is the  $i^{\text{th}}$  indicator for  $j^{\text{th}}$  tier in component  $k$ , and  $n$  is the total number of indicators in component  $k$ .

Thus, each indicator gets equal weight in the component index.

For example, the Tier-wise Component Index (calculated for the Composite Index on Policy) for GP, for the component 'functions' would be computed from the normalised values of the two indicators under that component as mentioned in Table 2.3, as follows.

Component Index for functions =

$$\frac{\text{Normalised Value of indicator 1} + \text{Normalised Value of indicator 2}}{2}$$

### 3. The Component -wise Aggregate indices

For the improved index, the Component-wise Aggregate Index for component  $k$  is,

$$D_k = \frac{\sum_j W_j D_{kj}}{\sum W_j}$$

Where  $W_j$  is the weightage for the tier concerned.

For the normal index, the Component-wise Aggregate Index for component  $k$  is,

$$D_k = \frac{1}{3} \sum_j D_{kj}$$

Each tier gets equal weight in the aggregate component index.

Adjustments in the formula are made in the component index for three States which do not follow the three-tier structure. Jammu & Kashmir has only gram panchayats, hence the GP component index and the component wise aggregate index is the same for the State. Daman Diu, Dadra Nagar Haveli, Goa, Lakshadweep, Manipur and Sikkim have only two tiers; they do not have block panchayats. Thus for these two States, the component index for component  $k$  is,

$$D_k = \frac{1}{2} \sum_j D_{kj}$$

### 4. The tier-wise Aggregate indices

For the improved index, the tier-wise Aggregate Index for tier  $j$  is,

$$I_j = \frac{\sum_k W_k D_{kj}}{\sum W_k}$$

For the normal index, the tier-wise Aggregate Index for tier  $j$  is,

$$I_j = \frac{1}{4} \sum_k D_{kj}$$

Thus, each component  $k$  has equal weight in the tier-wise Aggregate Index.

### 5. The Composite Devolution Index

For the improved index, the Composite Devolution Index for all tiers is,

$$I = \frac{\sum_j W_j I_j}{\sum W_j}$$

For the normal index, the Tier-wise Aggregate Index for tier j is,

$$I = \frac{1}{3} \sum_j I_j$$

Adjustments in the formula are made for States that do not follow the three tier system. The construction of the Index as outlined above is pictorially depicted in Figure 2.3.

## **2.4. Aggregate Ranking of States in Devolution of powers and responsibilities to panchayats**

### **2.4.1. Improved Index**

As mentioned earlier, the index of devolution in policy uses data collected from the State level departments of Panchayati Raj. The indicators used reflect the state governments' policy commitment to devolve responsibilities and resources to the panchayats. Thus the indicators includes the functions, functionaries and finances officially allocated to the panchayats, their autonomy and the mechanisms for capacity building of functionaries, status of constitutional support systems created in the state and infrastructure and governance structures created for the smooth functioning of Panchayat operations.

According to the Improved Composite Index constructed (see Table 2.5), Kerala, Tamilnadu, Maharashtra, Karnataka, Haryana and Gujarat are the better performers. Jammu and Kashmir, Uttar Pradesh, Punjab and Jharkhand are the low performing States. Among Union Territories, Andaman Nicobar Islands and Lakshadweep are better performers whereas Puducherry and Dadra and Nagar Haveli are poor performers. The working sheets are provided as Annexe 6.

An examination of the dimensional indices shows that some of the better performing States perform better in the dimension 'Supporting System for Devolution' also along with the dimension 'Operational core of Decentralisation'. There is a variation however in the case of Tamilnadu and Gujarat. Low performing States also perform poorly in both the dimensions; Punjab being an exception.

The rank correlation co-efficient covering the dimensional and aggregate indices shows strong positive correlation between the operational core of decentralisation and support systems for devolution. (See Table 2.6) This implies that States performing well in one dimension, performs well in other as well.

### **2.4.2. Index of Devolution in Policy**

According to the Composite index (see Table 2.7) constructed Kerala, Karnataka, Maharashtra, Tamilnadu and Telangana are the better performers. Arunachal Pradesh, Bihar, Jammu and Kashmir, Punjab, Goa, Uttar Pradesh and Jharkhand are the low performing States. Among Union Territories Andaman Nicobar, Daman & Diu and Lakshadweep are the better performers whereas Puducherry is a low performer. The working sheets are provided at Annexe 7. An examination of the component indices shows that the low performance States perform poorly in some of the four dimensions. However there are some variations in performance across the better performing and poorer performing States.



The better performing states in terms of devolution of functions are Karnataka, Kerala and Rajasthan. In transfer of functionaries the better performers are Kerala, Maharashtra and Madhya Pradesh. (The figure for Jammu and Kashmir is an average for the only tier at the GP.) In finances Kerala, Karnataka, Tamilnadu are among the lead performers.

In terms of infrastructure, governance and transparency, Karnataka, Kerala, Maharashtra, Tamilnadu and Sikkim are the top performers. The Panchayat administrative systems (buildings, staff, systems of record keeping, accounting and dissemination of information) are already established and institutionalized in these States and this is reflected in the index.

There is strong positive correlation between the functions index and the other component indices except functionaries (Table 2.8). Similarly, functionaries have a strong correlation with finances. There is a weak correlation between functionaries and IGT.

### **2.4.3. Index of devolution in practice**

The index of devolution in practice allows us to analyse the actual devolution happening in the field and validate the data obtained from the State governments. The indicators chosen also reflected on actual control of panchayats over transferred institutions, functions, functionaries, financial autonomy and utilization of development funds and the status of infrastructure and administrative systems in place. However, it is pointed out at the very outset that the sample of panchayats selected for field verification was small.

Table 2.9 provides the ranking of States by the index of development in practice. Kerala stands out as the top performing State even in this index. Maharashtra, Gujarat, Sikkim and West Bengal occupy the top positions following Kerala. Goa, Arunachal Pradesh, Manipur and Assam are among the low performing States. The working sheets are provided at Annexe 8.

Some States such as Himachal Pradesh, Bihar, Gujarat, Jharkhand, West Bengal, Uthar Pradesh and Rajasthan that have performed poorly or moderately poor in the DPo index have improved their performance in DPr index. See Figure 2.4.

On the other extreme, some moderate to good performing States in DPo, such as Goa, Tamilnadu, Haryana, Odisha, Uttarakhand, Andhra Pradesh and Assam show moderate to poor performance in the DPr index. There is a fall in the DPr rankings of these States in some of the components. This might reflect actual problems of panchayat administration in these States.

## **2.5. Comparison of rankings across tiers**

### **2.5.1. Improved index**

Table 2.10 shows the tier wise ranking of states in the improved index. The district, block and gram panchayat ranks are shown. The last column shows the difference in ranks between DP and GP in each state. A negative difference implies that the state has performed relatively better in the devolution to DP compared to Devolution to the GP. A positive difference implies the opposite. Kerala ranks top in devolution to GP followed by Tamilnadu, Maharashtra, Haryana and Karnataka. At the DP level Kerala ranks at the top followed by Maharashtra, Karnataka, Gujarat and Uttarkhand. Rank differences are large in Uttarkhand, Rajasthan, Assam and Gujarat where devolution to GP is much behind the State's performance at the DP level. At the other end Haryana, Tripura and Tamilnadu

are states where GP performs better than DP. In most other states the difference between the DP and GP ranks is less than 4.

### **2.5.2. Index of Devolution in Policy**

Table 2.11 shows the ranking of states in the tier-wise DPo index. Kerala ranks top in devolution to the GP level, followed by Karnataka, Tamilnadu, Maharashtra and West Bengal. At the DP level Kerala ranks at the top with Karnataka, Maharashtra, Telangana and Tamilnadu. Rank differences are large in Uttar Pradesh, Manipur, Punjab, Bihar and Rajasthan where devolution to GP is much behind the State's performance at the DP level. At the other end, Himachal Pradesh, Madhya Pradesh, Tripura and Jharkhand where the GP performs better than the DP could be seen. In most other States the ranks difference between then DP and GP is less than 4.

### **2.5.3. Index of Devolution in Practice**

The pattern of variations in the DPp index is shown in Tables 2.12. Jharkhand, Chhattisgarh, Gujarat are the states where devolution in GP is far behind the DP rank. At the other extreme Tamilnadu, Sikkim, Himachal Pradesh and Odisha are the states where the GP level is better than the DP level.

### **2.5.4. Index of Devolution in Policy adjusted against Practice**

The Normal Index or aggregate index of devolution in policy adjusted against practice (DPa) in Table 2.13, takes into account not only the achievements of each State on functions, functionaries, finances and IGT as reproduced in the State datasets, but also how these achievements are actually reflected in sample PRIs in the field by fine tuning the value of each dimensions in policy with its equivalent in practice. The dimensions of the adjusted index are computed by taking the arithmetic mean of the respective indices of the devolution in policy and the devolution in practice.

In the adjusted index also Kerala remains at the top. Karnataka is ranked second followed by Maharashtra, Tamilnadu and West Bengal. At the other extreme Arunachal Pradesh is at the bottom with Goa, Manipur, Punjab and Jammu and Kashmir are the low performers in order. The States which improve their performance in the adjusted index in comparison with the policy index are Bihar, Uttar Pradesh, Jammu and Kashmir, Rajasthan and Jharkhand. The States which lose out on their performance in the adjusted index in comparison with Policy index are Odisha, Goa, Assam, Telangana and Tamilnadu.

Three composite indices have been constructed to assess the status of effective devolution of powers and responsibilities to panchayats. The improved index is based on a model with a strong conceptual foundation. The index is richer empirically and captures nuances of the devolution in the states much sharper. The normal index has been fine-tuned based on the field reality in small sample of PRIs. Kerala is the top performer in both the indices. Tamilnadu, Maharashtra and Karnataka are among the better performers. Jammu and Kashmir, Manipur, Punjab are among the lower performers in both the indices. Comparison of the improved index and normal index Kerala is the top performer in both indices. The variation in ranks across groups of states is show in figures 2.5 (a) to 2.5(e). Arunachal Pradesh, Odisha, Chhattisgarh, Goa, Uttarkhand, Himachal Pradesh and Assam etc. have better position in the improved index. On the other extreme

states like Jharkhand, Tripura, West Bengal lose out on the improved index against their normal index positions.

#### **2.5.5. Improved Index adjusted against Practice**

An improved index of devolution in practice could not be constructed this year since the field schedules could not accommodate equivalent indicators at the three tiers in accordance with the conceptual model finalised using Delphi at the state level. For the sake of ranking of the States, a notional index is constructed combining the improved index of policy constructed using Delphi and Index of Devolution in Practice. The index is notional since the variables in the Index of Devolution in Practice cannot be treated as an exact verification of the Delphi policy value. Citing this limitation the ranking of States is provided in Table 2.14.

As could be seen from the table, Kerala, Maharashtra and Karnataka are at the top whereas Goa and Arunachal Pradesh being the low performers. Andaman and Nicobar and Lakshadweep are on the top in the Index among Union Territories and Puducherry is the low performer.

#### **2.6. Incremental Index**

The Cumulative Index had been focusing comparing the aggregate status of transfer of powers and resources to Local Government Institutions in various states and union territories right from the constitutional amendment. This provides opportunities for only the front-runner states to highlight their achievements leaving out the laggard states. It was therefore decided to work out an incremental index, which focuses on highlighting short-term initiatives undertaken by various states during 2012-13, 2013-14 and 2014-15.

##### **2.6.1. Components/ Dimensions of the incremental index**

The construction of the incremental index was sought to be done based on the scheme in table 2.14 covering five dimensions/components and fourteen indicators. The five dimensions/components include additional functions transferred, additional functionaries transferred, the additional fiscal entitlements, enhanced capacities of PRIs, improved systems for accountability and transparency.

##### **2.6.2. Construction of the Index**

After considering the coverage of data available across all the states the indicators corresponding to two of the dimensions viz. additional functions and increase in functionaries had to be dropped. The index construction was therefore confined to the three dimensions viz. Enhanced capacities of PRIs, Additional Fiscal Entitlements and Improvements in accountability and transparency and the eleven indicators constituting them as described in the table 2.14

Growth Rates for each one of the above indicators for 2013-14, 2014-15 were calculated. For each of the Indicators values were arrived based on these growth rates using Borda Ranking. Through simple average of the indicator values component Indices and finally the aggregate index for each tier was arrived at. Once the tier wise indices are worked out in this manner an across tier aggregation was done to arrive at the final incremental ranking. The weakness of this index was that meaningful data on aspects of transfer of functions and functionaries could not be covered in the index since meaningful and consistent data could not be obtained across all states on these indicators. Therefore the

replication of the process of incremental devolution in the status was limited to fiscal entitlements and aspects of capacity building and improvements in governance and transparency.

At the onset aspects of GPDP was not included in the index calculation first off all since GPDP was initiated in 2016 only and further since the response from states on points raised on GPDP in the state questionnaire was very limited. MoPR made meanwhile made available the copies of the guidelines issued till December 2016 in twenty-two states. A qualitative assessment of these guidelines was done based on ten aspects- (i) Innovativeness and detailing of Environment Creation (ii) buy in of the bureaucracy and polity for the GPDP programme as such reflected in their proposed involvement in support systems created within the state (iii) extent of training of functionaries (iv) detailing of Participatory Planning Process (v) detailing of resource envelope (vi) scope of convergence envisaged (vii) simplicity of the process of financial approval of local plan, (viii) simplicity of the process of technical approval for the local plan (ix) the detailing of the Rollout strategy (x) date of issue of guidelines and n indicator for the quality of the GPDP guideline was worked out based on this. The incremental index prepared earlier was adjusted for comprehensiveness of the GPDP guidelines and a modified index arrived at. This initial index was used for shortlisting of thirteen states and two union territories.

### **2.6.3. Ranking of states based on the incremental index for 2012-15**

The final ranking of states and UTs was done by a national expert panel constituted by the ministry giving 50% weightage to the qualitative assessment (QA) of the short term achievements in decentralisation during 2012-15 based on the presentations before the panel by the states and 50% for the initial ranking done by TISS (Initial Index). The overall ranking of states arrived at by the national panel is provided in table 2.15. The QA ranking by the expert panel was converted into Borda score and combined with the Borda score of TISS ranking to arrive at the final rankings. An extract of the salient points covered in the presentations of various states on their achievements during 2012-15 is provided at Annexe 9.

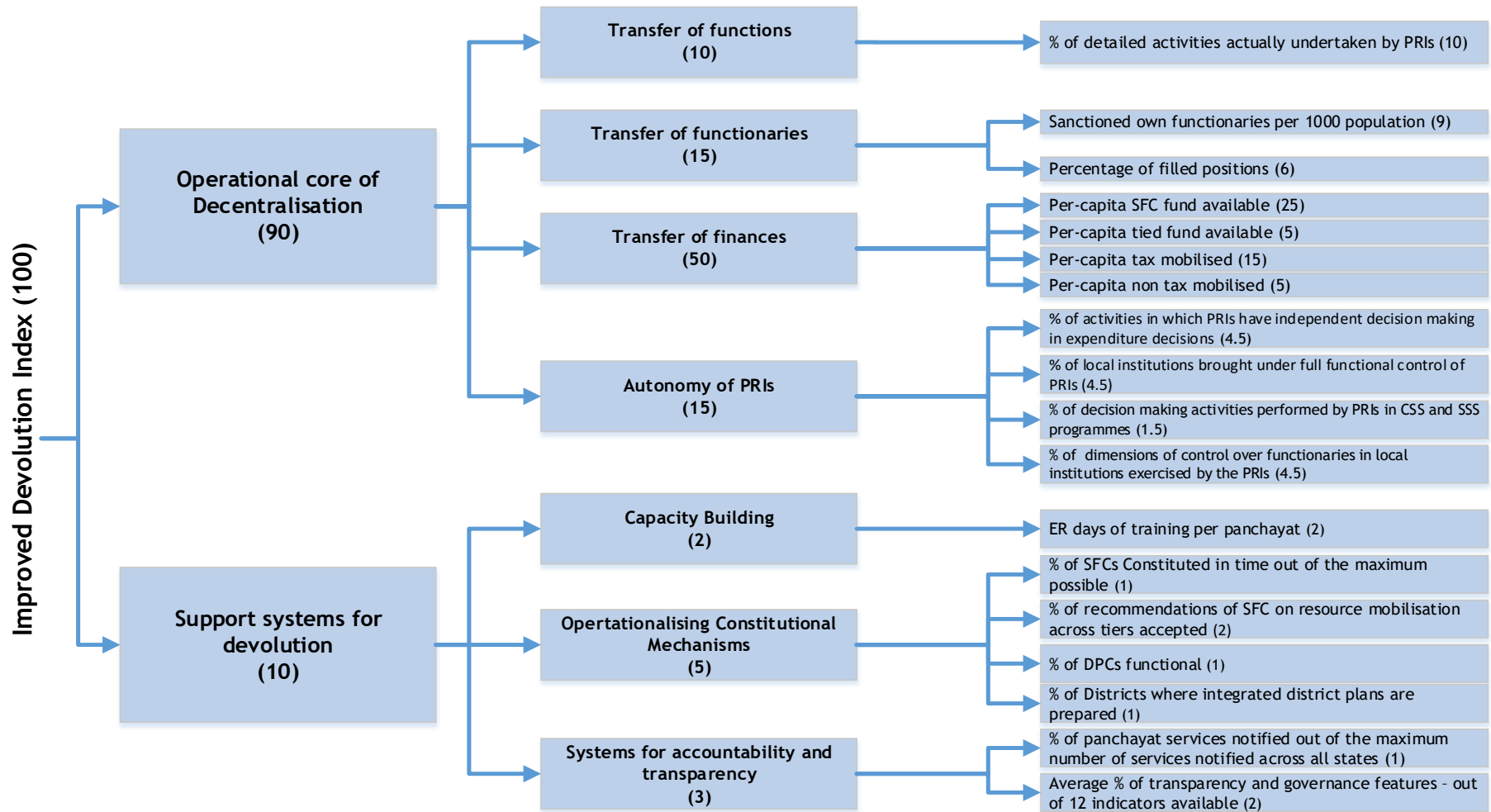
The effort to construct an incremental index on devolution was marred severely by inadequacies in data. However broad contours of the index and an overall methodology has been worked out. The qualitative assessment undertaken by the national expert committee threw up some interesting innovations in bottom up planning in providing basic services including sanitation and in own resource mobilisation. The top performers were Andhra Pradesh (Rank 1), Sikkim (Rank 2) and Odisha (Rank 3).

**Table 2.1**

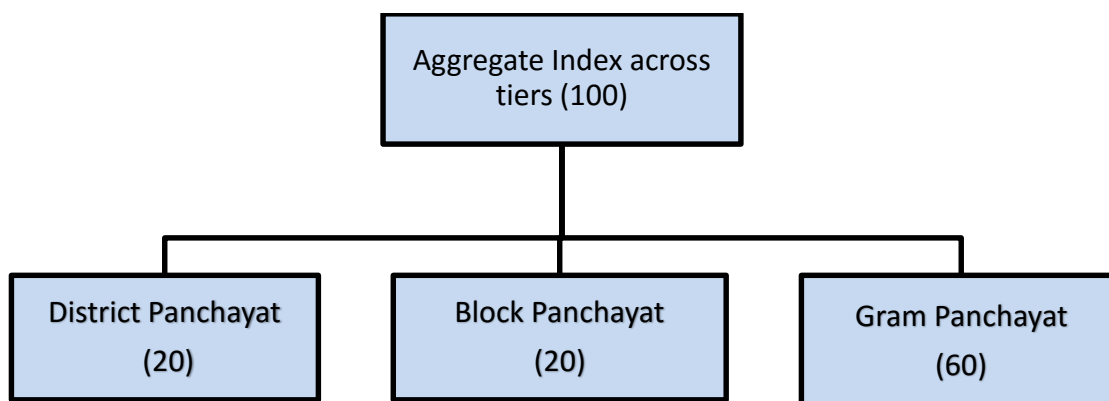
**Delphi Consultations for Conceptual model of Devolution Index**

<p><b>Round 1</b> National Consultative Group Secretariat at Delhi</p>	<p>Design of Index covering components and dimensions</p>	<p>The facilitators initial design consisted of seven dimensions viz.,</p> <ol style="list-style-type: none"> <li>i. Enabling Environment to Devolution (Reservation; Elections; State Election Commission; SFC transfer and own resource entitlements; District Planning Committee and systems for integrated multilevel planning)</li> <li>ii. Transfer of functions (Aspects of subsidiarity of functions and role clarity; Aspects of PRI involvement with institutions and schemes; inter-tier PRI relation and their working together)</li> <li>iii. Transfer of functionaries (Functionaries under the local government and levels of control, other functionaries available and relationships with PRIs, Capacity building with PRIs)</li> <li>iv. Transfer of finances (Untied funds, convergence of resources, expenditure)</li> <li>v. Systems for accountability and transparency (Systems for upward accountability, systems for downward accountability, systems for transparency)</li> <li>vi. Systems for governance (infrastructure for local governance, management systems for local governance, ICT systems for governance)</li> <li>vii. Strategic management framework (Baseline assessment and visioning; strategic plan; external environment and change management; mechanism for measurement and systems for monitoring)</li> </ol> <p>Following the consultations at the National Consultative Group Secretariat, a two dimensional model emerged as follows, with components as indicated below:</p> <ol style="list-style-type: none"> <li>1) Operational core of Decentralisation             <ol style="list-style-type: none"> <li>a. Transfer of functions</li> <li>b. Functionaries actually transferred</li> <li>c. Transfer of finances</li> <li>d. Autonomy</li> </ol> </li> <li>2) Support systems for operationalising Devolution             <ol style="list-style-type: none"> <li>a. Strategic Management framework</li> <li>b. Constitutional Mechanism</li> <li>c. Systems for accountability and transparency</li> <li>d. Systems for governance</li> </ol> </li> </ol>
<p><b>Round 2</b> Full round of Delphi covering the National Panel</p>	<p>Detailed design of index covering components, dimensions and indicator.</p>	<p>The design circulated to the 44 member Delphi panel at this stage involved, 2 dimensions, 8 components and 162 indicators. Consensus opinion was obtained on 2 dimensions, 8 components and 55 indicators.</p>
<p><b>Round 3</b> National Consultative Group deliberations at NIRD, Hyderabad</p>	<p>Complete design including weightages.</p>	<p>Two new indicators were added and a design comprising of 2 dimensions, 7 components and 18 indicators finalised; Based on the consultations a conceptual model as provided in Figure 2.1 and Figure 2.2 was finalised.</p>

**Figure 2.1**  
**Conceptual Model for Improved Index - Thematic Integration**



**Figure 2.2**  
**Conceptual Model for Improved Index - Tier wise Integration**



**Table 2.2**  
**Indicators in the improved index of devolution**

Components/Dimensions		Indicators	Weight age
Operational core of Decentralisation (90)	• Transfer of Functions (10)	• % of detailed activities actually undertaken by PRIs	10
	• Transfer of Functionaries (15)	• Sanctioned own functionaries per 1000 population	9
		• Percentage of filled positions	6
	• Transfer of Finances (50)	• Per-capita SFC fund available	25
• Per-capita tied fund available		5	
• Autonomy of PRIs (15)	• Per-capita tax mobilised	15	
	• Per-capita non-tax mobilised	5	
	• % of local institutions brought under full functional control of PRIs	6.43	
Support systems for devolution (10)	• Capacity Building (2)	• % of decision making activities performed by PRIs in CSS and SSS programmes	2.14
		• % of dimensions of control over functionaries in local institutions exercised by the PRIs	6.43
	• Operationalising Constitutional Mechanisms (5)	• ER days of training per panchayat	2
		• % of SFCs Constituted in time out of the maximum possible	1
• Systems for accountability and transparency (3)	• % of recommendations of SFC on resource mobilisation across tiers accepted	2	
	• % of DPCs functional	1	
	• % of Districts where integrated district plans are prepared	1	
	• % of panchayat services notified out of the maximum number of services notified across all states.	1	
	• Average % of transparency and governance features - out of 12 indicators available.	2	

**Table 2.3**  
**Indicators in the index of devolution in policy**

Components/Dimensions		Indicators
Devolution of functions		<ul style="list-style-type: none"> <li>• % of detailed functions transferred<sup>4</sup></li> <li>• % of institutions transferred coming under SFC and LFC</li> </ul>
Transfer of functionaries		<ul style="list-style-type: none"> <li>• Number of functionaries (own + transferred) per 1000 population</li> <li>• % of techno-professional functionaries in the functionaries own and transferred</li> <li>• % of positions filled to sanctioned strength</li> </ul>
Devolution of finances		<ul style="list-style-type: none"> <li>• Per capita SFC fund available.</li> <li>• Per capita NFC fund available.</li> <li>• % of Panchayats audited.</li> </ul>
Infrastructure, Governance and transparency	Infrastructure	<ul style="list-style-type: none"> <li>• % of panchayats with rooms, computers, and internet</li> </ul>
	Transparency	<ul style="list-style-type: none"> <li>• % of panchayats that publish accounts ,budget documents, accounts statement, audited accounts and annual performance online</li> </ul>

**Table 2.4**  
**Indicators in the index of devolution in practice**

Components/ Dimensions	Indicators from field data
Devolution of functions <sup>5</sup>	<ul style="list-style-type: none"> <li>• % of institutions (under Substantive Functional Control and Limited Functional Control) actually transferred;</li> <li>• % of activities undertaken by the transferred; Institutions actually managed by PRI in 2014-15;</li> <li>• % of activities (other than those concerning transferred institutions) undertaken by PRI in 2014-15.</li> </ul>
Transfer of functionaries	<ul style="list-style-type: none"> <li>• Functionaries per 1000 population;</li> <li>• % of dimensions of control<sup>6</sup>;</li> <li>• % of filled positions to sanctioned positions.</li> </ul>
Devolution of finances	<ul style="list-style-type: none"> <li>• Per capita development expenditure;</li> </ul>

<sup>4</sup> An exhaustive and detailed list of functions was provided (See questionnaire and codes used in Annexe 2). States were allowed to make new additions to the list. The percentage calculated is the total number of functions/activities reported by the State government as a percentage of maximum number of functions/activities reported.

<sup>5</sup> A comprehensive list of institutions and activities was provided to the States. This list was constructed using the constitutional mandate as the reference point. The state governments had to select from the list the institutions and activities that was transferred to PRIs in the respective States. The percentage used in construction of the index is the number of institutions, activities reported as transferred by the State as percentage of maximum number of institutions and activities in the code list.

<sup>6</sup> A list of codes on the dimensions of control was provided to the States. The dimensions of control were classified as leave, transfer, functional control and disciplinary control. The percentage arrived here is the weighted average of the number of functionaries and the levels of control as percentage of the maximum value possible for the set of functionaries. i.e.,

$$\frac{100 \sum (f_i c_i)}{4 \sum f_i}$$



Components/ Dimensions		Indicators from field data
		<ul style="list-style-type: none"> <li>Share of SFC and CFC fund in total fund available;</li> <li>Own source revenue as % of total revenue;</li> <li>Total expenditure as % of total revenue;</li> <li>Accountability including upkeep of accounts computerised accounting, approval of accounts, auxiliary audit, concurrent audit and performance audit.</li> </ul>
Infrastructure, Governance and transparency	Infrastructure	<ul style="list-style-type: none"> <li>% of amenities (out of 9) available at panchayat office.</li> </ul>
	Governance and Transparency	<ul style="list-style-type: none"> <li>Covers measures of Governance including registers managed, minutes books maintained, electronic records systems established, mechanisms for certification of project records etc.</li> <li>Systems for transparency include existence of websites, beneficiary records mandatory disclosure on accounts statements, social audit and other systems of mandatory disclosure.</li> </ul>

**Table 2.5**  
**Ranking of States in the dimension and aggregate indices of Improved Index of Devolution in Policy**

Name of Federal Unit	Operational Core of Decentralisation	Support Systems for Devolution	Aggregate Improved Index -DPi
Kerala	1	1	1
Tamil Nadu	2	4	2
Maharashtra	3	2	2
Karnataka	4	3	3
Haryana	5	3	4
Gujarat	6	8	5
Sikkim	7	3	6
Telangana	7	5	7
Andhra Pradesh	8	7	8
Uttarakhand	10	6	9
West Bengal	10	9	9
Odisha	11	4	9
Madhya Pradesh	9	12	9
Rajasthan	11	3	9
Chhattisgarh	12	4	10
Himachal Pradesh	12	9	10
Assam	13	10	11
Tripura	14	9	12
Bihar	15	10	13
Arunachal Pradesh	15	15	13
Goa	14	16	13
Manipur	15	14	13

Name of Federal Unit	Operational Core of Decentralisation	Support Systems for Devolution	Aggregate Improved Index -DPi
Jharkhand	16	11	14
Punjab	17	8	14
Uttar Pradesh	16	13	14
Jammu and Kashmir	17	17	15
Andaman And Nicobar Islands	1	1	1
Lakshadweep	2	2	2
Daman and Diu	2	3	3
Chandigarh	3	4	3
Puducherry	4	5	4
Dadra and Nagar Haveli	5	6	5

**Table 2.6**  
Rank Correlation Co-efficient covering the dimension

	Operational Core of Decentralisation	Support Systems for Devolution	Aggregate Improved Index -DPi
Operational Core of Decentralisation	1		
Support Systems for Devolution	0.80	1	
Aggregate Improved Index -DPi	0.99	0.84	1

**Table 2.7**  
Ranking of States in the component and aggregate indices of Devolution in Policy

Name of Federal Unit	Functions Rank	Functionaries Rank	Finances Rank	IGT Rank	Aggregate DPo
Kerala	2	1	1	2	1
Karnataka	1	9	2	1	2
Maharashtra	5	2	5	3	3
Tamil Nadu	7	5	3	3	4
Telangana	6	12	4	6	5
Sikkim	11	7	7	7	6
West Bengal	9	13	8	5	7
Odisha	13	12	6	10	8
Tripura	8	13	13	6	9
Gujarat	4	8	12	13	10

Name of Federal Unit	Functions Rank	Functionaries Rank	Finances Rank	IGT Rank	Aggregate DPO
Haryana	13	18	11	4	11
Rajasthan	3	16	16	16	11
Uttarakhand	16	11	9	12	12
Madhya Pradesh	13	3	12	15	12
Andhra Pradesh	10	10	16	9	13
Assam	12	17	15	8	14
Himachal Pradesh	16	4	14	18	15
Manipur	16	9	10	19	15
Chhattisgarh	16	8	16	14	16
Jharkhand	14	14	16	11	17
Uttar Pradesh	13	6	16	17	17
Goa	16	12	16	13	17
Punjab	15	15	16	13	18
Jammu and Kashmir	16	3	16	21	19
Bihar	15	15	16	20	20
Arunachal Pradesh	16	6	16	22	21
Andaman And Nicobar Islands	2	2	1	5	1
Daman and Diu	3	1	2	1	1
Lakshadweep	1	3	2	1	1
Chandigarh	3	4	2	3	2
Dadra and Nagar Haveli	3	5	2	2	3
Puducherry	2	6	2	4	4

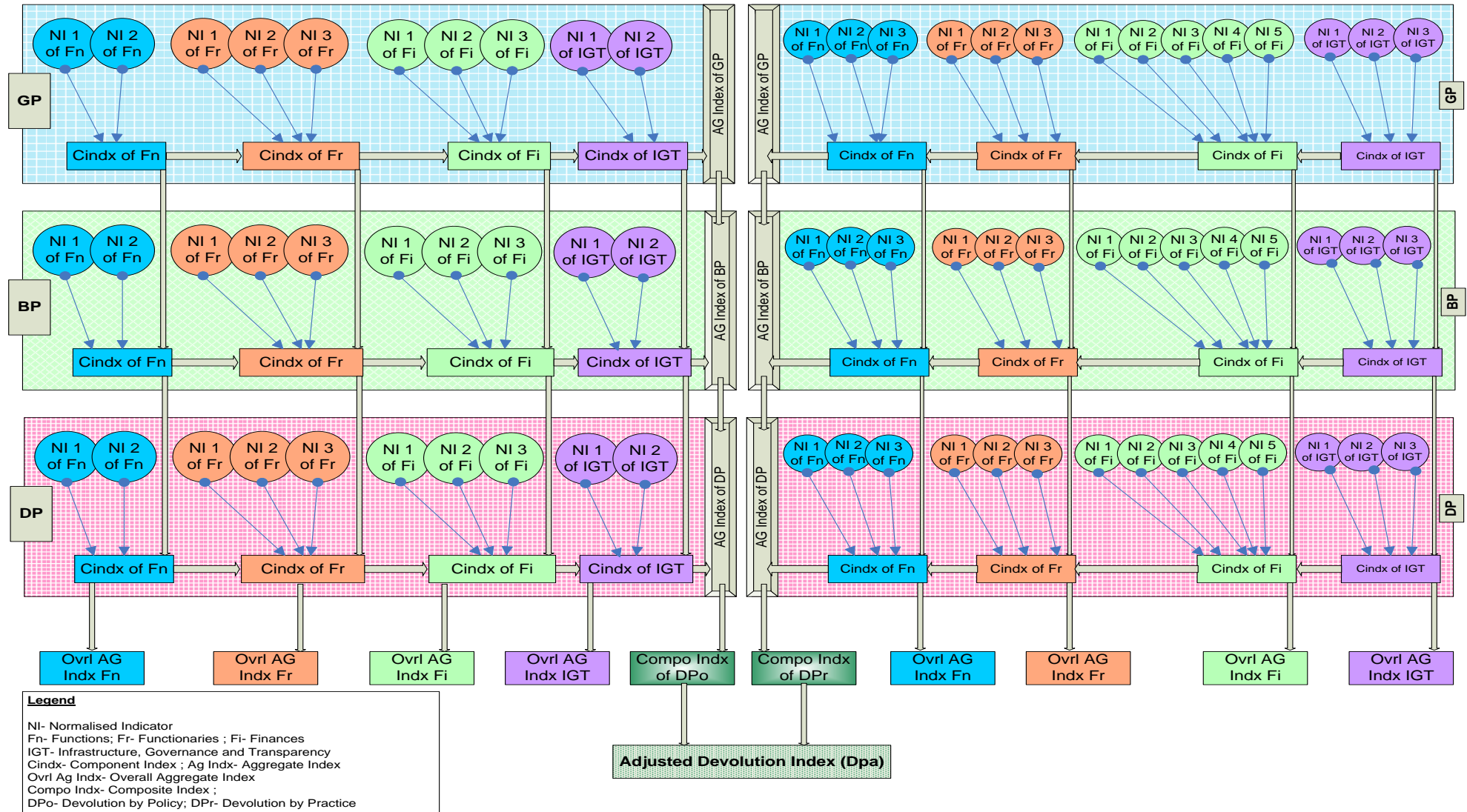
**Table 2.8**  
**Rank Correlation Co-efficient components and Aggregate Indices**

	Functions	Functionaries	Finances	IGTRank	Aggregate DPO
<b>Functions</b>	1				
<b>Functionaries</b>	0.37	1			
<b>Finances</b>	0.76	0.51	1		
<b>IGT</b>	0.76	0.2	0.80	1	
<b>Aggregate DPO</b>	0.88	0.45	0.94	0.89	1

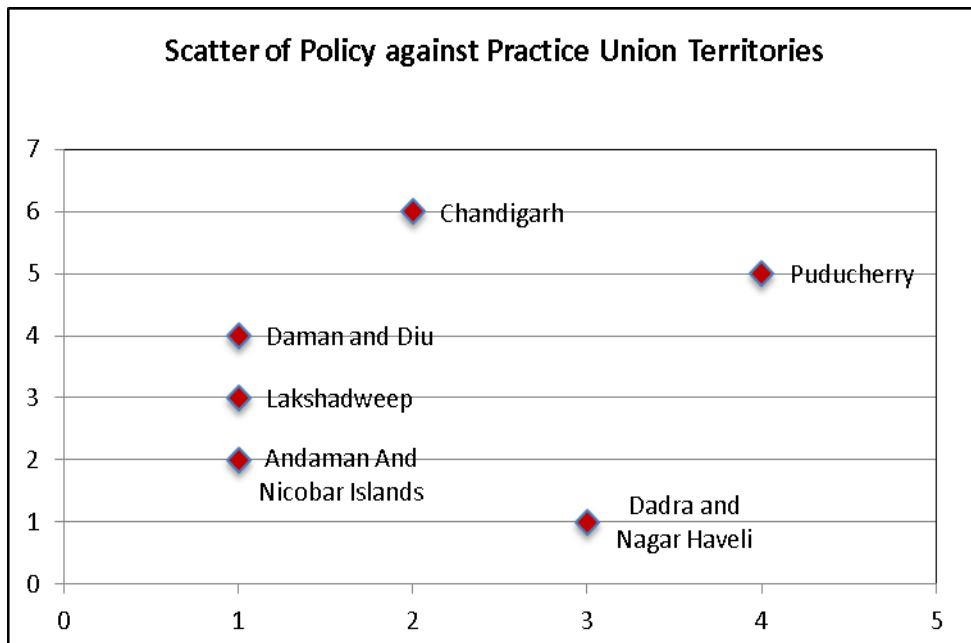
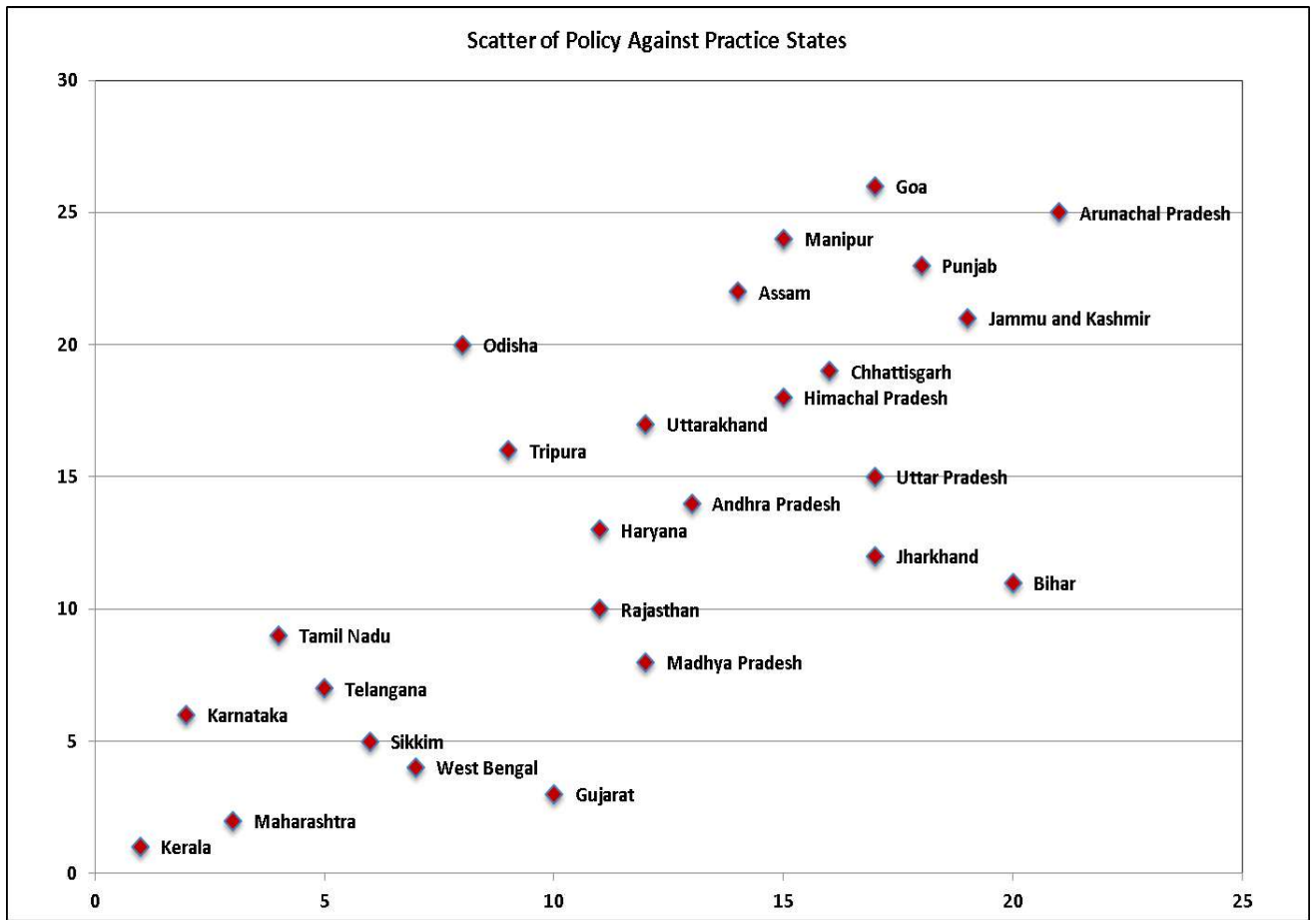
**Table 2.9**  
**Ranking of States in the component and aggregate indices of**  
**Devolution in Practice**

Name of Federal Unit	Functions Rank	Functionaries Rank	Finances Rank	IGT Rank	Aggregate Rank - DPr
Kerala	1	1	2	1	1
Maharashtra	3	4	5	5	2
Gujarat	2	9	5	4	3
Sikkim	4	2	7	6	4
Karnataka	9	10	2	3	5
West Bengal	6	14	4	2	5
Telangana	8	2	5	8	6
Madhya Pradesh	5	8	4	10	7
Bihar	6	4	4	16	8
Punjab	17	15	15	20	8
Tamil Nadu	11	3	2	9	9
Rajasthan	6	7	8	11	9
Jharkhand	7	6	10	12	10
Haryana	10	11	1	13	10
Andhra Pradesh	8	11	6	16	11
Uttar Pradesh	8	11	3	18	11
Uttarakhand	12	5	11	18	12
Tripura	14	7	7	7	12
Chhattisgarh	13	13	6	13	13
Himachal Pradesh	16	8	11	8	14
Odisha	14	12	13	15	15
Jammu and Kashmir	18	5	9	19	16
Assam	15	15	12	17	17
Manipur	18	9	16	21	19
Arunachal Pradesh	18	16	14	22	20
Goa	18	17	17	22	21
Dadra and Nagar Haveli	2	2	1	2	1
Andaman And Nicobar Islands	3	1	4	1	2
Lakshadweep	1	2	2	3	2
Daman and Diu	4	4	3	4	3
Puducherry	4	3	6	5	4
Chandigarh	5	2	5	6	5

Figure 2.3  
Pictorially depiction of Construction of the Normal Index



**Figure 2.4**  
**Comparison of ranking of States according to DPo index and DPr index**



**Table 2.10**  
**Ranking of States in the tier wise Improved Index**

Name of Federal Unit	GP Rank	BP Rank	DP Rank	Overall Rank	DP Rank-GP Rank
Uttarakhand	10	7	5	9	-5
Rajasthan	11	10	7	9	-4
Gujarat	7	5	4	5	-3
Assam	13	7	10	11	-3
Manipur	14	NA	11	13	-3
Uttar Pradesh	16	10	13	14	-3
Karnataka	5	4	3	3	-2
Maharashtra	3	3	2	2	-1
Arunachal Pradesh	13	9	12	13	-1
Punjab	14	11	13	14	-1
Kerala	1	1	1	1	0
West Bengal	9	7	9	9	0
Bihar	12	11	12	13	0
Telangana	7	6	8	7	1
Chhattisgarh	9	9	10	10	1
Goa	12	NA	13	13	1
Jharkhand	14	12	15	14	1
Sikkim	6	NA	8	6	2
Andhra Pradesh	6	8	9	8	3
Madhya Pradesh	8	9	11	9	3
Odisha	8	10	11	9	3
Himachal Pradesh	9	9	12	10	3
Tamil Nadu	2	2	6	2	4
Tripura	10	11	14	12	4
Haryana	4	10	13	4	9
Jammu and Kashmir	15	NA	NA	15	NA
Daman and Diu	4	NA	1	3	-3
Lakshadweep	3	NA	2	2	-1
Dadra and Nagar Haveli	5	NA	4	5	-1
Andaman And Nicobar Islands	1	1	1	1	0
Chandigarh	2	2	3	3	1
Puducherry	5	3	NA	4	NA

**Table 2.11**  
**Ranking of States in the tier wise Policy Index**

Name of Federal Unit	GP Rank	BP Rank	DP Rank	Policy Rank	DPRank-GPRank
Uttar Pradesh	19	16	11	18	-8
Punjab	20	15	14	19	-6
Manipur	17	NA	13	16	-4
Rajasthan	17	11	13	12	-4
Bihar	21	18	17	21	-4
Telangana	7	5	4	5	-3
Uttarakhand	11	11	8	13	-3
Andhra Pradesh	13	11	10	14	-3
Assam	15	13	12	15	-3
Arunachal Pradesh	22	17	20	22	-2
Maharashtra	4	4	3	3	-1
Gujarat	10	12	9	10	-1
Kerala	1	2	1	1	0
Karnataka	2	1	2	2	0
Haryana	9	10	9	11	0
Chhattisgarh	15	14	15	17	0
Goa	16	NA	16	18	0
West Bengal	5	6	6	7	1
Sikkim	6	NA	7	6	1
Tamil Nadu	3	3	5	4	2
Odisha	5	7	9	8	4
Jharkhand	14	13	18	18	4
Tripura	7	8	13	9	6
Madhya Pradesh	8	15	14	13	6
Himachal Pradesh	12	9	19	16	7
Jammu and Kashmir	18	NA	NA	20	NA
Andaman And Nicobar Islands	1	2	1	1	0
Daman and Diu	1	NA	2	1	1
Lakshadweep	2	NA	3	1	1
Chandigarh	3	1	4	2	1
Dadra and Nagar Haveli	4	NA	5	3	1
Puducherry	5	3	NA	4	NA



**Table 2.12**  
**Ranking of States in the tier wise Practice Index**

Name of Federal Unit	GP Rank	BP Rank	DP Rank	Overall Rank	DP Rank-GP Rank
Jharkhand	13	11	4	10	-9
Chhattisgarh	19	17	12	13	-7
Assam	20	19	16	17	-4
Manipur	21	NA	17	19	-4
Uttarakhand	14	16	11	12	-3
Gujarat	4	4	2	3	-2
Uttar Pradesh	10	14	8	11	-2
Haryana	11	8	9	10	-2
Tripura	16	6	14	12	-2
Arunachal Pradesh	22	21	20	20	-2
Goa	23	NA	21	21	-2
West Bengal	6	5	5	5	-1
Bihar	7	13	6	8	-1
Madhya Pradesh	7	9	6	7	-1
Karnataka	8	2	7	5	-1
Kerala	1	1	1	1	0
Maharashtra	3	3	3	2	0
Telangana	6	7	6	6	0
Punjab	18	20	18	18	0
Andhra Pradesh	9	10	10	11	1
Rajasthan	5	15	7	9	2
Himachal Pradesh	12	18	15	14	3
Odisha	15	17	19	15	4
Sikkim	2	NA	7	4	5
Tamil Nadu	3	12	13	9	10
Jammu and Kashmir	17	NA	NA	16	NA
Dadra and Nagar Haveli	1	NA	1	1	0
Lakshadweep	2	NA	2	2	0
Daman and Diu	3	NA	4	3	1
Chandigarh	4	3	5	5	1
Andaman And Nicobar Islands	1	1	3	2	2
Puducherry	5	2	NA	4	NA

**Table 2.13**  
**Ranking of States in the Aggregate Index of Policy adjusted against Practice**

Name of Federal Unit	Policy Index	DPo Rank	Practice Index	DPr Rank	Adjusted Index	Adjusted Rank	Change in Rank
Kerala	0.78	1	0.75	1	0.76	1	0
Karnataka	0.73	2	0.58	5	0.65	2	0
Maharashtra	0.55	3	0.65	2	0.60	3	0
Tamil Nadu	0.54	4	0.52	9	0.53	4	0
Telangana	0.46	5	0.57	6	0.51	5	0
Sikkim	0.41	6	0.60	4	0.50	6	0
West Bengal	0.40	7	0.58	5	0.49	7	0
Odisha	0.35	8	0.32	15	0.33	15	7
Tripura	0.34	9	0.43	12	0.39	11	2
Gujarat	0.33	10	0.64	3	0.48	8	-2
Haryana	0.31	11	0.51	10	0.41	10	-1
Rajasthan	0.31	11	0.52	9	0.42	9	-2
Uttarakhand	0.29	12	0.43	12	0.36	13	1
Madhya Pradesh	0.29	12	0.54	7	0.42	9	-3
Andhra Pradesh	0.28	13	0.49	11	0.39	11	-2
Assam	0.26	14	0.25	17	0.26	18	4
Himachal Pradesh	0.24	15	0.36	14	0.30	17	2
Manipur	0.24	15	0.16	19	0.20	20	5
Chhattisgarh	0.23	16	0.38	13	0.31	16	0
Jharkhand	0.22	17	0.51	10	0.37	12	-5
Uttar Pradesh	0.22	17	0.49	11	0.36	13	-4
Goa	0.22	17	0.00	21	0.11	22	5
Punjab	0.20	18	0.19	18	0.19	21	3
Jammu and Kashmir	0.17	19	0.30	16	0.24	19	0
Bihar	0.15	20	0.53	8	0.34	14	-6
Arunachal Pradesh	0.13	21	0.05	20	0.09	23	2
Andaman And Nicobar Islands	0.26	1	0.53	2	0.39	1	0
Daman and Diu	0.26	1	0.30	3	0.28	3	2
Lakshadweep	0.26	1	0.53	2	0.39	1	0
Chandigarh	0.22	2	0.23	5	0.23	4	2
Dadra and Nagar Haveli	0.16	3	0.55	1	0.35	2	-1
Puducherry	0.12	4	0.27	4	0.19	5	1

**Table 2.14**  
**Notional Improved Index of Policy adjusted with Practice**

Name of Federal Unit	Improved Index of Policy	Rank based on Improved Index of Policy	Normal Index of Devolution in Practice	Rank based on Index of Devolution in Practice	Improved Policy Index adjusted against Practice	Rank based on Improved Policy Index adjusted against Practice
Kerala	0.65	1	0.75	1	0.72	1
Maharashtra	0.40	2	0.65	2	0.54	2
Karnataka	0.37	3	0.58	5	0.50	3
Tamil Nadu	0.40	2	0.52	9	0.47	4
Gujarat	0.22	5	0.64	3	0.45	5
Sikkim	0.19	6	0.60	4	0.41	6
West Bengal	0.14	9	0.58	5	0.40	7
Telangana	0.18	7	0.57	6	0.38	8
Haryana	0.23	4	0.51	10	0.38	8
Madhya Pradesh	0.14	9	0.54	7	0.35	9
Rajasthan	0.14	9	0.52	9	0.34	10
Andhra Pradesh	0.16	8	0.49	11	0.33	11
Bihar	0.09	13	0.53	8	0.31	12
Tripura	0.10	12	0.43	12	0.30	13
Jharkhand	0.08	14	0.51	10	0.30	13
Uttarakhand	0.14	9	0.43	12	0.29	14
Uttar Pradesh	0.08	14	0.49	11	0.28	15
Himachal Pradesh	0.12	10	0.36	14	0.27	16
Chhattisgarh	0.12	10	0.38	13	0.27	16
Odisha	0.14	9	0.32	15	0.25	17
Assam	0.11	11	0.25	17	0.21	18
Jammu and Kashmir	0.06	15	0.30	16	0.19	19
Punjab	0.08	14	0.19	18	0.15	20
Manipur	0.09	13	0.16	19	0.12	21
Arunachal Pradesh	0.09	13	0.05	20	0.06	22
Goa	0.09	13	0.00	21	0.04	23
Andaman & Nicobar Islands	0.17	1	0.53	2	0.37	1
Lakshadweep	0.12	2	0.53	2	0.32	2
Dadra and Nagar Haveli	0.01	5	0.55	1	0.29	3
Daman and Diu	0.11	3	0.30	3	0.23	4
Chandigarh	0.11	3	0.23	5	0.17	5
Puducherry	0.02	4	0.27	4	0.14	6

**Table 2.15**  
**Dimensions/Components and Indicators for Incremental Index from the state schedule**

Dimensions/Components	Indicator
Additional functions	Average percentage increase in number of functions newly delegated by act in 2012-13, 2013-14, 2014-15 Average percentage increase in number of functions newly delegated by Executive order in 2012-13, 2013-14, 2014-15
Increase in functionaries	Average percentage increase in own regular staff, own contract staff, regular staff in local institutions under control of panchayat, contract staff in local institutions under control of panchayat in 2012-13, 2013-14, 2014-15
Enhanced capacities of PRIs	Average percentage increase in ER days of training in 2012-13, 2013-14, 2014-15 Average percentage increase in number of women and SC/ST elected representatives trained in 2012-13, 2013-14, 2014-15 Average percentage increase in panchayats with office buildings in 2012-13, 2013-14, 2014-15 Average percentage increase in panchayats with computers in 2012-13, 2013-14, 2014-15 Average percentage increase in panchayats with telephone connections in 2012-13, 2013-14, 2014-15
Additional Fiscal Entitlements	Average percentage increase in untied SFC fund transfers (plan and non plan) in 2012-13, 2013-14, 2014-15 Average percentage increase in own revenue collection in 2012-13, 2013-14, 2014-15 Average percentage increase in actual receipt of tied fund (plan and non-plan) in 2012-13, 2013-14, 2014-15
Improved systems for accountability and Transparency	Average percentage increase in number of panchayats audited in 2012-13, 2013-14, 2014-15 Average percentage increase in number of panchayats where accounts is in public domain in 2012-13, 2013-14, 2014-15 Average increase in number of panchayats with systems for maintaining minutes of committee meetings as reflected in guidelines

**Table 2.16**  
Final ranking of short listed states on incremental index

State Id	Federal Unit Name	Qualitative Assessment (QA)	(QA) Borda Score	TISS initial index (Mean Borda Score)	Overall Borda Score	Incremental Index Ranking
1	Andhra Pradesh	0.75	2	8.10	10.10	1
23	Sikkim	0.90	1	9.50	10.50	2
20	Odisha	0.75	2	11.21	13.21	3
11	Jharkhand	0.60	4	10.05	14.05	4
27	Uttarakhand	0.40	6	9.59	15.59	5
14	Madhya Pradesh	0.50	5	11.54	16.54	6
5	Chhattisgarh	0.40	6	11.33	17.33	7
9	Himachal Pradesh	0.35	8	11.18	19.18	8
16	Manipur	0.25	9	10.27	19.27	9
22	Rajasthan	0.15	10	9.95	19.95	10
28	Uttar Pradesh	0.15	10	10.85	20.85	11
4	Bihar	0.10	12	9.87	21.87	12
6	Goa	0.00	13	9.81	22.81	13

**Figure 2.5 (a) to (e)**  
Variation in Ranks of States across improved index and adjusted index

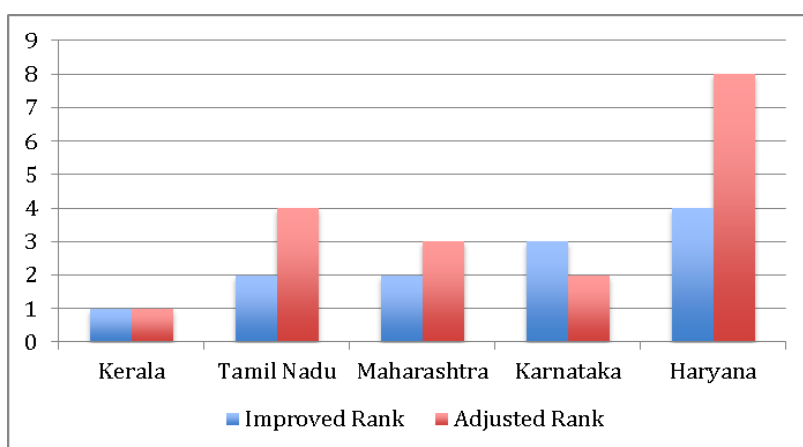
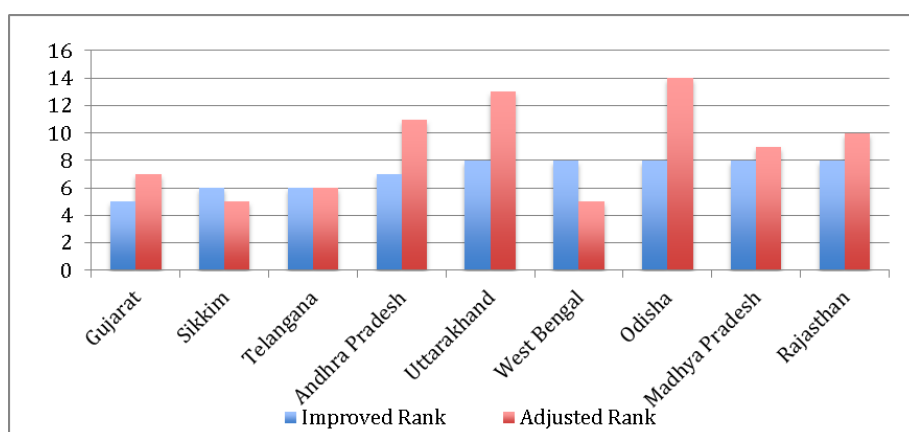


Figure 2.5 (a)

Figure 2.5 (b)



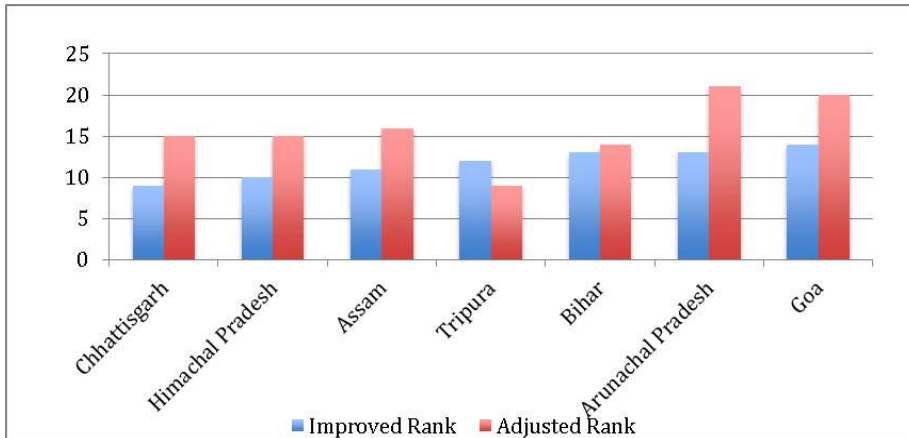


Figure 2.5 (c)

Figure 2.5 (d)

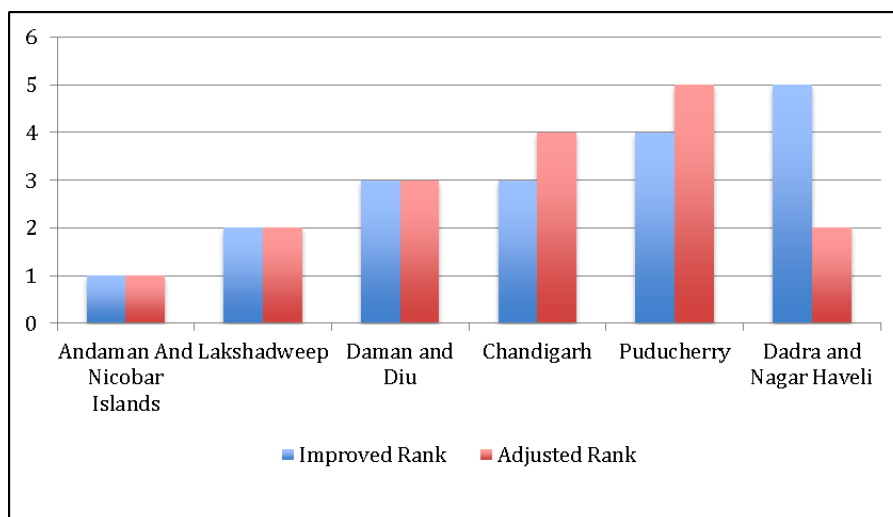
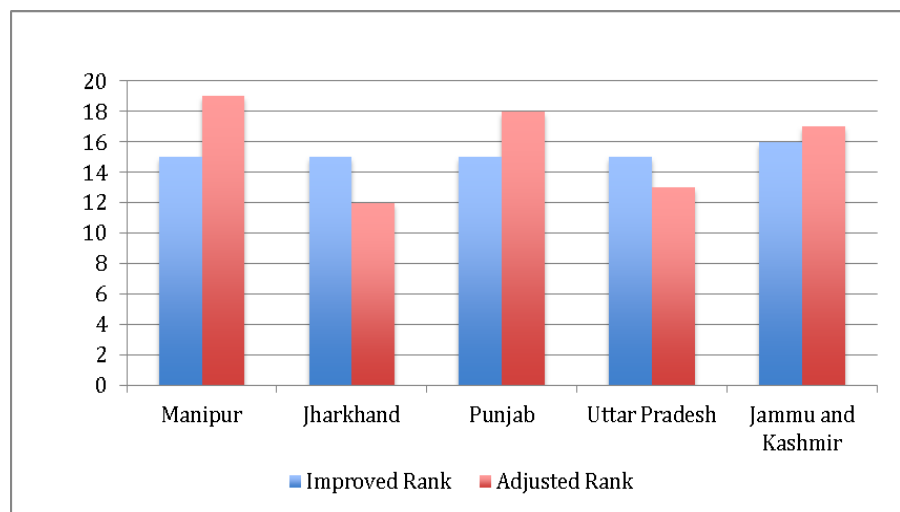


Figure 2.5 (e)

## Chapter 3

### Other Important Findings

Different States have been ranked in Chapter 2 based on their status of devolution. In this chapter the characteristics of devolution, dimension wise, shall be considered in detail based on State level data and the primary survey. First of all, the aspects of the operational core of decentralisation shall be examined. This shall be followed up with particulars of support system for decentralisation.

#### 3.1. Operational Core of Decentralisation

The dimension Operational core of decentralisation pertains to the steps taken up by the state government in carving out a working niche for the functioning of local governments in the state and for achieving their ultimate objectives of local economic development and social justice through of multilevel planning. Let us start looking at the component transfer of functions.

##### 3.1.1. Transfer of functions

Section XI of the Constitution specifies a list of 29 functional areas for PRIs. A list of 11 additional items included in various State Acts was added to this list and the list circulated to assess the status of devolution of functions. The functions were classified into primary, secondary and tertiary for convenience in analysis. The master set of functions had 7 functions in the primary sector, 5 in the secondary sector and 28 in the tertiary sector. The Tables 3.1, 3.2 and 3.3 enumerate the following:

- the progress in empowerment of PRIs by the State legislatures,
- functions in which executive orders regarding devolution have been issued and operationalised by the State departments, and
- amending various allied laws which are inconsistent with the Constitutional provisions under the CAA in accordance with article 243 N

for primary, secondary and tertiary functions, respectively.

In the primary sector Kerala has done the best wherein for all the 7 functions delegation by legislature, issuing Executive orders, and their operationalisation and amendment in allied acts have been covered. Tamilnadu and Karnataka have reported that they have covered 7 functions each and amended the respective allied acts. Chhattisgarh has reportedly covered 7 functions and 6 allied acts. Arunachal Pradesh has recorded that 6 allied acts have been amended, while Gujarat has covered allied acts in 5 functions Sikkim, Rajasthan and Telangana have covered the seven functions but have amended 3, 2 and 1 allied act respectively. Maharashtra has covered 6 functions and amended 1 allied act whereas Madhya Pradesh has covered 5 functions and also amended 5 allied acts.

In the secondary sector, Kerala, Karnataka and Tamilnadu have again done the best possible, covering all the requisite steps in 5 functions. Arunachal Pradesh and Chhattisgarh have both amended 4 allied acts, each. Punjab has amended 3, Madhya Pradesh 2 and Gujarat 1 allied acts respectively. Andhra Pradesh, Andaman Nicobar, Daman and Diu, Himachal Pradesh, Rajasthan, Uttar Pradesh and West Bengal have covered all the five functions but have not amended allied acts.

In the tertiary sector Karnataka, Sikkim and Himachal Pradesh have covered 28 functions each. Kerala has covered 27 functions out of the possible 28 and has amended 27 allied acts. Karnataka has recorded that 28 allied acts have been amended. Tamilnadu has amended 24 and Gujarat 22 allied acts. Arunachal Pradesh has amended 12 acts, Chhattisgarh 11, Rajasthan 6, Maharashtra and Madhya Pradesh 5 each Manipur 2 and Tripura 1.

The particulars of amendment of allied acts in all the three sectors by Karnataka, Tamilnadu and Sikkim seem to be strikingly higher than what was reported during the previous years. The details of this could not be ascertained before finalisation of the report.

The sector wise mapping of functions delegated either by act or by executive order is shown in tables 3.4(a), 3.4(b) and 3.4 (c) respectively. 26 states have transferred Animal husbandry, dairying and poultry. Fisheries sector is transferred in 25 and the sector Agriculture including extension in 24 states.

In the secondary sector 26 states have transferred small-scale industries and khadi village and cottage industries. Non-conventional energy is transferred only in 24 states and rural electrification in 23 states. Fuel and fodder is transferred only in 22 states. This follows almost the same pattern as in minor forest produce and social forestry and farm forestry in the primary sector.

In the tertiary sector the most popular function transferred to panchayat raj institutions is education (29 states) followed by health in 27 states. This is followed by drinking water in 26 states. Social welfare including welfare of handicapped and mentally retarded in 26 and women and child development in 24 states, Family welfare and rural housing is covered in 24 states. Poverty alleviation programme (23), public distribution systems (22) follow. Even though construction of roads, culverts etc. is a very popular function of PRIs this is a transferred function only in 23 states. Urban functions like fire services, slum improvement and upgradation cattle pound and prevention of cruelty to animals, provision of amenities and facilities like parks, garden and play grounds. Public amenities including street lighting, parking lots, bus stops and public conveniences, burials and burial grounds, cremation and cremation grounds, regulation of land use and construction of buildings, solid waste management are covered only in smaller number of states. That planning and social development is not assigned to local governments in a majority of states is a serious matter of concern.

The general picture that emerges is that most of the core development functions like Agriculture and allied sectors, Animal husbandry and dairying, fisheries, small scale industries, Khadi village and cottage industries, education, health, drinking water, social welfare, women and child development poverty alleviation, public distribution and rural roads and welfare of scheduled castes and scheduled tribes are by and large transferred to panchayat raj institutions throughout the country. In how many of these can the local governments exercise exclusive jurisdiction of their own and what are the constraints they are facing in trying to do so is what remains to be ascertained. As indicated earlier in chapter 1 the limitations in datasets provided by the states prevents us from arriving at a clear judgment on this.

### **3.1.2. Transfer of functionaries**

The aspect of delineation of the role of the State and the various tiers of the Local Government in accordance with the principles of subsidiarity and democratic



decentralisation has been covered in the previous section. Clear and unambiguous empowerment allowing PRIs to take decisions and enforce them, within their legitimate sphere of action cannot be practiced unless the public servants entrusted with the discharge of these responsibilities are permanently under the control of the Local Government (subject to protection of their service conditions). Keeping in view the umbilical relationship between functions and functionaries, the following aspects were sought to be captured in the study:

- a) Sanctioned own functionaries and functionaries in local institutions, per thousand population
- b) Availability of functionaries as a proportion of sanctioned positions

The Table 3.5 (a) shows the distribution of functionaries per thousand population. This includes own functionaries and functionaries transferred to local institutions which are under complete control. In GP, Kerala tops the table with 2.84 functionaries (0.58 own and 2.24 transferred, followed by 2.62 in Tamilnadu, 1.66 in Sikkim and 1.63 in Maharashtra. In BP, Maharashtra tops the list followed by Tamilnadu and Telangana. In DP, Kerala tops the list followed by Andaman and Nicobar Islands, Daman and Diu, Lakshadweep and Haryana. The figures for distribution of functionaries per thousand reported during the current year makes marked deviation from the figures for the last year. One reason for this is that functionaries in institutions under complete functional control alone have been added in table 3.5 during the current year whereas during the previous year functionaries in all local institutions irrespective of control were added. Interestingly the functionaries reported in Kerala at the GP level in transferred institutions makes a marked decline from 6.55 to 2.24 during this year showing serious inconsistency in reporting.

The Table 3.5(b) shows the composition of functionaries at the disposal of PRI. The functionaries have been classified as Professional, Technical, Administrative and Ministerial as explained in chapter 1. In GP, Dadra Nagar Haveli, Gujarat, Madhya Pradesh, Manipur and Uttar Pradesh have reported the best composition. Kerala have much lower figure of 0.58. In BP, Arunachal Pradesh, Jharkhand and Kerala top the ratio. In the DP Kerala, Arunachal Pradesh and Madhya Pradesh top the list with the best composition. Taking a weighted average of the composition of the manpower with the relative size of manpower in the State, we arrive at figures of 0.67 as the overall techno professional composition at the GP level, 0.26 at BP level and 0.19 at DP level. The figure seems to be better off at the GP level but is poorer at the BP and at the DP.

The availability of functionaries is provided in Table 3.6. At the GP level Andhra Pradesh, Himachal Pradesh, Madhya Pradesh and Tamilnadu have cent percent availability of functionaries. This is followed by Sikkim with 99% and Karnataka, Haryana and Chhattisgarh with 98% availability. Maharashtra has reported 97% and Kerala has reported figures of 94%. At the BP level the figures of availability of Andhra Pradesh, Chhattisgarh, Madhya Pradesh, Tamilnadu and Uttar Pradesh are 100% while that of Kerala and Himachal Pradesh is 99%. At District Panchayat Andhra Pradesh, Chhattisgarh, Kerala, Manipur, Sikkim, Tamilnadu and Uttar Pradesh have reported 100% availability where as in Karnataka and West Bengal have reported availability of 97%. The average national level availability at the GP is 81%, BP 83% and DP 84%.

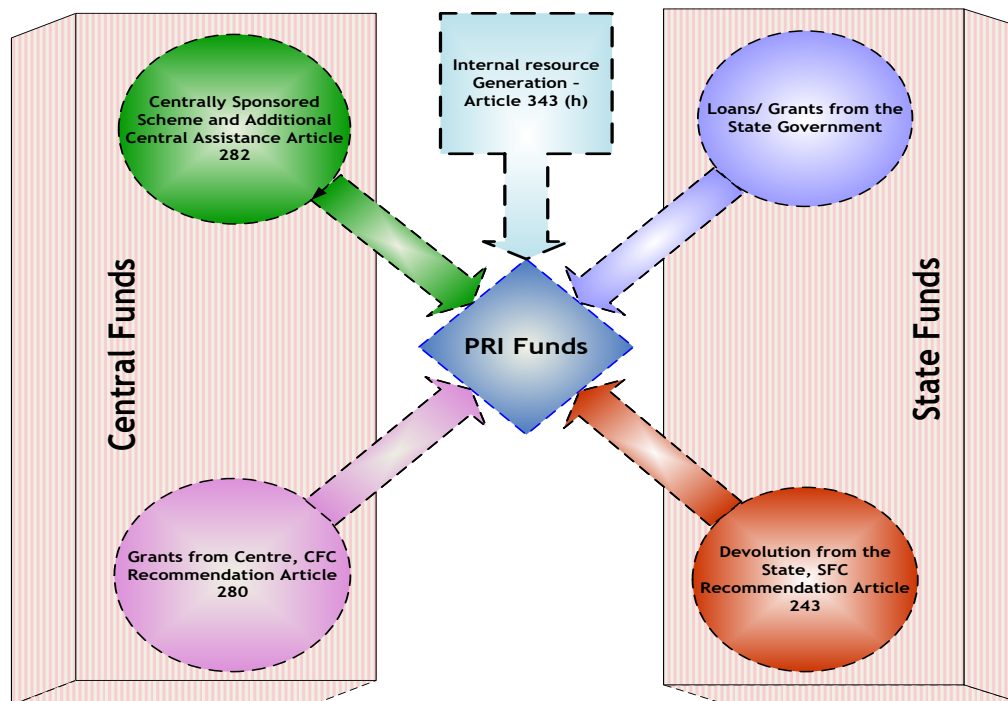
Since the transfer of functions remains non-uniform and since the extent of exclusive domain local governments have been able to exercise is not evident, there is no sense in reflecting

on the adequacy of functionaries at the disposal of the panchayats. What is worth mentioning is that in States like Kerala, where the PRIs have drawn out their operational niche clearly, the pressure on performance has set in and in adequacies in human resources (qualitative as well as quantitative) is being raised as a point of concern. At the other extreme the average manpower at the GP in States like Uttar Pradesh and Bihar are 1/6<sup>th</sup> of the national average and this is a major point of concern. It is evident that unless this anomaly is addressed, establishing and retaining a legitimate space for panchayat raj institutions in these states would be extremely difficult.

### 3.1.3. Devolution of Finances

The real strength in terms of autonomy, effectiveness and efficiency of PRIs as independent local governments is critically dependent on the availability of financial resources (including own funds) at their disposal, to fulfil the functional responsibilities assigned to them. A unique feature of India’s fiscal decentralisation is the high level of asymmetry of the relative shares of expenditure and revenue assignments between the federal, provincial and local governments. (See Table 3.7)

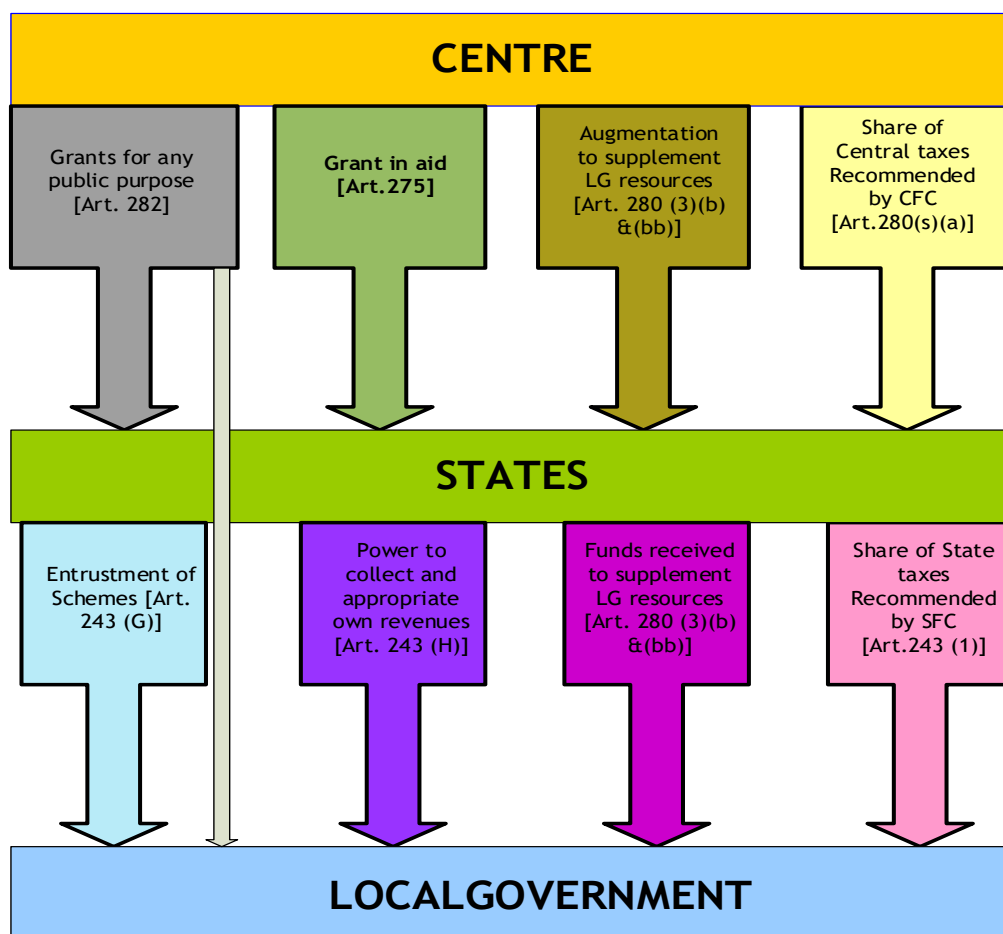
The PRIs in the country today receive funds in the categories, shown in figure 3.1 below.



**Figure Error! No text of specified style in document.. 1: Break-up of PRI Funds**

The 73rd Constitutional amendment has enlarged the functional domain of the CFC by requiring it to recommend measures to augment the consolidated fund of the State to supplement resources of the PRIs (Figure 3.2). The window for normative formula based grants / share of taxes has been over shadowed by the discretionary window of “grant-in-aid for public purpose” by CSS and SSS schemes involving parastatals and parallel structures bypassing local governments. Over emphasis on discretionary transfers results in local governments neglecting their core local government functions in their rush to perform agency functions. Instead of this, strengthening systems for collecting local revenue and improving governance and delivery of local services which would in the longer run create

stronger local governments where citizens demand better services and value of their money, would be more appropriate.



**Figure Error! No text of specified style in document..2: Constitutional Framework for Inter-Governmental Fiscal Transfers**

The Tables 3.8, 3.9 and 3.10 show the variety of tax and non-tax resources that have been devolved to various tiers of panchayats. Property tax, cess on land revenue, surcharge on additional stamp duty, tolls, tax on profession, tax on advertisement and octroi are likely to be the major contributors in the own source revenue. These together contribute to around 8 per cent of the overall receipts in PRIs across all states. As can be seen in the table, a large number of sources of revenue for which powers are assigned to local government are not collected. It is widely felt that even for the sources for which collections are organised, collection efficiencies are poor. The poor performance of PRIs in generating own revenue as above has been attributed to a number of factors, which are listed below:

- Recommendations of different State Finance Commissions to expand the own source domain of PRIs have not been heeded by some State governments. (In certain cases the existing tax assignments have been abolished by the legislature).
- The rates of own sources are not periodically reviewed and revised.
- Quite often there is no floor rate and only an upper limit is prescribed which effects revenue mobilisation.

- Reluctance of PRIs to levy taxes, poor administrative capability - out dated tax estimation system, poor coverage of taxable properties, inability to take action against big defaulters, lack of trained staff- and electoral politics serve as a disincentives to mobilisation of resources.
- Non-assignment of productive local assets to panchayat and enabling routes for leasing and lending of common resources.
- Inadequacies or non-existence of systems for sharing income from mining of minor minerals
- Inadequate mechanisms for levying service charges / user charges on properties of State Government and Union Government.

The relative importance of own sources of revenue varies from state to state. GPs in various states have been given substantive powers for collecting own revenue whereas DPs and BPs have much lower revenue collection powers. The estimate of own source revenues in States both tax and non-tax are covered in tables 3.11 and 3.12 respectively.

In GP, per capita tax collection is the highest in Maharashtra 209.36 followed by Kerala 178.09. In Tamilnadu, Andhra Pradesh and Telangana the figures are 68.94, 56.93 and 51.80. In BP, Maharashtra, Telangana and Gujarat and in DP Maharashtra, Uttarkhand, Haryana and Telangana are toppers. In non-tax collection Haryana tops the list followed with a figure of 233.04. It is followed by Andhra Pradesh (95.71), Lakshadweep (63.70) and Maharashtra (58.69) In BP Gujarat (26.12) and in DP, Maharashtra (62.00) lead the table.

Since the proceeds from internal resources contribute an abysmally small amount to the Panchayats' resources in most of the States, the PRIs are very strongly dependent on the State and Central Governments in the form of shared taxes and grants. The state taxes are shared according to the SFC recommendations. Besides tax sharing, SFCs review the financial position of PRIs and recommend the assignment of tax and non-tax resources and grants-in-aid from the consolidated funds of the state. Table 3.13 covers the particulars of constitution of SFCs, submission of SFC reports and tabling of Action Taken Reports before the legislature. The constitution provided for setting up of the SFC within one year from the commencement of the CAA, 1992 and thereafter at the end of every fifth year. The fourth SFC was due in 2009-10 and the fifth in 2014-15. As can be seen from the table, the Fifth SFC has been constituted in five states and the fourth SFC in 19 states.

The reporting of states on devolution decisions of SFC has been non-standard. States like Andhra Pradesh, Bihar, Haryana etc. indicate devolution by the quantum of amounts transferred while states like Karnataka, Uttarakhand, Punjab, Uttar Pradesh report indicate devolution as a % of the divisible pool or as a % of individual taxes. States like Kerala use a combination of both. Table 3.14 provides an update of the devolution report 2014 on the SFC recommendations for share of resources in various states. The per capita share of SFC receipts is provided in table 3.15. At the GP Kerala has the highest figures of 1006.39. Tamilnadu follows this with a figure of 415.12 Haryana 152.56, Karnataka 150.59, Uttarkhand 108.10, Maharashtra 90.65, Sikkim 79.72 and West Bengal 75.99. At the BP level Kerala is at the top with a per capita allocation of 237.27. This is followed by Tamilnadu with 221.57, Karnataka 46.79 and Uttarkhand 43.24. At the DP level Kerala tops with a figure of 338.46, followed by Uttarakhand 99.64, Karnataka 59.85, Tamilnadu 55.34, Sikkim 34.16 etc.

The CAA requires the National Finance Commission to recommend “the measures needed to augment the consolidated fund of a State to supplement the resources of the panchayats and municipalities in the State on the basis of recommendations made by the Finance Commission of the State.” So far five National Commissions have made their recommendations after the CAA. The criteria adopted by the various Finance Commissions for distribution of grants are provided in Table 3.16.

The quantum of flows and performance criteria associated with the grants by the various National Finance Commissions is covered in Table 3.17. The 14th Finance Commission grant would be a positive step with regard to predictable devolution of finances to PRIs and would go another step ahead in enhancing the fiscal capacity and accountability of PRIs.

The distribution of CFC per capita (State level data) and tied funds per capita are provided in tables 3.18 and 3.19. At the GP level per capita NFC figures is 257.03. Madhya Pradesh has a figure of 235.86, Odisha 224.89 and Telangana 178.85. At the BP level Karnataka has per capita figures of 68.26 followed by Maharashtra 43.36. In DP Uttarakhand tops the list with 38.77 followed by Karnataka with 34.13 and Telangana with 31.63. For data in table 3.19, states were asked to report CSS and SSS funds reaching PRIs fully. Some States have not accounted MGNREGS; Some States like Madhya Pradesh have possibly left out a large chunk of CSS/SSS funds here. Therefore in the strict sense the figures across the States might not be comparable. The per capita tied funds reported by states at the GP level is topped by Tamilnadu 2477.25 followed by Haryana 2169.83, Gujarat 742.09 is followed by Maharashtra 643.53 and Kerala 636.93. At the BP level Karnataka has reported 3310.55 followed by Kerala 969.58 Tamilnadu, 866.38 and Maharashtra 498.84. At the DP level Maharashtra has reported 3617.40, Haryana 2996.48 and Karnataka 2248.65. The figures for Kerala for DP also were much lower. The figures of receipts across the different sources reveal that SFC and NFC releases together contribute to around 18% of the expenditure of PRIs across tiers, a sizeable portion of the rest being through SSS and CSS. It is expected that the 14th Finance Commission award and the restructuring of the CSS schemes could contribute to transform this state of affairs further.

#### **3.1.4. Autonomy**

The key objective of Article 243G of the Constitution is to ensure that the PRIs at all levels can function as institutions of Local Self Governance with exclusive functional jurisdiction. The State Governments should not exercise any control over such functional jurisdictions apart from providing general guidance. Along with such independent niches there could be activity spheres where PRIs and State Governments work together as equal partners. There could be activity regimes where PRIs function as partners in an autonomous actor role or agency role within Union and State Government programmes.

To trace out the functional domain of each PRI, the activity spectrum enjoyed by it currently, the level of overlap with other tiers of PRI, the extent of autonomy the PRI can exercise while undertaking the activities assigned to it, the relations it has to maintain with the line department of the State Government which was performing this role earlier, the emerging context of State and Centrally Sponsored Schemes and the current roles envisaged by the PRI and the line department in their implementation, the mandates in the PRI legislations and elaborations through executive orders if any, the provisions in the relevant allied acts etc., need to be mapped. It is rather difficult to undertake such a task in a short term study of this type. An effort was made to capture at least the broad contours of the

functional domains in the various States, their potential and limitations. But the study failed to do so because of serious limitations in data made available and also because of the diversity and complexity of the issues involved. The aspect of autonomy is therefore considered here at three levels.

- (i) Percentage of local institutions brought under full control of PRIs
- (ii) Percentage of decision making activities by PRIs in CSS and SSS programmes
- (iii) Percentage of dimensions of control exercised by the PRIs (from primary survey)

The average distribution of institutions at the GP, BP, and DP level under full or partial control of local government is provided in table 3.20. At the GP level Kerala has reported 12 institutions, Rajasthan, Tripura and Sikkim two each and Karnataka and West Bengal one each. At the BP level 6 institutions in Kerala and one institution in Karnataka seems transferred. At the DP level Kerala has reported 12 institutions, Rajasthan 7, Gujarat and Andhra Pradesh 3 each, Maharashtra 2 and Telangana and Karnataka 1 each. The list of institutions transferred by the states across tier segregated sector wise is shown in table 3.21.

At the GP level in Kerala the Krishi Bhavan, Veterinary hospital and office of the fisheries inspector has been reported as institutions in the primary sector, while Lower Primary Schools, Primary Health Centre, primary Health Sub Centre, Government Homoeo dispensary, Government Ayurvedic Dispensary, Anganawadies, Balawadies of the SC Department, Midwifery Centres of the ST Department and Nursery Schools of the ST department constitute local institutions in the tertiary sector. There are however no institutions under PRI control in the secondary sector. In Rajasthan, Sikkim and Tripura the local institutions under full or partial control are lower primary schools and Anganawadies/Day care centres. In Karnataka fishermen co-operative is the institution under GP control where as in West Bengal the lone institution under control is the Primary Health Centre Sub Centre. At the BP level in Kerala the Veterinary Poly Clinic in the primary sector, the Office of the Industries Extension Officer in the secondary sector, Community Health Centre (CHC), Women and Child Development Office, Pre-metric hostels of the SC department and Tribal Extension Office are the offices reported under control in the tertiary sector. In Rajasthan Mobile farm unit, Veterinary Poly Clinic and Mobile Veterinary dispensary in the primary sector and the Office of the Industries Extension Officer in the secondary sector are the institutions under the control of BP. In Kerala local institutions at the DP level in the primary sector are the District Agriculture Office, District Agriculture farm and the District Veterinary centre, in the secondary sector District Industries Centres, Tailoring and garment making centres and in the tertiary sector High Schools, Higher Secondary Schools, Vocational Higher Secondary Schools. Teachers training institutes, District Hospitals, Fisheries Schools and District Rural Development Agency have been reported.

The details of activities in state sponsored schemes and centrally sponsored schemes where the panchayat raj institutions have a crucial say are covered in tables 3.22 (a) and 3.22 (b) respectively. A detailed master set of activities typically undertaken in the State Sponsored Schemes and Centrally Sponsored Schemes was finalised based on last year's response from various states. These activities were classified based on as those in which the PRI has a major say in decision-making and those, which they don't have. These results have been consolidated. In 3.22 (a) at the GP level Kerala leads the table with a proportion of 0.79.

Karnataka .65, Telangana 0.63, Odisha 0.56, Rajasthan and West Bengal 0.55 each Haryana and Bihar 0.54 each follows. At the BP level Kerala reports a proportion of .76 with a figure of 0.53 for Tamilnadu and 0.33 for West Bengal. In DP Maharashtra has a figure of 0.53 whereas Kerala reports a proportion of 0.45. For Centrally sponsored schemes at the GP Telangana reports a proportion of decisions influenced by PRIs as 0.78, Kerala reports 0.73, Gujarat 0.71, Tamilnadu and Assam 0.56 each, and Haryana 0.55. At the BP Kerala tops with figures of 0.63 followed by Karnataka at 0.50 and by Tamilnadu at 0.47. At the DP Kerala reports 0.32 followed by Tamilnadu at 0.17.

The details of dimensions of control of PRIs over functionaries from the primary survey is provided at Table 3.23. The dimensions of control were classified as leave, transfer, functional control and disciplinary control. The percentage arrived at here is the weighted average of the number of functionaries and the levels of control as percentage of the maximum value possible for the set of functionaries. i.e.

$$\frac{100 \sum (f_i c_i)}{4 \sum f_i}$$

At the GP level Kerala reports 80.33% as the dimension of control, the corresponding figures for Tamilnadu, Chhattisgarh and Punjab were 77.88, 73.94 and 73.33 respectively. At the BP level Kerala reports highest among states 89.64% followed by 79.11 in Telangana and 78.52 in Odisha. At the DP level the figures for Kerala is 80.06% whereas the figures reported for Telangana is 74.76%.

The effectiveness of devolution depends on the legal empowerment of the PRI with clear functional jurisdiction and positioning of adequate number of functionaries with the requisite skills under the direct control of the panchayat. The situation is fairly complicated because in many states at the DP and BP level, the chief executive is more powerful than the polity per se. The control of the functionaries is primarily with the executive and the political functionary has little say in their functioning (neither are they bothered as well). In some of the States the functionaries of the GP have a reporting line of control with the BP Chief Executive Officer (CEO)<sup>1</sup> and in some other places some of the BP functionaries have a reporting line to the DP CEO<sup>2</sup>. All these complicate the aspects of control of functionaries significantly. In the above context PRIs exercising their legitimate authority as local governments and fulfilling their constitutional responsibility is still an overwhelming task in many states.

### 3.2. Support systems for devolution

The dimension support system for devolution covers the steps undertaken by the state government in creating autonomous independent constitutional authorities and other assistance mechanisms for transparent accountable and efficient functioning of local governments. Let us start looking at Capacity Building.

#### 3.2.1. Capacity Building

The Elected Representative (ER) days of training per panchayat is provided in table 3.24. Kerala stands out with a figure of 34.11 at the GP level. At the GP level, Haryana follows Kerala with figure of 15.84 and Maharashtra with a figure 5.01 holds the next position. At

<sup>1</sup> Our field team reports this from Tamilnadu, Madhya Pradesh, Uttar Pradesh and Himachal Pradesh.

<sup>2</sup> The field study team in Himachal Pradesh, Madhya Pradesh, Uttarakhand and Telangana has recorded this.

the Block level Maharashtra's figure of 25.85 is the highest. Haryana comes next with 19.77 followed by Kerala with a figure of 13.78. At the District level also Maharashtra tops the lists with 122.46. Kerala follows this with 71.14 days. Manipur has 22.25 training days per panchayat and Haryana 10.86 days per panchayat at the DP level. From the figures of the ER days if we use the national average of ERs per GP, BP, DP as around 10,22,28 the number of days of training per elected representative is only 1-2 days at GP, and BP and 4 days even in the best state. It is evident that there is ample scope for strengthening capacity building substantively further.

### **3.2.2. Operationalising Constitutional Mechanisms**

The aspects of State Finance Commission (SFC) and District Planning Committee (DPC) functioning in the States are covered here.

#### **3.2.2.1. State Finance Commission**

In the section on transfer of finances, the particulars of funds which have reached PRIs in various states based on SFC decisions, the extent of empowerment of PRIs for collecting taxes and non-taxes etc. have been covered. Further a broad outline of the SFC recommendations in various states on transfer of resources to PRIs from the divisible pool was also covered. In this section we limited ourselves only to two aspects-

- (1) Whether the SFCs have been constituted in time in accordance with the provisions under Article 243-I and 243-Y?
- (2) Whether the recommendations of the SFC have been accepted by the State without changes?

The particulars are covered in Tables 3.25 and 3.26 respectively. In Table 3.25 we find that proportion of the number of SFCs constituted to maximum number of SFCs possible. Six states have reported that maximum number of FCs have been constituted. These include Assam (5), Bihar (5), Kerala (5), Rajasthan (5) Uttarakhand (3) and Jharkhand (3) respectively, the latter two being states formed only in 2000. Only four out of the maximum 5 SFCs have been formed in Andhra Pradesh, Haryana, Himachal Pradesh, Karnataka, Madhya Pradesh, Maharashtra, Odisha, Punjab, Sikkim, Tripura, Uttar Pradesh and West Bengal. In Gujarat and Manipur only 3 out of the maximum 5 SFCs have been constituted where as in Arunachal Pradesh and Goa only 2 SFCs have been constituted. Among the States constituted in 2000, Chhattisgarh could have constituted 3 SFCs like Uttarakhand and Jharkhand but it had constituted only 2 SFCs.

Apart from timely constitution of SFC, it has been stipulated in the constitution that every recommendations made by the Commission shall be laid before the legislature of the State with an explanatory memorandum as to the action taken. Even though recommendations of the Finance Commission are not binding on the States, it is a healthy precedent that the devolution proposals are followed without deviation.

An analysis of the status of acceptance of important recommendation of SFC with financial implications show that Kerala is the only state where all SFC recommendations have been accepted without changes; Assam (0.73) and Uttarakhand (0.71) are among the next best followed by Punjab (0.67). The national average is only 0.31 and only a handful of states like Andhra Pradesh, Chhattisgarh, Odisha, Rajasthan and West Bengal have accepted more than 50% of the recommendations with financial implications without changes.



### **3.2.2.2. District Planning Committee**

In evaluating the constitutional support systems in the states, the aspects of functioning of the District Planning Committee was examined and the aspect of preparation of integrated district plan was also studied. The details reported by the States is provided in the Table 3.27 and Table 3.28. Even though the functioning of the DPC in Kerala has been cited as models by the Second Administrative Reforms Commission and the erstwhile Planning Commission, the Kerala team reported that DPC is not functional in Kerala and integrated district plans are not being prepared. While whether the district plans prepared in various states (and for that matter even in Kerala) looks into preparing a draft development plan for integrated development of infrastructure and environmental conservation (looking into matters of common interest between the panchayats and the urban local bodies including spatial planning, sharing of water and other physical and natural resources) and whether such plans are integrated into the state plans (based on the principles of multilevel planning) could be a matter of debate, it is beyond doubt that DPC's have been constituted in Kerala during the last twenty years (with the chairperson of District Panchayat as the chairperson) and DPCs had been approving plans of three tier panchayats and urban local governments. The plans of all these local governments with DPC approval are also available in electronic form. However, it was felt that since both the Nodal Officer and the Technical Officer in Kerala wanted to represent that DPC in Kerala is non-functional even after repeated discussions, the status is recorded in Table 3.27 as reported by the State.

Nine states have reported that DPC is not functional, including Kerala, Madhya Pradesh, Goa, Jammu and Kashmir. 15 states reported that integrated district plans are not being prepared. 12 states have maintained that integrated district plans are being prepared in all the districts.

### **3.2.3. Systems for governance, accountability and transparency**

It is widely agreed that any institutional mechanism that ensures good governance would have:

- a) A long term perspective on good governance and human development.
- b) A mechanism for arriving at a broad consensus on varied interests on policies, processes and outcomes.
- c) Free unrestrained access to meaningful information on the institution's vision, mission, programmes, output and outcomes.
- d) A mechanism for participation of the marginalised groups and systems for ensuring constructive participation.
- e) Accountability on various decisions taken by the organisation.
- f) Fair enforcement of law especially laws on human rights.
- g) Equal opportunities to all to improve and maintain their well-being.
- h) Appropriate institutional mechanisms to ensure responsiveness.
- i) Effective and efficient processes and institutions to ensure the best use of resources.

This framework for good governance provides for brilliant opportunities for panchayats, since they are institutions positioned at the cutting edge, the scope for participation of the citizens is immense in their working and the opportunities that exist for building transparency, accountability, fairness and equity in their working could be plentiful. This in fact is the essence of Mahatmaji's dream on Panchayati Raj.

- “1. The crucial question according to you, is how to ensure man’s mental, economic, political and moral development. That is my position too.
2. And in doing so every individual should have equal right and opportunity.
3. From this point of view there should be equality between villages and cities. And therefore their food and drink, their way of life, their dress and habits should be the same. If such a condition is to be brought about, people should produce their own cloth and food and build their own houses. So also they should produce their own water and electricity.
4. Man is not born to live in jungle; he is born to live in society. If we are to make sure that one person does not ride on another’s back, the unit should be an ideal village or social group which will be self -sufficient, but the members of which will be interdependent. This conception will bring about a change in human relationship all over the world.”

*(Letter to Jawaharlal Nehru; 13.11.1945; 82-72*

*Source: Gandhiji on Villages, Gandhi Book Centre, PP7-8.)*

This section will examine the broad trends in the systems that exist in panchayats across the country and their opportunities for further improvement.

### **3.3. Data Sources and Limitations**

The aspects of infrastructure, governance and accountability covered in the study are listed in Table 3.29. Apart from the aspects listed in the table, some aspects of Gram Sabha functioning have been also included in the primary survey. The State level and field level data sets are similar in many aspects but are not identical. In the State level study what has been attempted is to capture information which is readily available in a consolidated form at the State level (segregated tier wise), where as in the field study the objective was to go deeper into the systems in operation for the sake of ground-truthing and comparative assessment.

In general there were lesser problems of quality of datasets relating to infrastructure, governance and accountability compared to other themes. However there were issues of reporting like consistency of datasets for 2012-13, 2013-14 and 2014-15. In many cases where mistakes were identified and notified, responses were not forthcoming as well.

#### **3.3.1. Infrastructure and amenities in Panchayats**

The basic infrastructure in Panchayats covering Panchayat building, computers, telephone and internet are examined and Table 3.30 to Table 3.33 provides the distribution of Panchayats having various categories of infrastructure by State across tiers of Panchayats. 86% of GPs, 90% of BPs and 95% of DPs have buildings. 69% of GPs, 100% of BPs and 100% of DPs have computers. Only 48% of GPs have telephones while the telephone coverage in BPs and DPs are 92% and 93% respectively. Access to internet is 42% in GPs while in BPs and DPs this is 88% and 93% respectively.

In terms of overall infrastructure, the better performing States are Kerala, Karnataka, West Bengal, Gujarat, Maharashtra and Goa. The lesser performing States are Arunachal Pradesh, Jammu & Kashmir, Manipur, Bihar and Chhattisgarh. Improving infrastructure in Grams Panchayats is definitely a priority and has to be carried out on a time bound basis.

### 3.3.2. Systems of Governance

Three specific aspects are discussed in this section.

- (1) Service offered under the service delivery act
- (2) Coverage of e-panchayat services
- (3) Aspects of Governance, Accountability and Transparency.

First of all the aspect of services notified in various states under the service delivery act and coverage of services in panchayat under the said act.

The particulars of services offered through panchayats in various states is covered in Table 3.34. A total of twenty three services are available at the Gram Panchayat level which covers aspects of basic services and issue of records relating to right to information, mandatory disclosure and citizen registration. At the BP level three services and at the DP level four services are covered, which are information services.

Maharashtra offers 15 services, Himachal Pradesh 9, Chhattisgarh 9, Kerala 8, Karnataka 7, Uttar Pradesh 5 and Rajasthan 4 services. The proportion of basic services offered across tier, out of the maximum possible is provided in Table 3.35. At the GP level Maharashtra tops the list with a proportion of 0.65 services and Chhattisgarh and Himachal Pradesh with proportion of 0.39. Kerala and Karnataka covers a proportion 0.26 each, whereas Rajasthan and Uttar Pradesh cover 0.17. At the BP level Karnataka tops with a coverage of 1 followed by Himachal Pradesh covering a proportion of 0.39 and Uttar Pradesh 0.33. At the DP level Karnataka has a coverage of 1 with Himachal Pradesh and Uttar Pradesh each covering 0.25 each.

The aspects of e-panchayat services covered in the study are provided in Table 3.36. The particulars of accounting application used in panchayat was also discussed in this regard (Table 3.37). The evidence of accounts computerisation could be found in 30% of the total panchayats. PRIASoft was the most popular choice.

The aspect of Common Service Centres (CSC) in panchayats is discussed in Table 3.38 and 3.39. CSC existed in 44 panchayats which comes to 26.50%. Among the panchayats with CSCs integrated services were offered in 25 panchayats.

Electronic transactional services existed in 50 panchayats surveyed showing a representation of 31.25%. Interestingly in all the institutions where electronic transactions were possible, online services were available. Citizen services covered the online service locations whereas business services were limited to 26% of the total locations.

The aspect of availability of payment gateway services is examined in Table 3.40. In 21 of the locations electronic payment gateway was used which came slightly above 13%. Direct beneficiary transfer was more popular and covered 24.34% locations. In almost all locations where payment gateways and DBTs were used, they were integrated with the accounting application.

The aspect of computer literacy among the functionaries is discussed in Table 3.41. 61.25% of the locations had at least one computer literate functionary. The percentage of locations where elected representatives were computer literate was slightly less and was around 42.5% of the total.

The primary survey indicated very clearly that in terms of coverage the e-panchayat programme was making a serious impact in the field and could be a major contributor to improving service delivery, accountability and efficiency in operation of panchayat raj institutions.

The systems of governance pertains to the following:

- (i) Proportion of panchayats with regular meetings of panchayat committee.
- (ii) Proportion of panchayats with meetings of subcommittees and standing committees
- (iii) Proportion of panchayats with system of recording minutes of Gramsabha meetings (only GP)
- (iv) Proportion of Panchayats with systems for recording beneficiary particulars
- (v) Proportion of Panchayats with systems for recording assets
- (vi) Proportion of Panchayats with systems for recording minutes of Panchayat Committee
- (vii) Proportion of Panchayats with systems for grievance handling
- (viii) Proportion of Panchayats with systems for citizen charter

State wise details corresponding to each of the above aspects are provided in Tables 3.42 to 3.49. As could be deduced from the respective tables, the average GP figures for the above are 0.92, 0.71, 0.88, 0.78, 0.74, 0.81, 0.66 and 0.61 with the third figure pertaining to system of recording minutes of Gramsabha meetings. At the BP level the respective figures are 0.84, 0.82, 0.84, 0.83, 0.92, 0.77 and 0.80 whereas at the DP level it is 0.83, 0.81, 0.73, 0.80, 0.80, 0.76 and 0.68. Andhra Pradesh, Bihar, Gujarat, Karnataka, Kerala, Maharashtra, Tamilnadu are among the toppers in governance system. Jammu and Kashmir, Uttar Pradesh, Manipur, Jharkhand, Goa, Himachal Pradesh are among the poorer performers.

The details of systems for governance from the field study is shown in Table 3.50. As could be seen, the average figure for GP, BP and DP are 0.68, 0.76 and 0.69 respectively. The leaders at GP level are Kerala and Tamilnadu. In BP level, the lead performers are Kerala, Karnataka, Jharkhand, Odisha, Uttarkhand whereas at the DP level Kerala, Uttarakhand and Jharkhand tops the list.

### **3.3.3. Systems for Accountability**

The state level data on system of accounting pertain to:

- (i) Proportion of Panchayats with accounts in public domain
- (ii) Proportion of Panchayats audited by federal unit
- (iii) Proportion of panchayats where social audit was done (only GP level)

The figures are provided in Tables 3.51 to 3.53. The average figures at the GP level are 0.52, 0.27 and 0.82, the last figure pertains to social audit. At the BP level the figures are 0.66 and 0.30 and at the DP level it is 0.61 and 0.37.

Karnataka, Maharashtra and Sikkim are the states which top this. Kerala has reported that accounts is not online in the state since Saankhya application is available on an Intranet and not on Internet. The low performing states are Uttar Pradesh, Jammu and Kashmir and Arunachal Pradesh.

### **3.4. Field Level enquiries into the working of the Panchayat Raj system**

One of the major criticisms about the devolution index studies had been that the studies have not been able to go beyond the quantitative datasets collected from the state and address the root causes of why Panchayati raj systems have not really taken off in the states even after twenty three years of the 73<sup>rd</sup> constitutional amendment. Another criticism is that it is not picking up grass root level nuances of governance and democratic functioning beyond official reporting systems. Both the criticisms are valid. Discussions on why Panchayati raj has not really taken off needs an examination of the aspect of reluctance of several state governments to implement the part IX of the constitution in letter and spirit in the context of centre-state relations, the asymmetry of the Indian fiscal system, the structuring of the centrally sponsored schemes etc. Such an examination is beyond the scope of the devolution index study. The second aspect of understanding grass root level functioning of PRIs and looking at why PRIs have succeeded in few states and failed in few others and even within the failures picking up successes for replication requires in depth examination of the functioning of PRIs, local institutions, constraints in functioning of PRIs, limitations and potential of polity, the power structures existing, the ability of the disempowered to raise their voices, the opportunities available at their disposal, constraints emerging etc. Such detailed in depth examinations are also beyond the limited time frame of the present study.

However within the above constraints, effort has been made to look at understanding the nature, content, extent of participation of people in the panchayat and the challenges of participation of the marginalised and disempowered, through a quasi-ethnographic study based on participant observation and narrative interviews going beyond the research framework of the sample panchayats, which is completely quantitative.

The objective is not to arrive at concrete findings on the dimensions of functioning of Panchayati raj institutions and arrive at constructs based on this. Instead supplemental insights from the case studies have been used to raise some concerns which need further examination. See Table 3.54.

The detailed note with excerpts from the qualitative studies in Telangana, Odisha, Chhattisgarh, Assam, Uttar Pradesh and Maharashtra is provided at Annexe 10.

The important analytical constructs emerging from the study are summarised below:

- (1) Caste inequalities, gender discrimination and conflicts have serious implications with regard to democratisation of governance processes through panchayat raj institutions.
- (2) Corruption and concentration of real power in the hand of dominant group acts as hindrance to effective implementation of local governance.
- (3) Emergence of community leaders championing common causes impacting the quality of life of local people, is critical in strengthening democratic local institutions.

A very interesting narrative of limitations of the political system in Sindhul Gram Panchayat in Odisha has been covered. Two aspects have been highlighted- marginalisation of the SC community and domination of the OBC Community. The story has to be read with the understanding that in Odisha there is direct election to the Sarpanch and system of rotation of the sarpanch's reservation is once in five years. The story brings to light -

1. Sarpanch centrality of the Panchayati raj system especially where the Sarpanch is directly elected.

2. The limitation of the standing committee system and capacity of the SC members of the GP representing the hamlets; There are three SC elected members in Sindhol and five standing committees as per the Panchayati raj act in Sindhol, which should theoretically ensure that each ward member would have representation in one of the Standing Committees.
3. The weakness of the Pallisabha in effectively intervening in the development decision is also coming out.

The interesting incident of grass-root level mobilisation cutting across caste-lines converging at the panchayat office in response to the corruption in issue of ration cards throws up opportunities available for intervention at the local level even within the mightily polarised social fabric of Sindhol. There is a need to orient such spurious grass root level responses into systemic interventions for strengthening Pallisabha and the institutions of the ward member, standing committees etc. and developing grass root level capacities for intervening in developmental decision making and for fostering social justice.

An interesting case study of the Hajpalle village, where through local leadership and intervention from the district administration and the polity, local mobilisation through awareness building helped addressing caste conflicts and has contributed to the local economic development model, has been narrated. The Mandal panchayat and the Zilla Parishad is glaringly missing in the picture depicted, which throws light to the limitations in inter tier partnership in the three tier Panchayati raj system.

The narrative covers the political stability and harmony in the PESA village of Shivpur. The framework of PESA throws up immense powers for the Gramsabha in the village unlike in non-PESA villages. However examination of the PESA framework and the tribal institutions were not envisaged in the field study.

The narrative on corruption in public works in Dillya village of Uttar Pradesh, encompassing the Indira Awaas and Mahamaya Awaas programmes, MGNREGS etc. and the corruption in entitlements in Manalgaon, Maharashtra throws up the need for strengthening the mandatory disclosure system, building up capacities at the local level for social audit and building up the Gramsabha as an effective mechanism of enforcing citizen rights and entitlements.

### **3.5. An overview of Panchayats in Fifth Scheduled Areas**

The fifth schedule of the Indian constitution which deals with the administration of scheduled areas in ten States of India- Andhra Pradesh, Chhattisgarh, Gujarat, Himachal Pradesh, Jharkhand, Madhya Pradesh, Maharashtra, Odisha, Rajasthan and Telangana. It guarantees protection of tribal rights of the indigenous people in these areas in keeping with Jawaharlal Nehru's renowned Panchasheel for tribal communities. As a sequel to the 73<sup>rd</sup> Constitutional Amendment Act, the Panchayats (Extension to the Scheduled Areas) Act 1996 has extended local government system to the Fifth Schedule Areas.

The scheduled tribes constitute 8.60% of the total population (2011 census). The distribution of the Rural ST Population in fifth scheduled States is provided in Table 3.55. As could be seen therein the fifth scheduled states have a higher proportion of ST population in rural areas - Chhattisgarh 36.42%, Jharkhand 28.22% etc. The ten states cover nearly 74% of the total tribal population in the country. The Tribals are among the poorest and most marginalised sections in the country. Table 3.56 provides data on select indicators on

poverty literacy and health indicators. It is evident that Tribals disproportionately represent the people below the poverty line, are illiterate and suffer from poor health.

It was based on a thorough examination of the tribal scenario in the country, by Bhuria committee and the recommendations there in, that the Bill to extend provisions of panchayats to fifth scheduled areas was passed by the Parliament. The objectives of PESA and the salient provisions of PESA Act 1996, are provided in Tables 3.57 and 3.58. A number of expert groups and committees constituted after the enactment of PESA looked at finding solutions to issues of tribes and the administration of scheduled areas where there were gaps and ambiguities as detailed in Table 3.59. The provisions of PESA approved by the parliament in 1996, mandated amending related provisions in the respective State Panchayati Raj Acts before 24<sup>th</sup> December 1997. Status of the State confirmity acts as of now is provided below.

### **3.5.1. Definition of Village**

Definition of village as per Section 4(b) of PESA has been incorporated in the Panchayati Raj legislations in all the fifth schedule States. Operationally the village in all the states mean only the revenue village and not the social village possibly for reasons of economic viability.

### **3.5.2. Mandatory Power of Gramsabha**

As far as mandatory powers of the Gramsabha(s) are concerned, the state's Panchayati raj Act(s) in all the fifth schedule states, empower the Gramsabha in managing community resources through traditional management practices, resolving the local disputes, approval of plans, programs and projects for socio-economic development of the villages, as well as selection / identification of beneficiaries; and issue of utilisation certification for funds within their territories (See Table 3.60). Not all the states have aligned the state's acts fully with PESA for managing community resources. Under Section 129.C (iii) Madhya Pradesh Panchayat Raj Avam Gram Swaraj Adhiniyam (MPPRGSA) of 1993 are complete in consonance with the PESA wherein Gram Sabha is empowered to manage natural resources including land, water and forests within the area of the village in accordance with its tradition and in harmony with the provisions of the constitution. Chhattisgarh and Jharkhand also have followed the same approach. However, in Odisha, the competence of the Grama Sasan under section 5(6) of the Orissa Gram panchayat Act is qualified by the clause 'consistent with the relevant laws in force and in harmony with basic tenets of the constitution'. The unclear procedures to be followed for safeguarding and preserving traditions and customs of the Tribals in state act(s) are also present in almost all fifth schedule states. Regarding identification and selection of beneficiaries, in Madhya Pradesh, Chhattisgarh and Jharkhand the decision of Gramsabha is subject to rules or order issued by the state government and again this function is applicable in both scheduled and non-scheduled areas. In case of Odisha, there is no clear demarcation of functions and roles of the three tiers of the Panchayats. The issuance of certificate for utilisation of funds in Andhra Pradesh and Himachal Pradesh are exemplary as it not only makes the Gram Panchayat accountable to the Gramsabha but also to every government authority/department. Another interesting feature is found in case of Orissa in PESA areas, where the Gramsabha has the final authority to adopt its own budget.

### **3.5.3. Role of Gramsabha in Centrally Sponsored Schemes**

The role of Gramsabha in implementation of Centrally Sponsored Schemes is covered in Table 3.61. Prior informed consent of the Gramsabha is required for implementation of such programmes in PESA areas.

### **3.5.4. Discretionary powers of Gramsabha or panchayat at appropriate level**

The control over land acquisition and resettlement and rehabilitation, planning and management of water bodies, prospecting of minor minerals and grant of concession for exploitation of minor minerals are yet to be devolved to Gramsabha in all the Schedule-V areas (Table 3.62). The state's land acquisition act of Rajasthan, Odisha, Jharkhand, Chhattisgarh and Madhya Pradesh do not have provisions for consultation of Gramsabha or Panchayat at appropriate level mandatory before acquisition of land in scheduled areas. In case of Himachal Pradesh and Gujarat, the consulted bodies for land acquisition is Gram Panchayat and Taluka Panchayat respectively, instead of Gramsabha. Even after recommendation made by Enviro Legal Defence Firm (ELDF) in 2011, the power to give recommendations on acquisition and resettlement and rehabilitation scheme is still with Mandal Parishad in Andhra Pradesh, which should be done by Gramsabha. Again rule 7 of Andhra Pradesh is still followed which grant powers to the Mines and Geological Department to decide on minor minerals and excludes Gram Panchayat partially. There is no clear concession rules for scheduled and non-scheduled areas in the Rajasthan Minor Mineral Concession Rules, 1986 as well. Also, the Bombay Minor Minerals Extraction Rules, 1955 is not in conformity with the PESA as the Gramsabha has not given any role. In Gujarat and Madhya Pradesh there is no role of Gramsabha in grant of leases of mining minor minerals within Gujarat Minor Mineral Rules, 1966 and Madhya Pradesh Minor Mineral Rules, 1996; which needs to be amended to bring in consonance with PESA.

In case of Odisha, not all powers are with the Gramsabhas, whereas most of the powers like providing financial assistance for the development of water supply, minor irrigation, sanitation etc. have been given to Zilla Parishad, resulting in weakening the centrality of the Gramsabha. It is not in the case of minor water bodies alone but the power to manage all resources in the state lies with Zilla Parishad, which should have been with Gramsabha. Similar evidence is also found in Jharkhand, where Zilla Parishad has the power to plan, manage, control and own. In addition to that the Bihar Irrigation Act of 1997 and Bihar Emergency Cultivation and Irrigation Act of 1956 provide significant amount of power to the government officials to manage the minor water bodies in rural areas. The ELDF recommended to align various Acts like the Rajasthan Fisheries Act 1952, Land Special Irrigation Charges Act, 1952 and Minor Irrigation Works Act, 1953 with PESA, as these legislations also deal with use of water bodies for various purposes hardly take into account the powers of Gramsabha. The minor water bodies are classified to their size and their ownership vested accordingly for the implementation of the Chhattisgarh Panchayat Raj Act (CPRA). Additionally, the CPRA empowers Gramsabha to manage its land resources.

### **3.5.5. Reservations**

In all the tribal dominated states 50 percent of the seats and cent percent seats of chairpersons at all levels are reserved for scheduled tribes. Except Maharashtra and Rajasthan, all other PESA implemented states have legislative provisions in their respective state's Panchayati raj act(s) to nominate persons from scheduled tribes which don't have



representation in Block and District panchayats. Incidentally, the Supreme Court cleared the way for panchayat elections in Jharkhand. On 12<sup>th</sup> January, it upholds the PESA Act that reserves 100 percent panchayat chairpersons' posts in tribal areas for scheduled tribes.<sup>3</sup>

### **3.5.6. Powers of Gramsabha and Panchayats at the appropriate level.**

The powers and functions across different tiers of panchayat is briefly mentioned in Table 3.63 and 3.64. No provisions are mentioned for prevention of land alienation and restoration of alienated lands in Himachal Pradesh and Chhattisgarh. The power to prevent land alienation in Gujarat lies with the District Panchayat not with the Gramsabha. In case of Jharkhand, strong tenancy laws<sup>4</sup> provide prevention of land alienation of Scheduled Tribes, however are not linked to central PESA Act. The Jharkhand PESA Act hardly recognises the power of Gramsabha or Panchayat at appropriate level in any of the provisions mentioned in section 4(m)(i) to (vii) in PESA.

The powers to manage village markets, control over money lending<sup>5</sup>, institutions and functionaries in all social sectors in Himachal Pradesh are divided between Gramsabha and the Panchayat which is not consonance with PESA.<sup>6</sup> Regarding ownership of minor forest produce Forest Rights Act (FRA), 2006 provisions need to be incorporated along with PESA. Where former legislation talks about ownership, use and access of forest produce, later only focuses on ownership. There is overlapping of functions of government officials and Gram Panchayat with regard to land alienation in Andhra Pradesh.<sup>7</sup> Again, most of the powers have been with Mandal Parishad and Gram Panchayat, whereas the role of Gramsabha has not been taken account in the AP PESA. Regarding institutions and functionaries in all social sectors clarity of powers across the PRI is absent in all the states.<sup>8</sup> In Odisha, Grama Sasan is kept away from all kinds of powers.

All the ten states having PESA areas in its jurisdiction have amended their State Panchayati raj Acts but not entirely in consonance with PESA. However, there are a number of state subject legislations related to land acquisition, excise, mines and minerals, forest produce, village markets and money lending, which are yet to be aligned with PESA. The gaps between the central and state legislations, clashes between PESA and pre-existing laws, overlap of control between different tiers of panchayats, lack of clarity on important concepts like community resources, minor water bodies, consent / consultations etc. are some of the legal difficulties for implementation of PESA. For instance, there is an ambiguity in the role of Gramsabha in consultation and in giving consent. This needs to be clearly defined. Participation, consultation and consent of Gramsabha is necessary to retain the Tribal rights paradigm upheld by PESA.

The Second Administrative Reforms Commission has recommended that Government of India need to issue specific directions under Proviso 3 of Part A of the Fifth Schedule to establish a forum at the central level to look at violations and apply correctives. The report "Expert Committee on Leveraging Panchayats for efficient delivery of Public Goods and Services",

---

3 <http://www.downtoearth.org.in/news/jharkhand-ready-for-panchayat-polls-922>

4 The Chota Nagpur Tenancy Act, 1908 and Santhal Paragana Tenancy (Supplementary Provisions) Act, 1949.

5 There is no provision to control money lending also in Chhattisgarh Panchayati Raj Act.

6 See June 2011 – Final Report on Himachal Pradesh by ELDF.

7 See Section 3 of the Andhra Pradesh (Scheduled Areas) Land Transfer Regulation, 1959 and AP PESA Act.

8 ELDF report

suggests that the “Ministry of Tribal Affairs may constitute a special taskforce of persons with expertise to study the functioning of the Fifth and Sixth schedules and laws related to the Tribal people and recommend arrangements for the Fifth Schedule Areas within one year.” The report also states that “This would be most helpful in mitigating the ongoing conflict in Naxal areas-which are also synonymous with Tribal areas in several parts of the country...” The report finally makes an interesting statement “The committee are firmly of the view that while security measures might be paramount in the most affected areas, in the less extremist -affected and least extremist -affected tribal areas, development and welfare spending grounded in the partly PESA model of participative development would deliver spectacular results both for the wellbeing of the areas where the Indian State’s writ still runs, as well as constitute a powerful demonstration effect for the most affected areas, which are now seeing little more than intense security action”...

“Another important facet of PESA is missing that which guarantees the supremacy of the Gramsabha in the exercise of the powers given in 4(n), which stipulates the fundamental principle of administration in a democratic framework. But this has been bypassed by the West minister pattern of democracy. It recognizes fundamental feature of democracy, which is that power rests in the people and not in the superior body. Hence no superior body can assume the powers of the people. In fact PESA has paved the way for vibrant and mature democracy..... .... The assembly of people should remain the supreme authority to determine the path of development. Hence it calls for proper implementation of PESA and promotion of self-governance in consonance with its provisions”... [Source: *An Appraisal of Panchayats in Fifth Schedule Areas in “Status of Panchayati Raj in the States and Union Territories of India 2013, Institute of Social Sciences.*]

### **3.6. An overview of systems of local democracy in the North-East**

It was indicated in Chapter 1 that a consultation on local democracy was organised by TISS. A report of the consultation is provided as Annexe 11. A brief summary is provided here.

North-East India comprises of eight states, located in the foothills of the Himalayas and it shares international borders with China in the North, Bhutan in the West, Bangladesh in the East and Myanmar in the South. After the North-Eastern (Reorganisation) Act of 1971 was passed in the Parliament, it led to the establishment of the North-Eastern Council (NEC) in 1972, from then on the region came to be popularly known as North-East. The region is most diverse in population, language, belief and customs, and is undeniably distinctive in comparison to the rest of the country.

During the colonial period, the hill areas of North-East India were under the Governor of Assam as per the Government of India Act of 1935 and were demarcated as ‘Excluded Areas’ and ‘Partially Excluded Areas’. It consisted of the province of Assam, and the two Princely States of Manipur and Tripura. The Bordoloi Sub-Committee, an advisory committee on Fundamental Rights of Minorities in Tribal Areas was constituted in May 1946 by the Constituent Assembly of India. The Sub-Committee drafted a report in support for a separate model of administration. The report stated that British administrative system in the tribal areas of Assam made the region isolated from other parts of the country. The effort was to accommodate the collective aspirations of the tribal communities within the broader framework of a democratic political system, characterised by centralised powers, in a situation characterised by a mix of apprehension, confusion and hope in the days immediately preceding the adoption of the Indian Constitution.

In 1963, a separate state of Nagaland was formed from the Naga Hill District of undivided Assam. After the North-Eastern Council Act, 1971, the Autonomous state of Meghalaya became a full-fledged state while Mizoram and Arunachal Pradesh (previously called as North-Eastern Frontier Agency (NEFA)) continued to remain as union territories till 1987 when they became states. The princely states of Manipur and Tripura integrated into independent India in 1949. The two states were under the special administrative region in the control of central government, subsequently given the status of union territories. In 1972, Manipur and Tripura officially became states of India.

The 'Scheduled Areas' are termed as 'Fifth and Sixth Scheduled Areas' under Article 244 (1) and (2) of Part X of the Indian Constitution. The provisions of the Sixth Schedule is uniform and same in their application to various tribal areas in the States of Assam, Meghalaya, Mizoram and Tripura i.e. till the reorganisation of the North-Eastern areas under the North-Eastern Areas (Reorganisation) Act, 1971. Throughout the years several amendments in the Sixth Schedule are made in regards to individual ADCs. For example, the provisions made in the Sixth Schedule by the Sixth Schedule to the Constitution (Amendment) Act, 1988 apply exclusively to the States of Tripura and Mizoram only, while the provisions incorporated by the Sixth Schedule to the Constitution (Amendment) Acts, 1995 and 2003 apply only to the tribal areas in the State Assam.

The Sixth Schedule provides provision for a process of decentralisation which enables the tribal population to have separate laws for the governance and administration of their areas. This provision also allows them to preserve their distinct identity, history, customary practices and traditional beliefs. These areas are exempted from the application of Parts IX and IX-A of the Indian Constitution that deals with the provision of the Panchayati Raj Institutions (PRIs). In comparison to the PRIs the Sixth Schedule provides wide ranging powers of making laws which are often incoherence with the traditional and customary laws execute developmental activities and judicial powers to the district councils in tribal areas.

The Sixth Schedule provides for the creation of Autonomous Councils for their self-administration. In addition to the Autonomous Councils in the Sixth Schedule areas, some tribe specific special autonomous councils have also been created through the state enactments in Assam and Manipur. Since the 'Scheduled Areas', have the provision for Autonomous districts/territorial/regional councils, funds are directly allocated from the Centre to these areas for their self-governance.

The Sixth Schedule areas comprise of ten regions of North-East India. Under Articles 244 (2) and 275 (1) of the Indian Constitution, provisions for administration of Tribal Areas are provided in the following States of:

- 1. Assam:** The three autonomous councils under the sixth schedule are North Cachar Hills District Council (Dima Hasao) and the Karbi Anglong District Council (KADC) and Bodoland Territorial Council (BTC). The state government created six more councils which although do not fall under purview of the sixth scheduled areas yet their pattern of administration is similar. In 1995, three Autonomous Councils were formed that were carved out of two or more districts that were largely occupied by one majority tribe. They were the Rabha Hasong Autonomous Council (RHAC), Lalung (Tiwa) Autonomous Council (LAC) and Mising Autonomous Council (MAC). In 2005, three more were formed, namely Thengal Kachari Hill Council, Sonowal Kachari Council and Deori Council.

However, these regions have limited administrative powers since they still continue to function under the Panchayati Raj Institution

2. **Meghalaya:** The three autonomous councils are Khasi Hills Autonomous District Council (KHADC), Garo Hills Autonomous District Council (GHADC) and Jaintia Hills Autonomous District Council (JHADC). These councils cover the entire seven districts of Meghalaya.
3. **Tripura:** Consist of only one Tripura Tribal Areas Autonomous District Council (TTAADC) covering large territory of four districts that consist of almost 70 per cent of the state's geographical area. The TTAADC comprise of different ethnic groups. TTAADC areas are divided into four zones with the zonal areas further divided into 32 Sub-Zones.
4. **Mizoram:** The three Autonomous District Councils in Mizoram have been constituted in accordance with Paragraph 20 of the Sixth Schedule, namely (1) Chakma Autonomous District Council (CADC) (2) Lai Autonomous District Council (LADC) and (3) Mara Autonomous District Council (MADC). The three ADCs share international border with Myanmar and its population have cultural affiliation with the communities residing in the fringe of the border.
5. **Manipur:** Under the Manipur Hill Areas District Councils Act, 1971 passed by the state legislation provides a limited self-administration to the hill districts of the state. The Hill areas administration is independent of Part IX of the Indian Constitution but at the same time they do not come under the Sixth Schedule. The five ADCs are Senapati, Sadar Hills, Churachandpur, Ukhrul, Tamenglong and Chandel.
6. **Nagaland:** The state of Nagaland was formed in 1963 and its population comprise of 16 major tribes who are together known as the 'Nagas'. The village councils of the state do not fall under the Sixth Schedule. The traditional institution of the village council was given a legal status in 1968. The Village Development Board (VDB) was created by the Village Council and Area Councils Act of 1978. Village Councils are an important governance system in rural Nagaland.

Unlike the PRIs, each of the ADCs is in harmony with the traditional socio-political institutions it had prior to their inclusion in the Sixth Schedule. With the help of this provision the different communities are also preserving and maintaining their traditional pattern of agricultural activities. There are certain unique aspects of ADC in Tripura. The Tripura Tribal Area Autonomous District Council (TTAADC) is not named after any particular tribe because of the heterogeneous ethnic composition of the many tribes in Tripura. There are 19 major tribal groups in Tripura and the ethnic composition of the tribes including the majorities that each commands has meant that many of the smaller tribes are not able to find adequate representation in the TTAADC. This, according to her is the primary reason why the TTAADC has not legislated on social customs of the tribals, including customary law. In case of Meghalaya, the traditional councils the Syiem, Doloi and Nokma, in Khasi, Jaintia and Garo Hills respectively, are treated as subordinate officials of the ADCs. In Nagaland, the traditional forms of delivery system of justice are called as village courts or village council as per law which continues to exist. Traditionally, the people are dependent on them and it still continues to function in order to resolve any matters of the village (i.e. disputes with regard to land, issues of law and order, issues on property rights etc).

Some of the major points which are presented in the individual papers are summarised below:

### **3.6.1. Parallel Administration and Allocation of Funds:**

There exist a parallel administrative functioning within the District, one headed by the Councils, which has wide ranging Executive and development functions and the other headed and coordinated by the Deputy Commissioner, who operates through separate agencies such as DRDA and state level Department Officers posted in the District. This parallel system of the district administration undertaking works through the village councils directly has not led to more decentralization but less of it. It has made the state departments and DRDA's enormously powerful, going beyond playing the role of fund releasing to micro-managing the implementation of every scheme through a system of centralized sanctioned approvals of programmes and beneficiary list. Besides, all funds under centrally sponsored schemes are totally in the hand of the state government. To overcome these problems, it is suggested that allocation of funds to the district councils with more funds should be based on normative and transparent considerations.

In case of Tripura the zonal offices are manned by the cadre officers of the State Civil Service while the sub-zonal offices are manned by officer-bearers appointed by the TTAADC. In each Zone there is a Zonal Development Committee comprising of a Chairman of the elected Village Committees, the Member of District Council (MDCs), MLAs and the Executive Member(s) of the District Council. There are thirty-five Rural Development Blocks in the State. Out of these, nineteen blocks are within the Sixth Schedule area and eighteen blocks of a mixed nature are within the jurisdiction of both the Sixth Schedule and Panchayati Raj areas. TTAADC is receiving fund from the State Government under three sources namely, Plan Fund, Share of Taxes (Non-Plan) ADC own Fund, Transfer of funds from various departments of the State Government on transfer of schemes for implementation by the Autonomous District Council.

The Sixth Schedule provisions are based on self-administration and the elected members have the various executive and legislative powers. But the state government which is mainly responsible for rural development also regulates ADCs in regard to funding for developmental activities. Hence the intervention of the state government remains constant in ADCs.

### **3.6.2. Demand for Sixth Schedule amendments:**

The Sixth Scheduled Areas and those areas not covered under Parts IX of Constitution provides an uniform and systematic approach to administration in the scheduled areas cutting across heterogeneity in population, spaces and aspiration of the people. It is claimed that this approach to be 'one size fits all' that cannot be applied to those areas of ADC's in Mizoram, since the diversity of the situations; institutions and tradition of these areas are different. It is indeed true that when the Bordoloi Sub-Committee, had articulated the Scheduled Areas for the tribal majority hill regions, it considered the areas to some extent unvarying similar.

Since 1990s, the Mizoram political leaders of United Lai, Mara and Chakma Autonomous District Council have pursued for the amendment of 6th Schedule to the Constitution in order to have wider autonomy. On several occasions, the Government of Mizoram has put

forward recommendations for Amendment of Sixth Schedule. There is frequent demand that Paragraph 13 of the Sixth Schedule should be amended by incorporating the provision of direct funding i.e. direct fund allocation of Plan & Non Plan to the Autonomous Territorial Councils by the Government of India from consolidated fund of India. Both Plan & Non-Plan funds may be passed in the Legislature of state with change. Thereafter it will be passed by the Council concerned thereby ready for use.

Another point raised that the Paragraph 21 of the Sixth Schedule gives the power to amend, by way of addition, variation or repeal, any of the provisions of the Sixth Schedule, including Paragraph 20, lies exclusively with the Parliament. Also paragraphs 20BA and 20BB provides the discretionary powers of the Governor in the application of the Sixth Schedule to the States of Assam, Mizoram and Tripura only. Since the amendments of Sixth Schedule can be only introduced in the Parliament and the ADCs executive members do not have direct power to make any modifications in the rules and regulations, the political autonomy though provided to the ADCs yet with limited executive powers. Add to that the Governor has discretionary powers over the ADCs.

The Direct Funding as claimed and expected by the leaders of ADC's of Mizoram is not within the provision of the Constitution of India and it may only be concretized by amending Article 275 (1) and Paragraph 13 of the Sixth Schedule to the Constitution of India. Whereas, Paragraph 13 of the Sixth Schedule to the constitution of India states that Estimated receipts and expenditure pertaining to autonomous districts to be shown separately in the annual financial statement. Contrary to the claim and expectation of the leaders of the ADC's of Mizoram; Panchayati Raj, Village empowerment, Centrally Sponsored Scheme (CSS) and Border Area Development Programme (BADP) seemed to be the version of Direct Funding which has been emphasized by the Government of India.

Direct Funding is the most problematic political issue and it is most talked about political issue in Mizoram at present since most often the State Government, delay the funds. So, in this regard the State Government also should timely release of the funds allocated for the ADCs. It has been suggested that the provision for augmenting the consolidated fund of India and State to supplement the resources of the ADCs should be included in Article 280 (B) (bb) and (C) by amending the constitution of India

### **3.6.3. Reservation for Women in Mizoram:**

The 73rd and 74th Amendments passed in 1993, which introduced panchayats and municipalities in the Constitution, give reservation of one-third of seats for women in these bodies. This have empowered the rural women and they actively participate in the political decision making process. The representation of women in majority of the District and Village Council level is below 10 per cent. As per the age old Ao tradition, women are not allowed to participate in the decision making. They cannot be a member of the Village Putu Menden, Gaon Bura and they do not participate they are not in many of traditional community activities. In regard to inheritance of ancestral property, women are not entitled to inherit. But in TTAADC, it has been commented that 1/3 of total seats are reserved for women members at the sub zonal advisory committee and TTAADC village committee.

The North Eastern states in comparison to other states of India have an egalitarian society. But in case of representation of women at the political level has been very dismal particularly in the state legislative assembly. Nagaland and Mizoram became full-fledged

states in 1963 and 1986 respectively but Nagaland is yet to represent a woman and till date Mizoram has elected only two women to its legislatures.

#### **3.6.4. ADCs vs. PRIs:**

It emerged from the consultations that, the 73rd Amendment of the Constitution relating to Panchayat institutions which was passed by the Parliament in December 1992 and brought into effect on April 24, 1993 have had an effect on the ADCs in Assam and Tripura. The PRIs would cover as many as 29 subjects within their jurisdiction. When all those provisions of the 73rd Amendment about the power/authority, scope of function and financial support for the exercise of power and discharge of the responsibilities by the Panchayat bodies are compared with those attached to the ADCs under the Sixth Schedule, it is found that while the ADCs have several regulatory powers subject to the State control, the Panchayats are in a more advantageous position in respect of developmental functions. In fact, in the matter of exercise of developmental functions, the ADCs have to depend on the State Governments. It is also observed that the people of Meghalaya do not support 73rd Amendment because it goes against the functioning of traditional institution.

Unlike the states of Assam, Mizoram, Meghalaya and Tripura, the ADCs of Manipur do not fall under the sixth schedule. It has been pointed out that the ADC's in Manipur are weak agencies of development; they do not have any role in state budget, they are not affective in collecting taxes. The introduction of tribal language, culture, history has been neglected at the grass root level. The ADCs lack financial autonomy and are often under the mercy of the state government for allocation of funds to these regions.

The Tiwa Autonomous Council is patterned on the Autonomous District and Regional Councils created by the Sixth Schedule provides self-rule within the Council. Since the council do not fall under the Scheduled areas, most of the rural development takes place under the Panchayati Raj system. According to the Accord, Assam Panchayat Act 1994 and Assam Municipal Act 1994 cannot be introduced in the council area. On the contrary, at the field (i.e. in council area) Panchayati Raj Institution is a common phenomenon. So, at present the council has to function parallel with Panchayati Raj Institutions (PRIs). Further the State Government has not taken any initiative to constitute the Village Council at grassroots level which is one of the major components of Lalung (Tiwa) Accord.

#### **3.6.5. Land Alienation:**

Despite restrictions on transfer of tribal land to non-tribal under section 187 of the Tripura Land Revenue and Land Reforms Act, 1960 (amended from time to time), there has been enormous land transferred of tribal lands illegally through unfair means or benami both in the District Council and non-District Council areas of the State. Alienation of tribal lands to more advanced non-tribal people.

Though agricultural land and community forests are a part of the 'land' mentioned as subject under the Sixth Schedule but reserve forests and sanctuaries are not a part which means that the local people have to take permissions from government official for requirement of bamboos or any other resources.

It was mentioned that in 2014 the Chief Minister of Meghalaya, officially wrote to the Government of India that the Social Customary practices are in conflict with the Central

Mines Act, Mining Regulation, and other Acts, this was followed with the Meghalaya Legislative Assembly also passing an official resolution seeking exemption of these Central Acts, Regulations under Para 12A (b) of the Sixth Schedule to the Constitution of India. In the author's observation to a recent newspaper article in The Shillong Times on 30 October 2015, the Union Ministry of Coal has, in principal, agreed to exempt the operation of the Coal Mine Nationalization Act, 1973, under para 12A (b) of the Sixth Schedule to the Constitution subject to its approval by the Union Ministry of Home Affairs.

On the other, the BTC accord under Article 4.5 provision of para 8 of Sixth Schedule regarding power to assess and collect land revenue and impose taxes shall be applicable to BTC. This implies that BTC have been empowered by the Constitution to levy and collect land revenue, taxes on land and buildings, taxes on animals, vehicles and boats, taxes on entry of goods etc. The land revenue is exclusively collected by BTC authority and spent on salary of lower grade staff of the councils. A concrete financial rule regarding tax collection and financial autonomy is yet to make at council level. Till now there are three main sources of finance for BTC are: (1) Central government packages, (2) State government Grant. This was Rs 400 cr in the Annual budget of Assam Government. (3) Land revenue collected by BTC. So there is hardly any effort by the council even to thrive for financial autonomy.

#### **3.6.6. Ethnic Violence and demand for greater autonomy in ADCs:**

The 6th schedule was framed with the expectation that it will bring harmonious co-existence of the tribal people, however in contemporary times ethnic tensions are quite frequent. The case study of Karbi Autonomous Council where in ethnic tensions between the kukis-Dimasas, Karbi-kuki and Karbi-Dimasa conflict had created unrest in the ADC. It is also mentioned that the BTAD consists of only about 8, 99,907 (23.99 per cent) Bodos, as per 2011 Census, and rest of the population are non-Bodos, which includes the Asomiya Hindus, Koch-Rajbanshis, Muslims, other ST communities, Bengali Hindus, Adivasis, Nepalis. Due to diversity of tribal groups residing in the ADCs and since each group having their own distinctive cultural values and identity, the ADCs of Assam in recent times have witnessed many ethnic conflicts, communal riots and have become centres of insurgent problems.

In the state of Manipur, the National Highway 2 (comes from the Nagaland side to Manipur) and National Highway 37 (comes from Silchar, Assam) pass through the hill districts are usually centres of protest demonstration, violence and curfew, and the Tribals have power to control these highways. The Tribals use the highways for demanding autonomy, regarding district council or any bill that has not passed by the state government.

#### **3.6.7. Transforming ADCs to address people's aspirations**

Autonomy is an instrument for negotiating competing claims in the multi-ethnic and multi-religious state. In fact, it has been seen as a panacea for solving ethnic conflicts in different parts of the world. Interestingly in North East India, the autonomy movement also leads to the violent movement. It is because the lack of the attention of the government on the people's aspiration and peoples view. The focus of autonomy movement in North East India has shifted to the accommodation of competing ethnic claims instead of tackling the real issues of isolation and socio-economic development. This study found that ADCs have the inheritance problem with the same bureaucratic character of autonomous democracy. Therefore, it can be concluded that the common people are not benefited from the Council.



Lack of healthy parliamentary practices in the legislative field, lack of effort on mobilization of additional revenue by developing financial resources for undertaking development activities and lack of coordination between official departments and political components of District Council, lack of peoples' participation, failed to evoke local initiative are the major reasons that are directly or indirectly responsible for the failure of the ADCs. Thus "the Councils have hardly brought about the intended social and economic changes in the tribal areas" and "not been able to live up to the people's expectations".

Although, the Autonomous councils whether constituted under the Sixth Schedule or constitute by state legislature have hardly brought about social and economic changes in the tribal areas, however, the Sixth Schedule have provided a fair degree of autonomy for the tribal people living in Assam. May be it is the reason which induce the different Tiwa organization basically the All Tiwa Students Union (ATSU) to demand the inclusion of Tiwa Autonomous District Council under Sixth Schedule of the Constitution. They think that inclusion of Tiwa Autonomous District Council under Sixth Schedule of the Constitution would led to protection of identity of Tiwa as ethnic community as he Sixth Schedule have provided a fair degree of autonomy to the respective councils formed under Sixth Schedule. However, the analysis of the autonomy at the district council taken for study shows that demand for the autonomous status to protect own identity, ethnicity cannot be the solution for the problem of identity and ethnicity in the state like Assam which is the homeland of many different communities until the district council would address "issue of control of resources, finances and costs of running autonomous territories in a comprehensive manner". There is a serious need for generating awareness among common masses about the council along with transferring of relevant power to the council according to the provision made; otherwise it will always be an institution for the elite class only who will be loyal to ruling party at the State. Thus, the issue of autonomy for Tiwa community found to be a subject of debate and controversy as the Tiwa Autonomous Council which is the outcome of a long term movement of Tiwas of Assam for autonomy has been introduced by the Government of Assam on the basis false and wrong promises.

### **3.7. Closing Remarks**

Through this extensive study states have been ranked based on the cumulative performance in Devolution, as well as the incremental index. Through the cumulative index of devolution we broadly arrive at States which have made substantive progress in the operational core of decentralisation as well as creating support systems for devolution. While both the dimensions are fundamental to the devolution, the dimension which influences the aggregate index stronger is the operational core and rightly so since devolution theory clearly indicates that "effective transfer of functions based on the principle of subsidiarity", "unambiguous control of the panchayat over the functionaries discharging the functions", "financial authorisation of the panchayat commensurate to the functional responsibility" and the "ability of the panchayat to function as cutting edge partners with the line department as autonomous agencies in decision making" are critical to effectiveness in devolution. So far we have been able to achieve this only in a handful of States viz., Kerala, Karnataka, Maharashtra, Tamilnadu and Gujarat.

The incremental index was an effort to identify innovations and sparklines in transition. It is important to identify the sparklines and highlight the outputs and build up the momentum and tempo for a sustainable impulse towards effective devolution in such States. That we

have been able to identify a few States in the lower portion of the upper half in the overall national picture (of cumulative devolution index) through the incremental index, throws up opportunities for strengthening the best practices identified in such States - Andhra Pradesh, Sikkim and Odisha.

The efforts towards analysing PESA in the field clearly indicates the need for improving the coordination of the PRIs with the Department of Tribal Affairs and with the line departments. The quantum jump required from “representative democracy” to the political realm of “participatory democracy” is possible only if the Panchayati Raj Departments and the PRIs in the PESA States imbibe on an understanding of this and make an effort towards operationalising this.

The study on local democracy in VI<sup>th</sup> scheduled areas might appear to be out of context, but enquiries on how they have performed in their judicial and legislative functions is of interest since there is a need for extending such powers and authorities to V<sup>th</sup> scheduled States. Further there are also possibilities for strengthening participatory planning in the VI<sup>th</sup> scheduled areas which could be extremely important in delivering improved developmental services for the marginalised sections in these areas. However the context is complex and an approach of “one size fits all” cannot be applied as outlined by the Report of the Expert Committee for “Planning for the Sixth Scheduled Areas and those areas not covered by the Parts IX and IX-A of the Constitution.”

Finally it is very important to highlight the fundamental limitation of the framework of the devolution study is that it can at best create index values on outputs of devolution. Looking at outcome indicators on devolution- how effective local economic development and social justice are happening in the States is more relevant. It is therefore critical to take up studies on this aspect in parallel which could further the cause of decentralisation in the country.

**Table 3.1**  
**Progress in transfer of functions in the Primary Sector by State across type of interventions**

Name of Federal Unit	Primary			
	Number of functions delegated by legislature	Number of Executive Orders Issued	Number of Executive Orders operationalised	Number of changes in allied acts
Andaman And Nicobar Islands	0	7	7	0
Andhra Pradesh	7	5	3	0
Arunachal Pradesh	0	6	6	6
Assam	0	7	0	0
Bihar	0	6	0	0
Chandigarh				
Chhattisgarh	7	7	7	6
Dadra and Nagar Haveli				
Daman and Diu	7	7	6	0
Goa	0	0	0	0
Gujarat	6	0	6	5
Haryana	7	3	3	0
Himachal Pradesh	7	7	7	0
Jammu and Kashmir	7	7	7	0
Jharkhand	7	5	5	0
Karnataka	7	7	7	7
Kerala	7	7	7	7
Lakshadweep	3	3	3	0
Madhya Pradesh	5	5	5	5
Maharashtra	6	4	4	1
Manipur	3	3	1	0
Odisha	6	6	6	0
Puducherry	0	0	0	0
Punjab	1	1	1	0
Rajasthan	7	7	5	1
Sikkim	7	7	6	3
Tamil Nadu	7	7	7	7
Telangana	7	3	3	2
Tripura	4	4	4	0
Uttar Pradesh	6	3	0	0
Uttarakhand	5	3	2	0
West Bengal	7	7	7	0

*Note: Data from Arunachal Pradesh based on last year's schedules*

**Table 3.2**  
**Progress in transfer of functions in the Secondary sector by State across type of interventions**

Name of Federal unit	Secondary			
	Number of functions delegated by legislature	Number of Executive Orders Issued	Number of Executive Orders operationalised	Number of changes in allied acts
Andaman And Nicobar Islands	0	5	5	0
Andhra Pradesh	5	3	3	0
Arunachal Pradesh	0	5	5	4
Assam	0	4	0	0
Bihar	0	3	0	0
Chandigarh				
Chhattisgarh	4	4	4	4
Dadra and Nagar Haveli				
Daman and Diu	5	5	2	0
Goa	0	0	0	0
Gujarat	1	0	1	1
Haryana	5	1	1	0
Himachal Pradesh	5	5	5	0
Jammu and Kashmir	2	2	2	0
Jharkhand	1	1	0	0
Karnataka	5	5	5	5
Kerala	5	5	5	5
Lakshadweep	0	0	0	0
Madhya Pradesh	2	2	2	2
Maharashtra	2	1	1	0
Manipur	2	2	2	2
Odisha	1	1	1	0
Puducherry	0	0	0	0
Punjab	3	3	3	3
Rajasthan	5	5	5	0
Sikkim	5	5	5	0
Tamil Nadu	5	5	5	5
Telangana	0	0	0	0
Tripura	1	1	1	0
Uttar Pradesh	5	0	0	0
Uttarakhand	0	0	0	0
West Bengal	5	5	5	0

*Note: Data for Arunachal Pradesh, Manipur and Punjab based on last year's data*

**Table 3.3**  
**Progress in transfer of functions in the Tertiary sector by State across type of interventions**

Name of Federal unit	Tertiary			
	Number of functions delegated by legislature	Number of Executive Orders Issued	Number of Executive Orders operationalised	Number of changes in allied acts
Andaman And Nicobar Islands	0	14	13	0
Andhra Pradesh	13	8	8	0
Arunachal Pradesh	0	12	12	12
Assam	0	10	0	0
Bihar	0	9	0	0
Chandigarh				
Chhattisgarh	11	11	11	11
Dadra and Nagar Haveli				
Daman and Diu	18	16	13	0
Goa	3	0	0	0
Gujarat	22	0	22	22
Haryana	17	7	6	1
Himachal Pradesh	28	28	28	2
Jammu and Kashmir	23	23	23	0
Jharkhand	13	10	1	0
Karnataka	28	28	28	28
Kerala	27	27	27	27
Lakshadweep	7	8	8	0
Madhya Pradesh	7	9	7	5
Maharashtra	25	25	24	2
Manipur	2	2	2	0
Odisha	14	14	14	0
Puducherry	0	0	0	0
Punjab	8	8	8	0
Rajasthan	13	13	13	6
Sikkim	28	28	28	0
Tamil Nadu	24	24	24	24
Telangana	8	15	15	1
Tripura	7	7	7	0
Uttar Pradesh	15	1	0	0
Uttarakhand	2	10	4	0
West Bengal	24	24	24	0

*Note: Data for Arunachal Pradesh based on last year's data*

**Table 3.4 a**  
**Distribution of functions in the Primary sector by States across functions**

Name of Federal Unit	Agriculture, including agricultural extension.	Animal husbandry, dairying and poultry.	Fisheries.	Land improvement, implementation of land reforms, land consolidation and soil conservation.	Minor forest produce.	Minor irrigation, water management and watershed development.	Social forestry and farm forestry.
Andaman And Nicobar Islands	Y	Y	Y	Y	Y	Y	Y
Andhra Pradesh	Y	Y	Y	Y	Y	Y	Y
Assam	Y	Y	Y	Y	Y	Y	Y
Bihar	N	Y	Y	Y	Y	Y	Y
Chhattisgarh	Y	Y	Y	Y	Y	Y	Y
Daman and Diu	Y	Y	Y	Y	Y	Y	Y
Goa	N	N	N	N	N	N	N
Gujarat	Y	Y	Y	N	Y	Y	Y
Haryana	Y	Y	Y	Y	Y	Y	Y
Himachal Pradesh	Y	Y	Y	Y	Y	Y	Y
Jammu and Kashmir	Y	Y	Y	Y	Y	Y	Y
Jharkhand	Y	Y	Y	Y	Y	Y	Y
Karnataka	Y	Y	Y	Y	Y	Y	Y
Kerala	Y	Y	Y	Y	Y	Y	Y
Lakshadweep	Y	Y	Y	N	N	N	N
Madhya Pradesh	Y	Y	Y	N	Y	N	Y
Maharashtra	Y	Y	Y	N	Y	Y	Y

Name of Federal Unit	Agriculture, including agricultural extension.	Animal husbandry, dairying and poultry.	Fisheries.	Land improvement, implementation of land reforms, land consolidation and soil conservation.	Minor forest produce.	Minor irrigation, water management and watershed development.	Social forestry and farm forestry.
Manipur	N	Y	Y	Y	N	N	N
Odisha	Y	Y	Y	Y	Y	Y	N
Puducherry	N	N	N	N	N	N	N
Punjab	N	Y	N	N	N	N	N
Rajasthan	Y	Y	Y	Y	Y	Y	Y
Sikkim	Y	Y	Y	Y	Y	Y	Y
Tamil Nadu	Y	Y	Y	Y	Y	Y	Y
Telangana	Y	Y	Y	Y	Y	Y	Y
Tripura	Y	Y	Y	N	N	N	Y
Uttar Pradesh	Y	N	Y	Y	Y	Y	Y
Uttarakhand	Y	Y	N	N	N	Y	N
West Bengal	Y	Y	Y	Y	Y	Y	Y

**Table 3.4 b**  
**Distribution of functions in the Secondary sector by States across functions**

Name of Federal Unit	Fuel and fodder.	Khadi, village and cottage industries.	Non-conventional energy sources.	Rural electrification, including distribution of electricity.	Small scale industries, including food processing industries.
Andaman And Nicobar Islands	Y	Y	Y	Y	Y
Andhra Pradesh	Y	Y	Y	Y	Y
Assam	Y	Y	N	Y	Y
Bihar	N	Y	Y	Y	N
Chhattisgarh	N	Y	Y	Y	Y
Daman and Diu	Y	Y	Y	Y	Y
Goa	N	N	N	N	N
Gujarat	Y	N	N	N	N
Haryana	Y	Y	Y	Y	Y
Himachal Pradesh	Y	Y	Y	Y	Y
Jammu and Kashmir	N	Y	N	N	Y
Jharkhand	N	N	N	N	Y
Karnataka	Y	Y	Y	Y	Y
Kerala	Y	Y	Y	Y	Y
Lakshadweep	N	N	N	N	N
Madhya Pradesh	N	Y	N	N	Y
Maharashtra	N	Y	Y	N	N
Odisha	N	N	Y	N	N
Rajasthan	Y	Y	Y	Y	Y
Sikkim	Y	Y	Y	Y	Y
Tamil Nadu	Y	Y	Y	Y	Y
Tripura	N	N	N	N	Y
Uttar Pradesh	Y	Y	Y	Y	Y
West Bengal	Y	Y	Y	Y	Y



**Table 3.4 c**  
**Distributions of functions in the Tertiary sector by States across functions**

Name of the federal unit	Adult and non-formal education	Burials & burial grounds, cremations & cremation grounds	Cattle pounds, prevention of cruelty to animals	Cultural activities	Drinking water	Education, including primary and secondary schools	Family welfare	Fire services	Health and sanitation, including hospitals, primary health centres and dispensaries	Libraries	Maintenance of community assets	Markets and fairs	Planning and social development	Poverty alleviation programme	Provision of amenities and facilities like parks, gardens and play grounds	Public amenities including street lighting, parking lots, busstops and public conveniences	Public distribution system.	Public health sanitation conservancy and solid waste management	Regulation of land use and construction of buildings	Roads, culverts, bridges, ferries, water-ways and other means of communication	Rural housing.	Safeguarding interest of weaker sections including handicapped & mentally retarded	Slum improvement and upgradation	Social welfare, including welfare of the handicapped and mentally retarded	Technical training and vocational education	Vital statistics including regn of births & deaths	Welfare of weaker sections- in particular, of Scheduled Castes and the Scheduled Tribes	Women and child development
Andaman & Nicobar Islands	Y	N	N	Y	Y	Y	N	N	Y	Y	Y	Y	N	N	N	N	Y	N	N	Y	Y	N	N	Y	Y	N	N	Y
Andhra Pradesh	Y	N	N	Y	Y	Y	N	N	Y	Y	N	Y	N	Y	N	N	N	N	N	Y	Y	N	N	Y	Y	N	N	Y
Assam	Y	N	N	N	Y	Y	Y	N	Y	N	N	N	N	Y	N	N	Y	N	N	Y	N	N	N	Y	N	N	N	Y
Bihar	N	N	N	Y	Y	Y	Y	N	Y	N	N	N	Y	N	N	N	Y	N	N	N	Y	N	N	Y	N	N	N	N
Chhattisgarh	N	N	N	N	Y	Y	N	N	N	N	N	Y	N	N	N	N	Y	N	N	Y	Y	N	N	Y	N	Y	Y	Y
Daman & Diu	Y	N	N	Y	Y	Y	Y	N	Y	Y	Y	Y	N	Y	N	N	Y	N	N	Y	Y	N	N	Y	Y	Y	Y	Y
Goa	N	N	Y	N	N	N	N	N	N	N	N	N	N	N	N	N	N	N	Y	N	N	N	N	N	N	Y	N	N
Gujarat	Y	Y	Y	Y	Y	Y	Y	N	Y	N	Y	Y	N	Y	Y	Y	N	Y	N	Y	Y	Y	Y	Y	N	Y	Y	Y
Haryana	Y	N	N	Y	Y	Y	Y	N	Y	Y	Y	Y	N	Y	N	N	Y	N	N	Y	Y	N	N	Y	Y	N	Y	Y
Himachal Pradesh	Y	Y	Y	Y	Y	Y	Y	Y	Y	Y	Y	Y	Y	Y	Y	Y	Y	Y	Y	Y	Y	Y	Y	Y	Y	Y	Y	Y

Name of the federal unit	Adult and non-formal education	Burials & burial grounds, cremations & cremation grounds	Cattle pounds, prevention of cruelty to animals	Cultural activities	Drinking water	Education, including primary and secondary schools	Family welfare	Fire services	Health and sanitation, including hospitals, primary health centres and dispensaries	Libraries	Maintenance of community assets	Markets and fairs	Planning and social development	Poverty alleviation programme	Provision of amenities and facilities like parks, gardens and play grounds	Public amenities including street lighting, parking lots, busstops and public conveniences	Public distribution system.	Public health sanitation conservancy and solid waste management	Regulation of land use and construction of buildings	Roads, culverts, bridges, ferries, water-ways and other means of communication	Rural housing.	Safeguarding interest of weaker sections including handicapped & mentally retarded	Slum improvement and upgradation	Social welfare, including welfare of the handicapped and mentally retarded	Technical training and vocational education	Vital statistics including regn of births & deaths	Welfare of weaker sections- in particular, of Scheduled Castes and the Scheduled Tribes	Women and child development
Jammu and Kashmir	Y	Y	N	N	Y	Y	Y	N	Y	N	Y	Y	Y	Y	Y	Y	Y	Y	Y	Y	Y	Y	Y	Y	N	Y	Y	
Jharkhand	N	N	N	Y	Y	Y	Y	N	Y	N	N	N	N	Y	N	N	Y	Y	Y	N	N	Y	N	Y	N	N	Y	Y
Karnataka	Y	Y	Y	Y	Y	Y	Y	Y	Y	Y	Y	Y	Y	Y	Y	Y	Y	Y	Y	Y	Y	Y	Y	Y	Y	Y	Y	Y
Kerala	Y	Y	Y	Y	Y	Y	Y	N	Y	Y	Y	Y	Y	Y	Y	Y	Y	Y	Y	Y	Y	Y	Y	Y	Y	Y	Y	Y
Lakshadweep	Y	N	N	Y	N	Y	N	N	Y	Y	Y	N	N	N	N	N	N	N	N	N	N	N	N	N	Y	N	N	Y
Madhya Pradesh	N	N	N	N	N	Y	Y	N	Y	Y	N	Y	N	N	N	N	N	N	N	N	N	Y	N	Y	N	Y	Y	N
Maharashtra	Y	Y	Y	Y	Y	Y	Y	N	Y	Y	Y	Y	Y	Y	Y	Y	Y	Y	Y	Y	Y	N	Y	N	Y	Y	Y	
Manipur	N	N	N	N	N	N	N	N	N	N	N	N	N	Y	N	N	N	N	N	Y	N	N	N	N	N	N	N	N
Odisha	Y	N	N	N	Y	Y	Y	N	Y	N	Y	Y	N	Y	N	N	Y	N	N	Y	Y	N	N	Y	N	N	Y	Y
Puducherry	N	N	N	N	N	N	N	N	N	N	N	N	N	N	N	N	N	N	N	N	N	N	N	N	N	N	N	N
Punjab	N	N	N	Y	Y	Y	Y	N	Y	Y	N	Y	N	N	N	N	N	N	N	N	Y	N	N	N	N	N	N	N
Rajasthan	N	N	N	N	Y	Y	Y	N	Y	N	N	Y	N	Y	N	N	Y	N	N	Y	Y	N	N	Y	Y	N	Y	Y

Name of the federal unit	Adult and non-formal education	Burials & burial grounds, cremations & cremation grounds	Cattle pounds, prevention of cruelty to animals	Cultural activities	Drinking water	Education, including primary and secondary schools	Family welfare	Fire services	Health and sanitation, including hospitals, primary health centres and dispensaries	Libraries	Maintenance of community assets	Markets and fairs	Planning and social development	Poverty alleviation programme	Provision of amenities and facilities like parks, gardens and play grounds	Public amenities including street lighting, parking lots, busstops and public conveniences	Public distribution system.	Public health sanitation conservancy and solid waste management	Regulation of land use and construction of buildings	Roads, culverts, bridges, ferries, water-ways and other means of communication	Rural housing.	Safeguarding interest of weaker sections including handicapped & mentally retarded	Slum improvement and upgradation	Social welfare, including welfare of the handicapped and mentally retarded	Technical training and vocational education	Vital statistics including regn of births & deaths	Welfare of weaker sections- in particular, of Scheduled Castes and the Scheduled Tribes	Women and child development
Sikkim	Y	Y	Y	Y	Y	Y	Y	Y	Y	Y	Y	Y	Y	Y	Y	Y	Y	Y	Y	Y	Y	Y	Y	Y	Y	Y	Y	Y
Tamil Nadu	Y	Y	N	Y	Y	Y	Y	N	Y	Y	Y	Y	Y	Y	Y	Y	N	Y	Y	Y	Y	Y	N	Y	Y	Y	Y	Y
Telangana	N	Y	Y	N	Y	Y	N	N	Y	N	N	N	Y	Y	Y	Y	N	Y	Y	N	N	N	N	Y	N	Y	Y	Y
Tripura	N	N	N	N	N	Y	Y	N	Y	N	N	N	N	N	N	N	Y	N	N	Y	Y	N	N	Y	N	N	N	N
Uttar Pradesh	Y	N	N	Y	Y	Y	Y	N	N	N	Y	Y	N	Y	N	N	Y	N	N	Y	Y	N	N	Y	Y	N	Y	Y
Uttarakhand	N	N	N	N	Y	Y	Y	N	Y	N	N	N	N	Y	N	N	Y	N	N	N	Y	N	N	N	N	Y	N	Y
West Bengal	Y	Y	N	Y	Y	Y	Y	N	Y	Y	Y	Y	Y	Y	Y	Y	Y	Y	Y	Y	Y	N	Y	N	Y	Y	Y	Y

**Table 3.5 (a)**  
**Sanctioned own functionaries and functionaries in local institutions**  
**Per thousand Population 2015**

<b>Name of Federal Unit</b>	<b>Gram Panchayat</b>	<b>Block Panchayat</b>	<b>District Panchayat</b>
Andaman And Nicobar Islands	1.41	0.87	0.46
Andhra Pradesh	0.54	0.18	0.00
Arunachal Pradesh	1.05	0.66	0.07
Assam	0.24	0.06	0.02
Bihar	0.27	0.01	0.00
Chandigarh	1.60	0.13	0.03
Chhattisgarh	1.11	0.07	0.10
Dadra and Nagar Haveli	0.13	NA	0.00
Daman and Diu	0.53	NA	0.45
Goa	1.25	NA	0.03
Gujarat	0.32	1.08	0.28
Haryana	1.33	0.00	0.02
Himachal Pradesh	1.24	0.20	0.00
Jammu and Kashmir	0.67	NA	NA
Jharkhand	0.32	0.09	0.04
Karnataka	1.53	0.11	0.01
Kerala	2.84	0.13	0.59
Lakshadweep	0.06	0.00	0.30
Madhya Pradesh	0.85	0.05	0.01
Maharashtra	1.63	4.47	0.14
Manipur	0.08	NA	0.01
Odisha	0.73	0.18	0.02
Puducherry	0.00	0.00	NA
Punjab	0.22	0.12	0.02
Rajasthan	0.53	0.13	0.01
Sikkim	1.66	NA	0.09
Tamil Nadu	2.62	1.48	0.01
Telangana	0.63	0.23	0.03
Tripura	1.40	0.05	0.02
Uttar Pradesh	0.10	0.01	0.00
Uttarakhand	0.15	0.01	0.08
West Bengal	0.48	0.06	0.00

**Table 3.5(b)**  
**Proportion of Professional and Technical functionaries out of Total 2015**

Name of State Unit	Gram Panchayat	Block Panchayat	District Panchayat
Andaman And Nicobar Islands	0.25	0	0
Andhra Pradesh	0.55	0	0
Arunachal Pradesh	0.32	0.75	0.73
Assam	0.33	0	0
Bihar	0.33	0	0
Chandigarh	0.00	0.33	0
Chhattisgarh	0.50	0	0
Dadra and Nagar Haveli	1.00	0	0
Daman and Diu	0.41	0	0
Goa	0.15	0	0
Gujarat	1.00	0.01	0.05
Haryana	0.12	0	0
Himachal Pradesh	0.24	1	0
Jammu and Kashmir	0.91	0	0
Jharkhand	0.50	0.57	0.05
Karnataka	0.10	0.04	0.29
Kerala	0.58	0.54	0.93
Lakshadweep	0.25	0	0
Madhya Pradesh	1.00	0.11	0.33
Maharashtra	0.46	0.01	0.07
Manipur	1.00	0	0
Odisha	0.31	0.13	0
Puducherry	0.00	0	0
Punjab	0.68	0	0
Rajasthan	0.35	0.38	0
Sikkim	0.00	0	0
Tamil Nadu	0.11	0.07	0
Telangana	0.39	0	0
Tripura	0.73	0.25	0
Uttar Pradesh	1.00	0	0.8
Uttarakhand	1.00	0	0.08
West Bengal	0.10	0.17	0.07

**Table 3.6**  
**Proportion of availability of functionaries by state across tier of panchayat 2015**

Name of Federal Unit	Gram Panchayat	Block Panchayat	District Panchayat
Andaman And Nicobar Islands	0.94	0.94	0.98
Andhra Pradesh	1.00	1.00	1.00
Arunachal Pradesh	0.48	0.97	0.93
Assam	0.49	0.63	0.67
Bihar	0.78	0.59	0.90
Chandigarh	0.98	1.00	1.00
Chhattisgarh	1.00	1.00	0.92
Dadra and Nagar Haveli			
Daman and Diu	0.93		0.98
Goa	0.58		1.00
Gujarat	0.92	0.70	0.41
Haryana	0.98		0.29
Himachal Pradesh	1.00	0.99	1.00
Jammu and Kashmir	0.43		
Jharkhand	0.74	0.52	0.25
Karnataka	0.98	0.88	0.97
Kerala	0.94	0.99	1.00
Lakshadweep	1.00		1.00
Madhya Pradesh	1.00	1.00	1.00
Maharashtra	0.97	0.94	0.86
Manipur	0.53		1.00
Odisha	0.97	0.72	0.84
Puducherry			
Punjab	0.63	0.56	0.71
Rajasthan	0.50	0.43	0.64
Sikkim	0.99		1.00
Tamil Nadu	1.00	1.00	1.00
Telangana	0.85	0.82	0.92
Tripura	0.69	0.64	0.39
Uttar Pradesh	0.37	1.00	1.00
Uttarakhand	0.83	0.76	0.62
West Bengal	0.77	0.96	0.97

**Table 3.7****Expenditure and revenue assignment - relative shares of central, state and local governments**

<b>Expenditure assignment</b>	<b>1998-99</b>	<b>2002-03</b>	<b>2003-0</b>	<b>2004-05</b>	<b>2005-06</b>	<b>2006-07</b>	<b>2007-08</b>
Centre	47.47	47.25	42.67	43.30	45.51	44.40	47.70
State	46.79	46.57	50.99	50.02	47.87	48.68	45.19
Local Government	5.74	6.18	6.34	6.68	6.62	6.92	7.11
<b>Revenue Assignment</b>	<b>1998-99</b>	<b>2002-03</b>	<b>2003-0</b>	<b>2004-05</b>	<b>2005-06</b>	<b>2006-07</b>	<b>2007-08</b>
Centre	55.89	55.40	56.08	55.21	55.33	56.13	58.11
State	41.10	41.00	40.47	41.43	41.38	40.83	39.07
Local Government	3.01	3.60	3.50	3.37	3.29	3.04	2.82

**Table Error! No text of specified style in document..8  
Empowerment and Collection of own revenue in DP - 2015**

Code	Source	Assam	Chhattisgarh	Haryana	Himachal Pradesh	Maharashtra	Punjab	Rajasthan	Sikkim	Tamil Nadu	Telangana	Uttar Pradesh	West Bengal
1	House or Property Tax						E.N.					E.C.	
2	Surcharge on House or Property Tax	E.N.											
3	Tax on agriculture land for specific purpose		E.C.										
5	Surcharge on additional stamp duty								E.N.		E.N.		
6	Tax on professions, trades, calling, etc.								E.N.			E.C.	
8	Entertainment Tax								E.N.	E.N.			
9	Pilgrim tax or fees	E.C.					E.C.						
10	Tax on advertisements					E.C.							
12	Tolls												E.C.
13	Tax on goods sold in a market, haat fair etc	E.N.				E.C.						E.C.	
14	Vehicle Tax						E.N.						
15	Cattle Tax					E.C.							
17	Lighting Rate												E.C.
18	Water rate	E.N.				E.C.		E.N.					E.C.
20	Special Tax for community civic services or works												E.C.
22	Minor Minerals Tax										E.C.		
23	Pond/Tank Lease		E.C.	E.N.		E.C.							E.C.
24	Village Land Lease			E.N.		E.C.					E.C.		
25	Shops Lease		E.C.	E.N.	E.C.	E.C.	E.C.				E.C.	E.C.	E.C.
26	Any Other	E.C.		E.C.		E.C.						E.C.	



**Table Error! No text of specified style in document..9  
Empowerment and Collection of own revenue in BP -2015**

Source Id	Source Name	Assam	Chhattisgarh	Haryana	Himachal Pradesh	Karnataka	Madhya Pradesh	Punjab	Rajasthan	Tamil Nadu	Telangana	Tripura	West Bengal
1	House or Property Tax							E.N.				E.N.	
2	Surcharge on House or Property Tax											E.N.	
3	Tax on agriculture land for specific purpose		E.N.				E.N.					E.N.	
4	Cess on Land Revenue or Surcharge	E.C.	E.N.										
5	Surcharge on additional stamp duty		E.N.			E.C.					E.N.		
6	Tax on professions, trades, calling, etc.	E.N.					E.C.		E.N.			E.N.	E.C.
8	Entertainment Tax		E.C.				E.C.		E.N.	E.N.	E.N.		
9	Pilgrim tax or fees	E.C.						E.C.					E.C.
11	Education Cess								E.N.				
12	Tolls	E.N.	E.C.					E.N.				E.C.	E.C.
13	Tax on goods sold in a market, haat fair etc	E.C.	E.C.					E.C.				E.N.	
14	Vehicle Tax							E.N.				E.N.	E.C.
15	Cattle Tax											E.N.	
16	Conservancy rate												E.C.
17	Lighting Rate	E.N.										E.C.	E.C.
18	Water rate	E.N.										E.N.	E.C.
20	Special Tax for community civic services or works											E.N.	E.C.
22	Minor Minerals Tax		E.C.								E.C.		
23	Pond/Tank Lease		E.C.	E.N.								E.C.	E.C.
24	Village Land Lease			E.N.							E.C.		
25	Shops Lease		E.C.	E.N.	E.C.			E.C.	E.N.		E.C.	E.C.	E.C.
26	Any Other	E.C.		E.C.					E.N.				

Table Error! No text of specified style in document..10  
Empowerment and Collection of own revenue in GP -2015

Row Labels	Source Name	Andhra Pradesh	Assam	Chhattisgarh	Gujarat	Haryana	Himachal Pradesh	Jammu and Kashmir	Karnataka	Kerala	Madhya Pradesh	Maharashtra	Odisha	Punjab	Rajasthan	Sikkim	Tamil Nadu	Telangana	Tripura	Uttar Pradesh	West Bengal
1	House or Property Tax	E.C.	E.C.	E.C.	E.C.	E.C.	E.C.	E.N.	E.C.	E.C.	E.C.	E.C.		E.N.	E.N.	E.C.	E.C.	E.C.	E.C.		E.C.
2	Surcharge on House or Property Tax		E.N.	E.C.	E.C.	E.N.	E.N.	E.N.		E.C.	E.C.			E.C.		E.C.	E.C.	E.C.	E.C.		
3	Tax on agriculture land for specific purpose	E.N.	E.N.		E.C.	E.N.	E.N.	E.N.						E.C.				E.N.	E.C.		
4	Cess on Land Revenue or Surcharge				E.C.		E.C.	E.N.	E.C.							E.C.		E.N.			
5	Surcharge on additional stamp duty		E.N.													E.N.		E.N.			
6	Tax on professions, trades, calling, etc.	E.N.	E.C.	E.C.	E.C.	E.N.		E.N.	E.C.	E.C.	E.C.	E.C.		E.C.		E.N.	E.C.	E.C.	E.C.		E.C.
7	Octroi	E.N.				E.N.		E.C.				E.C.	E.C.				E.N.				
8	Entertainment Tax		E.N.	E.C.	E.C.	E.N.		E.N.	E.C.	E.C.		E.N.				E.N.	E.N.	E.N.		E.N.	
9	Pilgrim tax or fees	E.N.	E.C.			E.N.		E.N.	E.C.			E.C.		E.C.	E.N.		E.C.				E.C.
10	Tax on advertisements	E.N.				E.N.		E.C.	E.C.	E.C.		E.C.					E.C.	E.C.			E.C.
11	Education Cess				E.C.				E.C.								E.C.				
12	Tolls	E.N.		E.C.		E.N.		E.C.									E.C.		E.C.		E.C.
13	Tax on goods sold in a market, haat fair etc	E.N.	E.N.	E.C.		E.N.			E.C.			E.C.		E.C.		E.N.	E.C.	E.C.	E.C.	E.C.	E.C.
14	Vehicle Tax	E.N.	E.N.			E.N.			E.C.			E.C.	E.C.	E.N.	E.N.			E.C.	E.C.		E.C.
15	Cattle Tax	E.N.	E.N.	E.C.		E.N.	E.C.		E.C.			E.C.	E.C.	E.C.				E.C.	E.N.		

Row Labels	Source Name	Andhra Pradesh	Assam	Chhattisgarh	Gujarat	Haryana	Himachal Pradesh	Jammu and Kashmir	Karnataka	Kerala	Madhya Pradesh	Maharashtra	Odisha	Punjab	Rajasthan	Sikkim	Tamil Nadu	Telangana	Tripura	Uttar Pradesh	West Bengal
16	Conservancy rate											E.C.							E.C.		E.C.
17	Lighting Rate	E.N.	E.N.	E.C.	E.C.		E.C.		E.C.			E.C.	E.N.	E.C.				E.C.			E.C.
18	Water rate	E.N.	E.N.	E.C.	E.C.	E.N.	E.C.		E.C.			E.C.	E.C.	E.N.			E.C.	E.C.	E.C.	E.N.	E.C.
19	Drainage rate	E.N.	E.N.	E.N.	E.C.	E.N.	E.C.					E.C.	E.C.	E.N.				E.C.			E.C.
20	Special Tax for community civic services or works	E.N.		E.N.		E.N.			E.C.			E.C.						E.C.	E.C.		E.C.
21	Surcharge on any tax imposed by Gram Panchayat	E.N.	E.N.	E.N.		E.N.			E.C.								E.C.				
22	Minor Minerals Tax			E.C.			E.C.					E.C.		E.N.			E.C.	E.C.			
23	Pond/Tank Lease	E.N.	E.N.	E.C.		E.N.			E.C.			E.C.	E.C.	E.C.			E.C.	E.C.	E.C.		E.C.
24	Village Land Lease	E.N.	E.N.			E.C.			E.C.			E.C.	E.C.	E.C.			E.C.	E.C.			
25	Shops Lease	E.N.	E.N.	E.C.		E.N.	E.C.		E.C.	E.C.		E.C.	E.C.	E.C.	E.N.		E.C.	E.C.	E.C.		E.C.
26	Any Other	E.N.	E.C.			E.C.			E.C.	E.C.		E.C.									

**Table 3.11**  
**Distribution of per capita own tax collection in Rupees by state across tier of panchayat 2015**

Name of Federal Unit	Per capita Own Tax Collection in Rupees 2015		
	Gram Panchayat	Block Panchayat	District Panchayat
Andaman And Nicobar Islands	0.00	0.00	0.00
Andhra Pradesh	56.93	0.00	0.00
Arunachal Pradesh			
Assam	4.52	0.50	0.53
Bihar			
Chandigarh			
Chhattisgarh	0.00	0.00	0.00
Dadra and Nagar Haveli		NA	
Daman and Diu	0.00	NA	0.00
Goa	0.00	NA	0.00
Gujarat	65.95	13.21	10.77
Haryana	32.37	6.02	4.01
Himachal Pradesh			
Jammu and Kashmir	0.00	NA	NA
Jharkhand			
Karnataka	93.84	0.00	0.00
Kerala	178.09	0.00	0.00
Lakshadweep	0.00	NA	0.50
Madhya Pradesh			
Maharashtra	209.36	28.34	51.19
Manipur		NA	
Odisha	7.35	0.00	0.00
Puducherry			NA
Punjab			
Rajasthan			
Sikkim	2.24	NA	0.00
Tamil Nadu	68.94	0.00	0.00
Telangana	51.80	13.71	9.03
Tripura			
Uttar Pradesh			
Uttarakhand	0.00	0.00	19.04
West Bengal	8.79	0.00	0.00

Table 3.12

Distribution of per capita non-tax collection in Rupees by state across tier of panchayat 2015

Name of Federal Unit	Per capita Non Tax Collection in Rupees 2015		
	Gram Panchayat	Block Panchayat	District Panchayat
Andaman And Nicobar Islands	38.78	5.52	0.29
Andhra Pradesh	95.71	0.00	0.00
Arunachal Pradesh			
Assam	26.27	22.66	15.89
Bihar			
Chandigarh			
Chhattisgarh			
Dadra and Nagar Haveli		NA	
Daman and Diu	0.00	NA	0.00
Goa		NA	
Gujarat	2.11	26.12	11.90
Haryana	233.04	0.00	0.00
Himachal Pradesh			
Jammu and Kashmir	0.00	NA	NA
Jharkhand			
Karnataka	25.91	0.00	0.00
Kerala	49.53	0.00	0.00
Lakshadweep	63.70	NA	0.00
Madhya Pradesh			
Maharashtra	58.69	0.00	62.00
Manipur		NA	
Odisha	0.00	0.00	0.00
Puducherry			NA
Punjab			
Rajasthan			
Sikkim	12.70	NA	0.00
Tamil Nadu	23.56	0.00	0.00
Telangana	26.22	0.90	0.63
Tripura			
Uttar Pradesh			
Uttarakhand	0.00	0.00	4.13
West Bengal	17.00	6.57	7.69

**Table 3.13**  
**Constitution and submission of SFC reports in various states**

Name of Federal Unit	Period From	Period To	Date Formed	Date Submitted	Placed before Legislature	Term Starting	Term Ending
<b>First SFC</b>							
Andaman And Nicobar Islands	NP	NP	NP	NP	NP	NP	NP
Andhra Pradesh	22-Jun-94	31-May-97	22-Jun-94	20-May-97	Nov-97	Jun-94	May-97
Arunachal Pradesh	21-May-03	20-May-08	21-May-03	Apr-08	NP	May-03	Apr-08
Assam	NP	NP	23-Jun-95	29-Feb-96	Mar-96	Jun-95	Feb-96
Bihar	NP	NP	23-Apr-94	Not submitted	NA	Apr-94	NP
Chandigarh	NP	NP	NP	NP	NP	NP	NP
Chhattisgarh	01-Apr-07	01-Apr-12	22-Aug-03	31-May-07	Jul-09	Aug-03	May-07
Dadra and Nagar Haveli	NP	NP	NP	NP	NP	NP	NP
Daman and Diu	NP	NP	NP	NP	NP	NP	NP
Goa	15-Aug-05	31-Mar-10	NP	NP	NP	NP	NP
Gujarat	01-Apr-96	31-Mar-01	15-Sep-94	01-Jun-98	27-Dec-98	Sep-94	Jul-98
Haryana	01-Apr-97	31-Mar-01	31-May-94	01-Mar-97	01-Sep-00	May-94	Mar-97
Himachal Pradesh	23-Apr-94	30-Sep-96	NP	Nov-96	Feb-97	Apr-94	Nov-96
Jammu and Kashmir	NP	NP	NP	Apr-08	NP	Jan-08	NP
Jharkhand	28-Jan-04	28-Jan-09	28-Jan-04	Not submitted	NA	Jan-04	NP
Karnataka	01-Apr-97	31-Mar-02	10-Jun-94	21-Feb-97	25-Feb-97	Jun-94	Aug-96
Kerala	01-Apr-96	31-Mar-01	23-Apr-94	29-Feb-96	13-Mar-97	Apr-94	Feb-96
Lakshadweep	09-Aug-95	09-Aug-96	09-Aug-95	01-Jan-97	NP	NP	NP
Madhya Pradesh	17-Aug-94	17-Aug-99	17-Aug-94	20-Jul-96	20-Jul-96	Feb-95	Jul-96
Maharashtra	01-Apr-96	31-Mar-01	23-Apr-94	31-Jan-97	05-Mar-99	Apr-94	Jan-97
Manipur	01-Apr-96	31-Mar-01	22-Apr-94	01-Nov-96	01-Jul-97	Apr-94	Dec-96
Odisha	01-Apr-97	31-Mar-05	01-Sep-96	01-Aug-98	01-Jul-99	Nov-96	Dec-98
Puducherry	NP	NP	NP	NP	NP	NP	NP
Punjab	01-Apr-96	31-Mar-01	01-Apr-94	01-Dec-95	01-Sep-96	Aptil 1994	Dec-95
Rajasthan	01-Apr-95	31-Mar-00	23-Apr-94	01-Dec-95	Mar-96	Apr-94	Dec-95
Sikkim	01-Apr-01	31-Mar-05	01-Apr-97	16-Aug-99	01-Jun-00	Jul-98	Aug-99
Tamil Nadu	01-Apr-97	31-Mar-02	23-Apr-94	29-Sep-96	29-Sep-96	Apr-94	Nov-96
Telangana	01-Apr-97	31-Mar-00	22-Jun-94	30-May-97	NP	NP	NP
Tripura	NP	NP	23-Apr-94	17-Jan-96	08-Jan-97	Apr-94	Jan-96
Uttar Pradesh	01-Apr-97	31-Mar-01	01-Oct-94	01-Dec-96	31-Mar-97	Oct-94	Dec-96
Uttarakhand	01-Apr-01	31-Mar-06	31-Mar-01	29-Jun-02	Jul-04	Mar-01	Jun-02
West Bengal	01-Apr-96	31-Mar-01	30-May-94	27-Nov-95	22-Jul-96	May-94	Nov-95
<b>Second SFC</b>							

Name of Federal Unit	Period From	Period To	Date Formed	Date Submitted	Placed before Legislature	Term Starting	Term Ending
Andaman And Nicobar Islands	NP	NP	NP	NP	NP	NP	NP
Andhra Pradesh	08-Dec-98	19-Aug-02	08-Dec-98	19-Aug-02	Mar-03	Dec-98	Aug-02
Arunachal Pradesh	23-Aug-12	30-Jun-14	23-Aug-12	to be submitted	NA	Aug-12	Jun-14
Assam	NP	NP	18-Apr-01	18-Aug-03	Feb-06	Apr-01	Aug-03
Bihar	NP	NP	02-Jun-99	NP	NP	Jun-99	Nov-03
Chandigarh	NP	NP	NP	NP	NP	NP	NP
Chhattisgarh	01-Apr-12	01-Apr-17	23-Jul-11	31-Mar-13	31-Mar-13	Jul-11	Mar-13
Dadra and Nagar Haveli	NP	NP	NP	NP	NP	NP	NP
Daman and Diu	NP	NP	NP	NP	NP	NP	NP
Goa	01-Apr-11	31-Mar-15	30-Aug-05	31-Dec-07	NP	Aug-05	Dec-07
Gujarat	01-Apr-05	31-Mar-10	19-Nov-03	01-Jun-06	31-Mar-11	Nov-03	Nov-06
Haryana	01-Apr-01	31-Mar-06	06-Sep-00	30-Sep-04	13-Dec-05	Sep-00	Sep-04
Himachal Pradesh	05-Apr-98	24-Oct-02	NP	Oct-02	Jun-03	May-99	Oct-02
Jammu and Kashmir	NP	NP	NP	NP	NP	NP	NP
Jharkhand	28-Jan-09	28-Jan-14	28-Jan-09	Not Submitted	NA	Jan-09	NP
Karnataka	01-Apr-03	31-Mar-08	25-Oct-00	23-Dec-02	18-Feb-06	Oct-00	Dec-02
Kerala	01-Apr-01	31-Mar-06	23-Jun-99	08-Jan-01	07-Jan-04	Jun-99	Jan-01
Lakshadweep	28-Aug-01	28-Feb-02	28-Aug-01	NP	NP	Aug-01	NP
Madhya Pradesh	17-Jun-99	17-Jun-04	17-Jun-99	01-Jul-03	01-Jul-03	Jun-99	Jul-03
Maharashtra	01-Apr-01	31-Mar-06	22-Jun-99	27-Mar-02	29-Mar-06	Jun-99	Mar-02
Manipur	01-Apr-01	31-Mar-06	03-Jan-03	01-Nov-04	01-Dec-05	Jan-03	Nov-04
Odisha	01-Apr-05	31-Mar-10	01-Jul-03	01-Sep-04	01-Aug-06	Jun-03	Sep-04
Puducherry	NP	NP	NP	NP	NP	NP	NP
Punjab	01-Apr-01	31-Mar-06	01-Sep-00	01-Jan-01	01-Feb-02	Sep-00	Jan-01
Rajasthan	01-Apr-00	31-Mar-05	07-Mar-99	01-Aug-01	NP	Mar-99	Aug-01
Sikkim	01-Apr-05	31-Mar-10	01-Jul-03	30-Sep-04	01-Feb-05	Jul-03	Sep-04
Tamil Nadu	01-Apr-02	31-Mar-07	01-Dec-99	21-May-01	21-May-01	Dec-99	May-01
Telangana	01-Apr-01	31-Mar-05	12-Aug-98	19-Aug-02	NP	Aug-98	Aug-02
Tripura	NP	NP	29-Oct-99	10-Apr-03	NP	Oct-99	Apr-03
Uttar Pradesh	01-Apr-01	31-Mar-06	01-Feb-00	01-Jun-02	01-Apr-04	Feb-00	Jun-02
Uttarakhand	01-Apr-06	31-Mar-11	30-Apr-05	07-Jun-06	05-Oct-06	Apr-05	Jun-06
West Bengal	01-Apr-01	31-Mar-06	14-Jul-00	06-Feb-02	15-Jul-05	Jul-00	Feb-02
<b>Third SFC</b>							
Andaman And Nicobar Islands	NP	NP	NP	NP	NP	NP	NP
Andhra Pradesh	29-Dec-04	30-Jan-08	12-Dec-04	01-Jan-08	NP	Dec-04	Jan-08
Arunachal Pradesh	NA	NA	NA	NA	NA	NA	NA

Name of Federal Unit	Period From	Period To	Date Formed	Date Submitted	Placed before Legislature	Term Starting	Term Ending
Assam	NP	NP	03-Jul-06	27-Mar-08	NP	Jul-06	Mar-08
Bihar	NP	NP	20-Jul-04	NP	NP	Jul-04	Nov-07
Chandigarh	NP	NP	NP	NP	NP	NP	NP
Chhattisgarh	NP	NP	NP	NP	NP	NP	NP
Dadra and Nagar Haveli	NP	NP	NP	NP	NP	NP	NP
Daman and Diu	NP	NP	NP	NP	NP	NP	NP
Goa	NP	NP	NP	NP	NP	NP	NP
Gujarat	01-Apr-11	31-Mar-15	02-Feb-11	29-May-14	NP	Feb-11	May-14
Haryana	01-Apr-06	31-Mar-11	22-Dec-05	31-Dec-08	NP	Dec-05	Dec-08
Himachal Pradesh	26-May-05	02-Nov-07	NP	Nov-07	NP	May-05	Nov-07
Jammu and Kashmir	NA	NA	NA	NA	NA	NA	NA
Jharkhand	01-Apr-14	01-Apr-19	01-Apr-14	to be submitted			
Karnataka	01-Apr-08	31-Mar-13	28-Aug-06	04-Dec-09	28-Feb-11	Aug-06	Dec-09
Kerala	01-Apr-06	31-Mar-11	20-Sep-04	23-Nov-05	16-Feb-06	Sep-04	Nov-05
Lakshadweep	21-Jan-09	11-Jan-09	21-Jan-09	NP	NP	NP	NP
Madhya Pradesh	12-Jul-05	12-Jul-10	12-Jul-05	31-Oct-08	31-Oct-08	Jul-05	Oct-08
Maharashtra	01-Apr-06	31-Mar-11	15-Jan-05	03-Jun-06	20-Dec-13	Jan-05	Jun-06
Manipur	01-Apr-13	31-Mar-15	18-Feb-13	15-Dec-14	21-Dec-15	Feb-13	Dec-14
Odisha	01-Apr-10	31-Mar-15	01-Sep-08	01-Jun-09	01-Feb-06	Sep-08	Jun-09
Puducherry	NP	NP	NP	NP	NP	NP	NP
Punjab	01-Apr-07	31-Mar-11	01-Sep-04	28-Dec-06	28-Dec-06	Sep-04	Dec-06
Rajasthan	01-Apr-05	31-Mar-10	15-Sep-05	27-Feb-08	NP	Sep-05	Feb-08
Sikkim	01-Apr-10	31-Mar-10	01-Mar-09	30-Mar-10	01-Mar-10	Mar-09	Mar-10
Tamil Nadu	01-Apr-07	31-Mar-12	01-Dec-04	30-Sep-06	30-Sep-06	Dec-04	Sep-06
Telangana	01-Apr-06	31-Mar-10	29-Dec-04	30-Jan-08	NP	Dec-04	Jan-08
Tripura	NP	11-Feb-15	28-Mar-08	30-Oct-09	NP	Mar-08	Oct-09
Uttar Pradesh	01-Apr-06	31-Mar-11	01-Dec-04	01-Aug-08	NP	Dec-04	Aug-08
Uttarakhand	01-Apr-11	31-Mar-16	02-Dec-09	13-Jun-11	30-May-12	Dec-09	Jun-11
West Bengal	01-Apr-08	31-Mar-13	22-Feb-06	31-Oct-08	16-Jul-09	Feb-06	Oct-08
<b>Fourth SFC</b>							
Andaman And Nicobar Islands	NP	NP	NP	NP	NP	NP	NP
Andhra Pradesh	05-Jan-15	31-Mar-20	05-May-15	to be submitted			
Arunachal Pradesh	NA	NA	NA	NA	NA	NA	NA
Assam	NP	NP	23-Apr-10	25-Mar-11	NP	Apr-13	Mar-11
Bihar			25-Jun-07	NP	NP	Jun-07	NP
Chandigarh	NP	NP	NP	NP	NP	NP	NP



Name of Federal Unit	Period From	Period To	Date Formed	Date Submitted	Placed before Legislature	Term Starting	Term Ending
Chhattisgarh	NA	NA	NA	NA	NA	NA	NA
Dadra and Nagar Haveli	NP	NP	NP	NP	NP	NP	NP
Daman and Diu	01-Feb-14	31-Dec-15	01-Feb-14	31-Dec-15	NP	Feb-14	Dec-15
Goa	NA	NA	NA	NA	NA	NA	NA
Gujarat	NP	NP	NP	NP	NP	NP	NP
Haryana	01-Apr-11	30-Jun-14	16-Apr-10	26-Apr-13	NP	Apr-10	Apr-13
Himachal Pradesh			21-May-11	to be submitted			
Jammu and Kashmir	NA	NA	NA	NA	NA	NA	NA
Jharkhand	NA	NA	NA	NA	NA	NA	NA
Karnataka	01-Apr-16	31-Mar-11	21-Dec-15	to be submitted			
Kerala	01-Apr-11	31-Mar-16	19-Sep-09	22-Jan-11	24-Jan-11	Sep-09	Jan-11
Lakshadweep	01-Feb-14	11-Jan-14	01-Feb-14	to be submitted			
Madhya Pradesh	NP	NP	27-Jan-12	to be submitted		Jan-12	NP
Maharashtra	01-Apr-11	31-Mar-16	10-Feb-11	to be submitted			
Manipur	NA	NA	NA	NA	NA	NA	NA
Odisha	01-Apr-15		01-Oct-13	01-Sep-14	NP	Oct-13	Sep-14
Puducherry	NP	NP	NP	NP	NP	NP	NP
Punjab	01-Apr-11	31-Mar-16	01-Nov-08	01-May-11	01-May-11	Nov-08	May-11
Rajasthan	01-Apr-10	31-Mar-15	13-Apr-11	26-Sep-15	NP	Apr-11	Sep-15
Sikkim	01-Apr-15	31-Mar-10	01-Jul-12	17-May-13	01-Nov-14	Jul-12	May-13
Tamil Nadu	01-Apr-12	31-Mar-17	01-Dec-09	24-Sep-11	24-Sep-11	Dec-09	Sep-11
Telangana	NP	NP	NP	NP	NP	NP	NP
Tripura	NP	NP	21-Oct-13	30-Sep-15	NP	Oct-13	Sep-15
Uttar Pradesh	01-Apr-11	31-Mar-16	01-Dec-11	12-Dec-14	03-Dec-15		
Uttarakhand	01-Apr-16	31-Mar-21	NP	NP	NP	NP	NP
West Bengal	01-Apr-15	31-Mar-20	30-Apr-13	to be submitted		Apr-13	
<b>Fifth SFC</b>							
Andaman And Nicobar Islands	NP	NP	NP	NP	NP	NP	NP
Andhra Pradesh	NA	NA	NA	NA	NA	NA	NA
Arunachal Pradesh	NA	NA	NA	NA	NA	NA	NA
Assam			05-Mar-13	13-Apr-14		Mar-13	Apr-14
Bihar	01-Feb-01		13-Dec-13	to be submitted		Dec-13	NP
Chandigarh	NP	NP	NP	NP	NP	NP	NP
Chhattisgarh	NA	NA	NA	NA	NA	NA	NA
Dadra and Nagar Haveli	NP	NP	NP	NP	NP	NP	NP
Daman and Diu	NP	NP	NP	NP	NP	NP	NP

Name of Federal Unit	Period From	Period To	Date Formed	Date Submitted	Placed before Legislature	Term Starting	Term Ending
Goa	NA	NA	NA	NA	NA	NA	NA
Gujarat	NA	NA	NA	NA	NA	NA	NA
Haryana	NP	NP	NP	NP	NP	NP	NP
Himachal Pradesh	NA	NA	NA	NA	NA	NA	NA
Jammu and Kashmir	NA	NA	NA	NA	NA	NA	NA
Jharkhand	NA	NA	NA	NA	NA	NA	NA
Karnataka	NA	NA	NA	NA	NA	NA	NA
Kerala	01-Apr-16	31-Mar-21	17-Dec-14	19-Dec-15	NP	Dec-14	Dec-15
Lakshadweep	NA	NA	NA	NA	NA	NA	NA
Madhya Pradesh	NA	NA	NA	NA	NA	NA	NA
Maharashtra	NA	NA	NA	NA	NA	NA	NA
Manipur	NA	NA	NA	NA	NA	NA	NA
Odisha	NP	NP	NP	NP	NP	NP	NP
Puducherry	NP	NP	NP	NP	NP	NP	NP
Punjab	NP	NP	NP	NP	NP	NP	NP
Rajasthan	01-Apr-15	31-Mar-20	29-Mar-15	to be submitted			
Sikkim	NP	NP	NP	NP	NP	NP	NP
Tamil Nadu	01-Apr-17	31-Mar-22	01-Dec-14	to be submitted		01-Dec-14	NP
Telangana	NP	NP	NP	NP	NP	NP	NP
Tripura	NA	NA	NA	NA	NA	NA	NA
Uttar Pradesh	NA	NA	NA	NA	NA	NA	NA
Uttarakhand	NA	NA	NA	NA	NA	NA	NA
West Bengal	NA	NA	NA	NA	NA	NA	NA

**Table Error! No text of specified style in document..1**  
**SFC Recommendations for share in State Resources from divisible pool**

State Finance Commission	%	Share of Panchayats and urban Bodies	Basis of Distribution
<b>Total Revenue of State</b>			
Andhra Pradesh (I)	39.24	70% and 30%	Development criteria
Arunachal Pradesh(I)	50	Not Mentioned	Population, Geographical area, own income efforts, distance from highest per capita income and composite index of backwardness.
Assam(I)	2	Not Mentioned	Population.
<b>Own Revenue of State</b>			
Andhra Pradesh(II) <sup>1</sup>	10.39*	65% and 35%	Development Criteria
J & K (I)	13.5	67% and 33%	Not Mentioned.
Kerala (I)	1	86% and 14%	Population.
Karnataka (III)	30	70% and 30 %	GP (15%),BP(45%), DP (40%)
Madhya Pradesh(I)	11.57	74.87% and 25.13 %	Population, area, tax efforts.
Odisha (II)	10	80% and 20 %	Population, density, number of holdings, revenue efforts
Sikkim(I)	1	100% and 0 %	ULB does not exist in the state.
Sikkim (III)	2	Not Mentioned	Population, area of panchayats , 70% GP and 30% BP
Uttarakhand(II)	10	60 % and 40 %	Population, area, deprivation index , remoteness index, tax efforts.
Uttar Pradesh (I)	10	30% and 70 %	Population (80%); Area (20%).
Uttar Pradesh (II)	12.5	40% and 60 %	Population and area.
Uttar Pradesh(III)	15	40% and 60 %	Population and area. 70% GP, 10% BP and 40% DP
<b>Non- Loan gross own revenue</b>			
Karnataka (I)	36	85%and 15 %	Criteria: Weightage. Rural population: 33.33%; area: 33.33%; illiteracy: 11.11%persons/bed in Govt hospitals: 11.11%; road length per sq.km: 11.11%. 25% GP, 35% BP, 40% DP
Karnataka (II)	40	80% and 20 %	Criteria: Weightage. Rural population: 30%; area: 30%; illiteracy: 15%persons/bed in Govt hospitals: 10%; SC/ST pop: 15%. 25% GP, 35% BP, 40% DP
Karnataka (III)	42	80% and 20 %	Criteria: Weightage. Rural population: 40%; area: 40%; illiteracy: 10% SC/ST pop: 10%. 15% GP, 45% BP, 40% DP
State Own Taxes			
Assam(II)	3.5	Based on 1991 census	Population, area, Net District Domestic product
Chhattisgarh(I)	4.79	Not Mentioned	Population
Haryana (I)	3	65.28% and 34.62%	75% GP, 15% BP and 10% DP
Haryana (II)	4	65% and 35%	75% GP, 15% BP and 10% DP

<sup>1</sup> Second SFC of Andhra Pradesh recommended 10.39% share as additional devolution over and above the existing annual devolution.

State Finance Commission	%	Share of Panchayats and urban Bodies	Basis of Distribution
Haryana(III)	4	65% and 35%	Population, SC Population, Number of Villages, cities and towns and literacy gap. 75% GP, 15% BP, 10% DP
Kerala (II)	9	78.5 % and 21.5 %	Population
Kerala (III) <sup>2</sup>	25.0	Not Mentioned	Not Mentioned
Kerala (IV)	19.7	Population	Population, area, deprivation index, tax efforts
Madhya Pradesh (II)	4	77.33% and 26.67%	Population
Madhya Pradesh (III) <sup>3</sup>	10%	80% and 20%	Population
Maharashtra (II)	40	80% and 20%	Distance from Highest Per Capita Income District, Backwardness, Population, Area, Proportion of Agricultural Income in Total Income of the District, Inverse Primary Income.
Odisha(III)	15	75% and 25%	Expected Population 25.8 % and 29.17 % respectively.
Punjab(II)	4	67.50% and 32.50%	Population, per capita, revenue, SCs
Punjab(III)	4	34% and 66%	Population
Rajasthan(I)	2.18	77.33 % and 22.7%	Population
Rajasthan (II)	2.25	76.6% and 23.4%	Population
Rajasthan(III)	3.5	75.7% and 24.3%	Population
Tamil Nadu(I) <sup>4</sup>	8	60 % and 40 %	Population
Tamil Nadu (II)	10	58% and 42 %	Population, SCs and STs, Per capita own revenue, area, asset maintenance, resource gap. 60% GP, 32% BP and 8% DP
Tamil Nadu (III)	10	58% and 42%	Population, resources, potential, needs
Tripura (I)	50	Not Mentioned	Population, Socio-economic backwardness
Tripura (II)	25	Not Mentioned	Population
Tripura (III)	20	Not Mentioned	Population 50% GP, 30% BP, 20% DP
Uttarakhand(I)	11	42.23 and 57.77	Population and Distance from Rail Head
West Bengal (I)	16	Breakup as per	Population and % of SC/ST, non-literates

<sup>2</sup> 25 (Twenty five) per cent of the total State Tax revenue of the year 2003-04 may be transferred to Local Self Governments (LSGs) during the year 2006-07. During each of the four subsequent years amounts derived by applying annual growth of 10 (ten) percent (which would accommodate reasonable rates of inflation and real growth) may be so transferred.

<sup>3</sup> In Madhya Pradesh 3rd SFC the divisible pool is arrived at after deducting 10% collection expenses and reducing the shared taxes already released.

<sup>4</sup> In Tamil Nadu, the divisible pool called pool B consists of sales tax, motor vehicle tax, state excise revenue and other state taxes. The other pool A consists of levies, which rightly belong to local bodies i.e. surcharge on stamp duties, local cess and local cess surcharge and entertainment tax. The entire proceeds of pool at taxes are recommended to be distributed to the local bodies.

State Finance Commission	%	Share of Panchayats and urban Bodies	Basis of Distribution
		population, district wise	
West Bengal(II)	16	Breakup as per population, district wise	Population 50 % and 7% to other variables, population density, SC/ST, non-literates, IMR, rural population per capita income
West Bengal (III)	2	Not Mentioned	Not Mentioned

Source: Report of the Eleventh Finance Commission, Government of India and Measuring Devolution of Panchayats In India: A comparison of States (2013-14) for data prior to 2014.

**Table 3.15**  
**Per capita allocation of untied funds (plan and non-plan) by the**  
**State Finance Commission by state across tier of panchayat**

Name of Federal Unit	Per capita SFC Allocation in Rupees 2015		
	Gram Panchayat	Block Panchayat	District Panchayat
Andaman And Nicobar Islands	0.00	0.00	0.00
Andhra Pradesh	0.00	0.00	0.00
Arunachal Pradesh	0.00	0.00	0.00
Assam	0.00	0.00	0.00
Bihar	0.00	0.00	0.00
Chandigarh	0.00	0.00	0.00
Chhattisgarh	0.00	0.00	0.00
Dadra and Nagar Haveli	0.00	NA	0.00
Daman and Diu	0.00	NA	0.00
Goa	0.00	NA	0.00
Gujarat	0.00	0.00	0.00
Haryana	152.56	0.00	0.00
Himachal Pradesh	0.00	0.00	0.00
Jammu and Kashmir	0.00	NA	NA
Jharkhand	0.00	0.00	0.00
Karnataka	150.59	46.79	59.85
Kerala	1006.39	237.27	338.46
Lakshadweep	0.00	NA	0.00
Madhya Pradesh	180.11	0.00	0.00
Maharashtra	0.00	0.00	0.00
Manipur	90.65	NA	15.98
Odisha	16.54	5.54	3.25
Puducherry	0.00	0.00	NA
Punjab	0.00	0.00	0.00
Rajasthan	0.00	0.00	0.00
Sikkim	79.72	NA	34.16
Tamil Nadu	415.12	221.57	55.34
Telangana	7.32	1.99	6.99
Tripura	0.00	0.00	0.00
Uttar Pradesh	0.00	0.00	0.00
Uttarakhand	108.10	43.24	99.64
West Bengal	75.99	10.72	12.78

Table Error! No text of specified style in document..2

Criteria Adopted by National Finance Commissions for Distribution of Grants to States for Panchayats

Criteria	Weight assigned by			
	11th National Finance Commission	12th National Finance Commission	13th National Finance Commission	14th National Finance Commission
Population	40 (1991)	40 (2001)	50 (2001)	90 (2011)
Area	10	10	10	10
Distance	20	20	20	Not adopted
Decentralisation/ Devolution index	20	Not adopted	15	Not adopted
Revenue efforts	10	20	Not adopted	Not adopted
Deprivation index	Not adopted	10	Not adopted	Not adopted
SC/STs Population	Not adopted	Not adopted	10	Not adopted
FC grants utilisation index	Not adopted	Not adopted	5	Not adopted

Source: 14<sup>th</sup> National Finance Commission

Table Error! No text of specified style in document..3  
Quantum of flows to Local Governments by the National Finance Commissions

Commission	Rural Local Governments (Rs. Crore)	Urban Local Governments (Rs. Crore)	Performance requirements
10 <sup>th</sup> NFC	4380.93	1000.00	<ul style="list-style-type: none"> <li>• State Governments to prepare schemes and issue detailed guidelines;</li> <li>• Local Governments to raise matching grants;</li> <li>• Expenditure on salary and wages cannot be met.</li> </ul>
11 <sup>th</sup> NFC	8000.00	2000.00	<ul style="list-style-type: none"> <li>• The first charge on grants should be maintenance of accounts and audit.</li> <li>• The next shall be development of a financial database;</li> <li>• The remaining amounts to be used for maintenance of one of the following four services - Primary education, Primary health care, Safe drinking water, Street lighting, Sanitation including drainage and scavenging services;</li> <li>• Grants were made untied and the prohibition on payment of salaries and wages removed.</li> </ul>
12 <sup>th</sup> NFC	20000.00	5000.00	<ul style="list-style-type: none"> <li>• Grants should be used to improve service delivery relating to Drinking water and sanitation.</li> </ul>
13 <sup>th</sup> NFC	63051.00	23111.00	<ul style="list-style-type: none"> <li>• No conditions for basic grant;</li> <li>• The following six conditions shall apply for performance grants in panchayats <ul style="list-style-type: none"> <li>– State Govts should place a supplement to the Budget Documents for Local Bodies;</li> <li>– State Govts should put in place an audit system for all local bodies;</li> <li>– State Govts should put in place a local body Ombudsman who will look into complaints of corruption and maladministration against the functionaries of the Local Body, both elected members and officials and recommend suitable action;</li> <li>– State Govts should put in place a system to electronically transfer Local Body grants provided by the Commission to the respective Local Bodies within 5 days of receipt from the Central Govt.</li> <li>– State Govts must prescribe through an Act the qualification of persons eligible as members of the State Finance Commission, consistent with the Article 243 I(2) of the Constitution.</li> <li>– All Local Bodies should be fully empowered to levy property tax for all types of residential and commercial properties and all hindrances in this regard must be removed.</li> </ul> </li> </ul>
14 <sup>th</sup> NFC	200292.20	87143.80	<ul style="list-style-type: none"> <li>• 90% of the Grant to panchayats shall be used as basic grant and 10% shall be performance grant;</li> <li>• Basic grant shall be used for improving status of basic civic services- water supply, sanitation including Septage management, sewerage and solid waste management, storm water drainage, maintenance of community assets, maintenance of roads, foot paths, street lighting, burial and cremation grounds.</li> <li>• The grants shall go to Gram panchayats only.</li> <li>• Performance grant shall be addressing the following issues- 1. Making available reliable data on local body receipt and expenditure through audited accounts. 2. Improvement of own revenue.</li> </ul>

Source: 14<sup>th</sup> National Finance Commission



**Table 3.18**  
**Per capita allocation of untied funds (both plan and non-plan) by the**  
**Central Finance Commission by state across tier of panchayat**

Name of Federal Unit	Per capita NFC Allocation in Rupees 2015		
	Gram Panchayat	Block Panchayat	District Panchayat
Andaman And Nicobar Islands	0.00	0.00	0.00
Andhra Pradesh	0.00	0.00	0.00
Arunachal Pradesh			
Assam			
Bihar			
Chandigarh			
Chhattisgarh			
Dadra and Nagar Haveli		NA	
Daman and Diu	0.00	NA	0.00
Goa		NA	
Gujarat	85.16	18.25	18.25
Haryana	102.22	20.44	13.63
Himachal Pradesh			
Jammu and Kashmir	0.00	NA	NA
Jharkhand			
Karnataka	96.76	68.26	34.13
Kerala	257.03	0.00	0.00
Lakshadweep	0.00	NA	0.00
Madhya Pradesh	235.86	0.00	0.00
Maharashtra	155.03	43.36	18.15
Manipur		NA	
Odisha	224.89	0.00	0.00
Puducherry			NA
Punjab	0.00	0.00	0.00
Rajasthan			
Sikkim		NA	
Tamil Nadu	121.83	0.00	0.00
Telangana	178.85	15.65	31.63
Tripura			
Uttar Pradesh			
Uttarakhand	64.61	25.85	38.77
West Bengal	31.61	8.13	5.53

**Table 3.19**  
**Per capita tied funds in rupees by state across tier of panchayat 2015**

Name of Federal Unit	Per capita Tied Fund in Rupees 2015		
	Gram Panchayat	Block Panchayat	District Panchayat
Andaman And Nicobar Islands	1041.52	638.14	700.75
Andhra Pradesh	0	0	0
Arunachal Pradesh			
Assam	0	0	0
Bihar			
Chandigarh			
Chhattisgarh			
Dadra and Nagar Haveli		NA	
Daman and Diu	0	NA	2389.641
Goa		NA	
Gujarat	742.09	76.93	2996.48
Haryana	2169.83	0	0
Himachal Pradesh			
Jammu and Kashmir	0	NA	NA
Jharkhand			
Karnataka	488.45	3310.55	2248.65
Kerala	969.58	378.87	28.10
Lakshadweep	406.53	NA	238.94
Madhya Pradesh	252.39	13.71	1.85
Maharashtra	643.53	498.84	3617.40
Manipur		NA	
Odisha	224.90	0	0
Puducherry			NA
Punjab	0	0	0
Rajasthan			
Sikkim		NA	
Tamil Nadu	2477.25	866.38	54.64
Telangana	76.36	8.41	7.49
Tripura			
Uttar Pradesh			
Uttarakhand			
West Bengal	0	516.88	354.88

Table 3.20

## Average Distribution of Institutions under full or partial control of local government institutions

Name of Federal Unit	Institutions under full or partial control		
	Gram Panchayat	Block Panchayat	District Panchayat
Andaman And Nicobar Islands	0	0	0
Andhra Pradesh	0	0	3
Arunachal Pradesh	0	0	0
Assam	0	0	0
Bihar	0	0	0
Chandigarh	0	0	0
Chhattisgarh	0	0	0
Dadra and Nagar Haveli	0	0	0
Daman and Diu	0	0	0
Goa	0	0	0
Gujarat	0	0	3
Haryana	0	0	0
Himachal Pradesh	0	0	0
Jammu and Kashmir	0	0	0
Jharkhand	0	0	0
Karnataka	1	1	1
Kerala	12	6	12
Lakshadweep	0	0	0
Madhya Pradesh	0	0	0
Maharashtra	0	0	2
Manipur	0	0	0
Odisha	0	0	0
Puducherry	0	0	0
Punjab	0	0	0
Rajasthan	2	6	7
Sikkim	2	0	0
Tamil Nadu	0	0	0
Telangana	0	0	1
Tripura	2	0	0
Uttar Pradesh	0	0	0
Uttarakhand	0	0	0
West Bengal	1	0	0

**Table 3.21**  
**List of institutions**

**Gram Panchayat**

Name of State	Primary	Secondary	Tertiary
Karnataka	Fishermen Co-operative		
Kerala	Krishi Bhavan Veterinary Hospital, Office of Fisheries Inspector,		Lower Primary Schools Primary Health Centre, Primary Health Centre Sub Centre, Government Ayurvedic dispensary, Government Homoeo dispensary Anganawadies, Balawadies of SC Department, Midwifery Centres of ST Department, Nursery Schools of ST Department
Rajasthan			Lower Primary Schools Anganawadies,
Sikkim			Lower Primary Schools Day Care Centers,
Tripura			Lower Primary Schools, Anganawadies
West Bengal			Primary Health Centre Sub Centre

**Block Panchayat**

Name of State	Primary	Secondary	Tertiary
Karnataka	Veterinary Poly Clinic		
Rajasthan	Mobile farm unit, Mobile Veterinary dispensary, Veterinary Poly Clinic	Office of Industries Extension Officer	
Kerala	Veterinary Poly Clinic	Office of Industries Extension Officer	Community Health Centre (CHC), Women and Child Development Office, Pre-metric hostels of SC Department, Tribal Extension Office,

**District Panchayat**

Name of State	Primary	Secondary	Tertiary
Andhra Pradesh			Special Schools, High Schools, District Woman and Child Welfare
Gujarat	District Veterinary Centre		Taluk Hospitals, District Rural Development Agency
Karnataka	Mobile soil testing laboratory		
Kerala	District Agriculture Office, District agriculture farm, District Veterinary Centre,	District Industries centres, Tailoring and Garment making centres	Higher Secondary Schools, High Schools, Teachers Training Institutes, Fisheries schools, Vocational Higher Secondary Schools District Hospitals District Rural Development Agency,
Maharashtra	Mobile Veterinary Dispensary		
Rajasthan	District agriculture farm, Mobile soil testing laboratory, District Veterinary Centre, District Veterinary Centre, Mobile Veterinary Dispensary		District Hospitals, District Rural Development Agency
Telangana			High Schools

**Table 3.22(a)**  
**Proportion of the decision making activities out of the total possible set of activities in SSS by tier of Panchayat 2015**

Name of Federal Unit	Gram Panchayat	Block Panchayat	District Panchayat
Andaman And Nicobar Islands			
Andhra Pradesh	0.50	0.23	0.00
Arunachal Pradesh			
Assam			
Bihar	0.54	0.27	0.00
Chandigarh			
Chhattisgarh			
Dadra and Nagar Haveli			
Daman and Diu			
Goa			
Gujarat			
Haryana	0.54	0.00	0.08
Himachal Pradesh			
Jammu and Kashmir			
Jharkhand			
Karnataka	0.65	0.30	0.14
Kerala	0.79	0.76	0.45
Lakshadweep			
Madhya Pradesh			
Maharashtra	0.40	0.10	0.53
Manipur			
Odisha	0.56	0.00	0.03
Puducherry			
Punjab			
Rajasthan	0.55	0.00	0.00
Sikkim			
Tamil Nadu	0.53	0.53	0.02
Telangana	0.63	0.00	0.14
Tripura			
Uttar Pradesh			
Uttarakhand			
West Bengal	0.55	0.33	0.13

**Table 3.22(b)**  
**Proportion of the decision making activities out of the total possible set of activities in CSS by tier of Panchayat 2015**

Name of Federal Unit	Gram Panchayat	Block Panchayat	District Panchayat
Andaman And Nicobar Islands	0.67		
Andhra Pradesh	0.51	0.14	0.03
Arunachal Pradesh			
Assam	0.56	0.00	0.00
Bihar	0.52	0.35	0.03
Chandigarh			
Chhattisgarh			
Dadra and Nagar Haveli			
Daman and Diu			
Goa			
Gujarat	0.71	0.00	0.05
Haryana	0.55	0.12	0.08
Himachal Pradesh			
Jammu and Kashmir			
Jharkhand			
Karnataka	0.54	0.50	0.00
Kerala	0.73	0.63	0.32
Lakshadweep			
Madhya Pradesh			
Maharashtra	0.46	0.27	0.02
Manipur	0.50	0.00	0.00
Odisha	0.44	0.12	0.08
Puducherry			
Punjab			
Rajasthan	0.53	0.13	0.02
Sikkim			
Tamil Nadu	0.56	0.47	0.17
Telangana	0.78	1.00	0.03
Tripura			
Uttar Pradesh			
Uttarakhand			
West Bengal			

**Table 3.23****Distribution of dimensions of functionaries by state from field study**

Name of Federal Unit	GP	BP	DP
Andaman And Nicobar Islands	41.82	51.68	67.4
Andhra Pradesh	35.86	20	28.13
Arunachal Pradesh	0		
Assam	20	20	20
Bihar	100	65.32	100
Chandigarh	58.57	60	60
Chhattisgarh	73.94	20	20
Dadra and Nagar Haveli	60	NA	100
Daman and Diu	39.64	NA	
Goa		NA	
Gujarat	46.15	50.38	56.25
Haryana	40	38.18	35
Himachal Pradesh	72	40	48.57
Jammu and Kashmir	33.33		NA
Jharkhand	62.88	56.7	51.23
Karnataka	63.34	56.18	25.62
Kerala	80.33	89.64	80.06
Lakshadweep	28	NA	39.06
Madhya Pradesh	57.04	44.63	67.66
Maharashtra	37.67	53.49	60.09
Manipur	20	NA	20
Odisha	60	78.52	
Puducherry		100	NA
Punjab	73.33		
Rajasthan	64.41	60	60
Sikkim	37.68	NA	62.65
Tamil Nadu	77.88	65.33	37.78
Telangana	72.15	79.11	74.76
Tripura	20	20	20
Uttar Pradesh	46.82	30	72.41
Uttarakhand	20	39.31	59.72
West Bengal	20	55.38	40

Table 3.24

Per panchayat days of Elected Representative Training 2015 by state across tier of panchayat

Name of Federal Unit	Gram Panchayat	Block Panchayat	District Panchayat
Andaman And Nicobar Islands	0.00	0.29	4.00
Andhra Pradesh	0.20	4.32	
Arunachal Pradesh	0.00	0.02	0.19
Assam	0.00	0.02	0.19
Bihar	0.00	0.00	0.11
Chandigarh			
Chhattisgarh	0.00	0.03	0.28
Dadra and Nagar Haveli		NA	
Daman and Diu		NA	
Goa		NA	
Gujarat	0.00	0.00	0.12
Haryana	15.84	19.77	10.86
Himachal Pradesh	0.00	0.00	0.50
Jammu and Kashmir		NA	NA
Jharkhand	0.00	0.00	
Karnataka	0.00	0.02	0.13
Kerala	34.11	13.78	71.14
Lakshadweep	0.50	NA	10.00
Madhya Pradesh			
Maharashtra	5.01	25.85	122.46
Manipur	0.90	NA	22.25
Odisha	0.00	0.01	0.10
Puducherry			NA
Punjab	0.00	0.01	0.14
Rajasthan	0.01	0.16	7.06
Sikkim	0.03	NA	1.25
Tamil Nadu	0.00	0.02	0.29
Telangana	0.00	0.01	0.33
Tripura	0.00	0.00	0.00
Uttar Pradesh			
Uttarakhand	0.00	0.03	0.23
West Bengal	0.00	0.03	0.33



**Table 3.25**  
**Proportion of SFCs constituted out of the maximum possible**

Name of Federal Unit	Proportion of SFC
Andaman And Nicobar Islands	0.00
Andhra Pradesh	0.80
Arunachal Pradesh	0.40
Assam	1.00
Bihar	1.00
Chandigarh	0.00
Chhattisgarh	0.67
Dadra and Nagar Haveli	0.00
Daman and Diu	0.00
Goa	0.40
Gujarat	0.60
Haryana	0.80
Himachal Pradesh	0.80
Jammu and Kashmir	0.50
Jharkhand	1.00
Karnataka	0.80
Kerala	1.00
Lakshadweep	0.80
Madhya Pradesh	0.80
Maharashtra	0.80
Manipur	0.60
Odisha	0.80
Puducherry	0.00
Punjab	0.80
Rajasthan	1.00
Sikkim	0.80
Tamil Nadu	1.00
Telangana	0.75
Tripura	0.80
Uttar Pradesh	0.80
Uttarakhand	1.00
West Bengal	0.80

**Table 3.26**

**Proportion of acceptance of SFC recommendations with financial implications by state**

Federal Unit Name	Proportion of recommendations with financial implications accepted
Andaman And Nicobar Islands	0.00
Andhra Pradesh	0.53
Arunachal Pradesh	0.00
Assam	0.73
Bihar	0.00
Chandigarh	0.00
Chhattisgarh	0.54
Dadra and Nagar Haveli	0.00
Daman and Diu	0.00
Goa	0.00
Gujarat	0.17
Haryana	0.14
Himachal Pradesh	0.30
Jammu and Kashmir	0.00
Jharkhand	0.00
Karnataka	0.11
Kerala	1.00
Lakshadweep	0.00
Madhya Pradesh	0.40
Maharashtra	0.29
Manipur	0.32
Odisha	0.51
Puducherry	0.00
Punjab	0.67
Rajasthan	0.59
Sikkim	0.26
Tamil Nadu	0.40
Telangana	0.53
Tripura	0.56
Uttar Pradesh	0.50
Uttarakhand	0.71
West Bengal	0.54

**Table 3.27**  
**Status of District Planning Committee (DPC) Functionality 2015 by federal unit**

Name of Federal Unit	Status of functionality
Andaman And Nicobar Islands	Functional
Andhra Pradesh	Functional
Arunachal Pradesh	Functional
Assam	Functional
Bihar	Functional
Chandigarh	Not Functional
Chhattisgarh	Functional
Dadra and Nagar Haveli	Not Functional
Daman and Diu	Functional
Goa	Not Functional
Gujarat	Functional
Haryana	Functional
Himachal Pradesh	Functional
Jammu and Kashmir	Not Functional
Jharkhand	Functional
Karnataka	Functional
Kerala	Not Functional
Lakshadweep	Not Functional
Madhya Pradesh	Not Functional
Maharashtra	Functional
Manipur	Not Functional
Odisha	Functional
Puducherry	Not Functional
Punjab	Functional
Rajasthan	Functional
Sikkim	Functional
Tamil Nadu	Functional
Telangana	Functional
Tripura	Functional
Uttar Pradesh	Functional
Uttarakhand	Functional
West Bengal	Functional

**Table 3.28****Proportion of districts with integrated district plans in 2015 by federal unit**

Name of Federal Unit	Proportion of Districts with integrated Plans 2015
Andaman And Nicobar Islands	0.67
Andhra Pradesh	0
Arunachal Pradesh	0.06
Assam	0
Bihar	1.00
Chandigarh	0
Chhattisgarh	1.00
Dadra and Nagar Haveli	0
Daman and Diu	0
Goa	0
Gujarat	1.00
Haryana	1.00
Himachal Pradesh	0
Jammu and Kashmir	0
Jharkhand	1.00
Karnataka	0.83
Kerala	0
Lakshadweep	0
Madhya Pradesh	0
Maharashtra	1.00
Manipur	0
Odisha	1.00
Puducherry	0
Punjab	1.10
Rajasthan	1.00
Sikkim	1.00
Tamil Nadu	1.00
Telangana	0.90
Tripura	0
Uttar Pradesh	0
Uttarakhand	1.00
West Bengal	0.11

**Table Error! No text of specified style in document..4**

**Aspects of Infrastructure, Governance and Accountability covered in the study**

Sl. No	Description	State	Primary Survey
1	<b>Infrastructure</b>	<ul style="list-style-type: none"> <li>I. Number of Panchayats with buildings.</li> <li>II. Number of Panchayats with computers</li> <li>III. Numbers of Panchayats with telephone connections.</li> <li>IV. Number of Panchayats with internet facility.</li> </ul>	<ul style="list-style-type: none"> <li>I. Details of Panchayat offices.</li> <li>II. Details of conference hall electricity, fax, telephone, photocopier, computer, local area network internet and wi-fi</li> </ul>
2	<b>Governance</b>	<ul style="list-style-type: none"> <li>I. Proportion of panchayats with regular meetings of panchayat committee.</li> <li>II. Proportion of panchayats with meetings of subcommittees and standing committees</li> <li>III. Proportion of panchayats with system of recording minutes of Gramsabha meetings (only GP)</li> <li>IV. Proportion of Panchayats with systems for recording beneficiary particulars</li> <li>V. Proportion of Panchayats with systems for recording assets</li> <li>VI. Proportion of Panchayats with systems for recording minutes of Panchayat Committee</li> <li>VII. Proportion of Panchayats with systems for grievance handling</li> <li>VIII. Proportion of Panchayats with systems for citizen charter</li> </ul>	<ul style="list-style-type: none"> <li>I. Mechanisms for upkeep of registers</li> <li>II. Mechanisms for recording minutes of Panchayat meetings</li> <li>III. Mechanisms for storage of electronic records</li> <li>IV. Systems for certification of project records</li> </ul>
3	<b>Accountability</b>	<ul style="list-style-type: none"> <li>I. Number of Panchayats audited</li> <li>II. Number of Panchayats with account online</li> <li>III. Number of Panchayats with system for social audit</li> </ul>	<ul style="list-style-type: none"> <li>I. Systems for upkeep of accounts</li> <li>II. Systems for computerised accounting</li> <li>III. Systems for Supervision of Accounts</li> <li>IV. Systems for Approval of accounts</li> <li>V. Systems for Auxiliary audit</li> <li>VI. Systems for Concurrent Audit Systems for Performance audit</li> </ul>

**Table 3.30**  
**Proportion of Panchayats with buildings by tier of Panchayat 2015**

Name of Federal Unit	Proportion of Panchayats with Buildings 2015		
	Gram Panchayat	Block Panchayat	District Panchayat
Andaman And Nicobar Islands	0.90	1.00	1.00
Andhra Pradesh	0.86	0.99	1.00
Arunachal Pradesh	0.00	0.00	0.00
Assam	1.00	1.00	1.00
Bihar	0.19	0.00	1.00
Chandigarh	1.00	1.00	1.00
Chhattisgarh	0.96	1.00	1.00
Dadra and Nagar Haveli	1.00	NA	1.00
Daman and Diu	1.00	NA	1.00
Goa	1.00	NA	1.00
Gujarat	1.00	1.00	1.00
Haryana	0.63	1.00	1.00
Himachal Pradesh	1.00	1.00	1.00
Jammu and Kashmir	0.95	NA	N/A
Jharkhand	0.73	1.00	1.00
Karnataka	1.00	1.00	1.00
Kerala	1.00	1.00	1.00
Lakshadweep	1.00	NA	1.00
Madhya Pradesh	0.88	1.00	1.00
Maharashtra	0.85	1.00	0.97
Manipur	1.00	NA	1.00
Odisha	0.98	1.00	1.00
Puducherry	0.93	1.00	N/A
Punjab	0.42	1.00	1.00
Rajasthan	0.93	0.84	1.00
Sikkim	0.94	NA	1.00
Tamil Nadu	1.00	1.00	1.00
Telangana	0.96	0.99	1.00
Tripura	0.85	0.66	0.50
Uttar Pradesh	0.67	1.00	1.00
Uttarakhand	0.86	1.00	1.00
West Bengal	0.99	1.00	1.00

**Table 3.31**  
**Proportion of Panchayats with computers by tier of Panchayat 2015**

Name of Federal Unit	Proportion of Panchayats with Computers 2015		
	Gram Panchayat	Block Panchayat	District Panchayat
Andaman And Nicobar Islands	0.94	1.00	1.00
Andhra Pradesh	0.30	1.00	1.00
Arunachal Pradesh	0.08	0.91	0.94
Assam	1.00	1.00	1.00
Bihar	0.00	1.00	1.00
Chandigarh	1.00	1.00	1.00
Chhattisgarh	0.46	1.00	1.00
Dadra and Nagar Haveli	1.00	NA	1.00
Daman and Diu	1.00	NA	1.00
Goa	1.00	NA	1.00
Gujarat	0.98	1.00	1.00
Haryana	0.19	1.00	1.00
Himachal Pradesh	1.00	1.00	1.00
Jammu and Kashmir	0.00	NA	NA
Jharkhand	0.73	1.00	1.00
Karnataka	1.00	1.00	1.00
Kerala	1.00	1.00	1.00
Lakshadweep	1.00	NA	1.00
Madhya Pradesh	1.00	1.00	1.00
Maharashtra	1.00	1.00	1.00
Manipur	0.00	NA	1.00
Odisha	1.00	1.00	1.00
Puducherry	1.00	1.00	NA
Punjab	0.04	1.00	1.00
Rajasthan	0.93	1.00	1.00
Sikkim	1.00	NA	1.00
Tamil Nadu	1.00	1.00	1.00
Telangana	0.60	1.00	1.00
Tripura	0.90	1.00	1.00
Uttar Pradesh	0.03	1.00	1.00
Uttarakhand	0.05	1.00	1.00
West Bengal	1.00	1.00	1.00

**Table 3.32**  
**Proportion of Panchayats with telephones by tier of Panchayat 2015**

Name of Federal Unit	Proportion of Panchayats with telephones 2015		
	Gram Panchayat	Block Panchayat	District Panchayat
Andaman And Nicobar Islands	0.91	1.00	1.00
Andhra Pradesh	0.22	1.00	1.00
Arunachal Pradesh	0.00	1.00	1.00
Assam	0.00	1.00	1.00
Bihar	0.00	1.00	1.00
Chandigarh	1.00	1.00	1.00
Chhattisgarh	0.05	1.00	1.00
Dadra and Nagar Haveli		NA	
Daman and Diu	1.00	NA	1.00
Goa	1.00	NA	1.00
Gujarat	0.00	1.00	1.00
Haryana	0.00	1.00	1.00
Himachal Pradesh			
Jammu and Kashmir	0.00	NA	NA
Jharkhand	0.00	0.00	0.00
Karnataka	1.00	1.00	1.00
Kerala	1.00	1.00	1.00
Lakshadweep	1.00	NA	1.00
Madhya Pradesh	1.00	1.00	1.00
Maharashtra	0.77	1.00	1.00
Manipur	0.00	NA	0.00
Odisha	0.98	1.00	1.00
Puducherry	0.00	1.00	NA
Punjab	0.00	1.00	1.00
Rajasthan	0.32	1.00	1.00
Sikkim	0.02	NA	1.00
Tamil Nadu	1.00	1.00	1.00
Telangana	0.09	1.00	1.00
Tripura	1.00	1.00	1.00
Uttar Pradesh	0.00	0.00	1.00
Uttarakhand	1.00	1.00	1.00
West Bengal	1.00	1.00	1.00



**Table 3.33**  
**Proportion of Panchayats with internet by tier of Panchayat 2015**

Name of Federal Unit	Proportion of Panchayats with Internet 2015		
	Gram Panchayat	Block Panchayat	District Panchayat
Andaman And Nicobar Islands	0.09	0.29	1.00
Andhra Pradesh	0.22	0.99	1.00
Arunachal Pradesh	0.00	0.00	1.00
Assam	0.11	1.00	1.00
Bihar	0.00	1.00	1.00
Chandigarh	0.00	1.00	1.00
Chhattisgarh	0.08	1.00	1.00
Dadra and Nagar Haveli	0.64	NA	1.00
Daman and Diu	1.00	NA	1.00
Goa	1.00	NA	1.00
Gujarat	0.98	1.00	1.00
Haryana	0.00	1.00	1.00
Himachal Pradesh	0.00	0.00	0.00
Jammu and Kashmir	0.00	NA	NA
Jharkhand	0.73	1.00	1.00
Karnataka	1.00	1.00	1.00
Kerala	1.00	1.00	1.00
Lakshadweep	1.00	NA	1.00
Madhya Pradesh	0.26	1.00	1.00
Maharashtra	0.77	1.00	1.00
Manipur	0.00	NA	0.00
Odisha	0.57	1.00	1.00
Puducherry	0.00	1.00	NA
Punjab	0.00	1.00	1.00
Rajasthan	0.15	0.84	1.00
Sikkim	0.58	NA	1.00
Tamil Nadu	0.80	1.00	1.00
Telangana	0.09	1.00	1.00
Tripura	0.57	1.00	1.00
Uttar Pradesh	0.00	1.00	1.00
Uttarakhand	0.78	1.00	1.00
West Bengal	1.00	1.00	1.00

Table 3.34

Particulars of services offered through panchayats in various states by tier of Panchayat 2015

S No	Name of Service	Chhattisgarh	Kerala	Karnataka	Himachal Pradesh	Uttar Pradesh	Rajasthan	Maharashtra	Category
1	Registration of Birth	Y	Y		Y	Y	Y	Y	GP
2	Registration of Death	Y	Y		Y	Y	Y	Y	GP
3	Issue of Birth Certificate	Y	Y		Y	Y	Y	Y	GP
4	Issue of Death Certificate	Y	Y		Y	Y	Y	Y	GP
5	Registration of marriage	Y	Y		Y			Y	GP
6	Issue of Marriage Certificate	Y	Y		Y			Y	GP
7	Street Light connection	Y							GP
8	Sanitation Services	Y		Y					GP
9	Issue of Building Permit and Certificates	Y	Y	Y				Y	GP
10	Issue of Trade Licences		Y	Y					GP
11	Issue of Extract of Records			Y	Y	Y			GP,BP,DP
12	E-payment of works			Y					GP,BP,DP
13	Drinking Water			Y					GP,BP,DP
14	NOC to Electricity Service Companies			Y					DP
15	Ration Card				Y				GP
16	Minor Forest Produce Permit				Y				GP
17	Life Certificate							Y	GP
18	No Dues Certificate							Y	GP
19	Certificate for availability of toilet							Y	GP
20	Land ownership certificate							Y	GP
21	Destitution certificate							Y	GP
22	Widowship certificate							Y	GP
23	Divorce certificate							Y	GP
24	Separation of family certificate							Y	GP

Table 3.35

Proportion of services offered by state across tiers out of the maximum possible services 2015

Name of Federal Unit	Proportion of Services offered		
	Gram Panchayat	Block Panchayat	District Panchayat
Andaman And Nicobar Islands			
Andhra Pradesh			
Arunachal Pradesh			
Assam			
Bihar			
Chandigarh			
Chhattisgarh	0.39	0.00	0.00
Dadra and Nagar Haveli			
Daman and Diu			
Goa			
Gujarat			
Haryana			
Himachal Pradesh	0.39	0.33	0.25
Jammu and Kashmir			
Jharkhand			
Karnataka	0.26	1.00	1.00
Kerala	0.26	0.00	0.00
Lakshadweep			
Madhya Pradesh			
Maharashtra	0.65	0.00	0.00
Manipur			
Meghalaya			
Mizoram			
Nagaland			
NCT of Delhi			
Odisha			
Puducherry			
Punjab			
Rajasthan	0.17	0.00	0.00
Sikkim			
Tamil Nadu			
Telangana			
Tripura			
Uttar Pradesh	0.17	0.33	0.25
Uttarakhand			
West Bengal			

**Table 3.36**  
**Aspects of e-panchayat services covered**

SI No	Description	Primary Survey
1	Accounting	Whether PRIASoft or any other application exists in the local body studied.
2	Common Service Centres	Whether Common Service Centres exist
3	Online Services	Whether electronic services are provided to citizen or businesses.
4	Payment Gateway	Whether payment Gateway is used. Whether DBT being used for payment of pensions?
5	IT literacy	Whether functionaries are computer literate?

**Table 3.37**  
**Coverage of Accounting Applications in the primary survey**

Accounting application used	GP	BP	DP
PRIASoft	10	13	14
Panchayat Darpan	0	0	1
Saankhya	1	1	1
CPSMS	1	1	1
Panchathantra	2	0	0
Tally	0	1	1
Not reported	47	31	34
<b>Total</b>	<b>61</b>	<b>47</b>	<b>52</b>

**Table 3.38**  
**Coverage of Common Service Centres**

Description	GP	BP	DP
Common Service Centres	16	15	13
Fully Integrated Services	11	9	5
No CSC	45	32	39
<b>Total</b>	<b>61</b>	<b>47</b>	<b>52</b>

**Table 3.39**  
**Coverage of electronics services**

Description	GP	BP	DP
Electronic services	25	15	10
On line	25	15	10
Citizen	25	15	10
Business	3	5	5
No Electronic services	36	32	42

**Table 3.40**  
**Coverage of Payment Gateway services**

<b>Description</b>	<b>GP</b>	<b>BP</b>	<b>DP</b>
Payment Gateway in transactions	6	5	10
Direct Beneficiary Transfer (DBT)	12	13	14
Accounts integrated with payment gateway	6	5	9
Accounts integrated with DBT	12	13	14
CPSMS integration	5	9	5

**Table 3.41**  
**Computer literacy - Functionaries and Elected Representatives**  
**Functionaries**

<b>Description</b>	<b>GP</b>	<b>BP</b>	<b>DP</b>
At least one functionary IT literate	38	30	30
Not literate	23	17	22
<b>Total</b>	<b>61</b>	<b>47</b>	<b>52</b>

**Elected Representatives**

<b>Description</b>	<b>GP</b>	<b>BP</b>	<b>DP</b>
At least one ER being IT literate	21	23	24
Not literate	40	24	28
<b>Total</b>	<b>61</b>	<b>47</b>	<b>52</b>

**Table 3.42**  
**Proportion of Panchayats with regular meetings of panchayat committee by tier of Panchayat**  
**2015**

Name of Federal Unit	Proportion of Panchayats with regular meetings 2015		
	Gram Panchayat	Block Panchayat	District Panchayat
Andaman And Nicobar Islands	1.00	1.00	1.00
Andhra Pradesh	1.00	1.00	1.00
Arunachal Pradesh	1.00	1.00	1.00
Assam	1.00	1.00	1.00
Bihar	1.00	1.00	1.00
Chandigarh	1.00	0.00	0.00
Chhattisgarh	1.00	1.00	1.00
Dadra and Nagar Haveli	1.00	NA	0.00
Daman and Diu	1.00	NA	1.00
Goa	1.00	NA	0.00
Gujarat	1.00	1.00	1.00
Haryana	1.00	1.00	1.00
Himachal Pradesh	1.00	1.00	1.00
Jammu and Kashmir	1.00	NA	NA
Jharkhand	0.69	1.00	1.00
Karnataka	1.00	1.00	1.00
Kerala	1.00	1.00	1.00
Lakshadweep	1.00	NA	1.00
Madhya Pradesh	0.90	1.00	1.00
Maharashtra	1.00	1.00	1.00
Manipur	1.00	NA	0.00
Odisha	1.00	1.00	1.00
Puducherry	0.00	0.00	NA
Punjab	1.00	1.00	1.00
Rajasthan	1.00	1.00	1.00
Sikkim	1.00	NA	1.00
Tamil Nadu	1.00	1.00	1.00
Telangana	1.00	0.00	1.00
Tripura	1.00	1.00	1.00
Uttar Pradesh	0.00	0.00	0.00
Uttarakhand	0.88	1.00	1.00
West Bengal	1.00	1.00	1.00

**Table 3.43**  
**Proportion of Panchayats with meetings of Subcommittees and Standing committees by tier of Panchayat 2015**

Name of Federal Unit	Proportion of Panchayats with meetings of Subcommittees and Standing committees 2015		
	Gram Panchayat	Block Panchayat	District Panchayat
Andaman And Nicobar Islands	1.00	1.00	1.00
Andhra Pradesh	1.00	1.00	1.00
Arunachal Pradesh	1.00	1.00	1.00
Assam	1.00	1.00	1.00
Bihar	1.00	1.00	1.00
Chandigarh	1.00	0.00	0.00
Chhattisgarh	1.00	1.00	1.00
Dadra and Nagar Haveli	1.00	NA	0.00
Daman and Diu	1.00	NA	1.00
Goa	1.00	NA	0.00
Gujarat	1.00	1.00	1.00
Haryana	1.00	1.00	1.00
Himachal Pradesh	1.00	1.00	1.00
Jammu and Kashmir	1.00	NA	NA
Jharkhand	0.69	1.00	1.00
Karnataka	1.00	1.00	1.00
Kerala	1.00	1.00	1.00
Lakshadweep	1.00	NA	1.00
Madhya Pradesh	0.90	1.00	1.00
Maharashtra	1.00	1.00	1.00
Manipur	1.00	NA	0.00
Odisha	1.00	1.00	1.00
Puducherry	0.00	0.00	NA
Punjab	1.00	1.00	1.00
Rajasthan	1.00	1.00	1.00
Sikkim	1.00	NA	1.00
Tamil Nadu	1.00	1.00	1.00
Telangana	1.00	0.00	1.00
Tripura	1.00	1.00	1.00
Uttar Pradesh	0.00	0.00	0.00
Uttarakhand	0.88	1.00	1.00
West Bengal	1.00	1.00	1.00

**Table 3.44**

**Proportion of Panchayats with systems for recording minutes of Gramasabha Meetings 2015**

Name of Federal Unit	Proportion of GPs with systems for recording minutes of Gramasabha Meetings 2015
Andaman And Nicobar Islands	1.00
Andhra Pradesh	1.00
Arunachal Pradesh	1.00
Assam	1.00
Bihar	1.00
Chandigarh	1.00
Chhattisgarh	1.00
Dadra and Nagar Haveli	0.00
Daman and Diu	0.00
Goa	1.00
Gujarat	1.00
Haryana	1.00
Himachal Pradesh	1.00
Jammu and Kashmir	0.00
Jharkhand	1.00
Karnataka	1.00
Kerala	1.00
Lakshadweep	1.00
Madhya Pradesh	1.00
Maharashtra	1.00
Manipur	0.08
Odisha	1.00
Puducherry	1.00
Punjab	1.00
Rajasthan	1.00
Sikkim	1.00
Tamil Nadu	1.00
Telangana	1.00
Tripura	1.00
Uttar Pradesh	1.00
Uttarakhand	1.00
West Bengal	1.00



Table 3.45

**Proportion of Panchayats with systems for recording beneficiary particulars by tier of Panchayat  
2015**

Name of Federal Unit	Proportion of Panchayats with systems for recording beneficiary particulars 2015		
	Gram Panchayat	Block Panchayat	District Panchayat
Andaman And Nicobar Islands	1.00	1.00	1.00
Andhra Pradesh	1.00	1.00	1.00
Arunachal Pradesh	1.00	1.00	1.00
Assam	1.00	1.00	1.00
Bihar	1.00	1.00	1.00
Chandigarh	0.00	0.00	0.00
Chhattisgarh	1.00	1.00	1.00
Dadra and Nagar Haveli	0.00	NA	0.00
Daman and Diu	0.00	NA	0.00
Goa	1.00	NA	0.00
Gujarat	1.00	1.00	1.00
Haryana	1.00	1.00	1.00
Himachal Pradesh	1.00	1.00	1.00
Jammu and Kashmir	1.00	NA	NA
Jharkhand	0.00	1.00	1.00
Karnataka	1.00	1.00	1.00
Kerala	1.00	1.00	1.00
Lakshadweep	1.00	NA	1.00
Madhya Pradesh	1.00	1.00	1.00
Maharashtra	1.00	1.00	1.00
Manipur	1.00	NA	1.00
Odisha	1.00	1.00	1.00
Puducherry	0.00	0.00	NA
Punjab	0.00	1.00	1.00
Rajasthan	1.00	1.00	1.00
Sikkim	1.00	NA	0.00
Tamil Nadu	1.00	1.00	1.00
Telangana	1.00	0.00	0.00
Tripura	1.00	1.00	1.00
Uttar Pradesh	0.00	0.00	0.00
Uttarakhand	1.00	1.00	0.00
West Bengal	1.00	1.00	1.00

Table 3.46

## Proportion of Panchayats with systems for recording assets by tier of Panchayat 2015

Name of Federal Unit	Proportion of Panchayats with systems for recording assets 2015		
	Gram Panchayat	Block Panchayat	District Panchayat
Andaman And Nicobar Islands	1.00	1.00	1.00
Andhra Pradesh	1.00	1.00	1.00
Arunachal Pradesh	1.00	1.00	1.00
Assam	0.00	0.00	0.00
Bihar	1.00	1.00	1.00
Chandigarh	1.00	1.00	1.00
Chhattisgarh	1.00	1.00	1.00
Dadra and Nagar Haveli	0.00	NA	0.00
Daman and Diu	0.00	NA	0.00
Goa	1.00	NA	0.00
Gujarat	1.00	1.00	1.00
Haryana	1.00	1.00	1.00
Himachal Pradesh	1.00	1.00	1.00
Jammu and Kashmir	0.00	NA	NA
Jharkhand	1.00	1.00	1.00
Karnataka	1.00	1.00	1.00
Kerala	0.96	1.00	1.00
Lakshadweep	1.00	NA	1.00
Madhya Pradesh	1.00	1.00	1.00
Maharashtra	1.00	1.00	1.00
Manipur	1.00	NA	0.00
Odisha	1.00	1.00	1.00
Puducherry	1.00	1.00	NA
Punjab	0.00	1.00	1.00
Rajasthan	1.00	1.00	1.00
Sikkim	1.00	N/A	1.00
Tamil Nadu	1.00	1.00	1.00
Telangana	1.00	1.00	1.00
Tripura	1.00	1.00	1.00
Uttar Pradesh	0.00	0.00	0.00
Uttarakhand	1.00	1.00	1.00
West Bengal	1.00	1.00	1.00

**Table 3.47**  
**Proportion of Panchayats with systems for recording minutes of Panchayat Committee by tier of Panchayat 2015**

Name of Federal Unit	Proportion of Panchayats with systems for recording minutes of Panchayat Committee 2015		
	Gram Panchayat	Block Panchayat	District Panchayat
Andaman And Nicobar Islands	0.00	0.00	1.00
Andhra Pradesh	1.00	1.00	1.00
Arunachal Pradesh	1.00	1.00	1.00
Assam	1.00	1.00	1.00
Bihar	1.00	1.00	1.00
Chandigarh	1.00	1.00	1.00
Chhattisgarh	0.97	1.00	1.00
Dadra and Nagar Haveli	0.00	NA	0.00
Daman and Diu	0.00	NA	0.00
Goa	1.00	NA	0.00
Gujarat	1.00	1.00	1.00
Haryana	1.00	1.00	1.00
Himachal Pradesh	1.00	1.00	1.00
Jammu and Kashmir	0.00	NA	NA
Jharkhand	0.00	0.00	0.00
Karnataka	1.00	1.00	1.00
Kerala	1.00	1.00	1.00
Lakshadweep	1.00	NA	1.00
Madhya Pradesh	1.00	1.00	1.00
Maharashtra	1.00	1.00	1.00
Manipur	0.08	NA	0.00
Odisha	1.00	1.00	1.00
Puducherry	0.00	0.00	NA
Punjab	0.00	1.00	1.00
Rajasthan	1.00	0.84	1.00
Sikkim	1.00	N/A	1.00
Tamil Nadu	1.00	1.00	1.00
Telangana	1.00	1.00	1.00
Tripura	1.00	1.00	1.00
Uttar Pradesh	1.00	0.00	0.00
Uttarakhand	0.64	1.00	1.00
West Bengal	1.00	1.00	1.00

Table 3.48

Proportion of Panchayats with systems for grievance handling by tier of Panchayat 2015

Name of Federal Unit	Proportion of Panchayats with systems for grievance handling 2015		
	Gram Panchayat	Block Panchayat	District Panchayat
Andaman And Nicobar Islands	1.00	1.00	1.00
Andhra Pradesh	1.00	1.00	1.00
Arunachal Pradesh	1.00	1.00	1.00
Assam	0.00	0.00	0.00
Bihar	1.00	1.00	1.00
Chandigarh	1.00	1.00	1.00
Chhattisgarh	0.81	1.00	1.00
Dadra and Nagar Haveli	0.00	NA	0.00
Daman and Diu	0.00	NA	0.00
Goa	1.00	0.00	0.00
Gujarat	1.00	1.00	1.00
Haryana	1.00	1.00	1.00
Himachal Pradesh	0.00	0.00	0.00
Jammu and Kashmir	0.00	NA	NA
Jharkhand	0.00	1.00	1.00
Karnataka	1.00	1.00	1.00
Kerala	1.00	1.00	1.00
Lakshadweep	1.00	1.00	1.00
Madhya Pradesh	0.10	1.00	1.00
Maharashtra	1.00	1.00	1.00
Manipur	0.08	0.00	0.00
Odisha	1.00	1.00	1.00
Puducherry	1.00	0.00	NA
Punjab	0.00	1.00	1.00
Rajasthan	1.00	1.00	1.00
Sikkim	0.93	NA	1.00
Tamil Nadu	1.00	1.00	1.00
Telangana	1.00	1.00	1.00
Tripura	1.00	1.00	1.00
Uttar Pradesh	0.00	0.00	0.00
Uttarakhand	0.87	1.00	1.00
West Bengal	0.32	0.67	0.83

**Table 3.49**  
**Proportion of Panchayats with systems for citizen charter by tier of Panchayat 2015**

Name of Federal Unit	Proportion of Panchayats with systems for citizen charter 2015		
	Gram Panchayat	Block Panchayat	District Panchayat
Andaman And Nicobar Islands	1.00	1.00	1.00
Andhra Pradesh	1.00	1.00	1.00
Arunachal Pradesh	0.00	0.00	0.00
Assam			
Bihar	1.00	1.00	1.00
Chandigarh			
Chhattisgarh	0.96	1.00	1.00
Dadra and Nagar Haveli		NA	
Daman and Diu		NA	
Goa	0.00	NA	0.00
Gujarat	1.00	1.00	1.00
Haryana	0.00	0.00	0.00
Himachal Pradesh			
Jammu and Kashmir		NA	NA
Jharkhand			
Karnataka	1.00	1.00	1.00
Kerala	1.00	1.00	1.00
Lakshadweep	0.00	NA	0.00
Madhya Pradesh	1.00	1.00	1.00
Maharashtra	1.00	1.00	1.00
Manipur	0.00	NA	0.00
Odisha	1.00	1.00	1.00
Puducherry	0.00	1.00	NA
Punjab	0.00	1.00	1.00
Rajasthan	1.00	1.00	1.00
Sikkim		NA	
Tamil Nadu	1.00	1.00	1.00
Telangana	1.00	1.00	1.00
Tripura			
Uttar Pradesh	1.00	1.00	1.00
Uttarakhand	0.00	0.00	0.00
West Bengal	0.00	0.00	0.00

**Table 3.50**

**Proportion of Systems for Governance by States across tier of Panchayats from the field study**

Name of Federal Unit	Systems for governance		
	Gram Panchayat	Block Panchayat	District Panchayat
Andaman And Nicobar Islands	0.83	0.80	1.00
Andhra Pradesh	0.78	0.70	0.80
Arunachal Pradesh			
Assam	0.50	0.60	0.60
Bihar	0.67	0.60	0.60
Chandigarh	0.33	0.40	0.40
Chhattisgarh		0.60	0.40
Dadra and Nagar Haveli	0.67	NA	0.60
Daman and Diu	0.00	NA	0.00
Goa		NA	
Gujarat	0.67	0.80	0.90
Haryana	0.67	0.40	0.60
Himachal Pradesh	0.75	0.60	0.50
Jammu and Kashmir	0.83	NA	NA
Jharkhand	0.50	1.00	1.00
Karnataka	0.83	1.00	0.80
Kerala	1.00	1.00	1.00
Lakshadweep	0.33	NA	0.40
Madhya Pradesh	0.67	0.80	0.80
Maharashtra	0.83	0.80	0.90
Manipur		NA	
Odisha	0.67	1.00	
Puducherry		0.60	NA
Punjab			
Rajasthan	0.78	0.40	0.80
Sikkim	0.83	NA	0.60
Tamil Nadu	1.00	0.90	0.80
Telangana	0.67	0.90	0.80
Tripura	1.00	0.80	0.60
Uttar Pradesh	0.83	0.73	0.80
Uttarakhand	0.50	1.00	0.60
West Bengal	0.67	1.00	1.00
	0.68	0.76	0.69

**Table 3.51**  
**Proportion of Panchayats with accounts in public domain by tier of Panchayat 2015**

Name of Federal Unit	Proportion of Panchayats with accounts in public domain 2015		
	Gram Panchayat	Block Panchayat	District Panchayat
Andaman And Nicobar Islands	0.00	0.00	0.00
Andhra Pradesh	1.00	1.00	1.00
Arunachal Pradesh	0.00	0.00	0.00
Assam	1.00	1.00	1.00
Bihar			
Chandigarh			
Chhattisgarh	0.32	1.00	1.00
Daman and Diu		NA	
Dadra and Nagar Haveli		NA	
Goa	0.00	NA	0.00
Gujarat	0.00	0.00	0.00
Himachal Pradesh			
Haryana	0.93	0.92	0.95
Jharkhand	1.00	1.00	1.00
Jammu and Kashmir	0.00	NA	NA
Karnataka	1.00	1.00	1.00
Kerala	0.00	0.00	0.00
Lakshadweep	0.00	NA	0.00
Maharashtra	1.00	1.00	1.00
Manipur	0.67	NA	0.25
Madhya Pradesh	0.00	0.00	0.00
Odisha	1.00	1.00	1.00
Punjab	0.00	0.70	1.00
Puducherry	0.00	0.00	NA
Rajasthan			
Sikkim	0.64	NA	0.25
Telangana	1.00	1.00	1.00
Tamil Nadu			
Tripura	1.00	1.00	1.00
Uttar Pradesh			
Uttarakhand	1.00	1.00	1.00
West Bengal	1.00	1.00	1.00

Table 3.52

## Proportion of panchayats audited by federal unit across tier of Panchayat 2015

Name of Federal Unit	Proportion of panchayats audited 2015		
	Gram Panchayat	Block Panchayat	District Panchayat
Andaman And Nicobar Islands	0.26	0.43	0
Andhra Pradesh	0	0	0
Arunachal Pradesh	0	0	0
Assam	0.02	0.09	0.29
Bihar	0	0	0
Chandigarh	0	0	0
Chhattisgarh	0	0	0
Dadra and Nagar Haveli	0	NA	0
Daman and Diu	0	NA	0
Goa	0	NA	0
Gujarat	0	0	0
Haryana	0	0	0
Himachal Pradesh	0.53	0.39	0
Jammu and Kashmir	0	NA	NA
Jharkhand	0	0	0
Karnataka	0.98	1	1
Kerala	1	1	1
Lakshadweep	0	NA	0
Madhya Pradesh	0	0	0
Maharashtra	0.86	0.82	0.97
Manipur	0.14	NA	1
Odisha	1	1	1
Puducherry	0	0	NA
Punjab	0	0	0
Rajasthan	0	0	0
Sikkim	1	NA	1
Tamil Nadu	1	1	1
Telangana	0.86	1	1
Tripura	0.04	0.46	0.5
Uttar Pradesh	0	0	0
Uttarakhand	0	0	0
West Bengal	0.97	0.29	1



**Table 3.53**  
**Proportion of panchayats where social audit was done in 2015**

Name of Federal Unit	Proportion of Panchayats where Social audit was done
Andaman And Nicobar Islands	1.00
Andhra Pradesh	1.00
Arunachal Pradesh	
Assam	1.00
Bihar	0.42
Chandigarh	
Chhattisgarh	1.00
Dadra and Nagar Haveli	
Daman and Diu	0.00
Goa	
Gujarat	
Haryana	1.00
Himachal Pradesh	
Jammu and Kashmir	0.32
Jharkhand	1.00
Karnataka	0.67
Kerala	1.00
Lakshadweep	
Madhya Pradesh	
Maharashtra	1.00
Manipur	1.00
Odisha	1.00
Puducherry	
Punjab	0.99
Rajasthan	0.87
Sikkim	1.00
Tamil Nadu	1.00
Telangana	1.00
Tripura	0.73
Uttar Pradesh	
Uttarakhand	0.94
West Bengal	0.19

**Table 3.54**  
**Social context of locations covered in the qualitative study**

SI No	Location	Issues in the Social Context
1	Hajpelle Village, Farooq Nagar Mandal, Mahbooba Nagar, Telangana	<ol style="list-style-type: none"> <li>1. History of caste conflicts between OBCs and SCs over two SC widows cooking midday meals in the local school.</li> <li>2. Political settlement following SCs filing an atrocity case against OBC community heads and continuous effort of conflict resolution with the support of district administration and state government.</li> <li>3. Community action for water harvesting, organic farming under GP leadership, cutting across caste lines.</li> <li>4. The leadership of Jangamma, a SC woman with the support of an ex-Sarpanch was instrumental in an innovative programme of Hajpelle becoming an open-defecation-free village</li> </ol>
2	Sindhol Village, Ulunda Tehsil, Subampur District, Odisha	<ol style="list-style-type: none"> <li>1. Practice of untouchability in the village</li> <li>2. SC hamlets spatially isolated and prone to vulnerabilities</li> <li>3. SC community feels marginalised in local development given the OBC domination in the panchayat and the neglect from government functionaries.</li> <li>4. Non-availability of ration cards and extensive nepotism and corruption triggering local protest.</li> <li>5. Male chauvinism and patriarchy impeding women participation in Pallasabha and local political process.</li> </ol>
3	Shivpur Village, Khadgawana Block, Korea District, Chhattisgarh	<ol style="list-style-type: none"> <li>1. PESA GP with homogeneity of local community</li> <li>2. Gondvana Ganatantra Party, the local political resource for cohesion</li> </ol>
4	Dillya Village, Sathiyaon Block, Azamgarh District, Uttar Pradesh	<ol style="list-style-type: none"> <li>1. Nexus between the Pradhan, Block Secretary, Junior Engineer, BPO, Block Pramukh.</li> <li>2. Incomplete execution of Projects like <ol style="list-style-type: none"> <li>a. Dr Ambedkar Samudaya Milan Kendra</li> <li>b. Toilets in Paschim Basti</li> <li>c. Indira Awaas programme for 80 shelters to homeless</li> </ol> </li> </ol>
5	Mahalgaon GP, Kamptee Block, Nagpur District, Maharashtra District	<ol style="list-style-type: none"> <li>1. Poverty deaths</li> <li>2. Rampant corruption in finalising entitlements</li> </ol>
6	Halakura GP, Agomani Block, Dhubri District, Assam	<ol style="list-style-type: none"> <li>1. Conflicts between the Rajbongshi community and the dominant Bengali Muslims critical under current.</li> <li>2. Exclusion of women is a major impediment in participation of Rajbongshi in civil society and political systems.</li> </ol>

**Table 3.55**  
**Rural Tribal Population in Fifth Scheduled States**

States	Percentage of tribal population to rural population	Percentage of total tribal population in the State to the total tribal population in the country
Andhra Pradesh	17.63	5.56
Chhattisgarh	36.42	7.69
Gujarat	21.53	8.53
Himachal Pradesh	6.02	0.40
Jharkhand	28.2	8.36
Madhya Pradesh	26.47	15.17
Maharashtra	13.72	9.57
Odisha	24.98	9.56
Rajasthan	16.44	9.24
Telangana *	-	-
<b>TOTAL</b>	<b>10.65</b>	<b>74.08</b>

\*. Covered in Andhra Pradesh

**Table 3.56**  
**Select indicators of the Status of Tribal Population**

Indicator	ST	General
Poverty Profile		
1994	63.7	45.7
2004	60.0	37.7
2010	47.37	33.8
Literacy		
2001	47.0	69.0
2011	49.51	73.0
Health (2006)		
Infant Mortality	62.1	57.0
Under five mortality	95.7	74.3
Percentage of Children with anaemia	79.0	72.0
Percentage of underweight children	26.0	14.0

Source: 1. Report of the High Level Committee on Socio Economic Health and Educational Status of Tribal Communities of India.  
2. Twelfth Five Year Plan (2012-17)

**Table 3.57**  
**Objectives of the PESA Act**

1	Extending the provisions of the Part IX of the constitution relating to Schedules Five areas with certain modifications
2	To provide self-rule for tribal population in the scheduled five areas.
3	To have village governance with participatory democracy, making the Gramsabha the competent centre of all activities.
4	To evolve a suitable administrative framework consistent with traditional practices especially relating to community resource management.
5	To safeguard and preserve traditions and customs of tribal communities.
6	To empower panchayats at appropriate levels with specific powers conducive to tribal requirements.
7	To prevent the units of panchayats at higher levels from assuming the powers and authority of the Gramsabha.

**Table 3.58**  
**Salient Provisions of the PESA Act 1996**

1	Any legislation to be in consonance with the customary law, social and religious practices and traditional practices and management of community resources.
2	A village defined as a habitation, a group of habitations, a hamlet or a group of hamlets of the tribal community.
3	A Gramsabha for every village comprising persons whose names figure in the electoral rolls.
4	Mandatory powers of Gramsabha a. Management of customary resources b. Settlement of local disputes by customary methods c. Approval of plans, programmes and projects for social and economic development of the village panchayat d. Identifying and selecting beneficiaries for poverty alleviation and other programmes. e. Issue certificate of utilisation of funds for projects and programmes of social and economic development under the State Poverty Alleviation programme and other initiatives.
5	Discretionary powers to Gramsabha or Panchayat at the appropriate level a. Prior mandatory consultation and recommendation for acquisition of land for development programmes and rehabilitation and resettlement of persons affected by projects in scheduled areas. b. Prior mandatory recommendation for grant of prospective license or lease for mining minor minerals. c. Prior mandatory recommendation for granting concessions for exploitation of minor minerals by auction.
6	Mandatory powers to panchayat at the appropriate level a. Planning and management of minor water bodies in scheduled areas
7	Powers to Gramsabha and Panchayat at appropriate level a. To enforce prohibition or to regulate and restrict the manufacture, sale and consumption of intoxicants.

	<p>b. The ownership of minor forest produce.</p> <p>c. To exercise control over money lending to Tribals.</p> <p>d. To manage and regulate all types of village markets.</p> <p>e. To prevent land alienation and to take appropriate action to restore unlawfully alienated land of Scheduled Tribes in scheduled areas.</p> <p>f. To exercise control over local plans and resources for such plans including tribal sub plan.</p> <p>g. To exercise control over institutions and functionaries in the social sectors in the area.</p>
8	<p>Reservation</p> <p>a. Reservation of seats at all tiers for scheduled tribes, shall not be less than one half of the total number of seats.</p> <p>b. Reservation of seats at every panchayat for other communities given under part IX shall be according to their population.</p> <p>c. Post of Chairperson at all panchayat levels shall be reserved for Scheduled Tribes.</p> <p>d. At the intermediate level and district level in the case of scheduled tribes which are not represented, the State government shall nominate a person to represent the tribe; the number of persons nominated shall not exceed one tenth of the total elected members.</p>

**Table 3.59**  
**Expert Groups and Committees**

SI No	Name of Expert Group/ Committee	Ministry constituting / servicing the Group
1	Expert Group headed by C.S Chadha for studying the implications for conferring ownership rights of Minor Forest Produces on Panchayats/ Gramsabha and for recommending measures for sustainable development of Minor Forest Produce	Ministry of Environment and Forests; October 1997
2	Second Administrative Reforms Committee - Seventh Report on "Capacity Building for Conflict Resolution."	Department of Administrative Reforms and Public Grievances; 2005
3	BD Sharma Committee on Development issues to deal with the causes of discontent, unrest and extremism.	Planning Commission; May 2006
4	Raghav Chandra Committee on Land and Minerals to seek co-ordination between Central and State Acts	Ministry of Panchayati Raj; 2006
5	Balachandra Mungekar Committee- Standing committee on Inter sectoral issues relating to Tribal Development and raising standards of administration in Tribal areas	Ministry of Tribal Affairs; 2009
6	Dr T. Haque Committee on Ownership, Price Fixation, Value Addition and Marketing of Minor Forest Produce	Ministry of Panchayati Raj; 2011

**Table 3.60**  
State-wise status of devolution of mandatory powers to Gram Sabha

States	Section 4(d) Managing community resources	Section 4(e) (i & ii) Approve plans / projects & identifying/ selecting beneficiaries	Section 4(f) Issue certification of utilisation of funds
Andhra Pradesh	Y	Y	Y
Chhattisgarh	Y	Y	Y
Gujarat	Y	Y	Y
Himachal Pradesh	Y	Y	Y
Jharkhand	Y	Y	Y
Madhya Pradesh	Y	Y	Y
Maharashtra	Y	Y	Y
Odisha	Y	Y	Y
Rajasthan	Y	Y	Y
Telangana	Y	Y	Y

Source: 1. Information obtained from fifth schedule state's departments, accessed in February 2016  
2. PESA Schedules submitted by States

**Table 3.61**  
Role of Gramsabha in implementation of CSS programmes

Programmes/ Schemes	Andhra Pradesh	Chhattisgarh	Gujarat	Himachal Pradesh	Jharkhand	Madhya Pradesh	Maharashtra	Odisha	Rajasthan	Telangana
MGNREGA	Y	-	Y	-	Y	-	Y	Y	-	Y
IAY	Y	-	Y	-	Y	-	Y	Y	-	Y
Old Age Pension	Y	-	Y	-	Y	-	-	Y	-	Y
SBA	Y	-	Y	-	N	-	-	Y	-	Y
NRLM	Y	-	Y	-	N	-	-	Y	-	Y
RKVY	N	-	Y	-	N	-	-	-	-	Y
NRHM	N	-	Y	-	N	-	-	-	-	Y
SSA	N	-	Y	-	N	-	-	-	-	N

Source: Schedules submitted by States

**Table 3.62**  
**State-wise consulting bodies for Resource Planning and Management**

States	Section 4(i) Land acquisition and resettlement and rehabilitation	Section 4(j) Planning and management of minor water bodies	Section 4(k) Grant of prospective license or lease for mining minor minerals	Section 4(l) Grant of concession for the exploitation of minor minerals by auction
Andhra Pradesh	Mandal Praja Parishad	Gram panchayat, Mandal Parishad and Zilla Parishad	Gram Panchayat	Gram Panchayat
Chhattisgarh	Gram Panchayat	Gram Sabha	Gram Sabha	Gram Sabha
Gujarat	Taluka Panchayat	Gram Panchayat	Gram Sabha	Gram Sabha
Himachal Pradesh	Gram Panchayat	Gram Panchayat	Gram Sabha	Gram Sabha
Jharkhand	-	Zilla Parishad	Gram Sabha	Gram Sabha
Madhya Pradesh	Gram Sabha	Gram Sabha	Gram Sabha	Gram Sabha
Maharashtra	Gram Panchayats	Gram Sabha	Gram Sabha	Gram Sabha
Odisha	Zilla Parishad	Zilla Parishad	Zilla Parishad	Zilla Parishad
Rajasthan	-	Gram Panchayat	-	-
Telangana	Intermediate Panchayat	-	Gram Sabha	Gram Sabha

*Source: Schedules submitted by States*

**Table 3.63**  
**Powers to Gramsabha and Panchayat at appropriate level**

States	Section 4(m)(i) Control over sale and consump tion of intoxicants	Section 4(m)(ii) Ownersh ip of minor forest produce	Section 4(m)(iii) Prevent land alienation and restore alienated lands	Section 4(m)(iv) Manage and regulate village markets	Section 4(m)(v) Control over money lending	Section 4(m)(vi) Control over instituti ons and function aries in all social sectors	Section 4(m)(vii) Control local plans and resources for such plans including tribal sub plans
Andhra Pradesh	Mandal Parishad / Gram Panchayat	Mandal Parishad / Gram Panchayat	Gram Sabha / Gram Panchayat	Mandal Parishad / Gram Panchayat	Gram Sabha / Gram Panchayat	Mandal Parishad / Gram Panchayat	Mandal Parishad / Gram Panchayat
Chhattisgarh	Gram Sabha	No Provision	NA	NA	NA	NA	NA
Gujarat	Gram Sabha	Gram Panchayat	District Panchayat	Gram Panchayat	Gram Panchayat	Gram Panchayat	Taluka Panchayat

States	Section 4(m)(i) Control over sale and consumption of intoxicants	Section 4(m)(ii) Ownership of minor forest produce	Section 4(m)(iii) Prevent land alienation and restore alienated lands	Section 4(m)(iv) Manage and regulate village markets	Section 4(m)(v) Control over money lending	Section 4(m)(vi) Control over institutions and functionaries in all social sectors	Section 4(m)(vii) Control local plans and resources for such plans including tribal sub plans
Himachal Pradesh	Gram Sabha / Gram Panchayat	Gram Sabha / Gram Panchayat	No Provision	Gram Sabha / Gram Panchayat	Gram Sabha / Gram Panchayat	Panchayat Samiti	Panchayat Samiti
Jharkhand	NA	All the three tiers of the panchayat	Tenancy Laws	NA	No provision	NA	NA
Madhya Pradesh	Gram Sabha	NA	NA	Gram Sabha	Gram Sabha / Gram Panchayat	Gram Sabha	NA
Maharashtra	Gram Sabha	Gram Sabha / Gram Panchayat	Gram Sabha	Gram Sabha	Gram Sabha	Gram Sabha	NA
Odisha	Gram Sabha / Gram Panchayat	Gram Sabha	Gram Sabha / Gram Panchayat	Gram Sabha / Gram Panchayat	Gram Sabha / Gram Panchayat	Gram Sabha / Gram Panchayat	All the three tiers of the panchayat
Rajasthan	Gram Sabha	Gram Sabha / Gram Panchayat	Gram Sabha / Gram Panchayat	Gram Sabha / Gram Panchayat	Gram Sabha / Gram Panchayat	Gram Sabha / Gram Panchayat	Gram Sabha / Gram Panchayat
Telangana	Gram Sabha / Gram Panchayat	NA	NA	Gram Sabha / Gram Panchayat	Gram Sabha / Gram Panchayat	Intermediate Panchayat	NA

Source: Schedules submitted by States



**Table 3.64**

**Functions across different tiers of panchayat**

State	Exploitation and ownership of Minor Forest Produce	Extraction of minor minerals	Minor water bodies	Acquisition of land	Restoration of alienated land	Power to manage village market	Power to establish liquor outlets	Power to open liquor factories	Power to permit private money lending operations
Andhra Pradesh	GP	GP	GP BP DP	BP	GP	GP	GP	GP	NA
Chhattisgarh	-	-	-	-	-	-	-	-	-
Gujarat	GP	GP	GP	BP	DP	GP	-	-	GP
Jharkhand	-	-	-	-	-	-	-	-	-
Madhya Pradesh	-	-	GP	-	-	GP	GP	GP	GP BP DP
Maharashtra	GP	GP	GP	GP	-	GP	GP	GP	GP
Odisha	GP	DP	DP	GP	DP	GP	GP	GP	GP
Rajasthan	-	-	-	-	-	-	-	-	-
Telangana	GP	GP	GP BP DP	BP	GP	GP	GP	GP	GP

*Source: Schedules submitted by States*

## Annexe 1

### Methodology of selection of sample districts

1. 53 districts are sought to be covered across all the 29 States and 5 Union Territories, leaving out the Schedule VI areas of States of Nagaland, Mizoram and Meghalaya and National Capital Territory of Delhi, which doesn't have panchayats.
2. The total number of Districts covering all the above federal units is 598; out of these the 6 districts with autonomous district councils (schedule VI) in Assam, 2 districts in Jammu and Kashmir and 5 in Manipur hills are removed. Thus we have altogether 585 districts from which the sample has to be drawn. Among these 101 are districts which are partially or fully Schedule V districts (covered partially or fully under PESA) and 484 are non-PESA districts.
3. The total number of sample districts is distributed as 43 non-PESA and 10 PESA districts to cover at least 1 PESA district in each of the States having schedule V areas. The 43 non-PESA districts are distributed proportionately to the number of districts in States, ensuring that at least one non-PESA district is covered in all the States. While distributing the additional non-PESA districts, the overall regional / divisional distribution within the State is maintained as far as possible.
4. The distribution of districts across States is as follows:

Sl No	Name of the State	Districts under Schedule IX	Sample Districts		
			PESA	Non-PESA	Total
1	Andaman And Nicobar Islands	3	0	1	1
2	Andhra Pradesh	13	1	1	2
3	Arunachal Pradesh	16	0	1	1
4	Assam	21	0	1	1
5	Bihar	38	0	3	3
6	Chandigarh	1	0	1	1
7	Chhattisgarh	18	1	1	2
8	Dadra and Nagar Haveli	1	0	1	1
9	Daman and Diu	2	0	1	1
10	Goa	2	0	1	1
11	Gujarat	26	1	1	2
12	Haryana	21	0	1	1
13	Himachal Pradesh	12	1	1	2
14	Jammu and Kashmir	20	0	1	1
15	Jharkhand	24	1	1	2
16	Karnataka	30	0	2	2
17	Kerala	14	0	1	1
18	Lakshadweep	1	0	1	1
19	Madhya Pradesh	50	1	2	3
20	Maharashtra	33	1	2	3
21	Manipur	4	0	1	1
22	Odisha	30	1	1	2
23	Puducherry	2	0	1	1
24	Punjab	20	0	1	1

SI No	Name of the State	Districts under Schedule IX	Sample Districts		
			PESA	Non-PESA	Total
25	Rajasthan	33	1	2	3
26	Sikkim	4	0	1	1
27	Tamil Nadu	31	0	2	2
28	Telangana	10	1	1	2
29	Tripura	4	0	1	1
30	Uttar Pradesh	71	0	5	5
31	Uttarakhand	13	0	1	1
32	West Bengal	18	0	1	1
	TOTAL	586	10	43	53

5. The district wise final population figure from Census of India 2011 was used. The corresponding figures for SC, ST population and figures for Main workers, Marginal workers, Main Agricultural Workers, Marginal Agricultural Workers are chosen. The index of SC & ST population and index of Agricultural worker population have been calculated as

$$Index_{SC,ST} = \frac{\text{Total SC population} + \text{Total ST Population}}{\text{Total Aggregate Population outside Urban Local Bodies}}$$

$$Index_{Agricultural Workers} = \frac{\text{Main Agricultural Workers} + \text{Marginal Agricultural Workers}}{\text{Main Workers} + \text{marginal Workers}}$$

The indices above are normalised as follows.

$$\text{Normalised Index} = \left[ \frac{I_x - I_{min}}{I_{max} - I_{min}} \right]$$

The aggregate index would be worked out by averaging the normalised indices. The districts in each State are sorted in ascending order of the aggregate index and district census ID. If the total number of districts in the State (N) is odd, the  $\left[\frac{N+1}{2}\right]^{th}$  district would be the district in median class. If N is even, the  $\left[\frac{N}{2}\right]^{th}$  and  $\left\{\left[\frac{N}{2}\right] + 1\right\}^{th}$  districts would be the districts in the median class. The range of values of the aggregate index for the districts in the median class (one value when the number of districts in the State is odd and two values when the number of districts in the State is even) is chosen as the median value criterion for sampling. When multiple districts in a State are to be selected or when PESA and Non-PESA districts are to be selected the selection band is widened equidistantly from the median value.

6. The list of sample districts are provided below:

SI No	State	District Name & Census ID		Remarks
		PESA	Non- PESA	
1	Andaman and Nicobar Islands		South Andaman (640)	Median district
2	Andhra Pradesh	Vizianagaram (543)	Kurnool (552)	Median districts
3	Arunachal Pradesh		Tawang (245)	Within the median class, Tawang is selected (over

Sl No	State	District Name & Census ID		Remarks
		PESA	Non- PESA	
				Upper Siang) for logistic convenience.
4	Assam		Dhubri (301)	Median district
5	Bihar		Munger (226), Samastipur (221), Nawada (237)	Sheikhpura was in the median class but not considered as 2 <sup>nd</sup> District as it belongs to the same division as Munger; Instead Nawada of Gaya Division and Samastipur of Darbhanga Division (both nearest to median) were selected as 2 <sup>nd</sup> and 3 <sup>rd</sup> for regional diversity.
6	Chandigarh		Chandigarh (44)	Median District
7	Chhattisgarh	Bilaspur (406)	Raipur (410)	Within the median class, Bilaspur is selected (over Koriya) as a PESA district for logistic convenience.
8	Dadra and Nagar Haveli		Dadra & Nagar Haveli (496)	Median district
9	Daman and Diu		Daman (495)	Within the median class, Daman is selected (over Diu) for logistic convenience.
10	Goa		North Goa (585)	Within the median class, North Goa is selected (over South Goa) for logistic convenience.
11	Gujarat	Sabar Kantha (472)	Ahmadabad (474)	Within the median class, Ahmadabad is selected (over Anand) for logistic convenience.
12	Haryana		Palwal (89)	Median district
13	Himachal Pradesh	Chamba (23)	Sirmaur (32)	Within the median class, Sirmaur is selected (over Kullu) for logistic convenience.
14	Jammu and Kashmir		Anantnag (14)	Within the median class, Anantnag is selected (over Udhampur) for logistic convenience.
15	Jharkhand	Saraikela-Kharsawan (369)	Chatra (347)	Saraikela-Kharsawan outside the median class is selected for logistic reasons; Chatra is the non-PESA district nearest to median class.
16	Karnataka		Shimoga (568), Bijapur (557)	Median districts
17	Kerala		Alappuzha (598)	Within the median class, Alappuzha is selected (over Malappuram) for logistic convenience.
18	Lakshadweep		Lakshadweep (587)	Median district

Sl No	State	District Name & Census ID		Remarks
		PESA	Non- PESA	
19	Madhya Pradesh	Balaghat (457)	Panna (426), Dewas (437)	Panna and Balaghat are median districts and Dewas is the other Non-PESA district nearest to the median.
20	Maharashtra	Thane (517)	Latur (524), Nagpur (505)	Latur is median district and Nagpur and Thane are nearest to the median.
21	Manipur		Imphal East (278)	Within the median class, Imphal East is selected (over Thoubal) for logistic convenience.
22	Odisha	Baleshwar (377)	Subarnapur (392)	Within the median class, Subarnapur is preferred over Balangir for logistic convenience; Baleshwar is selected as PESA district for regional diversity instead of Sambalpur and Kendujhar.
23	Puducherry		Puducherry (635)	Within the median class, Puducherry is selected (over Karaikal) for logistic convenience.
24	Punjab		Barnala (54)	Within the median class, Barnala is selected (over Kapurthala) for logistic convenience.
25	Rajasthan	Chittaurgarh (126)	Rajsamand (123), Bharatpur (105)	Bharatpur is preferred over Hanumangarh as the 2 <sup>nd</sup> District (both out side the median class) for logistic convenience.
26	Sikkim		East District (244)	Within the median class, East District is selected (over West District) for logistic convenience.
27	Tamil Nadu		Erode (610), The Nilgiris (611)	The Nilgiris is preferred over Dharmapuri as the 2 <sup>nd</sup> District (both out side the median class) for logistic convenience.
28	Telangana	Adilabad (532)	Mahbubnagar (538)	Within the median class, Mahbubnagar is selected (over Karimnagar) for logistic convenience.
29	Tripura		West Tripura (289)	Within the median class, West Tripura is selected (over South Tripura) for logistic convenience.

Sl No	State	District Name & Census ID		Remarks
		PESA	Non- PESA	
30	Uttar Pradesh		Azamgarh (191), Shrawasti (181), Mau (192), Pilibhit (151), Mahamaya Nagar (144)	Pilibhit and Mahamaya Nagar of Western UP are preferred as the 4 <sup>th</sup> & 5 <sup>th</sup> districts over Pratapgarh, Ballia and Ghazipur of Eastern UP and Faizabad of central UP (all out side but nearer to the median class) for regional diversity as first 3 districts are of Eastern and Central UP.
31	Uttarakhand		Almora (64)	Median district.
32	West Bengal		Hugli (338)	Within the median class, Hugli is selected (over Jalpaiguri) for logistic convenience.

*Note: Among the 10 districts listed as PESA districts in the above table Saraikela-Kharsawan (369) in the State of Jharkhand only is covered fully under PESA; all other 9 districts are partially PESA districts.*

7. The original data sheets are enclosed as Appendix for completeness. 53 Districts have been selected. The number of District Panchayats (DPs) however would be 51 since Jammu and Kashmir and Puducherry don't have DPs. Since Dadra Nagar Haveli, Daman and Diu, Goa Jammu and Kashmir, Lakshadweep, Manipur and Sikkim don't have intermediate panchayats number of Block Panchayats (BPs) would also be 46. The number of GPS would be 63. Among the 10 Districts included as Districts covering Schedule V areas, 9 are partially PESA districts. The BPs and GPs selected in these districts would be selected from PESA areas.
8. State wise details of changes made in the selection of districts during the current year and previous year are provided below.

State Name	PESA	2014 Selection	2015 Selection	Reason
Andaman & Nicobar Islands	NO		South Andaman (640)	New Federal Unit added.
Andhra Pradesh	Partially PESA	Srikakulam (542)		PESA District in the median class selected.
	Partially PESA		Vizianagaram (543)	
	NO	Kurnool (552)	Kurnool (552)	
Arunachal Pradesh	NO	Tawang (245)	Tawang (245)	No change in district.
Assam	NO	Jorhat (312)		Avoided districts far outside median value
	NO		Dhubri (301)	

State Name	PESA	2014 Selection	2015 Selection	Reason
Bihar	NO	Madhubani (207)		Districts with values closer to median value selected keeping in view regional distribution.
	NO		Samastipur (221)	
	NO		Munger (226)	
	NO	Sheikhpura (228)		
	NO		Nawada (237)	
Chandigarh	No	Chandigarh (44)	Chandigarh (44)	Median District
Chhattisgarh	NO	Raipur (410)	Raipur (410)	PESA District closer to HQ in the median class selected.
	Fully PESA	Koriya (400)		
	Partially PESA		Bilaspur (406)	
Dadra and Nagar Haveli	NO		Dadra & Nagar Haveli (496)	New Federal Unit added.
Daman and Diu	NO		Daman (495)	New Federal Unit added.
Goa	NO		North Goa (585)	New Federal Unit added.
Gujarat	NO		Ahmadabad (474)	Non-PESA District closer to HQ in the median class selected.
	NO	Anand (482)		
	Partially PESA	Sabar Kantha (472)	Sabar Kantha (472)	
Haryana	NO		Palwal (89)	Avoided districts outside median value
	NO	Jind (77)		
Himachal Pradesh	NO	Sirmaur (32)	Sirmaur (32)	Aggregate Index closer to the median value
	Partially PESA		Chamba (23)	
	Fully PESA	Kinnaur (34)		
Jammu and Kashmir	NO		Anantnag (14)	Aggregate Index within median value; Location closer to HQ.
	NO	Udhampur (19)		
Jharkhand	Fully PESA	Saraikela-Kharsawan (369)	Saraikela-Kharsawan (369)	No change in district.
	NO	Chatra (347)	Chatra (347)	
Karnataka	NO	Shimoga (568)	Shimoga (568)	No change in district.
	NO	Bijapur (557)	Bijapur (557)	
Kerala	NO		Alappuzha (598)	Avoided districts outside median value.
	NO	Thiruvananthapuram (601)		

State Name	PESA	2014 Selection	2015 Selection	Reason
Lakshadweep	NO		Lakshadweep (587)	New Federal Unit added.
Madhya Pradesh	NO	Panna (426)	Panna (426)	No change in district; one more district selected.
	Partially PESA	Balaghat (457)	Balaghat (457)	
	NO		Dewas (437)	
Maharashtra	Partially PESA	Thane (517)	Thane (517)	No change in district; one more district selected.
	NO	Latur (524)	Latur (524)	
	NO		Nagpur (505)	
Manipur	NO		Imphal East (278)	Aggregate Index within median value; Location closer to HQ
	NO	Thoubal (276)		
Odisha	Partially PESA		Baleshwar (377)	Non-PESA District closer to HQ in the median class selected; PESA district selected keeping in view regional distribution.
	NO		Subarnapur (392)	
	NO	Balangir (393)		
	Partially PESA	Kendujhar (375)		
Puducherry	NO		Puducherry (635)	New Federal Unit added.
Punjab	NO	Barnala (54)	Barnala (54)	No change in district.
Rajasthan	Partially PESA		Chittaurgarh (126)	Avoided districts far outside median value
	NO	Bharatpur (105)	Bharatpur (105)	
	NO		Rajsamand (123)	
	Partially PESA	Udaipur (130)		
Sikkim	NO		East District (244)	Aggregate Index within median value; Location closer to HQ
	NO	West District (242)		
Tamil Nadu	NO	Thoothukkudi (627)		Avoided districts far outside median value.
	NO		Erode (610)	
	NO		The Nilgiris (611)	
	NO	Tiruchirappalli (614)		
Telangana	NO	Medak (535)		Avoided districts far outside median value.
	NO		Mahbubnagar (538)	
	Partially PESA	Adilabad (532)	Adilabad (532)	



State Name	PESA	2014 Selection	2015 Selection	Reason
Tripura	NO	West Tripura (289)	West Tripura (289)	No change in district.
Uttar Pradesh	NO	Saharanpur (132)		Districts with values closer to median value selected keeping in view regional distribution.
	NO		Pilibhit (151)	
	NO	Faizabad (177)		
	NO		Shrawasti (181)	
	NO		Azamgarh (191)	
	NO		Mau (192)	
	NO	Ghazipur (195)		
	NO		Mahamaya Nagar (144)	
	NO	Banda (170)		
Uttarakhand	NO	Uttarkashi (56)		District falling within median class; more accessible.
	NO		Almora (64)	
West Bengal	NO	Hugli (338)	Hugli (338)	No change in district.

### Appendix 1: The Original Data set

State Name	Int District ID	Vch District Name	Int Tot_P	Int SC_P	Int ST_P	Int Main_Worke r_P	Int Main_AL_P	Int Marg_Worke r_P	Int Marg_AL_P	Int SCST_Inde x	Int SCST_Index_Norma lized	intA L_Inde x	intA L_Inde x_Norma lized	Int Aggr egat ed_Inde x	PESA	me dia n clas s	me dia n valu e	Sele ctio n	Division
Jammu & Kashmir	10	Srinagar	34045	39	3121	8150	365	3821	461	0.09	0.09	0.07	0.10	0.09	NO				
Jammu & Kashmir	13	Shupiyani	249855	5	21798	49037	3658	31887	6999	0.09	0.08	0.13	0.19	0.13	NO				
Jammu & Kashmir	2	Badgam	704100	272	23832	120803	11152	79040	24509	0.03	0.03	0.18	0.25	0.14	NO				
Jammu & Kashmir	12	Pulwama	479978	52	22189	77399	6532	80173	25720	0.05	0.04	0.20	0.29	0.16	NO				
Jammu & Kashmir	15	Kulgam	344264	18	25802	61058	7954	66136	16834	0.08	0.07	0.19	0.28	0.17	NO				
Jammu & Kashmir	17	Ramban	271902	13402	39583	47985	3363	34872	5321	0.19	0.19	0.10	0.15	0.17	NO				
Jammu & Kashmir	16	Doda	377247	52339	38601	69690	3905	71875	8184	0.24	0.24	0.09	0.12	0.18	NO				
Jammu & Kashmir	8	Baramula	849114	582	36324	139527	18171	106214	41187	0.04	0.04	0.24	0.34	0.19	NO				
Jammu & Kashmir	1	Kupwara	834983	964	69533	111191	9683	103072	46276	0.08	0.08	0.26	0.37	0.22	NO		Yes		
Jammu & Kashmir	14	Anantnag	836570	1383	113933	125683	18030	184769	51214	0.14	0.13	0.22	0.32	0.22	NO	Yes	Yes	Yes	
Jammu & Kashmir	19	Udhampur	509001	131915	55843	137627	3831	89149	7499	0.37	0.37	0.05	0.07	0.22	NO	Yes	Yes		
Jammu & Kashmir	20	Reasi	297188	34918	88231	82800	1280	55853	2702	0.41	0.42	0.03	0.04	0.23	NO				
Jammu & Kashmir	22	Samba	277089	80150	17154	60361	2265	17511	3646	0.35	0.35	0.08	0.11	0.23	NO				
Jammu & Kashmir	7	Kathua	534597	122811	52508	120295	9381	54761	11216	0.33	0.33	0.12	0.17	0.25	NO				
Jammu & Kashmir	11	Ganderbal	269213	85	60758	46404	5360	43866	12866	0.23	0.22	0.20	0.29	0.25	NO				

State Name	Int District ID	Vch District Name	Int Tot_P	Int SC_P	Int ST_P	Int Main_Worke r_P	Int Main_AL_P	Int Marg_Worke r_P	Int Marg_AL_P	Int SCST_Inde x	Int SCST_Index_Norma lized	intA L_Inde x	intA L_Inde x_Norma lized	Int Aggr egat ed_Inde x	PESA	me dia n clas s	me dia n valu e	Sele ctio n	Division
Jammu & Kashmir	18	Kishtwar	215831	14020	38069	40259	3566	37837	12682	0.24	0.24	0.21	0.29	0.27	NO				
Jammu & Kashmir	9	Bandipore	326871	105	74515	59794	8584	64703	20891	0.23	0.23	0.24	0.33	0.28	NO				
Jammu & Kashmir	21	Jammu	928936	297275	61774	221243	15201	72753	19333	0.39	0.39	0.12	0.17	0.28	NO				
Jammu & Kashmir	6	Rajouri	590101	46141	229692	105519	5941	157868	17701	0.47	0.47	0.09	0.13	0.30	NO				
Jammu & Kashmir	5	Punch	443238	278	172780	62526	5757	86446	25270	0.39	0.39	0.21	0.29	0.34	NO				
Himachal Pradesh	28	Hamirpur	423338	103541	2801	117528	3429	113455	5165	0.25	0.25	0.04	0.05	0.15	NO				
Himachal Pradesh	30	Bilaspur	356827	93678	10334	95053	1136	100638	2939	0.29	0.29	0.02	0.03	0.16	NO				
Himachal Pradesh	27	Mandi	937140	280580	12359	263451	4713	286263	10914	0.31	0.31	0.03	0.04	0.18	NO				
Himachal Pradesh	24	Kangra	1436513	307168	80794	291565	10843	357929	43312	0.27	0.27	0.08	0.12	0.19	NO				
Himachal Pradesh	29	Una	476260	108046	8452	120533	6559	78972	12123	0.24	0.24	0.09	0.13	0.19	NO				
Himachal Pradesh	26	Kullu	405382	117335	14153	181928	7067	74539	5161	0.32	0.32	0.05	0.07	0.20	NO	Yes	Yes		
Himachal Pradesh	32	Sirmaur	472690	149719	10915	175818	5751	84445	4709	0.34	0.34	0.04	0.06	0.20	NO	Yes	Yes	Yes	
Himachal Pradesh	33	Shimla	617314	180513	5518	238921	16920	109262	8086	0.30	0.30	0.07	0.10	0.20	NO		Yes		
Himachal Pradesh	31	Solan	482445	149663	24085	177917	5612	77176	4355	0.36	0.36	0.04	0.06	0.21	NO				
Himachal Pradesh	23	Chamba	482972	105635	132907	107944	2629	172911	6433	0.49	0.50	0.03	0.05	0.27	Partially PESA			Yes	

State Name	Int District ID	Vch District Name	Int Tot_P	Int SC_P	Int ST_P	Int Main_Worker_P	Int Main_AL_P	Int Marg_Worker_P	Int Marg_AL_P	Int SCST_Index	Int SCST_Index_Normalized	intAL_Index	intAL_Index_Normalized	Int Aggregated_Index	PESA	media n clas s	media n valu e	Sele ctio n	Division
Himachal Pradesh	34	Kinnaur	84121	14750	48746	46782	1759	9491	778	0.75	0.76	0.05	0.06	0.41	Fully PESA				
Himachal Pradesh	25	Lahul & Spiti	31564	2235	25707	15190	263	4105	309	0.89	0.90	0.03	0.04	0.47	Fully PESA				
Punjab	52	Sahibzada Ajit Singh Nagar	551403	149874	0	170751	14899	26342	3935	0.27	0.27	0.10	0.14	0.20	NO				
Punjab	51	Rupnagar	533193	144605	0	150249	14438	33521	6318	0.27	0.27	0.11	0.16	0.21	NO				
Punjab	35	Gurdaspur	1798596	469753	0	482507	67590	108684	28653	0.26	0.26	0.16	0.23	0.24	NO				
Punjab	40	Fatehgarh Sahib	423817	156449	0	134433	16411	16796	3503	0.37	0.37	0.13	0.19	0.28	NO				
Punjab	41	Ludhiana	1533401	592407	0	488159	70418	80401	16240	0.39	0.39	0.15	0.22	0.30	NO				
Punjab	48	Patiala	1201578	362364	0	346324	62102	63397	22598	0.30	0.30	0.21	0.29	0.30	NO				
Punjab	53	Sangrur	1160157	367316	0	347529	65609	55797	18277	0.32	0.32	0.21	0.29	0.30	NO				
Punjab	38	Hoshiarpur	1290258	473712	0	321275	47287	75915	23927	0.37	0.37	0.18	0.25	0.31	NO				
Punjab	39	Shahid Bhagat Singh Nagar	508073	223194	0	141854	15381	27896	5738	0.44	0.44	0.12	0.18	0.31	NO				
Punjab	54	Barnala	404842	133435	0	124989	26985	17655	7360	0.33	0.33	0.24	0.34	0.33	NO	Yes	Yes	Yes	
Punjab	36	Kapurthala	572690	226141	0	168390	30316	26684	8720	0.39	0.40	0.20	0.28	0.34	NO	Yes	Yes		
Punjab	50	Tarn Taran	998358	345551	0	279322	58717	61377	19660	0.35	0.35	0.23	0.33	0.34	NO		Yes		
Punjab	37	Jalandhar	1093378	540838	0	322547	46938	48192	12738	0.49	0.50	0.16	0.23	0.36	NO				
Punjab	49	Amritsar	1247819	498533	0	381467	82217	77825	28480	0.40	0.40	0.24	0.34	0.37	NO				
Punjab	42	Moga	794286	315295	0	237634	61397	45735	17908	0.40	0.40	0.28	0.40	0.40	NO				
Punjab	46	Bathinda	924504	324198	0	307891	85147	78855	35364	0.35	0.35	0.31	0.44	0.40	NO				

State Name	Int District ID	Vch District Name	Int Tot_P	Int SC_P	Int ST_P	Int Main_Worker_P	Int Main_AL_P	Int Marg_Worker_P	Int Marg_AL_P	Int SCST_Index	Int SCST_Index_Normalized	intAL_Index	intAL_Index_Normalized	Int Aggregated_Index	PESA	media n clas s	media n valu e	Sele ctio n	Division
Punjab	47	Mansa	606147	217553	0	197049	56472	73223	29831	0.36	0.36	0.32	0.45	0.41	NO				
Punjab	45	Faridkot	403090	172373	0	122048	38576	23543	12400	0.43	0.43	0.35	0.50	0.46	NO				
Punjab	43	Firozpur	1492338	713060	0	448800	148207	123606	72944	0.48	0.48	0.39	0.55	0.51	NO				
Punjab	44	Muktsar	649705	295179	0	208061	80798	40376	24748	0.45	0.46	0.42	0.60	0.53	NO				
Uttarakhand	59	Tehri Garhwal	566808	94995	660	149356	3513	112891	4477	0.17	0.16	0.03	0.04	0.10	NO				
Uttarakhand	58	Rudraprayag	232360	46279	309	75165	1409	33374	1640	0.20	0.20	0.03	0.04	0.12	NO				
Uttarakhand	57	Chamoli	332209	68000	9046	94517	874	63392	2690	0.23	0.23	0.02	0.03	0.13	NO				
Uttarakhand	61	Garhwal	604052	111829	1967	140618	4064	107002	9485	0.19	0.18	0.05	0.08	0.13	NO				
Uttarakhand	65	Champawat	229295	43166	1166	54916	1940	35960	2002	0.19	0.19	0.04	0.06	0.13	NO				
Uttarakhand	56	Uttarkashi	305781	76875	3374	121215	2324	27852	1948	0.26	0.26	0.03	0.04	0.15	NO		Yes		
Uttarakhand	64	Almora	565358	141623	860	182381	3984	95927	6237	0.25	0.25	0.04	0.05	0.15	NO	Yes	Yes	Yes	
Uttarakhand	62	Pithoragarh	413834	109541	15915	128711	2125	67748	3128	0.30	0.30	0.03	0.04	0.17	NO				
Uttarakhand	63	Bageshwar	250819	69842	1874	75922	2699	44945	6236	0.29	0.28	0.07	0.10	0.19	NO				
Uttarakhand	66	Nainital	671679	151599	6242	216101	19265	69713	14837	0.23	0.23	0.12	0.17	0.20	NO				
Uttarakhand	60	Dehradun	901572	131817	104498	243832	17994	65983	16782	0.26	0.26	0.11	0.16	0.21	NO				
Uttarakhand	68	Hardwar	1377466	349128	5313	346156	73578	65531	26469	0.26	0.26	0.24	0.34	0.30	NO				

State Name	Int District ID	Vch District Name	Int Tot_P	Int SC_P	Int ST_P	Int Main_Worke r_P	Int Main_AL_P	Int Marg_Worke r_P	Int Marg_AL_P	Int SCST_Inde x	Int SCST_Index_Norma lized	intA L_Inde x	intA L_Inde x_Norma lized	Int Aggr egat ed_Inde x	PESA	me dia n clas s	me dia n valu e	Sele ctio n	Division
Uttarakhand	67	Udham Singh Nagar	1145679	183466	120509	315087	97118	117718	54343	0.27	0.26	0.35	0.50	0.38	NO				
Haryana	84	Mahendragarh	797771	137158	0	181031	10154	119517	26749	0.17	0.17	0.12	0.17	0.17	NO				
Haryana	85	Rewari	710191	148736	0	195572	9698	83192	17460	0.21	0.21	0.10	0.14	0.17	NO				
Haryana	86	Gurgaon	546074	99510	0	147549	11052	35051	9201	0.18	0.18	0.11	0.16	0.17	NO				
Haryana	87	Mewat	1000920	61501	0	185073	24552	82376	29084	0.06	0.06	0.20	0.28	0.17	NO				
Haryana	69	Panchku	281771	60214	0	86821	7283	20717	3951	0.21	0.21	0.10	0.15	0.18	NO				
Haryana	83	Jhajjar	723280	131832	0	184554	17451	72174	24231	0.18	0.18	0.16	0.23	0.20	NO				
Haryana	88	Faridabad	395683	74324	0	90467	11232	23503	6766	0.19	0.18	0.16	0.22	0.20	NO				
Haryana	82	Rohtak	622546	137423	0	168975	17895	46235	14648	0.22	0.22	0.15	0.21	0.22	NO				
Haryana	81	Bhiwani	1328682	279114	0	367580	47638	162905	48236	0.21	0.21	0.18	0.26	0.23	NO				
Haryana	75	Panipat	872470	168846	0	236093	34663	62536	25884	0.19	0.19	0.20	0.29	0.24	NO				
Haryana	89	Palwal	837845	161513	0	169371	23998	81283	32198	0.19	0.19	0.22	0.32	0.25	NO	Yes	Yes	Yes	
Haryana	76	Sonipat	1045490	202649	0	285722	49276	107429	45026	0.19	0.19	0.24	0.34	0.26	NO				
Haryana	77	Jind	1034172	229651	0	307563	52654	124551	43308	0.22	0.22	0.22	0.31	0.27	NO				
Haryana	80	Hisar	1295152	325135	0	403142	79755	138174	54689	0.25	0.25	0.25	0.35	0.30	NO				
Haryana	73	Kaithal	852905	205989	0	231467	45239	73636	35105	0.24	0.24	0.26	0.37	0.31	NO				
Haryana	70	Ambala	751902	236282	0	197364	37995	38491	15050	0.31	0.31	0.22	0.32	0.32	NO				
Haryana	71	Yamunanagar	872634	265836	0	234245	52680	41350	18908	0.30	0.30	0.26	0.37	0.34	NO				
Haryana	72	Kurukshetra	699156	175702	0	207464	58635	44198	23749	0.25	0.25	0.33	0.46	0.36	NO				

State Name	Int District ID	Vch District Name	Int Tot_P	Int SC_P	Int ST_P	Int Main_Worker_P	Int Main_AL_P	Int Marg_Worker_P	Int Marg_AL_P	Int SCST_Index	Int SCST_Index_Normlized	intAL_Index	intAL_Index_Normlized	Int Aggregated_Index	PESA	media n clas s	media n valu e	Sele ctio n	Division
Haryana	74	Karnal	1074749	264607	0	285405	76753	85745	47936	0.25	0.24	0.34	0.48	0.36	NO				
Haryana	78	Fatehabad	770211	240672	0	238414	58671	76657	36126	0.31	0.31	0.30	0.43	0.37	NO				
Haryana	79	Sirsa	975941	312059	0	306128	94458	90615	46270	0.32	0.32	0.35	0.50	0.41	NO				
Rajastha n	103	Jhunjhunun	1716906	297518	38879	485508	32668	289425	33304	0.20	0.19	0.09	0.12	0.16	NO				
Rajastha n	111	Sikar	2115794	353051	69344	559875	39102	287259	43955	0.20	0.20	0.10	0.14	0.17	NO				
Rajastha n	115	Barmer	2433030	411074	172249	694630	49918	456786	82088	0.24	0.24	0.11	0.16	0.20	NO				
Rajastha n	102	Churu	1463613	376612	7646	482076	35119	250958	43001	0.26	0.26	0.11	0.15	0.21	NO				
Rajastha n	110	Jaipur	3261106	559456	403958	1056553	58014	324889	58282	0.30	0.29	0.08	0.12	0.21	NO				
Rajastha n	101	Bikaner	1585068	403057	3940	532522	51115	207434	47442	0.26	0.25	0.13	0.19	0.22	NO				
Rajastha n	114	Jaisalmer	580894	89388	37273	148023	14021	110006	28580	0.22	0.21	0.17	0.23	0.22	NO				
Rajastha n	104	Alwar	3117038	562793	274073	1010347	93038	511606	119141	0.27	0.27	0.14	0.20	0.23	NO				
Rajastha n	119	Ajmer	1573525	260132	48755	523373	74432	198650	66431	0.20	0.19	0.20	0.28	0.23	NO				
Rajastha n	106	Dhaulpur	984140	206048	56927	261698	26629	194703	42490	0.27	0.27	0.15	0.21	0.24	NO				
Rajastha n	112	Nagaur	2807236	638182	9464	860282	116299	420055	135329	0.23	0.23	0.20	0.28	0.25	NO				
Rajastha n	113	Jodhpur	2527243	458284	93685	719838	96982	392015	136779	0.22	0.22	0.21	0.30	0.26	NO				
Rajastha n	122	Bhilwara	1921687	337687	215414	731057	73988	245233	82919	0.29	0.29	0.16	0.23	0.26	NO				

State Name	Int District ID	Vch District Name	Int Tot_P	Int SC_P	Int ST_P	Int Main_Worker_P	Int Main_AL_P	Int Marg_Worker_P	Int Marg_AL_P	Int SCST_Index	Int SCST_Index_Normlized	intAL_Index	intAL_Index_Normlized	Int Aggregated_Index	PESA	media n clas s	media n valu e	Sele ctio n	Division
Rajastha n	116	Jalor	1693842	329381	170608	622454	86791	230060	69518	0.30	0.29	0.18	0.26	0.28	NO				
Rajastha n	126	Chittaurgarh	1270997	213265	192809	570555	70318	134228	48374	0.32	0.32	0.17	0.24	0.28	Partially PESA			Yes	Udaipur
Rajastha n	105	Bharatpur	2059725	439141	48591	572328	84421	350614	142967	0.24	0.23	0.25	0.35	0.29	NO		Yes	Yes	Bharatpu r
Rajastha n	123	Rajsamand	1011844	129388	152187	318970	41785	181626	63090	0.28	0.28	0.21	0.30	0.29	NO	Yes	Yes	Yes	Udaipur
Rajastha n	100	Hanumangarh	1424228	435504	5717	538874	110039	180478	47951	0.31	0.31	0.22	0.31	0.31	NO				Bikaner
Rajastha n	120	Tonk	1130797	238940	174269	410454	51924	139569	56351	0.37	0.37	0.20	0.28	0.32	NO				Ajmer
Rajastha n	109	Dausa	1469422	322682	422707	464085	31772	172590	43254	0.51	0.51	0.12	0.17	0.34	NO				
Rajastha n	108	Sawai Madhopur	1095355	232980	273032	358858	38016	147722	48810	0.46	0.46	0.17	0.24	0.35	NO				
Rajastha n	118	Pali	1602043	326692	132156	479032	109898	221115	117938	0.29	0.28	0.33	0.46	0.37	NO				
Rajastha n	121	Bundi	905744	173138	218932	303098	43816	153852	63214	0.43	0.43	0.23	0.33	0.38	NO				
Rajastha n	107	Karauli	1246859	314287	315302	382737	43577	179603	66756	0.50	0.51	0.20	0.28	0.39	NO				
Rajastha n	129	Jhalawar	1225374	212674	172981	423264	93732	203658	112425	0.31	0.31	0.33	0.47	0.39	NO				
Rajastha n	99	Ganganagar	1507766	617199	5116	536911	143992	218134	80634	0.41	0.41	0.30	0.42	0.42	NO				
Rajastha n	127	Kota	861886	210562	131316	255809	51263	133616	72627	0.40	0.40	0.32	0.45	0.42	NO				
Rajastha n	117	Sirohi	870126	169210	276650	265803	54463	101371	42441	0.51	0.52	0.26	0.37	0.44	Partially PESA				



State Name	Int District ID	Vch District Name	Int Tot_P	Int SC_P	Int ST_P	Int Main_Worke r_P	Int Main_AL_P	Int Marg_Worke r_P	Int Marg_AL_P	Int SCST_Inde x	Int SCST_Index_Norma lized	intA L_Inde x	intA L_Inde x_Norma lized	Int Aggr egat ed_Inde x	PESA	me dia n clas s	me dia n valu e	Sele ctio n	Division
Rajastha n	128	Baran	1015028	177503	267240	302938	72893	181216	106438	0.44	0.44	0.37	0.52	0.48	NO				
Rajastha n	130	Udaipur	2546966	131390	1496370	655422	83221	531602	216611	0.64	0.64	0.25	0.36	0.50	Partially PESA				
Rajastha n	131	Pratapgarh	807409	51997	546169	307984	38414	151056	56074	0.74	0.75	0.21	0.29	0.52	NO				
Rajastha n	125	Banswara	1686850	72280	1361608	509722	56324	369193	142598	0.85	0.86	0.23	0.32	0.59	Fully PESA				
Rajastha n	124	Dungarpur	1311407	45446	969848	195350	22522	420771	161058	0.77	0.78	0.30	0.42	0.60	Fully PESA				
Uttar Pradesh	141	Gautam Buddha Nagar	1475697	189969	2107	418723	25069	101226	19875	0.13	0.13	0.09	0.12	0.12	NO				
Uttar Pradesh	139	Baghpat	1028023	125954	13	266268	45201	71295	22800	0.12	0.12	0.20	0.28	0.20	NO				
Uttar Pradesh	140	Ghaziabad	1826735	338523	774	465947	62270	126175	32154	0.19	0.18	0.16	0.23	0.20	NO				
Uttar Pradesh	197	Varanasi	2393240	394188	21400	559029	91184	234491	80693	0.17	0.17	0.22	0.31	0.24	NO				
Uttar Pradesh	138	Meerut	1706668	354777	236	434403	89600	115118	35074	0.21	0.20	0.23	0.32	0.26	NO				
Uttar Pradesh	149	Budaun	3037301	553486	7	728837	134288	198715	90882	0.18	0.18	0.24	0.34	0.26	NO				
Uttar Pradesh	159	Farrukhabad	1480547	258535	155	373300	89110	95743	35691	0.17	0.17	0.27	0.38	0.27	NO				
Uttar Pradesh	201	Etah	1518752	246320	34	357563	75045	116380	49872	0.16	0.16	0.26	0.37	0.27	NO				
Uttar Pradesh	202	Kanshiram Nagar	1158347	223078	120	289509	56611	102614	39188	0.19	0.19	0.24	0.35	0.27	NO				
Uttar Pradesh	133	Muzaffarnagar	3101514	477656	273	812348	224232	172815	67753	0.15	0.15	0.30	0.42	0.28	NO				

State Name	Int District ID	Vch District Name	Int Tot_P	Int SC_P	Int ST_P	Int Main_Worke r_P	Int Main_AL_P	Int Marg_Worke r_P	Int Marg_AL_P	Int SCST_Inde x	Int SCST_Index_Norma lized	intA L_Inde x	intA L_Inde x_Norma lized	Int Aggr egat ed_Inde x	PESA	me dia n clas s	me dia n valu e	Sele ctio n	Division
Uttar Pradesh	137	Jyotiba Phule Nagar	1388532	276390	31	343160	73262	122978	47651	0.20	0.20	0.26	0.37	0.28	NO				
Uttar Pradesh	142	Bulandshahr	2689588	623086	124	681038	124302	255992	99593	0.23	0.23	0.24	0.34	0.28	NO				
Uttar Pradesh	147	Firozabad	1687203	342053	109	367813	79008	130050	56032	0.20	0.20	0.27	0.38	0.29	NO				
Uttar Pradesh	148	Mainpuri	1596244	322116	476	365782	74184	121593	54975	0.20	0.20	0.27	0.37	0.29	NO				
Uttar Pradesh	150	Bareilly	2991996	450874	404	679330	181134	250247	102089	0.15	0.15	0.30	0.43	0.29	NO				
Uttar Pradesh	160	Kannauj	1375775	277813	14	346591	72758	88757	43144	0.20	0.20	0.27	0.38	0.29	NO				
Uttar Pradesh	198	Sant Ravidas Nagar (Bhadohi)	1372787	330195	1779	239223	34758	171384	66340	0.24	0.24	0.25	0.35	0.29	NO				
Uttar Pradesh	145	Mathura	1887757	423865	351	435566	83538	207339	85223	0.22	0.22	0.26	0.37	0.30	NO				
Uttar Pradesh	146	Agra	2549413	567962	1173	580225	120736	207751	90083	0.22	0.22	0.27	0.38	0.30	NO				
Uttar Pradesh	135	Moradabad	3279775	589003	172	734431	198484	239312	107364	0.18	0.18	0.31	0.44	0.31	NO				
Uttar Pradesh	143	Aligarh	2587215	585745	289	606689	138266	246423	111289	0.23	0.22	0.29	0.41	0.32	NO				
Uttar Pradesh	167	Lalitpur	1055429	218169	70366	314816	57156	134306	69370	0.27	0.27	0.28	0.40	0.33	NO				
Uttar Pradesh	136	Rampur	1771117	278733	122	412291	134175	150082	75224	0.16	0.15	0.37	0.53	0.34	NO				
Uttar Pradesh	175	Allahabad	4646659	1133619	5948	970470	226116	704127	299332	0.25	0.24	0.31	0.44	0.34	NO				
Uttar Pradesh	194	Jaunpur	4174642	963200	4508	826800	198570	523675	231280	0.23	0.23	0.32	0.45	0.34	NO				

State Name	Int District ID	Vch District Name	Int Tot_P	Int SC_P	Int ST_P	Int Main_Worke r_P	Int Main_AL_P	Int Marg_Worke r_P	Int Marg_AL_P	Int SCST_Inde x	Int SCST_Index_Norma lized	intA L_Inde x	intA L_Inde x_Norma lized	Int Aggr egat ed_Inde x	PESA	me dia n clas s	me dia n valu e	Sele ctio n	Division
Uttar Pradesh	152	Shahjahanpur	2412446	479352	251	560332	158696	158778	93585	0.20	0.20	0.35	0.50	0.35	NO				
Uttar Pradesh	183	Gonda	3245083	521088	636	695921	195998	418940	229126	0.16	0.16	0.38	0.54	0.35	NO				
Uttar Pradesh	190	Deoria	2784143	440954	102946	393211	82573	400369	200645	0.20	0.19	0.36	0.50	0.35	NO				
Uttar Pradesh	132	Saharanpur	2445778	633969	159	616854	196877	114408	57849	0.26	0.26	0.35	0.49	0.37	NO				WUP
Uttar Pradesh	134	Bijnor	2831946	727993	2986	641728	193168	206910	93717	0.26	0.26	0.34	0.48	0.37	NO				WUP
Uttar Pradesh	185	Basti	2326367	493904	3240	415881	93406	330783	186068	0.21	0.21	0.37	0.53	0.37	NO				EUP
Uttar Pradesh	151	Pilibhit	1707867	308368	1526	386851	130241	134793	81375	0.18	0.18	0.41	0.57	0.38	NO		Yes	Yes	4 WUP
Uttar Pradesh	173	Pratapgarh	3048100	692857	529	518799	125373	499086	256066	0.23	0.22	0.37	0.53	0.38	NO		Yes		EUP
Uttar Pradesh	177	Faizabad	2153858	523296	721	421436	102288	309762	163270	0.24	0.24	0.36	0.51	0.38	NO		Yes		CUP
Uttar Pradesh	181	Shrawasti	1078712	187982	5517	225829	66947	167987	96725	0.18	0.18	0.42	0.59	0.38	NO		Yes	Yes	2 CUP
Uttar Pradesh	191	Azamgarh	4308746	1134830	8479	716098	151848	567459	295551	0.27	0.26	0.35	0.49	0.38	NO	Yes	Yes	Yes	1 EUP
Uttar Pradesh	192	Mau	1780746	430249	21610	287400	64145	273444	141075	0.25	0.25	0.37	0.52	0.38	NO		Yes	Yes	3 EUP
Uttar Pradesh	193	Ballia	2949251	468076	99583	510497	154254	421613	216279	0.19	0.19	0.40	0.56	0.38	NO		Yes		EUP
Uttar Pradesh	195	Ghazipur	3356341	701945	27251	707733	215963	423725	213742	0.22	0.21	0.38	0.54	0.38	NO		Yes		EUP
Uttar Pradesh	144	Mahamaya Nagar	1263312	329522	233	271047	72846	125599	72158	0.26	0.26	0.37	0.52	0.39	NO			Yes	5 WUP

State Name	Int District ID	Vch District Name	Int Tot_P	Int SC_P	Int ST_P	Int Main_Worke r_P	Int Main_AL_P	Int Marg_Worke r_P	Int Marg_AL_P	Int SCST_Inde x	Int SCST_Index_Norma lized	intA L_Inde x	intA L_Inde x_Norma lized	Int Aggr egat ed_Inde x	PESA	me dia n clas s	me dia n valu e	Sele ctio n	Division
Uttar Pradesh	180	Bahraich	3220132	495371	10961	683517	218003	390103	256209	0.16	0.15	0.44	0.62	0.39	NO				EUP
Uttar Pradesh	182	Balrampur	1993758	269212	24761	427212	139431	289527	183098	0.15	0.14	0.45	0.64	0.39	NO				EUP
Uttar Pradesh	153	Kheri	3605345	1023504	52697	859924	247857	279036	159429	0.30	0.30	0.36	0.51	0.40	NO				
Uttar Pradesh	155	Hardoi	3621217	1226349	300	856887	214274	319098	171239	0.34	0.34	0.33	0.46	0.40	NO				
Uttar Pradesh	156	Unnao	2636254	879540	2421	653118	148224	326652	167981	0.33	0.33	0.32	0.46	0.40	NO				
Uttar Pradesh	161	Etawah	1215511	328659	72	278695	78929	121699	70122	0.27	0.27	0.37	0.53	0.40	NO				
Uttar Pradesh	163	Kanpur Dehat	1648855	435612	779	411679	127593	171975	98153	0.26	0.26	0.39	0.55	0.40	NO				
Uttar Pradesh	176	Bara Banki	2974966	839522	515	764548	216605	337133	189423	0.28	0.28	0.37	0.52	0.40	NO				
Uttar Pradesh	188	Gorakhpur	3644669	853897	14580	566499	156855	543678	284619	0.24	0.24	0.40	0.56	0.40	NO				
Uttar Pradesh	170	Banda	1529700	344716	66	415667	148570	201924	114413	0.23	0.22	0.43	0.60	0.41	NO				
Uttar Pradesh	179	Sultanpur	3636681	836188	686	652785	188157	542925	311000	0.23	0.23	0.42	0.59	0.41	NO				
Uttar Pradesh	184	Siddharthnagar	2413858	393267	10617	420464	128718	415250	256352	0.17	0.16	0.46	0.65	0.41	NO				
Uttar Pradesh	157	Lucknow	1573654	606722	1008	340667	84779	188353	88251	0.39	0.39	0.33	0.46	0.42	NO				
Uttar Pradesh	162	Auraiya	1164400	355055	122	274739	84900	105096	58220	0.31	0.30	0.38	0.53	0.42	NO				
Uttar Pradesh	164	Kanpur Nagar	1623022	449718	631	427912	142223	153628	88413	0.28	0.28	0.40	0.56	0.42	NO				

State Name	Int District ID	Vch District Name	Int Tot_P	Int SC_P	Int ST_P	Int Main_Worke r_P	Int Main_AL_P	Int Marg_Worke r_P	Int Marg_AL_P	Int SCST_Inde x	Int SCST_Index_Norma lized	intA L_Inde x	intA L_Inde x_Norma lized	Int Aggr egat ed_Inde x	PESA	me dia n clas s	me dia n valu e	Sele ctio n	Division
Uttar Pradesh	171	Chitrakoot	904422	248832	361	261712	87763	107785	60229	0.28	0.27	0.40	0.57	0.42	NO				
Uttar Pradesh	178	Ambedkar Nagar	2129979	564389	690	382905	105016	323408	184968	0.27	0.26	0.41	0.58	0.42	NO				
Uttar Pradesh	196	Chandauli	1763974	416412	38036	307347	80206	295035	164544	0.26	0.26	0.41	0.57	0.42	NO				
Uttar Pradesh	154	Sitapur	3964089	1396698	1258	902548	252082	363132	205394	0.35	0.35	0.36	0.51	0.43	NO				
Uttar Pradesh	168	Hamirpur	905982	200836	45	241153	83388	138067	86900	0.22	0.22	0.45	0.64	0.43	NO				
Uttar Pradesh	169	Mahoba	690577	188781	250	195221	61238	98492	60107	0.27	0.27	0.41	0.58	0.43	NO				
Uttar Pradesh	172	Fatehpur	2310740	604239	304	594710	198028	370104	214046	0.26	0.26	0.43	0.60	0.43	NO				
Uttar Pradesh	189	Kushinagar	3402653	534010	76963	492006	172299	580973	347883	0.18	0.18	0.48	0.69	0.43	NO				
Uttar Pradesh	186	Sant Kabir Nagar	1608973	355275	1566	244893	71535	263171	166886	0.22	0.22	0.47	0.66	0.44	NO				
Uttar Pradesh	199	Mirzapur	2183989	621421	19582	463098	147683	316339	179604	0.29	0.29	0.42	0.59	0.44	NO				
Uttar Pradesh	166	Jhansi	1194418	382850	2017	353578	110341	185293	107344	0.32	0.32	0.40	0.57	0.45	NO				
Uttar Pradesh	165	Jalaun	1274512	376523	599	325404	117104	170097	109453	0.30	0.29	0.46	0.65	0.47	NO				
Uttar Pradesh	158	Rae Bareli	3097564	984420	1425	572736	169522	536331	329401	0.32	0.32	0.45	0.64	0.48	NO				
Uttar Pradesh	187	Mahrajganj	2556259	476173	15058	412487	151564	545651	374089	0.19	0.19	0.55	0.78	0.48	NO				
Uttar Pradesh	174	Kaushambi	1488695	535229	101	388320	180578	213914	130324	0.36	0.36	0.52	0.73	0.54	NO				

State Name	Int District ID	Vch District Name	Int Tot_P	Int SC_P	Int ST_P	Int Main_Worker_P	Int Main_AL_P	Int Marg_Worker_P	Int Marg_AL_P	Int SCST_Index	Int SCST_Index_Normlized	intAL_Index	intAL_Index_Normlized	Int Aggregated_Index	PESA	media n clas s	media n valu e	Sele ctio n	Division
Uttar Pradesh	200	Sonbhadra	1665365	400332	381307	349229	145908	324887	223141	0.47	0.47	0.55	0.77	0.62	NO				
Bihar	218	Siwan	3147551	375375	83773	424249	110058	459384	262043	0.15	0.14	0.42	0.60	0.37	NO				
Bihar	217	Gopalganj	2406363	305053	59526	332226	103696	355620	225781	0.15	0.15	0.48	0.68	0.41	NO				
Bihar	219	Saran	3610022	439673	35889	480787	163217	471452	312791	0.13	0.13	0.50	0.71	0.42	NO				
Bihar	222	Begusarai	2435094	372878	836	479849	207707	307578	192602	0.15	0.15	0.51	0.72	0.43	NO				
Bihar	231	Bhojpur	2338546	387691	11759	433605	175856	288743	174608	0.17	0.17	0.49	0.69	0.43	NO				
Bihar	232	Buxar	1549873	238055	23899	293163	111316	202930	136131	0.17	0.16	0.50	0.71	0.44	NO				
Bihar	234	Rohtas	2556803	513868	28902	458350	164224	359811	227899	0.21	0.21	0.48	0.68	0.44	NO				
Bihar	238	Jamui	1632402	288205	78285	416049	175025	272454	148466	0.22	0.22	0.47	0.66	0.44	NO				
Bihar	220	Vaishali	3261942	697630	2068	663313	277450	333501	213366	0.21	0.21	0.49	0.70	0.45	NO				
Bihar	216	Muzaffarpur	4369753	711961	4833	808408	360115	608757	396746	0.16	0.16	0.53	0.76	0.46	NO				
Bihar	224	Bhagalpur	2501959	276456	65709	410951	177084	415084	282664	0.14	0.13	0.56	0.79	0.46	NO				
Bihar	227	Lakhisarai	857901	138294	8125	171380	74587	112781	75240	0.17	0.17	0.53	0.75	0.46	NO				
Bihar	230	Patna	3385333	670539	2205	779908	360293	377521	235126	0.20	0.20	0.51	0.73	0.46	NO				
Bihar	206	Sitamarhi	3261492	389987	2843	714199	384498	353215	242720	0.12	0.12	0.59	0.83	0.47	NO				
Bihar	239	Jehanabad	990117	203509	1111	223517	104760	104895	66669	0.21	0.20	0.52	0.74	0.47	NO				

State Name	Int District ID	Vch District Name	Int Tot_P	Int SC_P	Int ST_P	Int Main_Worke r_P	Int Main_AL_P	Int Marg_Worke r_P	Int Marg_AL_P	Int SCST_Inde x	Int SCST_Index_Norma lized	intA L_Inde x	intA L_Inde x_Norma lized	Int Aggr egat ed_Inde x	PESA	me dia n clas s	me dia n valu e	Sele ctio n	Division
Bihar	207	Madhubani	4341014	572777	3865	1039757	558096	551837	371639	0.13	0.13	0.58	0.83	0.48	NO		Yes		Darbhanga (N)
Bihar	215	Darbhanga	3566029	574254	2211	650190	295150	470312	333872	0.16	0.16	0.56	0.79	0.48	NO		Yes		Darbhanga (N)
Bihar	221	Samastipur	4143614	784589	1503	878669	418546	432328	300421	0.19	0.19	0.55	0.78	0.48	NO		Yes	Yes	Darbhanga (N)
Bihar	226	Munger	1017643	150368	19564	163272	71143	170235	114622	0.17	0.16	0.56	0.79	0.48	NO	Yes	Yes	Yes	Munger (N)
Bihar	228	Sheikhpura	527340	113243	507	125966	61361	67336	40482	0.22	0.21	0.53	0.75	0.48	NO	Yes	Yes		Munger (N)
Bihar	214	Saharsa	1744121	304657	5593	331267	151803	276830	197919	0.18	0.17	0.58	0.81	0.49	NO				Kosi (N)
Bihar	237	Nawada	2024306	541698	1884	464418	204940	296641	182241	0.27	0.27	0.51	0.72	0.49	NO			Yes	Gaya (S)
Bihar	223	Khagaria	1579727	240583	579	287022	143812	250575	179102	0.15	0.15	0.60	0.85	0.50	NO				
Bihar	235	Aurangabad	2325945	585829	861	436800	198067	342137	220416	0.25	0.25	0.54	0.76	0.50	NO				
Bihar	204	Purba Champaran	4698028	612980	11875	1042494	594494	582069	430532	0.13	0.13	0.63	0.89	0.51	NO				
Bihar	210	Kishanganj	1529277	95770	60968	342315	212968	135595	98550	0.10	0.10	0.65	0.92	0.51	NO				
Bihar	225	Banka	1963450	240233	90210	358505	178964	392910	276804	0.17	0.16	0.61	0.86	0.51	NO				
Bihar	229	Nalanda	2426431	555784	1237	633050	325379	281417	186237	0.23	0.23	0.56	0.79	0.51	NO				
Bihar	233	Kaimur (Bhabua)	1576205	363956	56372	275164	115280	223531	151648	0.27	0.26	0.54	0.76	0.51	NO				
Bihar	205	Sheohar	628130	92917	296	131421	79061	76927	53330	0.15	0.14	0.64	0.90	0.52	NO				
Bihar	236	Gaya	3822375	1266410	2436	878495	402434	608448	365072	0.33	0.33	0.52	0.73	0.53	NO				

State Name	Int District ID	Vch District Name	Int Tot_P	Int SC_P	Int ST_P	Int Main_Worke r_P	Int Main_AL_P	Int Marg_Worke r_P	Int Marg_AL_P	Int SCST_Inde x	Int SCST_Index_Norma lized	intA L_Inde x	intA L_Inde x_Norma lized	Int Aggr egat ed_Inde x	PESA	me dia n clas s	me dia n valu e	Sele ctio n	Division
Bihar	208	Supaul	2123518	343484	10027	450346	247847	397181	299416	0.17	0.16	0.65	0.91	0.54	NO				
Bihar	213	Madhepura	1918599	336823	12278	423277	235672	329402	244017	0.18	0.18	0.64	0.90	0.54	NO				
Bihar	240	Arwal	648994	131715	512	150712	84422	71314	54302	0.20	0.20	0.62	0.88	0.54	NO				
Bihar	209	Araria	2642792	366088	38337	653981	407205	364229	274071	0.15	0.15	0.67	0.95	0.55	NO				
Bihar	211	Purnia	2921614	358546	121532	698007	460417	345203	262304	0.16	0.16	0.69	0.98	0.57	NO				
Bihar	212	Katihar	2818139	236863	174798	609617	393361	332718	267430	0.15	0.14	0.70	0.99	0.57	NO				
Bihar	203	Pashchim Champaran	3565186	526334	245901	717934	449083	655163	521648	0.22	0.21	0.71	1.00	0.61	NO				
Sikkim	243	South District	125651	5042	36909	43543	1415	23264	2707	0.33	0.33	0.06	0.09	0.21	NO				
Sikkim	244	East District	166979	9423	48019	67254	4931	22139	5856	0.34	0.34	0.12	0.17	0.26	NO	Yes	Yes	Yes	
Sikkim	242	West District	131187	5663	56394	49402	3960	19016	4059	0.47	0.47	0.12	0.17	0.32	NO	Yes	Yes		
Sikkim	241	North District	39065	804	26695	15598	957	6014	1239	0.70	0.71	0.10	0.14	0.43	NO				
Arunacha l Pradesh	253	Changlang	128998	0	48221	43916	2361	11724	1694	0.37	0.37	0.07	0.10	0.24	NO				
Arunacha l Pradesh	259	Lohit	113296	0	40355	40899	4884	9004	2615	0.36	0.36	0.15	0.21	0.28	NO				
Arunacha l Pradesh	246	West Kameng	71827	0	40147	30294	775	7270	847	0.56	0.56	0.04	0.06	0.31	NO				
Arunacha l Pradesh	258	Lower Dibang Valley	42691	0	22579	16123	2515	2379	785	0.53	0.53	0.18	0.25	0.39	NO				
Arunacha l Pradesh	260	Anjaw	20185	0	16009	8798	83	1233	98	0.79	0.80	0.02	0.03	0.41	NO				
Arunacha l Pradesh	248	Papum Pare	79610	0	61451	22852	727	6982	669	0.77	0.78	0.05	0.07	0.42	NO				



State Name	Int District ID	Vch District Name	Int Tot_P	Int SC_P	Int ST_P	Int Main_Worke r_P	Int Main_AL_P	Int Marg_Worke r_P	Int Marg_AL_P	Int SCST_Inde x	Int SCST_Index_Norma lized	intA L_Inde x	intA L_Inde x_Norma lized	Int Aggr egat ed_Inde x	PESA	me dia n clas s	me dia n valu e	Sele ctio n	Division
Arunacha l Pradesh	257	Dibang Valley	5620	0	4480	1819	42	821	47	0.80	0.81	0.03	0.05	0.43	NO				
Arunacha l Pradesh	245	Tawang	38775	0	31105	16612	573	3863	970	0.80	0.81	0.08	0.11	0.46	NO	Yes	Yes	Yes	
Arunacha l Pradesh	252	Upper Siang	28780	0	24498	12380	500	2533	51	0.85	0.86	0.04	0.05	0.46	NO	Yes	Yes		
Arunacha l Pradesh	250	West Siang	87306	0	78260	34879	525	5246	723	0.90	0.91	0.03	0.04	0.48	NO				
Arunacha l Pradesh	251	East Siang	71579	0	57744	25923	2447	5494	704	0.81	0.82	0.10	0.14	0.48	NO				
Arunacha l Pradesh	247	East Kameng	60340	0	57797	22162	368	3922	581	0.96	0.97	0.04	0.05	0.51	NO				
Arunacha l Pradesh	254	Tirap	91165	0	87509	37557	752	5202	788	0.96	0.97	0.04	0.05	0.51	NO				
Arunacha l Pradesh	255	Lower Subansiri	70224	0	64374	18619	800	7065	1107	0.92	0.93	0.07	0.11	0.52	NO				
Arunacha l Pradesh	249	Upper Subansiri	70043	0	67960	22178	588	7036	1203	0.97	0.98	0.06	0.09	0.53	NO				
Arunacha l Pradesh	256	Kurung Kumey	89731	0	88658	23864	939	13388	1941	0.99	1.00	0.08	0.11	0.55	NO				
Manipur	277	Imphal West	241457	12250	6546	79159	2973	23422	4771	0.08	0.07	0.08	0.11	0.09	NO				
Manipur	278	Imphal East	351708	7828	13385	112444	8567	41076	10006	0.06	0.05	0.12	0.17	0.11	NO	Yes	Yes	Yes	
Manipur	276	Thoubal	270835	4397	853	86319	8816	40783	13996	0.02	0.01	0.18	0.25	0.13	NO	Yes	Yes		
Manipur	275	Bishnupur	149894	21834	1512	48796	3027	22962	7811	0.16	0.15	0.15	0.21	0.18	NO				
Tripura	292	North Tripura	617893	100954	177308	163370	26145	59864	17418	0.45	0.45	0.20	0.28	0.36	NO				
Tripura	289	West Tripura	124070 3	245121	410549	368602	85297	153684	67079	0.53	0.53	0.29	0.41	0.47	NO	Yes	Yes	yes	
Tripura	290	South Tripura	793346	122195	342699	233520	65737	104035	44383	0.59	0.59	0.33	0.46	0.53	NO	Yes	Yes		

State Name	Int District ID	Vch District Name	Int Tot_P	Int SC_P	Int ST_P	Int Main_Worke r_P	Int Main_ AL_P	Int Marg_ Worke r_P	Int Marg_ AL_P	Int SCST_ Inde x	Int SCST_ Index_ Norma lized	intA L_ Inde x	intA L_ Ind ex_ Nor mali zed	Int Aggr egat ed_Inde x	PESA	me dia n clas s	me dia n valu e	Sele ctio n	Division
Tripura	291	Dhalai	351073	55379	208288	99373	20553	46876	21169	0.75	0.76	0.29	0.40	0.58	NO				
Assam	309	Tinsukia	1141336	29120	80421	351276	19272	138506	28094	0.10	0.09	0.10	0.14	0.11	NO				
Assam	311	Sivasagar	1045188	34520	47282	283453	13720	162972	34271	0.08	0.07	0.11	0.15	0.11	NO				
Assam	310	Dibrugarh	1158867	45591	97276	337176	21562	160322	39142	0.12	0.12	0.12	0.17	0.15	NO				
Assam	323	Nalbari	739201	56332	23083	186464	19574	69607	15366	0.11	0.10	0.14	0.19	0.15	NO				
Assam	318	Hailakandi	613888	65942	619	152726	17611	46548	13456	0.11	0.10	0.16	0.22	0.16	NO				
Assam	303	Barpeta	1570834	80508	25830	401159	56688	118012	41850	0.07	0.06	0.19	0.27	0.17	NO				
Assam	312	Jorhat	972958	78841	137122	299542	19783	150701	32566	0.22	0.22	0.12	0.16	0.19	NO				
Assam	313	Golaghat	977109	56482	109398	302990	24747	144204	41168	0.17	0.17	0.15	0.21	0.19	NO				
Assam	317	Karimganj	1158534	147547	1750	271502	36546	102561	30382	0.13	0.12	0.18	0.25	0.19	NO				
Assam	306	Sonitpur	1794211	97055	229010	515698	50685	208199	63690	0.18	0.18	0.16	0.22	0.20	NO				
Assam	301	Dhubri	1790851	43325	5656	456380	106980	158607	63516	0.03	0.02	0.28	0.39	0.21	NO	Yes	Yes	Yes	
Assam	319	Bongaigaon	655635	70615	17024	165942	24716	61467	22391	0.13	0.13	0.21	0.29	0.21	NO		Yes		
Assam	321	Kamrup	1484728	106202	180777	411569	41984	205593	57331	0.19	0.19	0.16	0.23	0.21	NO		Yes		
Assam	325	Darrang	884010	34115	8162	226949	46361	81973	35135	0.05	0.04	0.26	0.37	0.21	NO		Yes		
Assam	305	Nagaon	2547502	238024	110422	649784	106457	231808	87476	0.14	0.13	0.22	0.31	0.22	NO				
Assam	322	Kamrup Metropolitan	286258	41621	31748	85654	6471	27784	7875	0.26	0.25	0.13	0.18	0.22	NO				
Assam	307	Lakhimpur	950804	74891	243145	254487	15817	142064	27432	0.33	0.33	0.11	0.15	0.24	NO				

State Name	Int District ID	Vch District Name	Int Tot_P	Int SC_P	Int ST_P	Int Main_Worke r_P	Int Main_AL_P	Int Marg_Worke r_P	Int Marg_AL_P	Int SCST_Inde x	Int SCST_Index_Norma lized	intA L_Inde x	intA L_Inde x_Norma lized	Int Aggr egat ed_Inde x	PESA	me dia n clas s	me dia n valu e	Sele ctio n	Division
Assam	304	Morigaon	928259	113427	133472	252696	39936	88348	35843	0.27	0.26	0.22	0.31	0.29	NO				
Assam	302	Goalpara	939120	37005	229193	246047	36969	92612	38112	0.28	0.28	0.22	0.31	0.30	NO				
Assam	308	Dhemaji	647655	41891	319282	190208	4668	113706	14313	0.56	0.56	0.06	0.09	0.32	NO				
Assam	315	Dima Hasao	151613	1885	123060	48073	1610	14667	2848	0.82	0.83	0.07	0.10	0.47	NO				
West Bengal	341	Haora	325734 1	645284	10145	978198	114086	259668	63754	0.20	0.20	0.14	0.20	0.20	NO				
West Bengal	327	Darjiling	133011 0	273391	344824	373917	31345	130206	33735	0.46	0.47	0.13	0.18	0.32	NO				
West Bengal	333	Murshidabad	654406 7	815261	88874	182863 8	622281	543347	213865	0.14	0.13	0.35	0.50	0.32	NO				
West Bengal	345	Purba Medinipur	464943 6	689602	24397	100657 2	271180	759312	420275	0.15	0.15	0.39	0.55	0.35	NO				
West Bengal	337	North Twenty Four Parganas	501955 3	147003 3	208918	146245 7	420403	363407	160930	0.33	0.33	0.32	0.45	0.39	NO				
West Bengal	343	South Twenty Four Parganas	705454 0	229502 9	91249	165629 6	386860	896140	416390	0.34	0.34	0.31	0.45	0.39	NO				
West Bengal	332	Maldah	369931 2	800341	310850	962848	322151	474050	223189	0.30	0.30	0.38	0.54	0.42	NO				
West Bengal	336	Nadia	433654 1	135588 8	129245	130749 6	456501	212012	93631	0.34	0.34	0.36	0.51	0.43	NO		Yes		
West Bengal	338	Hugli	400346 5	117853 0	220360	122558 9	364364	376469	210784	0.35	0.35	0.36	0.51	0.43	NO	Yes	Yes	Yes	
West Bengal	328	Jalpaiguri	341161 8	136752 7	725964	100408 5	210872	342785	136677	0.61	0.62	0.26	0.37	0.49	NO	Yes	Yes		
West Bengal	330	Uttar Dinajpur	267872 2	749237	159375	726740	291424	240551	147167	0.34	0.34	0.45	0.64	0.49	NO		Yes		
West Bengal	340	Puruliya	276394 3	533952	538335	568138	128177	626962	363533	0.39	0.39	0.41	0.58	0.49	NO		Yes		
West Bengal	335	Barddhaman	544476 5	174555 9	421555	154806 3	593108	593849	359030	0.40	0.40	0.44	0.63	0.51	NO				

State Name	Int District ID	Vch District Name	Int Tot_P	Int SC_P	Int ST_P	Int Main_Worke r_P	Int Main_AL_P	Int Marg_Worke r_P	Int Marg_AL_P	Int SCST_Inde x	Int SCST_Index_Norma lized	intA L_Inde x	intA L_Inde x_Norma lized	Int Aggr egat ed_Inde x	PESA	me dia n clas s	me dia n valu e	Sele ctio n	Division
West Bengal	344	Paschim Medinipur	5348544	1056948	859185	1345274	481328	967551	612014	0.36	0.36	0.47	0.67	0.51	NO				
West Bengal	329	Koch Bihar	2636608	1378455	17225	828800	271613	235014	119058	0.53	0.53	0.37	0.52	0.53	NO				
West Bengal	334	Birbhum	3172321	961898	237491	808224	348053	405537	259119	0.38	0.38	0.50	0.71	0.54	NO				
West Bengal	339	Bankura	3362420	1122439	366555	842831	302307	537476	343679	0.44	0.44	0.47	0.66	0.55	NO				
West Bengal	331	Dakshin Dinajpur	1468643	448639	268877	458109	173832	166649	104640	0.49	0.49	0.45	0.63	0.56	NO				
Jharkhand	348	Kodarma	603759	96890	6220	117561	23655	108924	39324	0.17	0.17	0.28	0.39	0.28	NO				
Jharkhand	354	Dhanbad	1476507	230892	209169	271747	22369	240145	75823	0.30	0.30	0.19	0.27	0.28	NO				
Jharkhand	355	Bokaro	1831512	272779	248969	327892	23569	296461	102255	0.28	0.28	0.20	0.29	0.28	NO				
Jharkhand	361	Ramgarh	860662	97766	192727	194769	21069	89380	25384	0.34	0.34	0.16	0.23	0.28	NO				
Jharkhand	360	Hazaribagh	1592006	288090	116071	291744	43170	324797	128783	0.25	0.25	0.28	0.39	0.32	NO				
Jharkhand	349	Giridih	2330941	315983	236908	384593	78460	619638	283813	0.24	0.23	0.36	0.51	0.37	NO				
Jharkhand	350	Deoghar	1233712	159077	176140	231862	67412	246260	138986	0.27	0.27	0.43	0.61	0.44	NO				
Jharkhand	364	Ranchi	1819772	99861	822106	464782	97515	334685	157711	0.51	0.51	0.32	0.45	0.48	Fully PESA				
Jharkhand	352	Sahibganj	1039839	59758	302856	295993	107276	161445	95711	0.35	0.35	0.44	0.63	0.49	Fully PESA				
Jharkhand	357	Purbi Singhbhum	1372784	62313	591685	265915	38278	289206	168999	0.48	0.48	0.37	0.53	0.50	Fully PESA				

State Name	Int District ID	Vch District Name	Int Tot_P	Int SC_P	Int ST_P	Int Main_Worke r_P	Int Main_AL_P	Int Marg_Worke r_P	Int Marg_AL_P	Int SCST_Inde x	Int SCST_Index_Norma lized	intA L_Inde x	intA L_Inde x_Norma lized	Int Aggr egate d_Inde x	PESA	me dia n clas s	me dia n valu e	Sele ctio n	Division
Jharkhan d	369	Saraikela-Kharsawan	876449	46431	348468	175657	31577	196477	110214	0.45	0.45	0.38	0.54	0.50	Fully PESA			Yes	
Jharkhan d	353	Pakur	854582	25245	376497	238846	57577	150832	92138	0.47	0.47	0.38	0.54	0.51	Fully PESA	Yes	Yes		
Jharkhan d	363	Jamtara	721164	63060	237285	105957	26517	199208	108061	0.42	0.42	0.44	0.62	0.52	Fully PESA	Yes	Yes		
Jharkhan d	366	Gumla	973949	29953	688843	267026	32958	206392	64458	0.74	0.75	0.21	0.29	0.52	Fully PESA		Yes		
Jharkhan d	347	Chatra	992901	333950	45124	184098	63422	199625	124468	0.38	0.38	0.49	0.69	0.54	NO			Yes	
Jharkhan d	365	Khunti	495495	21697	375604	144408	16124	104524	32730	0.80	0.81	0.20	0.28	0.54	Fully PESA				
Jharkhan d	351	Godda	126507 1	112771	277237	224176	86824	315011	220084	0.31	0.31	0.57	0.81	0.56	Partially PESA				
Jharkhan d	358	Palamu	178930 7	513398	179310	254342	93455	414491	280446	0.39	0.39	0.56	0.79	0.59	Partially PESA				
Jharkhan d	356	Lohardaga	404379	13035	248472	89430	21015	114867	58788	0.65	0.65	0.39	0.55	0.60	Fully PESA				
Jharkhan d	362	Dumka	125673 5	73342	566665	221493	71471	383327	229654	0.51	0.51	0.50	0.70	0.61	Fully PESA				
Jharkhan d	346	Garhwa	125837 6	310013	204653	163566	56724	388408	266598	0.41	0.41	0.59	0.83	0.62	Partially PESA				
Jharkhan d	367	Simdega	556634	42751	404487	145029	28685	130225	59459	0.80	0.81	0.32	0.45	0.63	Fully PESA				
Jharkhan d	359	Latehar	699997	149742	328271	111815	33009	193351	108908	0.68	0.69	0.47	0.66	0.67	Fully PESA				
Jharkhan d	368	Pashchimi Singhbhum	137624 2	47480	984773	308545	71916	347868	194522	0.75	0.76	0.41	0.57	0.67	Fully PESA				
Odisha	386	Khordha	127378 6	208084	70168	321431	60187	116448	50336	0.22	0.22	0.25	0.36	0.29	NO				

State Name	Int District ID	Vch District Name	Int Tot_P	Int SC_P	Int ST_P	Int Main_Worke r_P	Int Main_AL_P	Int Marg_Worke r_P	Int Marg_AL_P	Int SCST_Inde x	Int SCST_Index_Norma lized	intA L_Inde x	intA L_Inde x_Norma lized	Int Aggr egated_Inde x	PESA	me dia n clas s	me dia n valu e	Sele ction	Division
Odisha	380	Jagatsinghapur	1034755	234202	4572	258172	55034	109820	53647	0.23	0.23	0.30	0.42	0.32	NO				
Odisha	387	Puri	1444475	299190	4386	369004	77665	162743	83143	0.21	0.21	0.30	0.43	0.32	NO				
Odisha	379	Kendrapara	1356827	293691	8862	299189	68599	140509	72383	0.22	0.22	0.32	0.45	0.34	NO				
Odisha	385	Nayagarh	936721	133364	58021	221998	59179	113190	60823	0.20	0.20	0.36	0.51	0.35	NO				
Odisha	378	Bhadrak	1342264	318823	26980	288350	71446	130054	72985	0.26	0.26	0.35	0.49	0.37	NO				
Odisha	381	Cuttack	1936672	415491	83074	493125	129818	206883	114163	0.26	0.26	0.35	0.49	0.37	NO				
Odisha	382	Jajapur	1740823	420510	145960	383467	104841	141832	79246	0.33	0.32	0.35	0.50	0.41	NO				
Odisha	384	Anugul	1176887	223349	175511	287873	57051	204567	113744	0.34	0.34	0.35	0.49	0.41	NO				
Odisha	388	Ganjam	2903669	603637	113248	716581	178905	570122	373264	0.25	0.24	0.43	0.61	0.43	Partially PESA				
Odisha	377	Baleshwar	2093447	451692	258492	551998	159678	303692	189419	0.34	0.34	0.41	0.58	0.46	Partially PESA			Yes	
Odisha	383	Dhenkanal	1086387	216519	157402	248103	65020	153487	95802	0.34	0.34	0.40	0.57	0.46	NO				
Odisha	371	Jharsuguda	362379	70994	142360	107392	20318	66083	34791	0.59	0.59	0.32	0.45	0.52	NO				
Odisha	391	Baudh	420738	99438	54867	117656	35109	94667	69299	0.37	0.37	0.49	0.70	0.53	NO				
Odisha	392	Subarnapur	565314	144388	55321	156541	52948	113575	84195	0.35	0.35	0.51	0.72	0.54	NO	Yes	Yes	Yes	
Odisha	393	Balangir	1476658	268585	337986	351808	106707	309872	217615	0.41	0.41	0.49	0.69	0.55	NO	Yes	Yes		
Odisha	370	Bargarh	1362155	276642	273902	436694	151477	282284	207402	0.40	0.40	0.50	0.71	0.56	NO				
Odisha	372	Sambalpur	753299	137768	323925	245916	71305	153410	86191	0.61	0.62	0.39	0.56	0.59	Partially PESA				

State Name	Int District ID	Vch District Name	Int Tot_P	Int SC_P	Int ST_P	Int Main_Worker_P	Int Main_AL_P	Int Marg_Worker_P	Int Marg_AL_P	Int SCST_Index	Int SCST_Index_Normlized	intAL_Index	intAL_Index_Normlized	Int Aggregated_Index	PESA	media n clas s	media n valu e	Sele ctio n	Division
Odisha	394	Nuapada	576328	75346	204121	141621	36791	151261	112113	0.48	0.49	0.51	0.72	0.60	NO				
Odisha	375	Kendujhar	1588387	177377	771410	379705	82846	315618	224051	0.60	0.60	0.44	0.62	0.61	Partially PESA				
Odisha	373	Debagarh	290130	48246	104956	76904	24031	80486	57589	0.53	0.53	0.52	0.73	0.63	NO				
Odisha	374	Sundargarh	1478162	125411	955344	352603	58054	316449	193288	0.73	0.74	0.38	0.53	0.63	Fully PESA				
Odisha	395	Kalahandi	1468929	267194	442008	344824	142638	369141	291874	0.48	0.48	0.61	0.86	0.67	Partially PESA				
Odisha	399	Malkangiri	570389	125609	347549	165330	23147	128578	81872	0.83	0.84	0.36	0.51	0.67	Fully PESA				
Odisha	398	Koraput	1180629	164875	667719	331595	88192	288610	200219	0.71	0.71	0.47	0.66	0.68	Fully PESA				
Odisha	376	Mayurbhanj	2348462	165493	1448193	499408	144018	665971	422220	0.69	0.69	0.49	0.69	0.69	Fully PESA				
Odisha	390	Kandhamal	684437	104914	385425	152898	42341	185432	119905	0.72	0.72	0.48	0.68	0.70	Partially PESA				
Odisha	389	Gajapati	523664	30067	311934	153287	67625	119891	83540	0.65	0.66	0.55	0.78	0.72	Partially PESA				
Odisha	397	Nabarangapur	1161993	162926	674770	261687	71305	326933	255095	0.72	0.73	0.55	0.78	0.76	Fully PESA				
Odisha	396	Rayagada	865610	123977	528019	196793	65786	233042	179888	0.75	0.76	0.57	0.81	0.78	Fully PESA				
Chhattisgarh	408	Rajnandgaon	2529242	236158	771570	1003962	316822	388034	240440	0.40	0.40	0.40	0.57	0.48	Partially PESA				
Chhattisgarh	409	Durg	4122282	569832	636118	1594954	683752	507896	369244	0.29	0.29	0.50	0.71	0.50	NO				
Chhattisgarh	407	Kabeerdham	1475166	209580	320186	578614	233384	167500	126274	0.36	0.36	0.48	0.68	0.52	NO				
Chhattisgarh	412	Dhamtari	1324806	92678	385414	573902	256674	121044	86370	0.36	0.36	0.49	0.70	0.53	Partially PESA				

State Name	Int District ID	Vch District Name	Int Tot_P	Int SC_P	Int ST_P	Int Main_Worke r_P	Int Main_AL_P	Int Marg_Worke r_P	Int Marg_AL_P	Int SCST_Inde x	Int SCST_Index_Norma lized	intA L_Inde x	intA L_Inde x_Norma lized	Int Aggr egat ed_Inde x	PESA	me dia n clas s	me dia n valu e	Sele ctio n	Division
Chhattisgarh	405	Janjgir - Champa	2789292	715264	349774	785690	287940	720596	471420	0.38	0.38	0.50	0.71	0.55	NO				
Chhattisgarh	410	Raipur	5271064	1068462	821696	1578886	663480	892714	682862	0.36	0.36	0.54	0.77	0.56	NO			Yes	
Chhattisgarh	413	Uttar Bastar Kanker	1364162	53094	800072	525482	124904	201810	126386	0.63	0.63	0.35	0.49	0.56	Fully PESA				
Chhattisgarh	415	Narayanpur	235428	7606	194744	70592	4780	54668	19916	0.86	0.87	0.20	0.28	0.57	Fully PESA				
Chhattisgarh	400	Koriya	916340	63972	550760	244382	53192	250230	130014	0.67	0.68	0.37	0.52	0.60	Fully PESA	Yes	Yes		
Chhattisgarh	406	Bilaspur	4156556	945458	920054	1282350	601536	711848	509382	0.45	0.45	0.56	0.79	0.62	Partially PESA	Yes	Yes	Yes	
Chhattisgarh	403	Raigarh	2521150	380368	955012	825248	353546	393218	279130	0.53	0.53	0.52	0.73	0.63	Partially PESA				
Chhattisgarh	416	Dakshin Bastar Dantewada	874810	8478	751416	306922	33574	195334	98852	0.87	0.88	0.26	0.37	0.63	Fully PESA				
Chhattisgarh	402	Jashpur	1584804	86856	1013728	550106	183432	382216	204952	0.69	0.70	0.42	0.59	0.64	Fully PESA				
Chhattisgarh	411	Mahasamund	1826464	241682	540378	603778	307188	307486	239504	0.43	0.43	0.60	0.85	0.64	NO				
Chhattisgarh	401	Surguja	4273092	208538	2502054	1120998	330306	1049672	705102	0.63	0.64	0.48	0.67	0.66	Fully PESA				
Chhattisgarh	414	Bastar	2439410	51762	1760442	663174	161258	640406	402376	0.74	0.75	0.43	0.61	0.68	Fully PESA				
Chhattisgarh	417	Bijapur	451260	15134	377054	121206	18890	125330	75742	0.87	0.88	0.38	0.54	0.71	Fully PESA				
Chhattisgarh	404	Korba	1559298	141882	877476	451694	182316	310244	246606	0.65	0.66	0.56	0.80	0.73	Fully PESA				
Madhya Pradesh	419	Morena	1527595	332099	14484	417145	79130	138350	61496	0.23	0.22	0.25	0.36	0.29	NO				



State Name	Int District ID	Vch District Name	Int Tot_P	Int SC_P	Int ST_P	Int Main_Worke r_P	Int Main_AL_P	Int Marg_Worke r_P	Int Marg_AL_P	Int SCST_Inde x	Int SCST_Index_Norma lized	intA L_Inde x	intA L_Inde x_Norma lized	Int Aggr egat ed_Inde x	PESA	me dia n clas s	me dia n valu e	Sele ctio n	Division
Madhya Pradesh	420	Bhind	1277575	287595	1444	325896	87982	81791	51678	0.23	0.22	0.34	0.48	0.35	NO				
Madhya Pradesh	422	Datia	604772	164777	10889	194734	53055	66436	35208	0.29	0.29	0.34	0.48	0.38	NO				
Madhya Pradesh	432	Neemuch	586986	80617	63190	273663	88505	51942	36253	0.24	0.24	0.38	0.54	0.39	NO				
Madhya Pradesh	421	Gwalior	813512	177327	56297	219108	56321	85959	53087	0.29	0.29	0.36	0.51	0.40	NO				
Madhya Pradesh	423	Shivpuri	1430627	273869	219140	497723	127947	168205	87188	0.34	0.34	0.32	0.46	0.40	NO				
Madhya Pradesh	425	Chhatarpur	1377400	336733	69106	446179	121342	178410	102345	0.29	0.29	0.36	0.51	0.40	NO				
Madhya Pradesh	424	Tikamgarh	1195293	308062	61540	399125	118038	167301	92397	0.31	0.31	0.37	0.53	0.42	NO				
Madhya Pradesh	433	Mandsaur	1069985	218862	28926	446734	160784	133698	92133	0.23	0.23	0.44	0.62	0.42	NO				
Madhya Pradesh	439	Indore	1082589	205876	153577	399996	123306	73263	46862	0.33	0.33	0.36	0.51	0.42	NO				
Madhya Pradesh	444	Bhopal	454010	95945	19124	130127	45738	64472	44309	0.25	0.25	0.46	0.65	0.45	NO				
Madhya Pradesh	442	Rajgarh	1270787	249427	48687	395510	131886	257182	185448	0.23	0.23	0.49	0.69	0.46	NO				
Madhya Pradesh	458	Guna	928844	142818	181678	269407	75317	146409	93553	0.35	0.35	0.41	0.57	0.46	NO				
Madhya Pradesh	436	Shajapur	1230856	314124	34400	426207	158729	192705	129245	0.28	0.28	0.47	0.66	0.47	NO				
Madhya Pradesh	445	Sehore	1064439	231643	138004	304904	100064	199633	119813	0.35	0.35	0.44	0.62	0.48	NO				
Madhya Pradesh	459	Ashoknagar	696890	151311	78174	197966	70981	69127	49230	0.33	0.33	0.45	0.64	0.48	NO				

State Name	Int District ID	Vch District Name	Int Tot_P	Int SC_P	Int ST_P	Int Main_Worke r_P	Int Main_AL_P	Int Marg_Worke r_P	Int Marg_AL_P	Int SCST_Inde x	Int SCST_Index_Norma lized	intA L_Inde x	intA L_Inde x_Norma lized	Int Aggr egate d_Inde x	PESA	me dia n clas s	me dia n valu e	Sele ctio n	Division
Madhya Pradesh	435	Ujjain	1221991	378298	34198	442277	160415	185615	126107	0.34	0.34	0.46	0.65	0.49	NO				
Madhya Pradesh	443	Vidisha	1133451	240338	63304	304959	115239	141641	107453	0.27	0.27	0.50	0.71	0.49	NO				
Madhya Pradesh	427	Sagar	1769827	379308	210284	573829	239943	204954	127473	0.33	0.33	0.47	0.67	0.50	NO				
Madhya Pradesh	429	Satna	1770811	324498	300380	480480	183449	276212	176353	0.35	0.35	0.48	0.67	0.51	NO				
Madhya Pradesh	428	Damoh	1055227	206128	161892	325443	140194	172979	105798	0.35	0.35	0.49	0.70	0.52	NO				
Madhya Pradesh	430	Rewa	1973679	335723	286426	523296	229604	333614	215775	0.32	0.31	0.52	0.74	0.52	NO				
Madhya Pradesh	449	Hoshangabad	891264	148568	179632	260632	101695	104243	76424	0.37	0.37	0.49	0.69	0.53	Partially PESA				
Madhya Pradesh	418	Sheopur	583640	92472	157638	169299	56630	75453	55796	0.43	0.43	0.46	0.65	0.54	Partially PESA		Yes		Chambal
Madhya Pradesh	426	Panna	899456	185869	165641	246807	96451	146634	96457	0.39	0.39	0.49	0.69	0.54	NO	Yes	Yes	Yes	Sagar
Madhya Pradesh	457	Balaghat	1511804	107933	355891	473862	194273	349128	253953	0.31	0.31	0.54	0.77	0.54	Partially PESA	Yes	Yes	Yes	Jabalpur
Madhya Pradesh	437	Dewas	1111956	214408	247061	392695	161616	194314	124798	0.42	0.42	0.49	0.69	0.55	NO			Yes	Ujjain
Madhya Pradesh	446	Raisen	1046011	185804	190734	290366	120670	134603	98997	0.36	0.36	0.52	0.73	0.55	NO				Bhopal
Madhya Pradesh	450	Katni	1028499	121924	296037	238682	82452	216635	138782	0.41	0.41	0.49	0.69	0.55	NO				
Madhya Pradesh	451	Jabalpur	1183771	165047	315882	341472	134966	192179	133851	0.41	0.41	0.50	0.71	0.56	NO				
Madhya Pradesh	452	Narsimhapur	917771	158067	136737	305638	161114	112197	90344	0.32	0.32	0.60	0.85	0.59	NO				

State Name	Int District ID	Vch District Name	Int Tot_P	Int SC_P	Int ST_P	Int Main_Worke r_P	Int Main_AL_P	Int Marg_Worke r_P	Int Marg_AL_P	Int SCST_Inde x	Int SCST_Index_Norma lized	intA L_Inde x	intA L_Inde x_Norma lized	Int Aggr egate d_Inde x	PESA	me dia n clas s	me dia n valu e	Sele ctio n	Division
Madhya Pradesh	448	Harda	457207	75267	154084	133234	54765	62547	44389	0.50	0.50	0.51	0.72	0.61	NO				
Madhya Pradesh	455	Chhindwara	1690290	176837	731783	553777	218409	264703	182899	0.54	0.54	0.49	0.69	0.62	Partially PESA				
Madhya Pradesh	461	Anuppur	621693	61061	334501	192030	57371	115123	70921	0.64	0.64	0.42	0.59	0.62	Partially PESA				
Madhya Pradesh	462	Sidhi	1033912	120372	302717	248497	123909	181679	131071	0.41	0.41	0.59	0.84	0.62	Partially PESA				
Madhya Pradesh	463	Singrauli	958016	121133	362069	292098	123860	140638	99107	0.50	0.51	0.52	0.73	0.62	NO				
Madhya Pradesh	440	Khargone (West Nimar)	1625672	184825	709196	679409	325358	130831	91162	0.55	0.55	0.51	0.73	0.64	Partially PESA				
Madhya Pradesh	464	Jhabua	945994	12155	866615	345640	47632	141549	66698	0.93	0.94	0.23	0.33	0.64	Fully PESA				
Madhya Pradesh	465	Alirajpur	677557	23729	630252	249329	25913	99692	47013	0.97	0.98	0.21	0.30	0.64	Fully PESA				
Madhya Pradesh	434	Ratlam	1031182	153953	388921	342066	139526	202092	153413	0.53	0.53	0.54	0.76	0.65	Partially PESA				
Madhya Pradesh	447	Betul	1281912	110099	643811	426293	166396	262594	184773	0.59	0.59	0.51	0.72	0.66	Partially PESA				
Madhya Pradesh	456	Seoni	1247386	116338	509209	357974	163732	281235	210452	0.50	0.50	0.59	0.83	0.67	Partially PESA				
Madhya Pradesh	466	Khandwa (East Nimar)	2101250	244926	881578	834154	434718	221262	167562	0.54	0.54	0.57	0.81	0.67	Partially PESA				
Madhya Pradesh	431	Umaria	551546	46710	278235	116801	40429	142515	101164	0.59	0.59	0.55	0.77	0.68	Partially PESA				
Madhya Pradesh	438	Dhar	1790452	110477	1145165	654753	252760	229942	166468	0.70	0.71	0.47	0.67	0.69	Partially PESA				
Madhya Pradesh	467	Burhanpur	497560	41672	222132	195102	110224	45434	35985	0.53	0.53	0.61	0.86	0.70	Partially PESA				

State Name	Int District ID	Vch District Name	Int Tot_P	Int SC_P	Int ST_P	Int Main_Worke r_P	Int Main_AL_P	Int Marg_Worke r_P	Int Marg_AL_P	Int SCST_Inde x	Int SCST_Index_Norma lized	intA L_Inde x	intA L_Inde x_Norma lized	Int Aggr egat ed_Inde x	PESA	me dia n clas s	me dia n valu e	Sele ctio n	Division
Madhya Pradesh	453	Dindori	672206	37813	448420	240777	94650	137196	95186	0.72	0.73	0.50	0.71	0.72	Fully PESA				
Madhya Pradesh	460	Shahdol	871506	72266	450793	191332	80955	239837	173896	0.60	0.60	0.59	0.84	0.72	Partially PESA				
Madhya Pradesh	441	Barwani	1188633	65681	926856	463130	174686	121202	79457	0.84	0.84	0.43	0.62	0.73	Fully PESA				
Madhya Pradesh	454	Mandla	953894	38359	595244	294110	135549	229250	178123	0.66	0.67	0.60	0.85	0.76	Fully PESA				
Gujarat	477	Jamnagar	1340209	112376	17433	470744	95950	96578	37697	0.10	0.09	0.24	0.33	0.21	NO				
Gujarat	476	Rajkot	1820711	169401	9908	681981	155574	110296	40446	0.10	0.09	0.25	0.35	0.22	NO				
Gujarat	473	Gandhinagar	976153	55352	4928	327212	92422	66382	29908	0.06	0.06	0.31	0.44	0.25	NO				
Gujarat	478	Porbandar	323381	31994	10366	114343	31788	26846	11922	0.13	0.13	0.31	0.44	0.28	NO				
Gujarat	468	Kachchh	1494595	182051	16452	492400	136666	72122	42564	0.13	0.13	0.32	0.45	0.29	NO				
Gujarat	471	Mahesana	1581473	124112	3851	564872	186272	95385	48685	0.08	0.08	0.36	0.50	0.29	NO				
Gujarat	469	Banas Kantha	2789516	293560	273781	916851	235445	228462	110073	0.20	0.20	0.30	0.43	0.31	NO				
Gujarat	480	Amreli	1150308	110540	4751	415806	138006	116235	57735	0.10	0.09	0.37	0.52	0.31	NO				
Gujarat	481	Bhavnagar	1828879	94308	3637	650899	241240	130569	78452	0.05	0.05	0.41	0.58	0.31	NO				
Gujarat	479	Junagadh	1878855	207370	38355	680214	235815	157249	71914	0.13	0.13	0.37	0.52	0.32	NO				
Gujarat	483	Kheda	1794752	89069	27628	573670	222645	190515	115392	0.07	0.06	0.44	0.63	0.34	NO				
Gujarat	470	Patan	1086092	99941	6486	370089	153533	99735	66966	0.10	0.09	0.47	0.66	0.38	NO		Yes		

State Name	Int District ID	Vch District Name	Int Tot_P	Int SC_P	Int ST_P	Int Main_Worker_P	Int Main_AL_P	Int Marg_Worker_P	Int Marg_AL_P	Int SCST_Index	Int SCST_Index_Normlized	intAL_Index	intAL_Index_Normlized	Int Aggregated_Index	PESA	media n clas s	me dia n valu e	Sele ctio n	Division
Gujarat	474	Ahmadabad	1345493	135647	19284	437176	173366	104644	72163	0.12	0.11	0.45	0.64	0.38	NO	Yes	Yes	Yes	
Gujarat	482	Anand	1513179	78033	11699	512453	240978	128080	78438	0.06	0.05	0.50	0.71	0.38	NO	Yes	Yes		
Gujarat	475	Surendranagar	1271296	128547	19329	435976	173771	124283	88094	0.12	0.11	0.47	0.66	0.39	NO				
Gujarat	472	Sabar Kantha	2143201	167556	528721	711829	183613	276840	143581	0.32	0.32	0.33	0.47	0.40	Partially PESA			Yes	
Gujarat	484	Panch Mahals	2082708	84320	701912	599694	128490	402867	243087	0.38	0.38	0.37	0.52	0.45	Partially PESA				
Gujarat	488	Bharuch	1219457	46835	456694	426551	190421	92034	58111	0.41	0.41	0.48	0.68	0.55	Partially PESA				
Gujarat	491	Valsad	1303655	27888	843538	435756	87602	151317	91510	0.67	0.67	0.31	0.43	0.55	Partially PESA				
Gujarat	492	Surat	1468598	47329	705065	624293	258790	79525	49513	0.51	0.51	0.44	0.62	0.57	Partially PESA				
Gujarat	490	Navsari	1017472	20173	597879	398323	160033	74920	43983	0.61	0.61	0.43	0.61	0.61	Partially PESA				
Gujarat	486	Vadodara	2317124	102498	1067525	779214	334369	289921	224887	0.50	0.51	0.52	0.74	0.62	Partially PESA				
Gujarat	489	The Dangs	225323	946	213649	87443	21851	30174	18336	0.95	0.96	0.34	0.48	0.72	Fully PESA				
Gujarat	485	Dohad	1982758	35001	1549836	513880	127177	438764	307787	0.80	0.81	0.46	0.65	0.73	Fully PESA				
Gujarat	493	Tapi	740718	6502	661245	316952	173091	108784	79905	0.90	0.91	0.59	0.84	0.88	Fully PESA				
Gujarat	487	Narmada	555452	7145	473889	184142	102574	99028	83985	0.87	0.88	0.66	0.93	0.90	Fully PESA				
Daman and Diu	494	Diu	28083	493	2	7943	182	581	102	0.02	0.01	0.03	0.05	0.03	NO	Yes	Yes		

State Name	Int District ID	Vch District Name	Int Tot_P	Int SC_P	Int ST_P	Int Main_Worke r_P	Int Main_ AL_P	Int Marg_ Worke r_P	Int Marg_ AL_P	Int SCST_ Inde x	Int SCST_ Index_ Norma lized	intA L_ Inde x	intA L_ Ind ex_ Norma lized	Int Aggr egat ed_Inde x	PESA	me dia n clas s	me dia n valu e	Sele ctio n	Division
Daman and Diu	495	Daman	146891	3433	12488	86075	277	3100	170	0.11	0.10	0.01	0.01	0.06	NO	Yes	Yes	Yes	
Dadra & Nagar Haveli	496	Dadra & Nagar Haveli	245444	3809	165575	92967	5965	23917	11356	0.69	0.70	0.15	0.21	0.45	NO	Yes	Yes	yes	
Maharashtra	528	Ratnagiri	1441343	60945	19275	504291	96306	154944	55756	0.06	0.05	0.23	0.33	0.19	NO				
Maharashtra	530	Kolhapur	2861934	384986	24185	1174274	199564	172554	56652	0.14	0.14	0.19	0.27	0.20	NO				
Maharashtra	529	Sindhudurg	778362	51308	6294	204629	36249	116956	45034	0.07	0.07	0.25	0.36	0.21	NO				
Maharashtra	527	Satara	2639813	275137	26012	1067290	237624	159992	52709	0.11	0.11	0.24	0.33	0.22	NO				
Maharashtra	520	Raigarh	2184225	101194	288575	709918	113673	198960	75305	0.18	0.17	0.21	0.29	0.23	NO				
Maharashtra	521	Pune	7956918	795056	528860	3568560	703230	322174	91768	0.17	0.16	0.20	0.29	0.23	Partially PESA				
Maharashtra	531	Sangli	2128620	255950	12998	853964	227088	118996	42201	0.13	0.12	0.28	0.39	0.26	NO				
Maharashtra	523	Bid	2139254	291434	27370	1025069	315725	83447	42791	0.15	0.14	0.32	0.46	0.30	NO				
Maharashtra	522	Ahmadnagar	3756461	463191	361804	1782576	484434	139816	54570	0.22	0.22	0.28	0.40	0.31	Partially PESA				
Maharashtra	515	Aurangabad	2282800	283821	121558	1028593	333289	87185	41415	0.18	0.17	0.34	0.48	0.32	NO				
Maharashtra	514	Jalna	1581617	226345	35876	735619	256149	69685	37140	0.17	0.16	0.36	0.52	0.34	NO				
Maharashtra	526	Solapur	2983066	456899	50274	1319111	489381	98788	47835	0.17	0.17	0.38	0.54	0.35	NO				
Maharashtra	525	Osmanabad	1376519	221325	30007	623146	254182	60242	31497	0.18	0.18	0.42	0.59	0.39	NO				

State Name	Int District ID	Vch District Name	Int Tot_P	Int SC_P	Int ST_P	Int Main_Worke r_P	Int Main_AL_P	Int Marg_Worke r_P	Int Marg_AL_P	Int SCST_Inde x	Int SCST_Index_Norma lized	intA L_Inde x	intA L_Inde x_Norma lized	Int Aggr egat ed_Inde x	PESA	me dia n clas s	me dia n valu e	Sele ctio n	Division
Maharash tra	513	Parbhani	1266280	172674	32150	598296	266158	45841	25833	0.16	0.16	0.45	0.64	0.40	NO				
Maharash tra	512	Hingoli	998612	161751	106739	463701	192201	48889	26794	0.27	0.27	0.43	0.60	0.44	NO		Yes		Maratwa da
Maharash tra	517	Thane	3044297	124704	1319392	1061849	246104	308173	139002	0.47	0.48	0.28	0.40	0.44	Partially PESA		Yes	Yes	Konkan
Maharash tra	524	Latur	1851480	374149	48464	801408	372601	63245	30380	0.23	0.23	0.47	0.66	0.44	NO	Yes	Yes	Yes	Maratwa da
Maharash tra	505	Nagpur	1925481	336494	229263	771887	314361	135253	79036	0.29	0.29	0.43	0.61	0.45	NO			Yes	Vidarbha
Maharash tra	507	Gondiya	1164513	145088	208601	386940	146084	223296	133291	0.30	0.30	0.46	0.65	0.47	NO				
Maharash tra	516	Nashik	3783909	262987	1424472	1779563	625288	182941	82370	0.45	0.45	0.36	0.51	0.48	Partially PESA				
Maharash tra	511	Nanded	2490514	487014	243671	1074269	512555	140815	85893	0.29	0.29	0.49	0.70	0.49	Partially PESA				
Maharash tra	500	Buldana	2052967	400521	116611	949320	505259	93892	59273	0.25	0.25	0.54	0.77	0.51	NO				
Maharash tra	504	Wardha	983632	138175	131622	432740	220512	65183	44513	0.27	0.27	0.53	0.75	0.51	NO				
Maharash tra	506	Bhandara	1040799	174562	82249	368729	179734	174227	126860	0.25	0.24	0.56	0.80	0.52	NO				
Maharash tra	502	Washim	985747	200187	77404	440589	250570	59983	42110	0.28	0.28	0.58	0.83	0.55	NO				
Maharash tra	509	Chandrapur	1596237	228099	339915	630867	296367	224923	166208	0.36	0.36	0.54	0.76	0.56	Partially PESA				
Maharash tra	499	Jalgaon	2957312	278600	541279	1279583	760724	171241	116718	0.28	0.28	0.60	0.86	0.57	Partially PESA				
Maharash tra	508	Gadchiroli	990009	106444	405562	367926	127233	185116	115456	0.52	0.52	0.44	0.62	0.57	Partially PESA				

State Name	Int District ID	Vch District Name	Int Tot_P	Int SC_P	Int ST_P	Int Main_Worke r_P	Int Main_AL_P	Int Marg_Worke r_P	Int Marg_AL_P	Int SCST_Inde x	Int SCST_Index_Norma lized	intA L_Inde x	intA L_Inde x_Norma lized	Int Aggr egate d_Inde x	PESA	me dia n clas s	me dia n valu e	Sele ctio n	Division
Maharash tra	510	Yavatmal	2324206	271865	487533	1057386	610577	148090	103134	0.33	0.33	0.59	0.84	0.58	Partially PESA				
Maharash tra	498	Dhule	1551631	89987	617425	685220	357959	97384	61924	0.46	0.46	0.54	0.76	0.61	Partially PESA				
Maharash tra	501	Akola	1168482	271727	87823	493046	311637	62308	43919	0.31	0.31	0.64	0.91	0.61	NO				
Maharash tra	503	Amravati	1866919	347593	372123	757987	500649	138987	105569	0.39	0.39	0.68	0.96	0.67	Partially PESA				
Maharash tra	497	Nandurbar	1415312	32788	1103418	594620	343615	117961	85667	0.80	0.81	0.60	0.85	0.83	Partially PESA				
Andhra Pradesh	554	Chittoor	3294102	692214	139125	1390786	592071	228464	138891	0.25	0.25	0.45	0.64	0.44	NO				
Andhra Pradesh	551	Y.S.R.	2055843	375330	60628	823887	375330	202573	136155	0.21	0.21	0.50	0.70	0.46	NO				
Andhra Pradesh	553	Anantapur	3160974	504798	133243	1365868	635439	319961	221001	0.20	0.20	0.51	0.72	0.46	NO				
Andhra Pradesh	544	Visakhapatnam	2423832	171833	596829	919091	364799	312532	198010	0.32	0.32	0.46	0.65	0.48	Partially PESA				
Andhra Pradesh	542	Srikakulam	4802358	456144	324880	1677472	863876	680956	509296	0.16	0.16	0.58	0.82	0.49	Partially PESA		Yes		
Andhra Pradesh	543	Vizianagaram	1956286	201266	227903	827076	411995	192056	135456	0.22	0.22	0.54	0.76	0.49	Partially PESA	Yes	Yes	Yes	
Andhra Pradesh	552	Kurnool	3101968	602731	69701	1440271	836236	221320	159645	0.22	0.21	0.60	0.85	0.53	NO	Yes	Yes	Yes	
Andhra Pradesh	549	Prakasam	2977164	721574	136173	1325195	710819	225255	165299	0.29	0.29	0.57	0.80	0.54	NO				
Andhra Pradesh	545	East Godavari	4137280	822807	205231	1435892	848299	306237	236824	0.25	0.25	0.62	0.88	0.56	Partially PESA				
Andhra Pradesh	550	Sri Potti Sriramulu Nellore	2269313	577075	256729	871001	447518	214722	166108	0.37	0.37	0.57	0.80	0.58	NO				



State Name	Int District ID	Vch District Name	Int Tot_P	Int SC_P	Int ST_P	Int Main_Worke r_P	Int Main_AL_P	Int Marg_Worke r_P	Int Marg_AL_P	Int SCST_Inde x	Int SCST_Index_Norma lized	intA L_Inde x	intA L_Inde x_Norma lized	Int Aggr egat ed_Inde x	PESA	me dia n clas s	me dia n valu e	Sele ctio n	Division
Andhra Pradesh	547	Krishna	3052140	720598	106101	1266621	779643	234236	185019	0.27	0.27	0.64	0.91	0.59	NO				
Andhra Pradesh	548	Guntur	3311306	755211	192978	1557715	961229	219549	175667	0.29	0.28	0.64	0.90	0.59	NO				
Andhra Pradesh	546	West Godavari	3211218	724409	100627	1303267	851465	213294	164952	0.26	0.25	0.67	0.95	0.60	Partially PESA				
Karnataka	575	Dakshina Kannada	1379283	112699	69881	636942	23357	64371	4238	0.13	0.13	0.04	0.06	0.09	NO				
Karnataka	569	Udupi	980688	64663	45302	386030	43644	47279	16780	0.11	0.11	0.14	0.20	0.15	NO				
Karnataka	576	Kodagu	481837	65535	56535	231795	12291	17767	2570	0.25	0.25	0.06	0.08	0.17	NO				
Karnataka	572	Bangalore	1133616	233225	34777	477264	39732	59144	11333	0.24	0.23	0.10	0.13	0.18	NO				
Karnataka	563	Uttara Kannada	1085019	82322	28995	389578	78406	96261	33237	0.10	0.10	0.23	0.33	0.21	NO				
Karnataka	574	Hassan	1453696	302966	28893	646283	104669	137897	57629	0.23	0.23	0.21	0.29	0.26	NO				
Karnataka	573	Mandya	1512874	223775	17970	614766	142058	141103	66480	0.16	0.16	0.28	0.39	0.27	NO				
Karnataka	584	Ramanagara	833908	166840	19882	371567	74401	61460	25504	0.22	0.22	0.23	0.33	0.27	NO				
Karnataka	583	Bangalore Rural	749152	184400	45518	302952	56336	59200	24059	0.31	0.31	0.22	0.31	0.31	NO				
Karnataka	570	Chikmagalur	898453	218406	40142	398443	87526	74375	33100	0.29	0.29	0.26	0.36	0.32	NO				
Karnataka	555	Belgaum	3722999	462323	259913	1402231	443758	333053	177396	0.19	0.19	0.36	0.51	0.35	NO				
Karnataka	571	Tumkur	2096829	431417	180507	882581	215098	244428	130159	0.29	0.29	0.31	0.43	0.36	NO				

State Name	Int District ID	Vch District Name	Int Tot_P	Int SC_P	Int ST_P	Int Main_Worke r_P	Int Main_AL_P	Int Marg_Worke r_P	Int Marg_AL_P	Int SCST_Inde x	Int SCST_Index_Norma lized	intA L_Inde x	intA L_Inde x_Norma lized	Int Aggr egat ed_Inde x	PESA	me dia n clas s	me dia n valu e	Sele ctio n	Division
Karnatak a	562	Dharwad	797484	71387	50089	352687	145204	54533	33701	0.15	0.15	0.44	0.62	0.38	NO				
Karnatak a	577	Mysore	1896498	398445	269391	711998	199241	183081	98761	0.35	0.35	0.33	0.47	0.41	NO				
Karnatak a	568	Shimoga	1129026	225316	49963	449946	168803	104405	64023	0.24	0.24	0.42	0.59	0.42	NO	Yes	Yes	Yes	
Karnatak a	557	Bijapur	1675353	364088	31644	622769	250666	137791	86974	0.24	0.23	0.44	0.63	0.43	NO	Yes	Yes	Yes	
Karnatak a	581	Kolar	1085738	337253	72486	440757	136690	114799	58003	0.38	0.38	0.35	0.50	0.44	NO				
Karnatak a	556	Bagalkot	1334568	243675	82920	499708	205477	113841	75998	0.24	0.24	0.46	0.65	0.45	NO				
Karnatak a	564	Haveri	1255493	189278	127849	493384	216276	110633	77146	0.25	0.25	0.49	0.69	0.47	NO				
Karnatak a	561	Gadag	685261	127515	50637	294790	134744	51865	36052	0.26	0.26	0.49	0.70	0.48	NO				
Karnatak a	582	Chikkaballapura	989826	274508	139864	445190	149214	89094	51414	0.42	0.42	0.38	0.53	0.48	NO				
Karnatak a	560	Koppal	1174001	226190	154030	439345	175227	134948	90226	0.32	0.32	0.46	0.65	0.49	NO				
Karnatak a	566	Chitradurga	1347690	338081	267947	566208	190077	173643	100792	0.45	0.45	0.39	0.56	0.50	NO				
Karnatak a	567	Davanagere	1329542	317855	192285	517311	208126	128242	76252	0.38	0.38	0.44	0.62	0.50	NO				
Karnatak a	579	Gulbarga	1755460	496906	50500	624445	272831	192032	125636	0.31	0.31	0.49	0.69	0.50	NO				
Karnatak a	580	Yadgir	966570	243009	129391	374206	156172	98481	69094	0.39	0.39	0.48	0.67	0.53	NO				
Karnatak a	578	Chamarajanagar	845817	221650	96434	323531	148455	90862	58106	0.38	0.38	0.50	0.71	0.54	NO				

State Name	Int District ID	Vch District Name	Int Tot_P	Int SC_P	Int ST_P	Int Main_Worke r_P	Int Main_AL_P	Int Marg_Worke r_P	Int Marg_AL_P	Int SCST_Inde x	Int SCST_Index_Norma lized	intA L_Inde x	intA L_Inde x_Norma lized	Int Aggr egat ed_Inde x	PESA	me dia n clas s	me dia n valu e	Sele ctio n	Division
Karnatak a	558	Bidar	1289247	334208	215000	441185	190796	129440	78994	0.43	0.43	0.47	0.67	0.55	NO				
Karnatak a	565	Bellary	1574041	370826	340182	677115	291052	115406	76548	0.45	0.45	0.46	0.66	0.55	NO				
Karnatak a	559	Raichur	1471830	320985	336592	584856	256483	153181	110140	0.45	0.45	0.50	0.70	0.58	NO				
Goa	585	North Goa	671148	14245	54797	216504	4868	51863	8632	0.10	0.10	0.05	0.07	0.08	NO	Yes	Yes	Yes	
Goa	586	South Goa	385468	3248	81361	120109	4906	29944	6382	0.22	0.22	0.08	0.11	0.16	NO	Yes	Yes		
Lakshadw eep	587	Lakshadweep	64473	0	61120	10804	0	7949	0	0.95	0.96	0.00	0.00	0.48	NO	Yes	Yes	Yes	
Kerala	591	Kozhikode	2507565	176940	14136	591618	36062	175498	26160	0.08	0.07	0.08	0.11	0.09	NO				
Kerala	588	Kasaragod	1179861	50033	47937	335462	26382	84869	10446	0.08	0.08	0.09	0.12	0.10	NO				
Kerala	589	Kannur	2147551	70207	40377	588797	54148	116313	21873	0.05	0.05	0.11	0.15	0.10	NO				
Kerala	595	Ernakulam	2355174	226080	13231	745296	46631	154714	21107	0.10	0.10	0.08	0.11	0.10	NO				
Kerala	594	Thrissur	2579363	283140	8475	759417	52089	148775	18507	0.11	0.11	0.08	0.11	0.11	NO				
Kerala	597	Kottayam	1826202	144019	21534	557415	44137	125511	17930	0.09	0.09	0.09	0.13	0.11	NO				
Kerala	592	Malappuram	3751419	283596	22241	771024	78158	197885	34224	0.08	0.08	0.12	0.16	0.12	NO	Yes	Yes		
Kerala	598	Alappuzha	1789265	185404	5756	499909	37450	187995	30937	0.11	0.10	0.10	0.14	0.12	NO	Yes	Yes	Yes	
Kerala	601	Thiruvananthapuram	2349331	281972	22459	631612	50195	259837	36037	0.13	0.12	0.10	0.14	0.13	NO				
Kerala	600	Kollam	2202771	292613	9553	572314	54449	194636	34775	0.14	0.13	0.12	0.16	0.15	NO				

State Name	Int District ID	Vch District Name	Int Tot_P	Int SC_P	Int ST_P	Int Main_Worke r_P	Int Main_AL_P	Int Marg_Worke r_P	Int Marg_AL_P	Int SCST_Inde x	Int SCST_Index_Norma lized	intA L_Inde x	intA L_Inde x_Norma lized	Int Aggr egat ed_Inde x	PESA	me dia n clas s	me dia n valu e	Sele ctio n	Division
Kerala	599	Pathanamthitta	1077820	153064	7702	262908	33691	93007	19613	0.15	0.14	0.15	0.21	0.18	NO				
Kerala	593	Palakkad	2549356	377740	48552	795932	191631	155439	53145	0.17	0.16	0.26	0.36	0.26	NO				
Kerala	596	Idukki	1056929	143340	55243	400011	111410	98613	33080	0.19	0.18	0.29	0.41	0.30	NO				
Kerala	590	Wayanad	785840	30378	148215	253300	68262	74734	32225	0.23	0.22	0.31	0.43	0.33	NO				
Tamil Nadu	629	Kanniyakumari	665475	29010	4228	196769	21469	52599	9469	0.05	0.04	0.12	0.18	0.11	NO				
Tamil Nadu	633	Tiruppur	1419705	286690	3552	703183	183235	63779	24717	0.20	0.20	0.27	0.38	0.29	NO				
Tamil Nadu	625	Virudhunagar	1286746	315796	1345	589099	145703	76044	36557	0.25	0.24	0.27	0.39	0.32	NO				
Tamil Nadu	626	Ramanathapuram	1009270	213583	526	379292	99746	102929	49029	0.21	0.21	0.31	0.44	0.32	NO				
Tamil Nadu	631	Krishnagiri	1571168	230384	21402	636923	192399	125551	64362	0.16	0.16	0.34	0.48	0.32	NO				
Tamil Nadu	632	Coimbatore	1045940	215919	19806	491758	144641	53500	21317	0.23	0.22	0.30	0.43	0.33	NO				
Tamil Nadu	604	Kancheepuram	2223463	682609	31406	757417	149224	228323	102028	0.32	0.32	0.25	0.36	0.34	NO				
Tamil Nadu	605	Vellore	2601736	628066	67487	923072	239859	274694	130130	0.27	0.27	0.31	0.44	0.35	NO				
Tamil Nadu	628	Tirunelveli	1623667	351624	4098	713590	241115	108204	46280	0.22	0.22	0.35	0.49	0.36	NO				
Tamil Nadu	608	Salem	1959757	355427	112664	959431	333355	90293	47540	0.24	0.24	0.36	0.51	0.37	NO				
Tamil Nadu	602	Thiruvallur	1817899	534856	38494	609368	164357	200014	93700	0.32	0.31	0.32	0.45	0.38	NO				
Tamil Nadu	609	Namakkal	1150757	261641	55679	578972	191582	45197	22075	0.28	0.27	0.34	0.48	0.38	NO				

State Name	Int District ID	Vch District Name	Int Tot_P	Int SC_P	Int ST_P	Int Main_Worke r_P	Int Main_AL_P	Int Marg_Worke r_P	Int Marg_AL_P	Int SCST_Inde x	Int SCST_Index_Norma lized	intA L_Inde x	intA L_Inde x_Norma lized	Int Aggr egat ed_Inde x	PESA	me dia n clas s	me dia n valu e	Sele ctio n	Division
Tamil Nadu	622	Sivaganga	952792	188454	518	345073	117911	135495	72998	0.20	0.19	0.40	0.56	0.38	NO				
Tamil Nadu	627	Thoothukkudi	1127701	283776	2264	442168	148845	74954	37114	0.25	0.25	0.36	0.51	0.38	NO				
Tamil Nadu	630	Dharmapuri	1290530	213538	60609	573823	205220	88991	48182	0.21	0.21	0.38	0.54	0.38	NO				
Tamil Nadu	610	Erode	1164790	222022	20120	614163	243066	56525	31204	0.21	0.20	0.41	0.58	0.39	NO	Yes	yes	Yes	
Tamil Nadu	611	The Nilgiris	315029	92394	22852	153459	46377	13384	3760	0.37	0.37	0.30	0.43	0.40	NO			Yes	
Tamil Nadu	621	Pudukkottai	1367227	254667	869	561640	228177	111480	69177	0.19	0.18	0.44	0.62	0.40	NO				
Tamil Nadu	614	Tiruchirappalli	1516994	313814	14724	676932	289014	92598	53861	0.22	0.21	0.45	0.63	0.42	NO				
Tamil Nadu	623	Madurai	1497596	292690	5405	624565	263297	130276	77715	0.20	0.20	0.45	0.64	0.42	NO				
Tamil Nadu	613	Karur	690807	164029	288	354408	158340	25582	16206	0.24	0.24	0.46	0.65	0.44	NO				
Tamil Nadu	615	Perambalur	468060	150504	2156	218661	81524	40173	25498	0.33	0.33	0.41	0.58	0.46	NO				
Tamil Nadu	612	Dindigul	1459388	334103	4580	690206	335066	118791	71846	0.23	0.23	0.50	0.71	0.47	NO				
Tamil Nadu	616	Ariyalur	671100	163770	9946	247430	102649	81542	58266	0.26	0.26	0.49	0.69	0.47	NO				
Tamil Nadu	606	Tiruvannamalai	2039167	502058	87155	829343	338435	248053	168901	0.29	0.29	0.47	0.67	0.48	NO				
Tamil Nadu	620	Thanjavur	1667809	384291	1465	599139	300165	115697	81479	0.23	0.23	0.53	0.76	0.49	NO				
Tamil Nadu	607	Viluppuram	2960639	926782	71506	1111254	521695	409519	285365	0.34	0.34	0.53	0.75	0.54	NO				

State Name	Int District ID	Vch District Name	Int Tot_P	Int SC_P	Int ST_P	Int Main_Worker_P	Int Main_AL_P	Int Marg_Worker_P	Int Marg_AL_P	Int SCST_Index	Int SCST_Index_Normlized	intAL_Index	intAL_Index_Normlized	Int Aggregated_Index	PESA	media n clas s	media n valu e	Sele ctio n	Division
Tamil Nadu	617	Cuddalore	1905864	647924	10866	632016	295792	284725	198356	0.35	0.35	0.54	0.76	0.55	NO				
Tamil Nadu	624	Theni	575418	143589	1377	266647	167906	38382	28894	0.25	0.25	0.65	0.91	0.58	NO				
Tamil Nadu	618	Nagapattinam	1261288	460876	2214	388062	205734	160564	120172	0.37	0.37	0.59	0.84	0.60	NO				
Tamil Nadu	619	Thiruvarur	1006482	388740	939	336814	189268	114285	88557	0.39	0.39	0.62	0.87	0.63	NO				
Puducherry	637	Karaikal	113384	25578	0	31925	7542	7083	3995	0.23	0.22	0.30	0.42	0.32	NO	Yes	Yes		
Puducherry	635	Puducherry	386302	95481	0	123876	36407	21332	12471	0.25	0.24	0.34	0.48	0.36	NO	Yes	Yes	Yes	
Andaman & Nicobar Islands	639	North & Middle Andaman	105597	0	758	31038	873	7541	1042	0.01	0.00	0.05	0.07	0.04	NO		Yes		
Andaman & Nicobar Islands	640	South Andaman	130084	0	2615	44234	1620	8591	908	0.02	0.01	0.05	0.07	0.04	NO	Yes	Yes	Yes	
Andaman & Nicobar Islands	638	Nicobars	36842	0	23681	9651	103	7474	139	0.64	0.65	0.01	0.02	0.33	NO				
Chandigarh	44	Chandigarh	1055450	199086	0	385929	1396	18207	1396	0.19	0.19	0.00	0.00	0.10	No	Yes	Yes	Yes	
Telangana	536	Hyderabad	6762	968	311	760	6	115	1	0.19	0.19	0.01	0.01	0.10	NO				
Telangana	537	Rangareddy	2281786	409894	155515	872642	238552	170351	81438	0.25	0.25	0.31	0.43	0.34	NO				
Telangana	533	Nizamabad	2038392	332852	187305	895813	320546	174195	113959	0.26	0.25	0.41	0.57	0.41	NO				

State Name	Int District ID	Vch District Name	Int Tot_P	Int SC_P	Int ST_P	Int Main_Worke r_P	Int Main_AL_P	Int Marg_Worke r_P	Int Marg_AL_P	Int SCST_Inde x	Int SCST_Index_Norma lized	intA L_Inde x	intA L_Inde x_Norma lized	Int Aggr egate d_Inde x	PESA	me dia n clas s	me dia n valu e	Sele ctio n	Division
Telangana	535	Medak	2642575	498833	164112	1083123	415224	224936	147476	0.25	0.25	0.43	0.61	0.43	NO				
Telangana	534	Karimnagar	2996024	614676	94523	1329363	571258	254480	169300	0.24	0.23	0.47	0.66	0.45	NO	Yes	Yes		
Telangana	538	Mahbubnagar	3735025	682781	359385	1713622	753995	252665	166096	0.28	0.28	0.47	0.66	0.47	NO	Yes	Yes	Yes	
Telangana	532	Adilabad	2233188	416102	483236	917004	323578	228443	147947	0.40	0.40	0.41	0.58	0.49	Partially PESA			Yes	
Telangana	539	Nalgonda	3090378	586651	378798	1364882	685406	231942	167192	0.31	0.31	0.53	0.76	0.53	NO				
Telangana	540	Warangal	2844184	528451	512326	1234686	569874	239414	179017	0.37	0.37	0.51	0.72	0.54	Partially PESA				
Telangana	541	Khammam	2355462	398907	730212	1076191	652865	174872	131799	0.48	0.48	0.63	0.89	0.68	Partially PESA				

**Annexe 2 -01**  
**Study on the status of devolution in States and Union Territories-2015-16**  
**As on 30 November 2015**

(To be answered by the State Governments/ Union Territories)

(Revised as on 15 November 2015)

**SECTION – I**  
**REGISTRATION AND BASIC DETAILS**

**A. REGISTRATION PARTICULARS:**

1. Type of Federal Unit: \_\_\_\_\_ \_ (see code list)
2. Code of Federal Unit: \_\_\_\_\_ \_ (see code list)
3. Name of the Federal Unit: \_\_\_\_\_ \_ (see code list)
4. Name of Nodal Officer: \_\_\_\_\_
5. Designation : \_\_\_\_\_

**Contact details of Nodal Officer:**

6. Tel: ( \_\_\_\_\_ ) \_\_\_\_\_      7. Fax: ( \_\_\_\_\_ ) \_\_\_\_\_      8. Mobile: \_\_\_\_\_      9. Email : \_\_\_\_\_ @ \_\_\_\_\_
- STD Code    STD Code

7. Name of Technical Officer \_\_\_\_\_

8 Designation: \_\_\_\_\_

**Contact details of Technical Officer:**

9. Tel: ( \_\_\_\_\_ ) \_\_\_\_\_      10. Fax: ( \_\_\_\_\_ ) \_\_\_\_\_      11 Mobile: \_\_\_\_\_      12. Email : \_\_\_\_\_ @ \_\_\_\_\_
- STD Code    STD Code



## B. INSTRUCTIONS:

1. Use codes wherever applicable. Code list is provided separately in Annexure 1.
2. Please read the following notes as well as note (s) against each question.
3. All the sections need to be answered. Please write **-NA-** if not applicable.
4. Please enter a code, wherever code is sought. Please make multiple selections, if needed. Separating entries by commas
5. Please **tick (v)** the appropriate box against each question/ information sought, unless mentioned otherwise. If a box is not ticked or not filled, it will be treated as 'No' filled in that box.
6. If the question requests for number please enter the number. Amounts are in Rupees. If amount is sought in Lakhs of Rupees it will be stated explicitly.
7. Please add more rows if need arises and give explanatory notes/observations wherever required. List of acronyms given in Annexure 2.
8. When resources figures, expenditure, outputs etc. sought for all Panchayat in any one of the tiers please ensure that the number pertains to total number of Panchayats in the state. For ensuring coverage please indicate the number of panchayats in brackets.
9. For entries where furnish proof is sought, proof may be furnished as attachments.
10. If not otherwise specified enter status as on September 30, 2015.
11. The information sought in this exercise is for research and index making purpose only.

## C. DOCUMENTS SOUGHT:

Please upload the following documents and send the hard copy to Prof. P.V.Unnikrishnan, Room No 10, Malti And Jal A.D. Naoroji Campus, Tata Institute of Social Sciences, Deonar Farm Road, Mumbai, Maharashtra 400088. Please email soft copies of reports/ documents/ any other relevant material which is difficult to upload to [devolution.index@gmail.com](mailto:devolution.index@gmail.com) with intimation to pvunni31@gmail.com.

S No.	Documents	Name of the file uploaded <sup>1</sup>	Year of Publication/ Enactment/ Order	Language version uploaded	
				English	Indian Language
1.	Panchayat Act of the State (The original version of bare act)				
2.	Complete set of amendments on State Panchayat Act so far year wise				
3.	Full set of executive orders on transfer of functions				
4.	Full set of executive orders on transfer of functionaries				
5.	Full set of executive orders on creation of staff positions on				

<sup>1</sup> Details of Existing Documents Uploaded Shall be displayed.. Only remaining documents need be uploaded.

S No.	Documents	Name of the file uploaded <sup>1</sup>	Year of Publication/ Enactment/ Order	Language version uploaded	
				English	Indian Language
	regular or contract basis				
6.	Panchayat Raj Rules <sup>2</sup>				
7.	Complete set of amendments on state rules so far in various years				
8.	Orders/Guidelines /Circulars issued on Centrally Sponsored Schemes implemented through PRIs				
9.	Orders/Guidelines /Circulars issued on State Sponsored Schemes implemented through PRIs				
10.	Enactment/notification on SEC				
11.	Amendments on SEC				
12.	Enactment/notification on SFC				
13.	Amendments on SFC				
14.	Reports of SFC				
15.	ATRs on reports of SFC				
16.	Office orders on the ATRs				
17.	Notifications on disbursal of CFC grants				
18.	Act on DPC				
19.	Amendments on DPC Act				
20.	State Guidelines on DPC				
21.	Circulars on DPC				
22.	Annual Report on Panchayats for the year 2012-2013				
23.	Annual Report on Panchayats for the year 2013-2014				

<sup>2</sup> On different aspects of panchayat functioning covering panchayat committee, standing committees , gram sabha, elections, transfer of functions, functionaries, panchayat service, panchayat engineering service, transfer of local institutions, transfer of funds, plan preparation, plan implementation, budgeting,maintenance of accounts, audit of accounts, aspects of transparency and accountability, service delivery etc.

S No.	Documents	Name of the file uploaded <sup>1</sup>	Year of Publication/ Enactment/ Order	Language version uploaded	
				English	Indian Language
24.	Annual Report on Panchayats for the year 2014-2015				
25.	Compilation of Acts/Amendments/ Rules				
26.	Social Audit Orders and Rules				
27.	RTI guidelines				
28.	Rules for conduct of Gram Sabha				
29.	Guidelines/Orders/Circulars on GPDP preparation and implementation				
30.	Others (Specify)				

#### D.BASIC DETAILS OF PANCHAYATS

S No.	Theme	Gram Panchayat	Block Panchayat	District Panchayat
1.	Please write here the name of each level of panchayat as mentioned in State Act <sup>3</sup>			
2.	Number of panchayats at each level <sup>4</sup>			
3.	Average population of the Panchayat (based on 2011 Census of India figures) for each tier <sup>5</sup>			

<sup>3</sup> The details of the name of each level of panchayat shall be displayed based on entries made during the last year. Correct this only if it needs to be changed. Record reason why a change is made.. Otherwise select the option **retain old data**.

<sup>4</sup> The value for the current year shall be updated if there is a change in number of local governments during the year. Otherwise select the option **retain old data**.

<sup>5</sup> The value provided here is calculated using the total population of rural local governments from Census 2011 divided by the number of local governments in each level as provided by the state.

S No.	Theme	Gram Panchayat	Block Panchayat	District Panchayat
4.	Indicate number of Panchayats across years <sup>6</sup> 2010-11 2011-12` 2012-13 2013-14 2014-15 2015-16(till now)			
5.	Number of panchayats with buildings (2013) Number of panchayats with buildings (2014) Number of panchayats with buildings (2015) <sup>7</sup>			
6.	Number of panchayats with computers (2013) Number of panchayats with computers (2014) Number of panchayats with computers (2015) <sup>8</sup>			
7.	Number of panchayats with telephone connection (2013) Number of panchayats with telephone connection (2014) Number of panchayats with telephone connection (2015) <sup>9</sup>			
8.	Number of panchayats with internet connection (2013) Number of panchayats with internet connection (2014) Number of panchayats with internet connection (2015) <sup>10</sup>			

<sup>6</sup> The value for 2015-16 alone needs to be entered newly. All other values are displayed based on entries made during the last year. Correct this only if it needs to be changed. Record reason why a change is made. Otherwise select the option **retain old data**.

<sup>7</sup> The value for the current year shall be updated if there is a change in number of local governments during the year. Otherwise select the option **retain old data**. Indicate basis of the data and when the data was compiled.

<sup>8</sup> The value for the current year shall be updated if there is a change in number of local governments during the year. Otherwise select the option **retain old data**. Indicate basis of the data and when the data was compiled.

<sup>9</sup> The value for the current year shall be updated if there is a change in number of local governments during the year. Otherwise select the option **retain old data**. Indicate basis of the data and when the data was compiled.

<sup>10</sup> The value for the current year shall be updated if there is a change in number of local governments during the year. Otherwise select the option **retain old data**. Indicate basis of the data and when the data was compiled.

S No.	Theme	Gram Panchayat	Block Panchayat	District Panchayat
9.	Number of panchayats with websites (2013) Number of panchayats with websites (2014) Number of panchayats with websites (2015) <sup>11</sup>			
10.	Number of panchayats with photocopier (2013) Number of panchayats with photocopier (2014) Number of panchayats with photocopier (2015) <sup>12</sup>			
11.	Number of panchayats with permanent bill boards (2013) Number of panchayats with permanent bill boards (2014) Number of panchayats with permanent bill boards (2015) <sup>13</sup>			
12.	Number of panchayats with front offices/reception (2013) Number of panchayats with front offices/reception (2014) Number of panchayats with front offices/reception (2015) <sup>14</sup>			
13.	Number of panchayats with regular meeting of panchayat committees as reflected in guidelines (2013) Number of panchayats with regular meeting of panchayat committees as reflected in guidelines (2014) Number of panchayats with regular meeting of panchayat committees as reflected in guidelines (2015) <sup>15</sup>			
14.	Number of panchayats with regular meeting of Standing committees/ sub committees as reflected in guidelines (2013) Number of panchayats with regular meeting of Standing committees/ sub committees as reflected in guidelines (2014) Number of panchayats with regular meeting of Standing committees/ sub committees as reflected in guidelines (2015) <sup>16</sup>			

<sup>11</sup> Indicate basis of the data and when the data was compiled

<sup>12</sup> Indicate basis of the data and when the data was compiled

<sup>13</sup> Indicate basis of the data and when the data was compiled

<sup>14</sup> Indicate basis of the data and when the data was compiled

<sup>15</sup> Indicate basis of the data and when the data was compiled

<sup>16</sup> Indicate basis of the data and when the data was compiled

S No.	Theme	Gram Panchayat	Block Panchayat	District Panchayat
15.	Number of panchayats with systems for upkeep of minutes of Gramasabhas as reflected in guidelines issued (2013) Number of panchayats with systems for upkeep of minutes of Gramasabhas as reflected in guidelines issued (2014) Number of panchayats with systems for upkeep of minutes of Gramasabhas as reflected in guidelines issued (2015) <sup>17</sup>			
16.	Number of panchayats with systems for upkeep of beneficiary particulars as reflected in guidelines issued (2013) Number of panchayats with systems for upkeep of beneficiary particulars as reflected in guidelines issued (2014) Number of panchayats with systems for upkeep of beneficiary particulars as reflected in guidelines issued (2015) <sup>18</sup>			
17.	Number of panchayats with systems for maintaining minutes of panchayat committee as reflected in guidelines issued (2013) Number of panchayats with systems for maintaining minutes of panchayat committee as reflected in guidelines issued (2014) Number of panchayats with systems for maintaining minutes of panchayat committee as reflected in guidelines issued (2015) <sup>19</sup>			
18.	Number of panchayats with systems for recording assets as reflected in guidelines issued (2013) Number of panchayats with systems for recording assets as reflected in guidelines issued (2014) Number of panchayats with systems for recording assets as reflected in guidelines issued (2015) <sup>20</sup>			
19.	Number of panchayats with systems for grievance redressal as reflected in guidelines for grievance redressal (2013) Number of panchayats with systems for grievance redressal as reflected in guidelines for grievance redressal (2014) Number of panchayats with systems for grievance redressal as reflected in guidelines for grievance redressal (2015) <sup>21</sup>			

<sup>17</sup> Indicate basis of the data and when the data was compiled

<sup>18</sup> Indicate basis of the data and when the data was compiled

<sup>19</sup> Indicate basis of the data and when the data was compiled

<sup>20</sup> Indicate basis of the data and when the data was compiled

S No.	Theme	Gram Panchayat	Block Panchayat	District Panchayat
20.	Number of panchayats with systems for citizen's charter as reflected in guidelines issued (2013) Number of panchayats with systems for citizen's charter as reflected in guidelines issued (2014) Number of panchayats with systems for citizen's charter as reflected in guidelines issued (2015) <sup>22</sup>			
21.	Number of panchayats having electronic record keeping system (2013) Number of panchayats having electronic record keeping system (2014) Number of panchayats having electronic record keeping system (2015) <sup>23</sup>			
22.	Number of panchayats having computerised accounting (2013) Number of panchayats having computerised accounting (2014) Number of panchayats having computerised accounting (2015) <sup>24</sup>			
23.	Number of panchayats having permanent beneficiary list repository (2013) Number of panchayats having permanent beneficiary list repository (2014) Number of panchayats having permanent beneficiary list repository (2015) <sup>25</sup>			
24.	Number of panchayats where annual reports are available in the public domain, specify URL (2013) Number of panchayats where annual reports are available in the public domain, specify URL (2014) Number of panchayats where annual reports are available in the public domain, specify URL (2015) <sup>26</sup>			
25.	Number of panchayats where annual accounts are available in the public domain, specify URL (2013) Number of panchayats where annual accounts are available in the public domain, specify URL (2014) Number of panchayats where annual accounts are available in the public domain, specify URL (2015) <sup>27</sup>			

<sup>21</sup> Indicate basis of the data and when the data was compiled

<sup>22</sup> Indicate basis of the data and when the data was compiled

<sup>23</sup> Indicate basis of the data and when the data was compiled

<sup>24</sup> Indicate basis of the data and when the data was compiled

<sup>25</sup> Indicate basis of the data and when the data was compiled

<sup>26</sup> Indicate basis of the data and when the data was compiled

<sup>27</sup> Indicate basis of the data and when the data was compiled

**SECTION II  
TRANSFER OF FUNCTIONS**

**E. FUNCTIONS ASSIGNED TO PANCHAYATS AND ACTUAL INVOLVEMENT OF PANCHAYATS**

**1. General particulars of transfer of functions covering core functions, welfare functions and development functions but excluding aspects of revenue collection.**

Please tick the appropriate box, if answer is “Yes”, fill the other boxes as per details sought. .If multiple items appearing in a row have different status this may be specifically stated.

S.No.	Functions	Delegated by Legislature <sup>1</sup>	Executive Order Issued with date <sup>2</sup>	Has the Executive Order been operationalised <sup>3</sup> (Details to be furnished with proof)	Has there been a change in allied acts of the state to facilitate transfer of functions and effective functioning of PRIs in development functions. (Details to be furnished with proof) <sup>4</sup>
<b>Functions listed in the eleventh schedule</b>					
1	Agriculture, including agricultural extension.				
2	Land improvement, implementation of land reforms, land consolidation and soil conservation.				
3	Minor irrigation, water management and watershed development.				
4	Animal husbandry, dairying and poultry.				
5	Fisheries.				
6	Social forestry and farm forestry.				
7	Minor forest produce.				

<sup>1</sup> Details of the delegations of the functions by legislature may be specified by the relevant act and year and the relevant amendments during the subsequent years pertaining to the said subject. Section of the act or schedule need be specified.

<sup>2</sup> Details of the executive orders issued may be specified and copies uploaded. No. and date of order needs to be specified.

<sup>3</sup> Details of implementation of the executive orders may be recorded with proof. Data from which operationalized may be specified.

<sup>4</sup> Details of name of act amended, extract of the allied act amended and details of amendment may be recorded.



<b>S.No.</b>	<b>Functions</b>	<b>Delegated by Legislature<sup>1</sup></b>	<b>Executive Order Issued with date<sup>2</sup></b>	<b>Has the Executive Order been operationalised<sup>3</sup></b> (Details to be furnished with proof)	<b>Has there been a change in allied acts of the state to facilitate transfer of functions and effective functioning of PRIs in development functions. (Details to be furnished with proof)<sup>4</sup></b>
8	Small-scale industries, including food-processing industries.				
9	Khadi, village and cottage industries.				
10	Rural housing.				
11	Drinking water.				
12	Fuel and fodder.				
13	Roads, culverts, bridges, ferries, waterways and other means of communication.				
14	Rural electrification, including distribution of electricity.				
15	Non-conventional energy sources.				
16	Poverty alleviation programme.				
17	Education, including primary and secondary schools.				
18	Technical training and vocational education.				
19	Adult and non-formal education.				
20	Libraries.				
21	Cultural activities.				
22	Markets and fairs.				
23	Health and sanitation, including hospitals, primary health centres and dispensaries.				

S.No.	Functions	Delegated by Legislature <sup>1</sup>	Executive Order Issued with date <sup>2</sup>	Has the Executive Order been operationalised <sup>3</sup> (Details to be furnished with proof)	Has there been a change in allied acts of the state to facilitate transfer of functions and effective functioning of PRIs in development functions. (Details to be furnished with proof) <sup>4</sup>
24	Family welfare.				
25	Women and child development.				
26	Social welfare, including welfare of the handicapped and mentally retarded.				
27	Welfare of the weaker sections, and in particular, of the Scheduled Castes and the Scheduled Tribes.				
28	Public distribution system.				
29	Maintenance of community assets.				
<b>Functions outside the eleventh schedule</b>					
1	Regulation of land use and construction of buildings				
2	Planning and social development				
3	Public health sanitation conservancy and solid waste management				
4	Fire services				
3	Safeguarding the interest of weaker sections of society including the handicapped and mentally retarded				
4	Provision of amenities and facilities like parks, gardens and play grounds				
5	Burials and burial grounds, cremations and cremation grounds				
6	Cattle pounds, prevention of cruelty to animals				
7	Vital statistics including registration of births and deaths				

S.No.	Functions	Delegated by Legislature <sup>1</sup>	Executive Order Issued with date <sup>2</sup>	Has the Executive Order been operationalised <sup>3</sup> (Details to be furnished with proof)	Has there been a change in allied acts of the state to facilitate transfer of functions and effective functioning of PRIs in development functions. (Details to be furnished with proof) <sup>4</sup>
8	Public amenities including street lighting, parking lots ,bus stops and public conveniences				
9	Slum improvement and upgradation				

## 2. New Changes

- Any new function delegated by act amendment in 2013-14, 2014-15 and 2015-16 (till now) Furnish proof
- Any new function delegated by executive order in 2013-14, 2014-15 and 2015-16 (till now) Furnish proof

## 3. Detailing of transfer of functions – Gram Panchayat

S.No.	Functions	Detailing of transfer of functions (list from code list of typical activities) (furnish details) <sup>5</sup>	Role distinction with the department in the function <sup>6</sup>		Overlap		Code of functionaries transferred <sup>7</sup>	Number of functionaries transferred <sup>8</sup>	Total number of functionaries for the code in the state (furnish details)	Number of local institutions transferred to Local Governments with code <sup>9</sup>	Quantum of funds transferred (in lakhs) along with the functions (furnish details)	Quantum of the funds spend by the Department for the function currently (in Lakhs)	Quantum of untied funds budgeted provided for the function in lakhs currently (furnish details)
			GP	Department	GP	Department							
<b>Functions listed in the eleventh schedule</b>													

<sup>5</sup> The listing of activities from the master here should be accompanied by proof of detailing of the transfer based on the act or Executive orders. The copy of the relevant extract should be updated.

<sup>6</sup> Indicate for the function what is the role envisaged at the PRI and what is the role at the department. Specifically indicate details of administrative , technical and financial sanction if any required for PRI programmes involving the functional domain.

<sup>7</sup> List from code list of typical functionaries. (furnish details) If multiple codes , separate the codes with comma.

<sup>8</sup> List from code list of typical functionaries. (furnish details) If multiple codes are there in previous column, respective number may be indicated with comas.

<sup>9</sup> Furnish details. If multiple institutions exist separate the institution code and number with semicolon.

S.No.	Functions	Detailing of transfer of functions (list from code list of typical activities) (furnish details) <sup>5</sup>	Role distinction with the department in the function <sup>6</sup>		Overlap		Code of functions transferred <sup>7</sup>	Number of functionaries transferred <sup>8</sup>	Total number of functionaries for the code in the state (furnish details)	Number of local institutions transferred to Local Governments with code <sup>9</sup>	Quantum of funds transferred (in lakhs) along with the functions (furnish details)	Quantum of the funds spend by the Department for the function currently (in Lakhs)	Quantum of untied funds budgeted provided for the function in lakhs currently (furnish details)
			GP	Department	GP	Department							
1	Agriculture, including agricultural extension.												
2	Land improvement, implementation of land reforms, land consolidation and soil conservation.												
3	Minor irrigation, water management and watershed development.												
4	Animal husbandry, dairying and poultry.												
5	Fisheries.												
6	Social forestry and farm forestry.												
7	Minor forest produce.												
8	Small scale industries, including food processing industries.												
9	Khadi, village and cottage industries.												
10	Rural housing.												
11	Drinking water.												

S.No.	Functions	Detailing of transfer of functions (list from code list of typical activities) (furnish details) <sup>5</sup>	Role distinction with the department in the function <sup>6</sup>		Overlap		Code of functions transferred <sup>7</sup>	Number of functionaries transferred <sup>8</sup>	Total number of functionaries for the code in the state (furnish details)	Number of local institutions transferred to Local Governments with code <sup>9</sup>	Quantum of funds transferred (in lakhs) along with the functions (furnish details)	Quantum of the funds spend by the Department for the function currently (in Lakhs)	Quantum of untied funds budgeted provided for the function in lakhs currently (furnish details)
			GP	Department	GP	Department							
12	Fuel and fodder.												
13	Roads, culverts, bridges, ferries, waterways and other means of communication.												
14	Rural electrification, including distribution of electricity.												
15	Non-conventional energy sources.												
16	Poverty alleviation programme.												
17	Education, including primary and secondary schools.												
18	Technical training and vocational education.												
19	Adult and non-formal education.												
20	Libraries.												
21	Cultural activities.												
22	Markets and fairs.												

S.No.	Functions	Detailing of transfer of functions (list from code list of typical activities) (furnish details) <sup>5</sup>	Role distinction with the department in the function <sup>6</sup>		Overlap		Code of functions transferred <sup>7</sup>	Number of functionaries transferred <sup>8</sup>	Total number of functionaries for the code in the state (furnish details)	Number of local institutions transferred to Local Governments with code <sup>9</sup>	Quantum of funds transferred (in lakhs) along with the functions (furnish details)	Quantum of the funds spend by the Department for the function currently (in Lakhs)	Quantum of untied funds budgeted provided for the function in lakhs currently (furnish details)
			GP	Department	GP	Department							
23	Health and sanitation, including hospitals, primary health centres and dispensaries.												
24	Family welfare.												
25	Women and child development.												
26	Social welfare, including welfare of the handicapped and mentally retarded.												
27	Welfare of the weaker sections, and in particular, of the Scheduled Castes and the Scheduled Tribes.												
28	Public distribution system.												
29	Maintenance of community assets.												
<b>Functions outside the eleventh schedule</b>													
1	Regulation of land use and construction of buildings												

S.No.	Functions	Detailing of transfer of functions (list from code list of typical activities) (furnish details) <sup>5</sup>	Role distinction with the department in the function <sup>6</sup>		Overlap		Code of functions transferred <sup>7</sup>	Number of functionaries transferred <sup>8</sup>	Total number of functionaries for the code in the state (furnish details)	Number of local institutions transferred to Local Governments with code <sup>9</sup>	Quantum of funds transferred (in lakhs) along with the functions (furnish details)	Quantum of the funds spend by the Department for the function currently (in Lakhs)	Quantum of untied funds budgeted provided for the function in lakhs currently (furnish details)
			GP	Department	GP	Department							
2	Planning and social development												
3	Public health sanitation conservancy and solid waste management												
4	Provision of amenities and facilities like parks, gardens and play grounds												
5	Burials and burial grounds, cremations and cremation grounds												
6	Cattle pounds, prevention of cruelty to animals												
7	Vital statistics including registration of births and deaths												
8	Public amenities including street lighting, parking lots, bus stops and public conveniences												
9	Slum improvement and upgradation												

#### 4. Detailing of transfer of functions – Block Panchayat

S.No.	Functions	Detailing of transfer of functions (list from code list of typical activities) (furnish details) <sup>10</sup>	Role distinction with the department in the function <sup>11</sup>		Overlap		Code of functionaries transferred <sup>12</sup>	Number of functionaries transferred <sup>13</sup>	Total number of functionaries for the code in the state (furnish details)	Number of local institutions transferred to Local Governments with code <sup>14</sup>	Quantum of funds transferred (in lakhs) along with the functions (furnish details)	Quantum of the funds spend by the Department for the function currently (in Lakhs)	Quantum of untied funds budgeted provided for the function in lakhs currently (furnish details)
			BP	Department	BP	Department							
<b>Functions listed in the eleventh schedule</b>													
1	Agriculture, including agricultural extension.												
2	Land improvement, implementation of land reforms, land consolidation and soil conservation.												
3	Minor irrigation, water management and watershed development.												

<sup>10</sup> The listing of activities from the master here should be accompanied by proof of detailing of the transfer based on the act or Executive orders. The copy of the relevant extract should be updated.

<sup>11</sup> Indicate for the function what is the role envisaged at the PRI and what is the role at the department. Specifically indicate details of administrative, technical and financial sanction if any required for PRI programmes involving the functional domain.

<sup>12</sup> List from code list of typical functionaries. (furnish details) If multiple codes, separate the codes with comma.

<sup>13</sup> List from code list of typical functionaries. (furnish details) If multiple codes are there in previous column, respective number may be indicated with commas.

<sup>14</sup> Furnish details. If multiple institutions exist separate the institution code and number with semicolon.



S.No.	Functions	Detailing of transfer of functions (list from code list of typical activities) (furnish details) <sup>40</sup>	Role distinction with the department in the function <sup>11</sup>		Overlap		Code of functionaries transferred <sup>12</sup>	Number of functionaries transferred <sup>13</sup>	Total number of functionaries for the code in the state (furnish details)	Number of local institutions transferred to Local Governments with code <sup>14</sup>	Quantum of funds transferred (in lakhs) along with the functions (furnish details)	Quantum of the funds spend by the Department for the function currently (in Lakhs)	Quantum of untied funds budgeted provided for the function in lakhs currently (furnish details)
			BP	Department	BP	Department							
4	Animal husbandry, dairying and poultry.												
5	Fisheries.												
6	Social forestry and farm forestry.												
7	Minor forest produce.												
8	Small scale industries, including food processing industries.												
9	Khadi, village and cottage industries.												
10	Rural housing.												
11	Drinking water.												
12	Fuel and fodder.												
13	Roads, culverts, bridges, ferries, waterways and other means of communication.												
14	Rural electrification, including distribution of electricity.												
15	Non-conventional energy sources.												

S.No.	Functions	Detailing of transfer of functions (list from code list of typical activities) (furnish details) <sup>49</sup>	Role distinction with the department in the function <sup>11</sup>		Overlap		Code of functions transferred <sup>12</sup>	Number of functionaries transferred <sup>13</sup>	Total number of functionaries for the code in the state (furnish details)	Number of local institutions transferred to Local Governments with code <sup>14</sup>	Quantum of funds transferred (in lakhs) along with the functions (furnish details)	Quantum of the funds spend by the Department for the function currently (in Lakhs)	Quantum of untied funds budgeted provided for the function in lakhs currently (furnish details)
			BP	Department	BP	Department							
16	Poverty alleviation programme.												
17	Education, including primary and secondary schools.												
18	Technical training and vocational education.												
19	Adult and non-formal education.												
20	Libraries.												
21	Cultural activities.												
22	Markets and fairs.												
23	Health and sanitation, including hospitals, primary health centres and dispensaries.												
24	Family welfare.												
25	Women and child development.												
26	Social welfare, including welfare of the handicapped and mentally retarded.												

S.No.	Functions	Detailing of transfer of functions (list from code list of typical activities) (furnish details) <sup>40</sup>	Role distinction with the department in the function <sup>11</sup>		Overlap		Code of functionaries transferred <sup>12</sup>	Number of functionaries transferred <sup>13</sup>	Total number of functionaries for the code in the state (furnish details)	Number of local institutions transferred to Local Governments with code <sup>14</sup>	Quantum of funds transferred (in lakhs) along with the functions (furnish details)	Quantum of the funds spend by the Department for the function currently (in Lakhs)	Quantum of untied funds budgeted provided for the function in lakhs currently (furnish details)
			BP	Department	BP	Department							
27	Welfare of the weaker sections, and in particular, of the Scheduled Castes and the Scheduled Tribes.												
28	Public distribution system.												
29	Maintenance of community assets.												
<b>Functions outside the eleventh schedule</b>													
1	Regulation of land use and construction of buildings												
2	Planning and social development												
3	Public health sanitation conservancy and solid waste management												
4	Provision of amenities and facilities like parks, gardens and play grounds												
5	Burials and burial grounds, cremations and cremation grounds												

S.No.	Functions	Detailing of transfer of functions (list from code list of typical activities) (furnish details) <sup>40</sup>	Role distinction with the department in the function <sup>11</sup>		Overlap		Code of functionaries transferred <sup>12</sup>	Number of functionaries transferred <sup>13</sup>	Total number of functionaries for the code in the state (furnish details)	Number of local institutions transferred to Local Governments with code <sup>14</sup>	Quantum of funds transferred (in lakhs) along with the functions (furnish details)	Quantum of the funds spend by the Department for the function currently (in Lakhs)	Quantum of untied funds budgeted provided for the function in lakhs currently (furnish details)
			BP	Department	BP	Department							
6	Cattle pounds, prevention of cruelty to animals												
7	Vital statistics including registration of births and deaths												
8	Public amenities including street lighting, parking lots, bus stops and public conveniences												
9	Slum improvement and upgradation												

### 5. Detailing of transfer of functions – District Panchayat

S.No.	Functions	Detailing of transfer of functions (list from code list of typical activities) (furnish details) <sup>15</sup>	Role distinction with the department in the function <sup>16</sup>		Overlap		Code of functions transferred <sup>17</sup>	Number of functionaries transferred <sup>18</sup>	Total number of functionaries for the code in the state (furnish details)	Number of local institutions transferred to Local Governments with code <sup>19</sup>	Quantum of funds transferred (in lakhs) along with the functions (furnish details)	Quantum of the funds spend by the Department for the function currently (in Lakhs)	Quantum of untied funds budgeted provided for the function in lakhs currently (furnish details)
			DP	Department	DP	Department							
<b>Functions listed in the eleventh schedule</b>													
1	Agriculture, including agricultural extension.												
2	Land improvement, implementation of land reforms, land consolidation and soil conservation.												
3	Minor irrigation, water management and watershed development.												
4	Animal husbandry, dairying and poultry.												
5	Fisheries.												

<sup>15</sup> The listing of activities from the master here should be accompanied by proof of detailing of the transfer based on the act or Executive orders. The copy of the relevant extract should be updated.

<sup>16</sup> Indicate for the function what is the role envisaged at the PRI and what is the role at the department. Specifically indicate details of administrative, technical and financial sanction if any required for PRI programmes involving the functional domain.

<sup>17</sup> List from code list of typical functionaries. (furnish details) If multiple codes, separate the codes with comma.

<sup>18</sup> List from code list of typical functionaries. (furnish details) If multiple codes are there in previous column, respective number may be indicated with commas.

<sup>19</sup> Furnish details. If multiple institutions exist separate the institution code and number with semicolon.

S.No.	Functions	Detailing of transfer of functions (list from code list of typical activities) (furnish details) <sup>45</sup>	Role distinction with the department in the function <sup>16</sup>		Overlap		Code of functionaries transferred <sup>17</sup>	Number of functionaries transferred <sup>18</sup>	Total number of functionaries for the code in the state (furnish details)	Number of local institutions transferred to Local Governments with code <sup>19</sup>	Quantum of funds transferred (in lakhs) along with the functions (furnish details)	Quantum of the funds spend by the Department for the function currently (in Lakhs)	Quantum of untied funds budgeted provided for the function in lakhs currently (furnish details)
			DP	Department	DP	Department							
6	Social forestry and farm forestry.												
7	Minor forest produce.												
8	Small scale industries, including food processing industries.												
9	Khadi, village and cottage industries.												
10	Rural housing.												
11	Drinking water.												
12	Fuel and fodder.												
13	Roads, culverts, bridges, ferries, waterways and other means of communication.												
14	Rural electrification, including distribution of electricity.												
15	Non-conventional energy sources.												
16	Poverty alleviation programme.												
17	Education, including primary and secondary schools.												

S.No.	Functions	Detailing of transfer of functions (list from code list of typical activities) (furnish details) <sup>45</sup>	Role distinction with the department in the function <sup>16</sup>		Overlap		Code of functionaries transferred <sup>17</sup>	Number of functionaries transferred <sup>18</sup>	Total number of functionaries for the code in the state (furnish details)	Number of local institutions transferred to Local Governments with code <sup>19</sup>	Quantum of funds transferred (in lakhs) along with the functions (furnish details)	Quantum of the funds spend by the Department for the function currently (in Lakhs)	Quantum of untied funds budgeted provided for the function in lakhs currently (furnish details)
			DP	Department	DP	Department							
18	Technical training and vocational education.												
19	Adult and non-formal education.												
20	Libraries.												
21	Cultural activities.												
22	Markets and fairs.												
23	Health and sanitation, including hospitals, primary health centres and dispensaries.												
24	Family welfare.												
25	Women and child development.												
26	Social welfare, including welfare of the handicapped and mentally retarded.												
27	Welfare of the weaker sections, and in particular, of the Scheduled Castes and the Scheduled Tribes.												

S.No.	Functions	Detailing of transfer of functions (list from code list of typical activities) (furnish details) <sup>45</sup>	Role distinction with the department in the function <sup>16</sup>		Overlap		Code of functionaries transferred <sup>17</sup>	Number of functionaries transferred <sup>18</sup>	Total number of functionaries for the code in the state (furnish details)	Number of local institutions transferred to Local Governments with code <sup>19</sup>	Quantum of funds transferred (in lakhs) along with the functions (furnish details)	Quantum of the funds spend by the Department for the function currently (in Lakhs)	Quantum of untied funds budgeted provided for the function in lakhs currently (furnish details)
			DP	Department	DP	Department							
28	Public distribution system.												
29	Maintenance of community assets.												
<b>Functions outside the eleventh schedule</b>													
1	Regulation of land use and construction of buildings												
2	Planning and social development												
3	Public health sanitation conservancy and solid waste management												
4	Provision of amenities and facilities like parks, gardens and play grounds												
5	Burials and burial grounds, cremations and cremation grounds												
6	Cattle pounds, prevention of cruelty to animals												
7	Vital statistics including registration of births and deaths												



S.No.	Functions	Detailing of transfer of functions (list from code list of typical activities) (furnish details) <sup>45</sup>	Role distinction with the department in the function <sup>16</sup>		Overlap		Code of functionaries transferred <sup>17</sup>	Number of functionaries transferred <sup>18</sup>	Total number of functionaries for the code in the state (furnish details)	Number of local institutions transferred to Local Governments with code <sup>19</sup>	Quantum of funds transferred (in lakhs) along with the functions (furnish details)	Quantum of the funds spend by the Department for the function currently (in Lakhs)	Quantum of untied funds budgeted provided for the function in lakhs currently (furnish details)
			DP	Department	DP	Department							
8	Public amenities including street lighting, parking lots, bus stops and public conveniences												
9	Slum improvement and upgradation												

## 6. Role distinction and overlap across tiers

SI No	Functions	Activity (as per code list)	Role distinction across tiers <sup>20</sup>						Overlaps						Functionaries undertaking the activity (as per code list)			Quantum of funds spent for each activity			Are approvals required from higher tiers on technical aspects			Are approvals required from higher tiers on expenditure aspects						
			1		2		3		1		2		3		GP	BP	DP	GP	BP	DP	GP	BP	DP	GP	BP	DP				
			GP	BP	DP	BP	DP	GP	GP	BP	DP	BP	DP	GP																
<b>Functions listed in the eleventh schedule</b>																														
1	Agriculture, including agricultural extension.																													
2	Land improvement, implementation of land																													

<sup>20</sup> If different activities have different roles specify them also separately.

Sl No	Functions	Activity (as per code list)	Role distinction across tiers <sup>20</sup>						Overlaps						Functionaries undertaking the activity (as per code list)			Quantum of funds spent for each activity			Are approvals required from higher tiers on technical aspects			Are approvals required from higher tiers on expenditure aspects			
			1		2		3		1		2		3		GP	BP	DP	GP	BP	DP	GP	BP	DP	GP	BP	DP	
			GP	BP	DP	BP	DP	GP	GP	BP	DP	BP	DP	GP													
	reforms, land consolidation and soil conservation.																										
3	Minor irrigation, water management and watershed development.																										
4	Animal husbandry, dairying and poultry.																										
5	Fisheries.																										
6	Social forestry and farm forestry.																										
7	Minor forest produce.																										
8	Small scale industries, including food processing industries.																										
9	Khadi, village and cottage industries.																										
10	Rural housing.																										
11	Drinking water.																										
12	Fuel and fodder.																										
13	Roads, culverts, bridges, ferries, waterways and other means of communication.																										

Sl No	Functions	Activity (as per code list)	Role distinction across tiers <sup>20</sup>						Overlaps						Functionaries undertaking the activity (as per code list)			Quantum of funds spent for each activity			Are approvals required from higher tiers on technical aspects			Are approvals required from higher tiers on expenditure aspects		
			1		2		3		1		2		3		GP	BP	DP	GP	BP	DP	GP	BP	DP	GP	BP	DP
			GP	BP	DP	BP	DP	GP	GP	BP	DP	BP	DP	GP												
14	Rural electrification, including distribution of electricity.																									
15	Non-conventional energy sources.																									
16	Poverty alleviation programme.																									
17	Education, including primary and secondary schools.																									
18	Technical training and vocational education.																									
19	Adult and non-formal education.																									
20	Libraries.																									
21	Cultural activities.																									
22	Markets and fairs.																									
23	Health and sanitation, including hospitals, primary health centres and dispensaries.																									
24	Family welfare.																									
25	Women and child development.																									

Sl No	Functions	Activity (as per code list)	Role distinction across tiers <sup>20</sup>						Overlaps						Functionaries undertaking the activity (as per code list)			Quantum of funds spent for each activity			Are approvals required from higher tiers on technical aspects			Are approvals required from higher tiers on expenditure aspects		
			1		2		3		1		2		3		GP	BP	DP	GP	BP	DP	GP	BP	DP	GP	BP	DP
			GP	BP	DP	BP	DP	GP	GP	BP	DP	BP	DP	GP												
26	Social welfare, including welfare of the handicapped and mentally retarded.																									
27	Welfare of the weaker sections, and in particular, of the Scheduled Castes and the Scheduled Tribes.																									
28	Public distribution system.																									
29	Maintenance of community assets.																									
<b>Functions outside the eleventh schedule</b>																										
1	Regulation of land use and construction of buildings																									
2	Planning and social development																									
3	Public health sanitation conservancy and solid waste management																									
4	Provision of amenities and facilities like parks, gardens and play grounds																									

Sl No	Functions	Activity (as per code list)	Role distinction across tiers <sup>20</sup>						Overlaps						Functionaries undertaking the activity (as per code list)			Quantum of funds spent for each activity			Are approvals required from higher tiers on technical aspects			Are approvals required from higher tiers on expenditure aspects		
			1		2		3		1		2		3		GP	BP	DP	GP	BP	DP	GP	BP	DP	GP	BP	DP
			GP	BP	DP	BP	DP	GP	GP	BP	DP	BP	DP	GP												
5	Burials and burial grounds, cremations and cremation grounds																									
6	Cattle pounds, prevention of cruelty to animals																									
7	Vital statistics including registration of births and deaths																									
8	Public amenities including street lighting, parking lots ,bus stops and public conveniences																									
9	Slum improvement and upgradation																									

## F. INVOLVEMENT OF PANCHAYATS IN LOCAL INSTITUTIONS

### 1. Relationships with Local Institutions

SI No	Name of Institution (as per code list)	Activities (as per code list) Where institution is working with local government (Add list separated by comma)	Nature of Relation (see code list)		
			GP	BP	DP

### 2. Aspects of Functional Integration in Planning and Implementation

SI No	Name of Institution (as per code list)	Nature of interaction over functionaries (As per code list)		
		GP	BP	DP

## G. INVOLVEMENT OF PANCHAYATS IN IMPORTANT SCHEMES

### 1. Relationship of PRIs with Scheme for the Year 2012-13

#### a. Centrally Sponsored Schemes

S.No	Important Government Schemes	Indicate levels of panchayat undertaking the schemes separated by comma (GP/BP/DP)	Indicate code(s) of activities undertaken at the various levels separated by commas			Indicate extent of resources received by various levels from CSS in Lakhs of Rupees <sup>21</sup>			Indicate extent of resources received by various levels through parallel bodies of PRI level in Lakhs of Rupees		
			GP	BP	DP	GP	BP	DP	GP	BP	DP
1	National Horticulture Mission										
2	Macro Management of Agriculture (MMA) Scheme										
3	Micro Irrigation										
4	Accelerated Rural Water Supply Programme (ARWS)										
5	Central Rural Sanitation Programme (CRSP)										
6	National Programme of Nutritional Support to Primary Education (MDM)										
7	Sarva Shiksha Abhiyan (SSA)										
8	National Rural Health Mission (NRHM)										
9	Integrated Watershed Management Programme (DPAP, DDP & IWDP)										
10	Mahatma Gandhi National Rural Employment Guarantee Programme (MNREGA)										
11	Rural Housing / IAY										
12	Swarna Jayanti Gram Swaraj Yojana (SGSY)										
13	Pradhan Mantri Gram Sadak Yojana (PMGSY)										
14	Integrated Child Development Services (ICDS)										
15	National Rural Livelihoods Mission (NRLM)										

<sup>21</sup> Indicate only resources transferred to PRIs and not the funds transferred through parallel bodies created under the CSS/SSS

S.No	Important Government Schemes	Indicate levels of panchayat undertaking the schemes separated by comma (GP/BP/DP)	Indicate code(s) of activities undertaken at the various levels separated by commas			Indicate extent of resources received by various levels from CSS in Lakhs of Rupees <sup>21</sup>			Indicate extent of resources received by various levels through parallel bodies of PRI level in Lakhs of Rupees		
			GP	BP	DP	GP	BP	DP	GP	BP	DP
16	National Food Security Mission (NFSM)										
17	National Social Assistance Program (NSAP)										
18	Rashtriya Krishi Vikas Yojana (RKVY)										
19	Saakshar Bharat Abhiyan (SBA)										

**b. State Sponsored Schemes**

S No	Important Government Schemes	Indicate names of Schemes separated by commas	Indicate levels of panchayat undertaking the schemes separated by comma (GP/BP/DP)	Indicate activities undertaken at the various levels separated by commas			Indicate extent of resources received by various levels from schemes/projects in Lakhs of Rupees			Indicate extent of resources received by various levels from CSS parallel bodies of PRI level in Lakhs of Rupees		
				GP	BP	DP	GP	BP	DP	GP	BP	DP
	<b>State Government Schemes</b>											
1	Pension Schemes											
2	Health, Drinking water and Sanitation											
3	Agriculture and allied sectors											
4	Housing											
5	Employment											
6	Education including primary and secondary schools											



S No	Important Government Schemes	Indicate names of Schemes separated by commas	Indicate levels of panchayat undertaking the schemes separated by comma (GP/BP/DP)	Indicate activities undertaken at the various levels separated by commas			Indicate extent of resources received by various levels from schemes/projects in Lakhs of Rupees			Indicate extent of resources received by various levels from CSS parallel bodies of PRI level in Lakhs of Rupees		
				GP	BP	DP	GP	BP	DP	GP	BP	DP
7	Social welfare including welfare of handicap and mentally retarded											
8	Any other (specify)											
9	<b>MLA LAD funds</b>											

## 2. Relationship of PRIs with Scheme for the year 2013-14

### a. Centrally Sponsored Schemes

S.No	Important Government Schemes	Indicate level s of panchayat undertaking the schemes separated by comma (GP/BP/DP)	Indicate code(s) of activities undertaken at the various levels separated by commas			Indicate extent of resources received by various levels from CSS in Lakhs of Rupees <sup>22</sup>			Indicate extent of resources received by various levels through parallel bodies of PRI level in Lakhs of Rupees		
			GP	BP	DP	GP	BP	DP	GP	BP	DP
1	National Horticulture Mission										
2	Macro Management of Agriculture (MMA) Scheme										
3	Micro Irrigation										
4	Accelerated Rural Water Supply Programme (ARWS)										
5	Central Rural Sanitation Programme (CRSP)										

<sup>22</sup> Indicate only resources transferred to PRIs and not the funds transferred through parallel bodies created under the CSS/SSS

S.No	Important Government Schemes	Indicate level s of panchayat undertaking the schemes separated by comma (GP/BP/DP)	Indicate code(s) of activities undertaken at the various levels separated by commas			Indicate extent of resources received by various levels from CSS in Lakhs of Rupees <sup>22</sup>			Indicate extent of resources received by various levels through parallel bodies of PRI level in Lakhs of Rupees		
			GP	BP	DP	GP	BP	DP	GP	BP	DP
6	National Programme of Nutritional Support to Primary Education (MDM)										
7	Sarva Shiksha Abhiyan (SSA)										
8	National Rural Health Mission (NRHM)										
9	Integrated Watershed Management Programme (DPAP, DDP & IWDP)										
10	Mahatma Gandhi National Rural Employment Guarantee Programme (MNREGA)										
11	Rural Housing / IAY										
12	Swarna Jayanti Gram Swarojgar Yojana (SGSY)										
13	Pradhan Mantri Gram Sadak Yojana (PMGSY)										
14	Integrated Child Development Services (ICDS)										
15	National Rural Livelihoods Mission (NRLM)										
16	National Food Security Mission (NFSM)										
17	National Social Assistance Program (NSAP)										
18	Rashtriya Krishi Vikas Yojana (RKVY)										
19	Saakshar Bharat Abhiyan (SBA)										

**b. State Sponsored Schemes**

S No	Important Government Schemes	Indicate Names of Schemes separated by commas	Indicate levels of panchayat undertaking the schemes separated by comma (GP/BP/DP)	Indicate activities undertaken at the various levels separated by commas			Indicate extent of resources received by various levels from schemes/projects in Lakhs of Rupees			Indicate extent of resources received by various levels from CSS parallel bodies of PRI level in Lakhs of Rupees		
				GP	BP	DP	GP	BP	DP	GP	BP	DP
	<b>State Government Schemes</b>											
1	Pension Schemes											
2	Health, Drinking water and Sanitation											
3	Agriculture and allied sectors											
4	Housing											
5	Employment											
6	Education including primary and secondary schools											
7	Social welfare including welfare of handicap and mentally retarded											
8	Any other (specify)											
9	<b>MLA LAD funds</b>											

### 3. Relationship of PRIs with Scheme for the year 2014-15

#### a. Centrally Sponsored Schemes

S.No	Important Government Schemes	Indicate level s of panchayat undertaking the schemes separated by comma (GP/BP/DP)	Indicate code(s) of activities undertaken at the various levels separated by commas			Indicate extent of resources received by various levels from CSS in Lakhs of Rupees <sup>23</sup>			Indicate extent of resources received by various levels through parallel bodies of PRI level in Lakhs of Rupees		
			GP	BP	DP	GP	BP	DP	GP	BP	DP
<b>a. Schemes fully supported by Union Government</b>											
1	Mahatma Gandhi National Rural Employment Guarantee Scheme (MGNREGA)										
2	Multi-Sectoral Development Programme for Minorities (MSDP)										
3	Pre-Matric scholarship for children of those engaged in unclean occupation										
4	Scholarship Schemes (Post and Pre-Matric) for SC, ST and OBCs										
5	Support for machinery for Implementation of Protection of Civil Rights Act, 1955 and Prevention of Atrocities Act, 1989										
6	National Programme for Persons with Disabilities										
7	Scheme for providing Education to Minorities										
8	Umbrella Scheme for education of ST children										
9	Indira Gandhi Matritva Sahyog Yojana (IGMSY)										
10	Integrated Child Protection Scheme (ICPS)										
11	Rajiv Gandhi Scheme for Empowerment of Adolescent Girls (RGSEAG)-SABLA										

<sup>23</sup> Indicate only resources transferred to PRIs and not the funds transferred through parallel bodies created under the CSS/SSS

S.No	Important Government Schemes	Indicate level s of panchayat undertaking the schemes separated by comma (GP/BP/DP)	Indicate code(s) of activities undertaken at the various levels separated by commas			Indicate extent of resources received by various levels from CSS in Lakhs of Rupees <sup>23</sup>			Indicate extent of resources received by various levels through parallel bodies of PRI level in Lakhs of Rupees		
			GP	BP	DP	GP	BP	DP	GP	BP	DP
12	National Nutrition Mission										
13	Scheme for Protection and Development of Women										
14	Assistance for Schemes under Proviso (i) to article 275 (1) of the Constitution for welfare of scheduled tribes and for raising the level of administration of scheduled areas.										
15	Special Central Assistance to Tribal Sub-plan										
16	Sarva Shiksha Abhiyaan (Financed from Education Cess)										
17	Mid Day Meal										
18	Schemes of North Eastern Council										
19	Special package for Bodoland Territorial Council										
20	National Social Assistance Programme (NSAP) including Annapurna										
21	Grants from Central Pool of Resources for North Eastern Region and Sikkim										
22	Social Security for Unorganized Workers Scheme										
23	Support to Educational Development including Teacher Training and Adult Education										
24	Border Area Development Programme										
25	Member of Parliament Local Area Development Scheme (MPLADS)										

S.No	Important Government Schemes	Indicate level s of panchayat undertaking the schemes separated by comma (GP/BP/DP)	Indicate code(s) of activities undertaken at the various levels separated by commas			Indicate extent of resources received by various levels from CSS in Lakhs of Rupees <sup>23</sup>			Indicate extent of resources received by various levels through parallel bodies of PRI level in Lakhs of Rupees		
			GP	BP	DP	GP	BP	DP	GP	BP	DP
26	Cess backed allocation for Pradhan Mantri Gram Sadhak Yojana (PMGSY)										
27	Others										
<b>b. Schemes run with the Changed Sharing Pattern</b>											
28	Cattle Development										
29	Mission for Integrated Development of Horticulture										
30	Rashtriya Krishi Vikas Yojana										
31	National Livestock Mission										
32	National Mission on Sustainable Agriculture										
33	Dairy Vikas Abhiyaan										
34	Veterinary Services and Animal Health										
35	National Rural Drinking Water Programme										
36	Swaccha Bharat Abhiyaan (Rural and Urban)										
37	National Afforestation Programme										
38	National Plan for Conservation of Aquatic Eco-system (NPCA)										
39	National AIDS and STD Control programme										
40	National health Mission										
41	Rashtriya Madhyamik Shiksha Abhiyaan (RMSA)										
42	National Rural Livelihood Mission (NRLM)										
43	Rural Housing-Housing for All										

S.No	Important Government Schemes	Indicate level s of panchayat undertaking the schemes separated by comma (GP/BP/DP)	Indicate code(s) of activities undertaken at the various levels separated by commas			Indicate extent of resources received by various levels from CSS in Lakhs of Rupees <sup>23</sup>			Indicate extent of resources received by various levels through parallel bodies of PRI level in Lakhs of Rupees		
			GP	BP	DP	GP	BP	DP	GP	BP	DP
44	Integrated Child Development Service										
45	Rajiv Gandhi Khel Abhiyan (RGKA) (erstwhile Panchayat Yuva Krida aur Khel Abhiyan (PYKKA)										
46	PMKSY (including Watershed programme and micro irrigation)										
47	MPLADs										
48	Others										

**b. State Sponsored Schemes**

S No	Important Government Schemes	Indicate Names of Schemes separated by commas	Indicate levels of panchayat undertaking the schemes separated by comma (GP/BP/DP)	Indicate activities undertaken at the various levels separated by commas			Indicate extent of resources received by various levels from schemes/projects in Lakhs of Rupees			Indicate extent of resources received by various levels from CSS parallel bodies of PRI level in Lakhs of Rupees		
				GP	BP	DP	GP	BP	DP	GP	BP	DP
	<b>State Government Schemes</b>											
1	Pension Schemes											
2	Health, Drinking water and Sanitation											
3	Agriculture and allied sectors											
4	Housing											
5	Employment											

S No	Important Government Schemes	Indicate Names of Schemes separated by commas	Indicate levels of panchayat undertaking the schemes separated by comma (GP/BP/DP)	Indicate activities undertaken at the various levels separated by commas			Indicate extent of resources received by various levels from schemes/projects in Lakhs of Rupees			Indicate extent of resources received by various levels from CSS parallel bodies of PRI level in Lakhs of Rupees		
				GP	BP	DP	GP	BP	DP	GP	BP	DP
6	Education including primary and secondary schools											
7	Social welfare including welfare of handicap and mentally retarded											
8	Any other (specify)											
9	<b>MLA LAD funds</b>											

#### 4. Relationship of PRIs with Scheme functionaries

##### a. Centrally Sponsored Schemes

Sl No	Important Government Schemes	Name of Beneficiary	Nature of control over functionaries (Yes/ No)																	
			GP						BP					DP						
			Appointment	Transfer	Leave	Disciplinary	Functional	Others	Appointment	Transfer	Leave	Disciplinary	Functional	Others	Appointment	Transfer	Leave	Disciplinary	Functional	Others
<b>a. Schemes fully supported by Union Government</b>																				
1	Mahatma Gandhi National Rural Employment Guarantee Scheme (MGNREGA)																			



Sl No	Important Government Schemes	Name of Beneficiary	Nature of control over functionaries (Yes/ No)																	
			GP						BP						DP					
			Appointment	Transfer	Leave	Disciplinary	Functional	Others	Appointment	Transfer	Leave	Disciplinary	Functional	Others	Appointment	Transfer	Leave	Disciplinary	Functional	Others
2	Multi-Sectoral Development Programme for Minorities (MSDP)																			
3	Pre-Matric scholarship for children of those engaged in unclean occupation																			
4	Scholarship Schemes (Post and Pre-Matric) for SC, ST and OBCs																			
5	Support for machinery for Implementation of Protection of Civil Rights Act, 1955 and Prevention of Atrocities Act, 1989																			
6	National Programme for Persons with Disabilities																			
7	Scheme for providing Education to Minorities																			
8	Umbrella Scheme for education of ST children																			
9	Indira Gandhi Matritva Sahyog Yojana (IGMSY)																			
10	Integrated Child Protection Scheme (ICPS)																			

Sl No	Important Government Schemes	Name of Beneficiary	Nature of control over functionaries (Yes/ No)																	
			GP						BP						DP					
			Appointment	Transfer	Leave	Disciplinary	Functional	Others	Appointment	Transfer	Leave	Disciplinary	Functional	Others	Appointment	Transfer	Leave	Disciplinary	Functional	Others
11	Rajiv Gandhi Scheme for Empowerment of Adolescent Girls (RGSEAG)-SABLA																			
12	National Nutrition Mission																			
13	Scheme for Protection and Development of Women																			
14	Assistance for Schemes under Proviso (i) to article 275 (1) of the Constitution for welfare of scheduled tribes and for raising the level of administration of scheduled areas.																			
15	Special Central Assistance to Tribal Sub-plan																			
16	Sarva Shiksha Abhiyaan (Financed from Education Cess)																			
17	Mid Day Meal																			
18	Schemes of North Eastern Council																			
19	Special package for Bodoland Territorial Council																			

Sl No	Important Government Schemes	Name of Beneficiary	Nature of control over functionaries (Yes/ No)																	
			GP						BP						DP					
			Appointment	Transfer	Leave	Disciplinary	Functional	Others	Appointment	Transfer	Leave	Disciplinary	Functional	Others	Appointment	Transfer	Leave	Disciplinary	Functional	Others
20	National Social Assistance Programme (NSAP) including Annapurna																			
21	Grants from Central Pool of Resources for North Eastern Region and Sikkim																			
22	Social Security for Unorganized Workers Scheme																			
23	Support to Educational Development including Teacher Training and Adult Education																			
24	Border Area Development Programme																			
25	Member of Parliament Local Area Development Scheme (MPLADS)																			
26	Cess backed allocation for Pradhan Mantri Gram Sadhak Yojana (PMGSY)																			
27	Others																			

Sl No	Important Government Schemes	Name of Beneficiary	Nature of control over functionaries (Yes/ No)																	
			GP						BP						DP					
			Appointment	Transfer	Leave	Disciplinary	Functional	Others	Appointment	Transfer	Leave	Disciplinary	Functional	Others	Appointment	Transfer	Leave	Disciplinary	Functional	Others
<b>b. Schemes run with the Changed Sharing Pattern</b>																				
28	Cattle Development																			
29	Mission for Integrated Development of Horticulture																			
30	Rashtriya Krishi Vikas Yojana																			
31	National Livestock Mission																			
32	National Mission on Sustainable Agriculture																			
33	Dairy Vikas Abhiyaan																			
34	Veterinary Services and Animal Health																			
35	National Rural Drinking Water Programme																			
36	Swaccha Bharat Abhiyaan (Rural and Urban)																			
37	National Afforestation Programme																			
38	National Plan for Conservation of Aquatic Eco-system (NPCA)																			

Sl No	Important Government Schemes	Name of Beneficiary	Nature of control over functionaries (Yes/ No)																	
			GP						BP						DP					
			Appointment	Transfer	Leave	Disciplinary	Functional	Others	Appointment	Transfer	Leave	Disciplinary	Functional	Others	Appointment	Transfer	Leave	Disciplinary	Functional	Others
39	National AIDS and STD Control programme																			
40	National health Mission																			
41	Rashtriya Madhyamik Shiksha Abhiyaan (RMSA)																			
42	National Rural Livelihood Mission (NRLM)																			
43	Rural Housing-Housing for All																			
44	Integrated Child Development Service																			
45	Rajiv Gandhi Khel Abhiyan (RGKA) (erstwhile Panchayat Yuva Krida aur Khel Abhiyan (PYKKA))																			
46	PMKSY (including Watershed programme and micro irrigation)																			
47	MPLADs																			
48	Others																			

**b. State Sponsored Schemes**

SI No	Important Government Schemes	Nature of control over functionaries (Yes/ No)																	
		GP						BP						DP					
		Appointment	Transfer	Leave	Disciplinary	Functional	Others	Appointment	Transfer	Leave	Disciplinary	Functional	Others	Appointment	Transfer	Leave	Disciplinary	Functional	Others
	<b>State Government Schemes</b>																		
1	Pension Schemes																		
2	Health, Drinking water and Sanitation																		
3	Agriculture and allied sectors																		
4	Housing																		
5	Employment																		
6	Education including primary and secondary schools																		
7	Social welfare including welfare of handicap and mentally retarded																		
8	Any other (specify)																		
9	<b>MLA LAD funds</b>																		

## H. ROLE OF PANCHAYATS IN PARALLEL BODIES

### 1. Status of Parallel bodies at Grama Panchayat Level

Sl. No	Status/Parallel Bodies	Village Education Committee	Village Health, Sanitation and Nutrition Committee	Joint Forest Management Committee	Watershed Development Committee	Others
1	Parallel bodies merged with Gram Panchayat (Yes/No)					
	Result achieved (highlight quantitative and qualitative aspects) Extent of Convergence <sup>24</sup> as reflected in funds applied locally					
	Aspects of quality of implementation <sup>25</sup> as reflected in output					
3	Parallel bodies accountable to Gram Panchayat (Yes/No)					
	Results achieved (highlight quantitative and qualitative aspects) Extent of Convergence as reflected in funds applied locally					
	Aspects of quality of implementation as reflected in output					
4	Parallel bodies are chaired by <i>Sarpanch/Chairperson/ Ward Member</i> (Yes/No)					
	Result achieved (highlight quantitative and qualitative aspects) Extent of Convergence as reflected in funds applied locally					

<sup>24</sup> Convergence in human and financial resources

<sup>25</sup> Implications of synergistic functioning

Sl. No	Status/Parallel Bodies	Village Education Committee	Village Health, Sanitation and Nutrition Committee	Joint Forest Management Committee	Watershed Development Committee	Others
	Aspects of quality of implementation as reflected in output					
5	Parallel bodies totally separated from Gram Panchayat (Yes/No)					
	Details of co-ordination issues and how resolved					
	Any other issues arose and how resolved					
6	Please mention recent initiative(s) that has/have been undertaken. Highlight efforts towards improved co-ordination with parallel bodies and improved outputs arising out of convergence.					
	April 2012-March 2013 Extent of Convergence as reflected in funds applied locally Aspects of quality of implementation as reflected in output					
	April 2013- March 2014 Extent of Convergence as reflected in funds applied locally Aspects of quality of implementation as reflected in output					
	April 2014-March 2015 Extent of Convergence as reflected in funds applied locally Aspects of quality of implementation as reflected in output					



## 2. Status of Parallel bodies at Block Panchayat Level

Sl. No	Status/Parallel Bodies	Block Education Committee	Block Health, Sanitation and Nutrition Committee	Joint Forest Management Committee	Watershed Development Committee	Integrated Tribal Development Agencies	Others
1	Parallel bodies merged with Gram Panchayat (Yes/No)						
	Result achieved (highlight quantitative and qualitative aspects) Extent of Convergence <sup>26</sup> as reflected in funds applied locally						
	Aspects of quality of implementation <sup>27</sup> as reflected in output						
3	Parallel bodies accountable to Gram Panchayat (Yes/No)						
	Results achieved (highlight quantitative and qualitative aspects) Extent of Convergence as reflected in funds applied locally						
	Aspects of quality of implementation as reflected in output						
4	Parallel bodies are chaired by <i>Sarpanch/Chairperson/ Ward Member</i> (Yes/No)						
	Result achieved (highlight quantitative and qualitative aspects) Extent of Convergence as reflected in funds applied locally						
	Aspects of quality of implementation as						

<sup>26</sup> Convergence in human and financial resources

<sup>27</sup> Implications of synergistic functioning

<b>Sl. No</b>	<b>Status/Parallel Bodies</b>	<b>Block Education Committee</b>	<b>Block Health, Sanitation and Nutrition Committee</b>	<b>Joint Forest Management Committee</b>	<b>Watershed Development Committee</b>	<b>Integrated Tribal Development Agencies</b>	<b>Others</b>
	reflected in output						
5	Parallel bodies totally separated from Gram Panchayat (Yes/No)						
	Details of co-ordination issues and how resolved						
	Any other issues arose and how resolved						
6	Please mention recent initiative(s) that has/have been undertaken. Highlight efforts towards improved co-ordination with parallel bodies and improved outputs arising out of convergence.						
	April 2012-March 2013 Extent of Convergence as reflected in funds applied locally Aspects of quality of implementation as reflected in output						
	April 2013- March 2014 Extent of Convergence as reflected in funds applied locally Aspects of quality of implementation as reflected in output						
	April 2014-March 2015 Extent of Convergence as reflected in funds applied locally Aspects of quality of implementation as reflected in output						

### 3. Status of Parallel bodies at the District Panchayat Level

Sl.No	Status/Parallel Bodies	District Rural Development Agencies (DRDA)	Integrated Tribal Development Agencies (ITDA)	District unit of Water & Sanitary Mission	District mission committee of National Horticultural Mission	District unit of National Rural Health Mission (NRHM)	District Agriculture Corporation	District unit of Sarva Siksha Abhiyan (SSA) Mission	Others
1	Parallel body merged with the District Panchayat Institution (Yes/No)								
	Results of the initiative (highlight quantitative and qualitative aspects) Extent of Convergence as reflected in funds applied locally								
	Aspects of quality of implementation as reflected in output								
2	Parallel body made an unit of the Panchayat Institution (Yes/No)								
	Results of the initiative (highlight quantitative and qualitative aspects) Extent of Convergence as reflected in funds applied locally								
	Aspects of quality of implementation as reflected in output								
3	Function of parallel body limited to Fund/accounts Management (Yes/No)								
	Results of the initiative (highlight quantitative and qualitative aspects) Extent of Convergence as reflected in funds applied locally								
	Aspects of quality of implementation as								

Sl.No	Status/Parallel Bodies	District Rural Development Agencies (DRDA)	Integrated Tribal Development Agencies (ITDA)	District unit of Water & Sanitary Mission	District mission committee of National Horticultural Mission	District unit of National Rural Health Mission (NRHM)	District Agriculture Corporation	District unit of Sarva Siksha Abhiyan (SSA) Mission	Others
	reflected in output								
4	Parallel body is Presided/ Chaired by Elected Representatives of the Panchayat (Yes/No)								
5	Results of the initiative (highlight quantitative and qualitative aspects) Extent of Convergence as reflected in funds applied locally								
	Aspect of quality of implementation as reflected in output								
6	Elected Representatives of Panchayats are represented in Board of the parallel body								
	Results of the initiative (highlight quantitative and qualitative aspects) Extent of Convergence as reflected in funds applied locally								
	Aspects of quality of implementation as reflected in output								
7	Parallel body remains separate, but under the control of the Panchayat. (Yes/No)								
	Results of the initiative (highlight quantitative and qualitative aspects) Extent of Convergence as reflected in funds applied locally								
	Aspects of quality of implementation as reflected in output								

Sl.No	Status/Parallel Bodies	District Rural Development Agencies (DRDA)	Integrated Tribal Development Agencies (ITDA)	District unit of Water & Sanitary Mission	District mission committee of National Horticultural Mission	District unit of National Rural Health Mission (NRHM)	District Agriculture Corporation	District unit of Sarva Siksha Abhiyan (SSA) Mission	Others
8	Parallel body remains separate and not under the control of the Panchayat Institution (Yes/No)								
	Any issues arose and how resolved								
9	Please mention recent initiative(s) that has/have been undertaken. Highlight efforts towards improved co-ordination with parallel bodies and improved outputs arising out of convergence.								
	April 2012-March 2013 Extent of Convergence as reflected in funds applied locally Aspects of quality of implementation as reflected in output								
	April 2013- March 2014 Extent of Convergence as reflected in funds applied locally Aspects of quality of implementation as reflected in output								
	April 2014-March 2015 Extent of Convergence as reflected in funds applied locally Aspects of quality of implementation as reflected in output								

**SECTION – III**  
**PARTICULARS OF FUNCTIONARIES**

**I. OWN FUNCTIONARIES IN PANCHAYATS**

**1. Basic Information**

S No	Description of variables						
1.	Whether there exists State Panchayat Service? (Yes/No) If yes furnish proof						
2.	If yes, year in which it was introduced:						
3.	Staff Structure of Gram Panchayats	<b>Secretary</b>	<b>Junior Engineers</b>	<b>Technical Assistants</b>	<b>Data Entry Operators</b>	<b>Accountant</b>	<b>Others (Pl.specify)</b>
4.	How many Gram Panchayats have the following staff?(in Numbers)						
5.	Who pays the salary of the above staff? (State or Panchayat)						
6	Indicate source of information						
7	Indicate date of information						
8	Is there a separate engineering wing under the panchayat raj department (Yes/ No)						
9	If yes year in which it was introduced.						
10	Is there a mechanism of grading of panchayats provide details and proof tier wise						
11	What is the staff pattern for each grade. Provide details and proof.						

## 2. Staff position

please give sanctioned and actual staff position of Panchayat's own office including staff deployed to the panchayat only<sup>1</sup> (not other officials in local institutions under its control) for the entire State/UT.

### a) Gram Panchayat

Designation of Employee (pls tick where applicable)												
Gram Panchayat												
S No	Designation (use code list)	Nature of Appointment		Existence of Rules (Yes/No)		Designation of Recruiting Authority	Sanctioned Strength	Actual Number	Vaca nt	Details of reporting officer (use code list)	Indicate Source of Informati on	Indicate Date of Informati on
		Regular	Contract ual	Recruitment Rules	Service Rules							
1												
2												
3												
4												
5												
6												
7												
8												
	<b>Total Employees</b>											

<sup>1</sup> This shall include only the own staff and also staff deployed to the panchayat but shall not include officials under its control in local institutions

**b) Block Panchayat**

<b>Designation of Employee (pls tick where applicable)</b>												
<b>Block Panchayat</b>												
<b>S No</b>	<b>Designation (use code list)</b>	<b>Nature of Appointment</b>		<b>Existence of Rules (Tick)</b>		<b>Designation of Recruiting Authority</b>	<b>Sanctioned Strength</b>	<b>Actual Number</b>	<b>Vacant</b>	<b>Details of reporting officer (use code list)</b>	<b>Indicate Source of Information</b>	<b>Indicate Date of Information</b>
		<b>Regular</b>	<b>Contractual</b>	<b>Recruitment Rules</b>	<b>Service Rules</b>							
1												
2												
3												
4												
5												
6												
7												
8												
	<b>Total Employees</b>											



c) District Panchayat

Designation of Employee (pls tick where applicable)												
District Panchayat												
S No	Designation (use code list)	Nature of Appointment		Existence of Rules (Tick)		Designation of Recruiting Authority	Sanctioned Strength	Actual Number	Vaca nt	Details of reporti ng officer (use code list)	Indicate Source of Informati on	Indicate Date of Informati on
		Regular	Contract ual	Recruitment Rules	Service Rules							
1												
2												
3												
4												
5												
6												
7												
8												
	<b>Total Employees</b>											

**3. Functionaries in local institutions under direct control of panchayats**

Please give sanctioned and actual staff position of functionaries in local institutions under the direct control of Panchayats (including those under dual control for the entire State/UT.

**a) Gram Panchayat**

Designation of Employee (pls tick where applicable)													
Gram Panchayat													
S No	Name of Local Institution (use code list)	Designation (use code list)	Nature of Appointment		Existence of Rules (Yes/No)		Designation of Recruiting Authority	Sanctioned Strength	Actual Number	Vacant	Details of reporting officer (use code list)	Indicate Source of Information	Indicate Date of Information
			Regular	Contractual	Recruitment Rules	Service Rules							
1													
2													
3													
4													
5													
6													
7													
8													
		<b>Total Employees</b>											

**b) Block Panchayat**

Designation of Employee (pls tick where applicable)													
Block Panchayat													
S No	Name of Local Institution (use code list)	Designation (use code list)	Nature of Appointment		Existence of Rules (Yes/No)		Designation of Recruiting Authority	Sanctioned Strength	Actual Number	Vacant	Details of reporting officer (use code list)	Indicate Source of Information	Indicate Date of Information
			Regular	Contractual	Recruitment Rules	Service Rules							
1													
2													
3													
4													
5													
6													
7													
8													
		<b>Total Employees</b>											

**c) District Panchayat**

<b>Designation of Employee (pls tick where applicable)</b>													
<b>District Panchayat</b>													
<b>S No</b>	<b>Name of Local Institution (use code list)</b>	<b>Designation (use code list)</b>	<b>Nature of Appointment</b>		<b>Existence of Rules (Yes/No)</b>		<b>Designation of Recruiting Authority</b>	<b>Sanctioned Strength</b>	<b>Actual Number</b>	<b>Vacant</b>	<b>Details of reporting officer (use code list)</b>	<b>Indicate Source of Information</b>	<b>Indicate Date of Information</b>
			<b>Regular</b>	<b>Contractual</b>	<b>Recruitment Rules</b>	<b>Service Rules</b>							
1													
2													
3													
4													
5													
6													
7													
8													
		<b>Total Employees</b>											

**4. Please specify the details of control of Panchayat over functionaries in local institutions: Please tick in appropriate box**

SNo	Name of Institutions (From code list)	Gram Panchayats						Block Panchayats						District Panchayats						Remarks (If control is for limited set of functionaries details may be provided)
		Appoint-ment	Transfer	Leave	Discipli-nary matter	Functional Control	Others	Appoint-ment	Transfer	Leave	Discipli-nary matter	Functional Control	Others	Appoint-ment	Transfer	Leave	Discipli-nary matter	Functional Control	Others	
1.																				
2.																				
3.																				
4.																				
5.																				
6.																				
7.																				
8.																				
9.																				
10.																				
11.																				
12.																				
13.																				
14.																				
15.																				

**5. Increase in staff strength across years**

SI No	Description	Grama Panchayat			Block Panchayat			District Panchayat			Indicate Source of Information	Indicate details of Information
		2012-13	2013-14	2014-15	2012-13	2013-14	2014-15	2012-13	2013-14	2014-15		
1	Own Staff Regular											
2	Own Staff Contract											
3	Deployed Staff Regular											
4	Deployed Staff Contract											
5	Staff in local institutions Regular Under control of Panchayat											
6	Staff in local institutions Contract Under control of Panchayat											

**6. Innovations in human resource management of functionaries**

<b>Sl No</b>	<b>Description</b>	<b>GP</b>	<b>BP</b>	<b>DP</b>	<b>Indicate source of information</b>	<b>Indicate dateails of information</b>
1	Particulars of functionaries covered under the practice in 2012-13					
2	Particulars of functionaries covered under the practice in 2013-14					
3	Particulars of functionaries covered under the practice in 2014-15					
4	Particulars of functionaries covered under the practice in 2015-16					

**SECTION – IV**  
**TRANSFER OF FUNDS**

**J. NATIONAL FINANCE COMMISSION (NFC) GRANTS TO THE PANCHAYATS**

**1. NFC Grant Releases**

Please furnish amount in Lakhs of Rupees and Date/ Month/Year in the format DD/MM/YYYY.

Instalments of NFC Grants	NFC Grants Released by Govt. of India						Released by State					
	Amount			Received by State on DD/MM/YYYY			Amount			Released to Panchayats on DD/MM/YYYY		
	GP	BP	DP	GP	BP	DP	GP	BP	DP	GP	BP	DP
1 <sup>st</sup> for the year 2010-11												
2 <sup>nd</sup> for the year 2010-11												
3 <sup>rd</sup> for the year 2010-11												
4 <sup>th</sup> for the year 2010-11												
1 <sup>st</sup> for the year 2011-12												
2 <sup>nd</sup> for the year 2011-12												
3 <sup>rd</sup> for the year 2011-12												
4 <sup>th</sup> for the year 2011-12												
1 <sup>st</sup> for the year 2012-13												
2 <sup>nd</sup> for the year 2012-13												
3 <sup>rd</sup> for the year 2012-13												
4 <sup>th</sup> for the year 2012-13												
1 <sup>st</sup> for the year 2013-14												



Instalments of NFC Grants	NFC Grants Released by Govt. of India						Released by State					
	Amount			Received by State on DD/MM/YYYY			Amount			Released to Panchayats on DD/MM/YYYY		
	GP	BP	DP	GP	BP	DP	GP	BP	DP	GP	BP	DP
2 <sup>nd</sup> for the year 2013-14												
3 <sup>rd</sup> for the year 2013-14												
4 <sup>th</sup> for the year 2013-14												
1 <sup>st</sup> for the year 2014-15												
2 <sup>nd</sup> for the year 2014-15												
3 <sup>rd</sup> for the year 2014-15												
4 <sup>th</sup> for the year 2014-15												
1 <sup>st</sup> for the year 2015-16												
2 <sup>nd</sup> for the year 2015-16												

## K. STATE FINANCE COMMISSION (SFC)

### 1. General Particulars

S No	Particulars
1	Whether qualifications and manner of selection of members of SFC are prescribed in the Act/ Rules? (Yes/No)
2	If yes furnish details and proof
3	Whether there is a permanent State Finance Commission Cell? (Yes/No)
4	If yes furnish details

5	Details of the SFC	Period Covered		DD/MM/YY of Formation	DD/MM/YY of Submission of Report	DD/MM/YY of Report placed before legislature	DD/MM/YY of ATR laid before the Legislature
		From	to				
	1 <sup>st</sup> SFC						
	2 <sup>nd</sup> SFC						
	3 <sup>rd</sup> SFC						
	4 <sup>th</sup> SFC						
	5 <sup>th</sup> SFC						

## 2. Recommendations of SFC and ATR

6	Please State the reasons, if the gap is more than 5 years in the constitution of two SFCs, if there is substantial delay in submission of report by the SFCs or if there is substantial delay in laying of the same in the Legislature.	
	Reason for delay	
	Description	Reason for delay

7	Please provide a list of major recommendations of the first three SFC including those relating to resource mobilisation (e.g. Resource Sharing, Assignment of Tax Proceeds, and Grants) indicating the ATR and status of recommendation. Furnish details and proof.		
	Details of SFC	Recommendation	<sup>1</sup> Action Taken Report
			Status of Recommendation

<sup>1</sup> Details of status to be provided with proof.

	1 <sup>st</sup> SFC		
	2 <sup>nd</sup> SFC		
	3 <sup>rd</sup> SFC		

8	Please list 5 most important recommendations of last SFC on which ATR is laid before the legislature. Also illustrate the ATR on those recommendations indicating the current status of the recommendations including notifications issued if any. Furnish details and proof		
	Recommendation	ATR	Status of Recommendation <sup>2</sup>

9	Please State, whether all recommendations of the last SFC on resource mobilisation have been accepted. State the recommendation and record ATR on those recommendations indicating clearly the current status of the recommendation. Furnish details and proof.		
	Recommendation	ATR	Status of Recommendation <sup>3</sup>

<sup>2</sup> Details of status to be provided with proof.

<sup>3</sup> Details of status to be provided with proof.

10	Details of share of PRIs from divisible pool and basis of distribution						
	Details of SFC	Share of Rural and Urban Local Bodies from the Divisible pool as percentage of total revenue <sup>4</sup>		Share across PRIs			Basis of Distribution <sup>5</sup>
		Rural	Urban	GP	BP	DP	
	1 <sup>st</sup> SFC						
	2 <sup>nd</sup> SFC						
	3 <sup>rd</sup> SFC						
4 <sup>th</sup> SFC							

### 3. Own Revenue Estimates

11	Details of any estimation of own revenue potential in the state attempted, please furnish details including particulars of own revenue of local governments estimated by type of revenue source across tiers.		
	Whether it a database exist in the state on own revenue? (Yes/No)		
	Estimate of own Revenue for the state	Year	Amount in Lakhs of Rupees
	1 <sup>st</sup> SFC		
	2 <sup>nd</sup> SFC		
	3 <sup>rd</sup> SFC		
	4 <sup>th</sup> SFC		

12	Estimate of Revenue of Local Governments	Year	Amount in Lakhs of Rupees
	1 <sup>st</sup> SFC		
	2 <sup>nd</sup> SFC		
	3 <sup>rd</sup> SFC		
	4 <sup>th</sup> SFC		

<sup>4</sup> If basis of allocation is not as percentage of total revenue the details may be spelt out. If there are multiple items for which resources are allocated like untied development funds, establishment grant, maintenance (non-road), maintenance (road) etc. may be spelt out.

<sup>5</sup> Basis of distribution to be validated by an extract from the report with calculation if necessary.

13	Estimate Revenue of Local Governments tier wise ( Amount tier wise in Lakhs of Rupees)	Year	Amount in Lakhs of Rupees		
			GP	BP	DP
	1 <sup>st</sup> SFC				
	2 <sup>nd</sup> SFC				
	3 <sup>rd</sup> SFC				
4 <sup>th</sup> SFC					

14	Estimate Revenue of Local Governments Source wise ( Enter most prominent sources)		Year	Amount in Lakhs of Rupees		
	Description	Name of Source		GP	BP	DP
1 <sup>st</sup> SFC						
Source 1						
Source 2						
Source 3						
Source 4						
2 <sup>nd</sup> SFC						
Source 1						
Source 2						
Source 3						
Source 4						
3 <sup>rd</sup> SFC						
Source 1						
Source 2						

	Source 3					
	Source 4					
	4 <sup>th</sup> SFC					
	Source 1					
	Source 2					
	Source 3					
	Source 4					

#### 4. Actual Money Transfers

##### Money Transfers to Panchayats on account of the SFC recommendations (Rupees in Lakhs)

Year	Amount Recommended			Amount Budgeted			Amount Provided Finally			Amount Actually Released		
	GP	BP	DP	GP	BP	DP	GP	BP	DP	GP	BP	DP
2011-12												
2012-13												
2013-14												
2014-15												
2015-16(till date)												

#### 5. Other Money Transfers

Year	Amount Transferred			Purpose		
	GP	BP	DP	GP	BP	DP
2011-12						
2012-13						
2013-14						
2014-15						
2015-16 (till date)						

**L. EMPOWERMENT OF PANCHAYATS TO IMPOSE AND COLLECT REVENUE** (Taxes/ Fees/ Duties/ Cess/ Toll/ Rent etc.)

**1. Own Revenue Base**

Please tick appropriate boxes, if Panchayats are empowered and/or actually collecting taxes. Please add any other Panchayat revenue not in the list.

Sl. No.	Name of Revenues	Tick only those revenues collected by State agencies and partly shared with Panchayats	Tick only those revenues collected by the State but transferred totally to Panchayats	Gram Panchayats		Block Panchayat		District Panchayat	
				Empowered to collect	Actually being collected	Empowered to collect	Actually being collected	Empowered to collect	Actually being collected
<b>Tax Items</b>									
<b>Gram Panchayat</b>									
01	Property tax on land and/or buildings (House tax)								
02	Taxes on Profession, Trades and callings								
03	Toll on persons, vehicles & animals								
04	Tax on sale of firewood and thatch, conservancy and slaughterhouses								
05	Tax on Private haat and private fisheries								
06	Tax on Shops, pharmacies, workshops etc								
07	Tax on cultivable land lying fallow for more than 2 years								
08	Cess or fee on registration of cattle sold								

Sl. No.	Name of Revenues	Tick only those revenues collected by State agencies and partly shared with Panchayats	Tick only those revenues collected by the State but transferred totally to Panchayats	Gram Panchayats		Block Panchayat		District Panchayat	
				Empowered to collect	Actually being collected	Empowered to collect	Actually being collected	Empowered to collect	Actually being collected
09	Cess or fee on license for starting tea stall, hotels and restaurants								
10	Tax/Cess on cycles, carts, boats, rickshaw, vehicle drawn by animals								
11	Tax on entertainment other than cinematograph shows								
12	Tax on advertisement and hoardings								
13	Lighting tax/rate								
14	Drainage Tax								
15	Octroi (other than on petroleum products)								
16	Garbage disposal tax								
17	Pilgrim tax								
18	Octroi on animals, goods								
19	Tax on fairs, festivals and other entertainment								
20	Tax on vehicles, boats, animals								
21	Toll on animals and vehicles								
22	Additional Stamp duty								
23	Conservancy tax								



Sl. No.	Name of Revenues	Tick only those revenues collected by State agencies and partly shared with Panchayats	Tick only those revenues collected by the State but transferred totally to Panchayats	Gram Panchayats		Block Panchayat		District Panchayat	
				Empowered to collect	Actually being collected	Empowered to collect	Actually being collected	Empowered to collect	Actually being collected
24	Duty on Transfer of Property								
25	Entertainment tax/duty								
26	General/special sanitary cess								
27	Land conversion cess								
28	Service tax for sanitation, water supply, scavenging, street lighting & drainage								
29	Tax on agricultural land for specific purpose								
30	Tax on cinemas & theatre								
31	Tax on commercial crops								
32	Tax on dogs kept								
33	Tax on gharats, rice husking mills, brick kiln, oil mills								
34	Tax on hawkers, pheriwalas								
35	Tax on person exposing goods for sale in markets, hats, or melas								
36	Tax on vehicles other than motor vehicles								
37	Tax on works of public utility (i.e. on adult male members of sabha area for construction of public work of general utility)								

Sl. No.	Name of Revenues	Tick only those revenues collected by State agencies and partly shared with Panchayats	Tick only those revenues collected by the State but transferred totally to Panchayats	Gram Panchayats		Block Panchayat		District Panchayat	
				Empowered to collect	Actually being collected	Empowered to collect	Actually being collected	Empower ed to collect	Actually being collected
38	Toll on ferry established or run by GP								
39	Toll on persons, animals, Vehicles on toll bar established by GP and or on roads (other than kutch), bridges under GP								
40	Water tax								
41	Royalty on minor minerals and metals								
42	Forest revenue								
43	Levy on agricultural land								
44	Road Tax								
45	Market Tax								
46	Motor vehicle Tax								
99	Others(Specify if any)								
<b>Block Panchayats</b>									
47	Toll on persons, animals, Vehicles on toll bar established by GP & or on roads (other than kutch), bridges under GP								
48	Toll on ferry established or run by GP								
49	Surcharge on land revenue								

Sl. No.	Name of Revenues	Tick only those revenues collected by State agencies and partly shared with Panchayats	Tick only those revenues collected by the State but transferred totally to Panchayats	Gram Panchayats		Block Panchayat		District Panchayat	
				Empowered to collect	Actually being collected	Empowered to collect	Actually being collected	Empower ed to collect	Actually being collected
50	Cess on water rate								
51	Tax on supplying Water and electricity								
52	Tax on Profession, trades and callings								
53	Water Tax								
54	Tax on Theatrical performance								
55	Tax on use of agricultural land								
56	Tax on fairs								
57	Royalty on minor minerals and metals								
58	Forest revenue								
59	Stamp duty levied on transfer of property								
60	Road Tax								
61	Market Tax								
62	Entertainment Tax								
63	Motor vehicle Tax								

Sl. No.	Name of Revenues	Tick only those revenues collected by State agencies and partly shared with Panchayats	Tick only those revenues collected by the State but transferred totally to Panchayats	Gram Panchayats		Block Panchayat		District Panchayat	
				Empowered to collect	Actually being collected	Empowered to collect	Actually being collected	Empowered to collect	Actually being collected
999	Others(Specify if any								
<b>District Panchayats</b>									
64	Toll on persons, animals, Vehicles on toll bar established by GP & or on roads (other than kutch), bridges under GP								
65	Toll on ferry established or run by GP								
66	Water Tax								
67	Tax on fairs, melas and other entertainments								
68	Sanitation Tax								
69	Pilgrim Tax								
70	Special tax on lands and buildings								
71	Tax on land benefited by irrigation or developmental works								
72	Royalty on minor minerals and metals								
73	Forest Revenue								
74	Stamp duty levied on transfer of property								
75	Levy on agricultural land								
76	Road Tax								

Sl. No.	Name of Revenues	Tick only those revenues collected by State agencies and partly shared with Panchayats	Tick only those revenues collected by the State but transferred totally to Panchayats	Gram Panchayats		Block Panchayat		District Panchayat	
				Empowered to collect	Actually being collected	Empowered to collect	Actually being collected	Empowered to collect	Actually being collected
77	Market Tax								
78	Entertainment Tax								
79	Motor Vehicle Tax								
9999	Others (Specify if any)								
<b>Non Tax Items</b>									
<b>Gram Panchayats</b>									
1	Fee for providing sanitary arrangement in places of worship, fairs & melas								
2	Water rate for supply of water for drinking, irrigation etc								
3	Lighting rate/fees								
4	Conservancy rate/fees								
5	Fees on license on running trade								
6	Fee on registration of vehicles (those not registered under any other law)								
7	Pilgrimage fee								
8	Market fee								
9	Fee on registration of cattle/animals sold								
10	Fees on buses and taxis, auto								

Sl. No.	Name of Revenues	Tick only those revenues collected by State agencies and partly shared with Panchayats	Tick only those revenues collected by the State but transferred totally to Panchayats	Gram Panchayats		Block Panchayat		District Panchayat	
				Empowered to collect	Actually being collected	Empowered to collect	Actually being collected	Empowered to collect	Actually being collected
	stand, car stand								
11	Fees on grazing cattle on grazing lands								
12	Fee on sale of goods in fails, markets, festivals								
13	Fee on cart stand, tonga stand								
14	Fee for temporary erection or putting a projection on public street or land								
15	Fee for the use of slaughter house, encamping grounds								
16	Fee for temporary occupation of village sites, roads & other public places								
17	Fee on tongas								
18	Adda fee								
19	Fee on cattle pounds								
20	Fee for application of creation or re-creation of buildings								
21	Service charges for toilet facilities, parking facilities etc								
22	Fee for Dharamshalas, camping ground								

Sl. No.	Name of Revenues	Tick only those revenues collected by State agencies and partly shared with Panchayats	Tick only those revenues collected by the State but transferred totally to Panchayats	Gram Panchayats		Block Panchayat		District Panchayat	
				Empowered to collect	Actually being collected	Empowered to collect	Actually being collected	Empowered to collect	Actually being collected
23	Fee for drainage								
24	Fees on registration for running trade, wholesale or retail								
25	Fees on license on dogs, birds & other domestic pet								
26	Drainage rate								
27	Fees for use of burning ghat								
28	Fees on registration for tube-wells fitted with motor-driven pump sets								
29	Fees on plaints, petitions & other processes in suits and cases instituted before the Nyaya Panchayat								
30	Others (Specify if any)								
<b>Block Panchayats</b>									
31	Fee on cinema halls, brick kilns, saw mills, timber depots, private fisheries, vegetable gardens for commercial purpose etc.								
32	Fee on registration of vehicles (those not registered under any other law)								
33	Fee for providing sanitary								

Sl. No.	Name of Revenues	Tick only those revenues collected by State agencies and partly shared with Panchayats	Tick only those revenues collected by the State but transferred totally to Panchayats	Gram Panchayats		Block Panchayat		District Panchayat	
				Empowered to collect	Actually being collected	Empowered to collect	Actually being collected	Empowered to collect	Actually being collected
	arrangements in places of worship pilgrimage fairs and melas								
34	Fee for license for a haat or market								
35	Water rate for supply of water for drinking, irrigation etc								
36	Lighting rate/fees								
37	Fee on public hospitals, dispensaries , schools, sarais, markets, rest houses & other public institutions								
38	Fee on supply, storage and preservation of water for drinking, bathing etc								
39	Fee for preservation and reclamation of soil and drainage and reclamation of swamps								
40	Fees fairs, agricultural shows and industrial exhibitions								
41	Fee for any other license								
42	Others (Specify if any)								
<b>District Panchayats</b>									
43	Fees on registration of boats								
44	Fees on registration of Vehicles								
45	Fee for providing sanitary								



Sl. No.	Name of Revenues	Tick only those revenues collected by State agencies and partly shared with Panchayats	Tick only those revenues collected by the State but transferred totally to Panchayats	Gram Panchayats		Block Panchayat		District Panchayat	
				Empowered to collect	Actually being collected	Empowered to collect	Actually being collected	Empowered to collect	Actually being collected
	arrangements in places of worship, pilgrimage, fairs and melas								
46	Fees on license for mela or fairs								
47	Lighting rate/fees								
48	Water rate								
49	Fee on public hospitals, dispensaries, schools, sarais, markets, rest houses & other public institutions								
50	Fee on supply, storage and preservation of water for drinking, bathing etc								
51	Fee for preservation & reclamation of soil & drainage & reclamation of swamp								
52	Fees fairs, agricultural shows and industrial exhibitions								
53	Fee for temporary erection or putting a projection on public street or land								
54	Conservancy fee								
55	Fee on the registration of animals sold in fairs and melas								

Sl. No.	Name of Revenues	Tick only those revenues collected by State agencies and partly shared with Panchayats	Tick only those revenues collected by the State but transferred totally to Panchayats	Gram Panchayats		Block Panchayat		District Panchayat	
				Empowered to collect	Actually being collected	Empowered to collect	Actually being collected	Empowered to collect	Actually being collected
56	Market fee on persons exposing goods for sale in any market								
57	Fee for use of dharamsalas, rest houses, slaughter house & encamping ground								
58	License fee on brokers, commission agent, weighmen or measures practicing their callings								
59	Others (Specify if any)								

## 2. Own Revenue Collection 2012 - 13

Furnish actual details of revenue collection tier wise, source wise, for the year 2012-13 in lakhs of rupees

S No	Description of Variable	Gram Panchayat	Block Panchayat	District Panchayat	Total
<b>Tax Items</b>					
<b>Gram Panchayats</b>					
01	Property tax on land and/or buildings (House tax)				
02	Taxes on Profession, Trades and callings				
03	Toll on persons, vehicles & animals				
04	Tax on sale of firewood and thatch, conservancy and slaughterhouses				
05	Tax on Private haat and private fisheries				
06	Tax on Shops, pharmacies, workshops etc				

<b>S No</b>	<b>Description of Variable</b>	<b>Gram Panchayat</b>	<b>Block Panchayat</b>	<b>District Panchayat</b>	<b>Total</b>
07	Tax on cultivable land lying fallow for more than 2 years				
08	Cess or fee on registration of cattle sold				
09	Cess or fee on license for starting tea stall, hotels and restaurants				
10	Tax/Cess on cycles, carts, boats, rickshaw, vehicle drawn by animals				
11	Tax on entertainment other than cinematograph shows				
12	Tax on advertisement and hoardings				
13	Lighting tax/rate				
14	Drainage Tax				
15	Octroi (other than on petroleum products)				
16	Garbage disposal tax				
17	Pilgrim tax				
18	Octroi on animals, goods				
19	Tax on fairs, festivals and other entertainment				
20	Tax on vehicles, boats, animals				
21	Toll on animals and vehicles				
22	Additional Stamp duty				
23	Conservancy tax				
24	Duty on Transfer of Property				
25	Entertainment tax/duty				
26	General/special sanitary cess				
27	Land conversion cess				
28	Service tax for sanitation, water supply, scavenging, street lighting & drainage				

S No	Description of Variable	Gram Panchayat	Block Panchayat	District Panchayat	Total
29	Tax on agricultural land for specific purpose				
30	Tax on cinemas & theatre				
31	Tax on commercial crops				
32	Tax on dogs kept				
33	Tax on gharats, rice husking mills, brick kiln, oil mills				
34	Tax on hawkers, pheriwalas				
35	Tax on person exposing goods for sale in markets, hats, or melas				
36	Tax on vehicles other than motor vehicles				
37	Tax on works of public utility (i.e. on adult male members of sabha area for construction of public work of general utility)				
38	Toll on ferry established or run by GP				
39	Toll on persons, animals, Vehicles on toll bar established by GP and or on roads (other than kutchra), bridges under GP				
40	Water tax				
41	Royalty on minor minerals and metals				
42	Forest revenue				
43	Levy on agricultural land				
44	Road Tax				
45	Market Tax				
46	Motor vehicle Tax				
99	Others(Specify if any)				
<b>Block Panchayats</b>					
47	Toll on persons, animals, Vehicles on toll bar established by GP & or on roads (other than kutchra),				

S No	Description of Variable	Gram Panchayat	Block Panchayat	District Panchayat	Total
	bridges under GP				
48	Toll on ferry established or run by GP				
49	Surcharge on land revenue				
50	Cess on water rate				
51	Tax on supplying Water and electricity				
52	Tax on Profession, trades and callings				
53	Water Tax				
54	Tax on Theatrical performance				
55	Tax on use of agricultural land				
56	Tax on fairs				
57	Royalty on minor minerals and metals				
58	Forest revenue				
59	Stamp duty levied on transfer of property				
60	Road Tax				
61	Market Tax				
62	Entertainment Tax				
63	Motor vehicle Tax				
999	Others(Specify if any				
<b>District Panchayats</b>					
64	Toll on persons, animals, Vehicles on toll bar established by GP & or on roads (other than kutch), bridges under GP				
65	Toll on ferry established or run by GP				
66	Water Tax				
67	Tax on fairs, melas and other entertainments				
68	Sanitation Tax				
69	Pilgrim Tax				

S No	Description of Variable	Gram Panchayat	Block Panchayat	District Panchayat	Total
70	Special tax on lands and buildings				
71	Tax on land benefited by irrigation or developmental works				
72	Royalty on minor minerals and metals				
73	Forest Revenue				
74	Stamp duty levied on transfer of property				
75	Levy on agricultural land				
76	Road Tax				
77	Market Tax				
78	Entertainment Tax				
79	Motor Vehicle Tax				
9999	Others (Specify if any)				
<b>Non Tax Items</b>					
<b>Gram Panchayats</b>					
1	Fee for providing sanitary arrangement in places of worship, fairs & melas				
2	Water rate for supply of water for drinking, irrigation etc				
3	Lighting rate/fees				
4	Conservancy rate/fees				
5	Fees on license on running trade				
6	Fee on registration of vehicles (those not registered under any other law)				
7	Pilgrimage fee				
8	Market fee				
9	Fee on registration of cattle/animals sold				
10	Fees on buses and taxis, auto stand, car stand				
11	Fees on grazing cattle on grazing lands				

<b>S No</b>	<b>Description of Variable</b>	<b>Gram Panchayat</b>	<b>Block Panchayat</b>	<b>District Panchayat</b>	<b>Total</b>
12	Fee on sale of goods in fairs, markets, festivals				
13	Fee on cart stand, tonga stand				
14	Fee for temporary erection or putting a projection on public street or land				
15	Fee for the use of slaughter house, encamping grounds				
16	Fee for temporary occupation of village sites, roads & other public places				
17	Fee on tongas				
18	Adda fee				
19	Fee on cattle pounds				
20	Fee for application of creation or re-creation of buildings				
21	Service charges for toilet facilities, parking facilities etc				
22	Fee for Dharamshalas, camping ground				
23	Fee for drainage				
24	Fees on registration for running trade, wholesale or retail				
25	Fees on license on dogs, birds & other domestic pet				
26	Drainage rate				
27	Fees for use of burning ghat				
28	Fees on registration for tube-wells fitted with motor-driven pump sets				
29	Fees on plaints, petitions & other processes in suits and cases instituted before the Nyaya Panchayat				
30	Others (Specify if any)				
<b>Block Panchayats</b>					
31	Fee on cinema halls, brick kilns, saw mills, timber depots, private fisheries, vegetable gardens for				

S No	Description of Variable	Gram Panchayat	Block Panchayat	District Panchayat	Total
	commercial purpose etc.				
32	Fee on registration of vehicles (those not registered under any other law)				
33	Fee for providing sanitary arrangements in places of worship pilgrimage fairs and melas				
34	Fee for license for a haat or market				
35	Water rate for supply of water for drinking, irrigation etc				
36	Lighting rate/fees				
37	Fee on public hospitals, dispensaries , schools, sarais, markets, rest houses & other public institutions				
38	Fee on supply, storage and preservation of water for drinking, bathing etc				
39	Fee for preservation and reclamation of soil and drainage and reclamation of swamps				
40	Fees fairs, agricultural shows and industrial exhibitions				
41	Fee for any other license				
42	Others (Specify if any)				
<b>District Panchayats</b>					
43	Fees on registration of boats				
44	Fees on registration of Vehicles				
45	Fee for providing sanitary arrangements in places of worship, pilgrimage, fairs and melas				
46	Fees on license for mela or fairs				
47	Lighting rate/fees				
48	Water rate				
49	Fee on public hospitals, dispensaries , schools,				



S No	Description of Variable	Gram Panchayat	Block Panchayat	District Panchayat	Total
	sarais, markets, rest houses & other public institutions				
50	Fee on supply, storage and preservation of water for drinking, bathing etc				
51	Fee for preservation & reclamation of soil & drainage & reclamation of swamp				
52	Fees fairs, agricultural shows and industrial exhibitions				
53	Fee for temporary erection or putting a projection on public street or land				
54	Conservancy fee				
55	Fee on the registration of animals sold in fairs and melas				
56	Market fee on persons exposing goods for sale in any market				
57	Fee for use of dharamsalas, rest houses, slaughter house & encamping ground				
58	License fee on brokers, commission agent, weighmen or measures practicing their callings				
59	Others (Specify if any)				

### 3. Own Revenue Collection 2013-14

Furnish actual details of revenue collection tier wise, source wise, for the year 2013-14 in lakhs of rupees

S No	Description of Variable	Gram Panchayat	Block Panchayat	District Panchayat	Total
<b>Tax Items</b>					
<b>Gram Panchayats</b>					
01	Property tax on land and/or buildings (House tax)				
02	Taxes on Profession, Trades and callings				
03	Toll on persons, vehicles & animals				

<b>S No</b>	<b>Description of Variable</b>	<b>Gram Panchayat</b>	<b>Block Panchayat</b>	<b>District Panchayat</b>	<b>Total</b>
04	Tax on sale of firewood and thatch, conservancy and slaughterhouses				
05	Tax on Private haat and private fisheries				
06	Tax on Shops, pharmacies, workshops etc				
07	Tax on cultivable land lying fallow for more than 2 years				
08	Cess or fee on registration of cattle sold				
09	Cess or fee on license for starting tea stall, hotels and restaurants				
10	Tax/Cess on cycles, carts, boats, rickshaw, vehicle drawn by animals				
11	Tax on entertainment other than cinematograph shows				
12	Tax on advertisement and hoardings				
13	Lighting tax/rate				
14	Drainage Tax				
15	Octroi (other than on petroleum products)				
16	Garbage disposal tax				
17	Pilgrim tax				
18	Octroi on animals, goods				
19	Tax on fairs, festivals and other entertainment				
20	Tax on vehicles, boats, animals				
21	Toll on animals and vehicles				
22	Additional Stamp duty				
23	Conservancy tax				
24	Duty on Transfer of Property				
25	Entertainment tax/duty				
26	General/special sanitary cess				

S No	Description of Variable	Gram Panchayat	Block Panchayat	District Panchayat	Total
27	Land conversion cess				
28	Service tax for sanitation, water supply, scavenging, street lighting & drainage				
29	Tax on agricultural land for specific purpose				
30	Tax on cinemas & theatre				
31	Tax on commercial crops				
32	Tax on dogs kept				
33	Tax on gharats, rice husking mills, brick kiln, oil mills				
34	Tax on hawkers, pheriwalas				
35	Tax on person exposing goods for sale in markets, hats, or melas				
36	Tax on vehicles other than motor vehicles				
37	Tax on works of public utility (i.e. on adult male members of sabha area for construction of public work of general utility)				
38	Toll on ferry established or run by GP				
39	Toll on persons, animals, Vehicles on toll bar established by GP and or on roads (other than kutchra), bridges under GP				
40	Water tax				
41	Royalty on minor minerals and metals				
42	Forest revenue				
43	Levy on agricultural land				
44	Road Tax				
45	Market Tax				
46	Motor vehicle Tax				
99	Others(Specify if any)				

S No	Description of Variable	Gram Panchayat	Block Panchayat	District Panchayat	Total
<b>Block Panchayats</b>					
47	Toll on persons, animals, Vehicles on toll bar established by GP & or on roads (other than kutch), bridges under GP				
48	Toll on ferry established or run by GP				
49	Surcharge on land revenue				
50	Cess on water rate				
51	Tax on supplying Water and electricity				
52	Tax on Profession, trades and callings				
53	Water Tax				
54	Tax on Theatrical performance				
55	Tax on use of agricultural land				
56	Tax on fairs				
57	Royalty on minor minerals and metals				
58	Forest revenue				
59	Stamp duty levied on transfer of property				
60	Road Tax				
61	Market Tax				
62	Entertainment Tax				
63	Motor vehicle Tax				
999	Others(Specify if any				
<b>District Panchayats</b>					
64	Toll on persons, animals, Vehicles on toll bar established by GP & or on roads (other than kutch), bridges under GP				
65	Toll on ferry established or run by GP				
66	Water Tax				

S No	Description of Variable	Gram Panchayat	Block Panchayat	District Panchayat	Total
67	Tax on fairs, melas and other entertainments				
68	Sanitation Tax				
69	Pilgrim Tax				
70	Special tax on lands and buildings				
71	Tax on land benefited by irrigation or developmental works				
72	Royalty on minor minerals and metals				
73	Forest Revenue				
74	Stamp duty levied on transfer of property				
75	Levy on agricultural land				
76	Road Tax				
77	Market Tax				
78	Entertainment Tax				
79	Motor Vehicle Tax				
9999	Others (Specify if any)				
<b>Non Tax Items</b>					
<b>Gram Panchayats</b>					
1	Fee for providing sanitary arrangement in places of worship, fairs & melas				
2	Water rate for supply of water for drinking, irrigation etc				
3	Lighting rate/fees				
4	Conservancy rate/fees				
5	Fees on license on running trade				
6	Fee on registration of vehicles (those not registered under any other law)				

S No	Description of Variable	Gram Panchayat	Block Panchayat	District Panchayat	Total
7	Pilgrimage fee				
8	Market fee				
9	Fee on registration of cattle/animals sold				
10	Fees on buses and taxis, auto stand, car stand				
11	Fees on grazing cattle on grazing lands				
12	Fee on sale of goods in fairs, markets, festivals				
13	Fee on cart stand, tonga stand				
14	Fee for temporary erection or putting a projection on public street or land				
15	Fee for the use of slaughter house, encamping grounds				
16	Fee for temporary occupation of village sites, roads & other public places				
17	Fee on tongas				
18	Adda fee				
19	Fee on cattle pounds				
20	Fee for application of creation or re-creation of buildings				
21	Service charges for toilet facilities, parking facilities etc				
22	Fee for Dharamshalas, camping ground				
23	Fee for drainage				
24	Fees on registration for running trade, wholesale or retail				
25	Fees on license on dogs, birds & other domestic pet				
26	Drainage rate				
27	Fees for use of burning ghat				
28	Fees on registration for tube-wells fitted with motor-driven pump sets				
29	Fees on plaints, petitions & other processes in suits				

S No	Description of Variable	Gram Panchayat	Block Panchayat	District Panchayat	Total
	and cases instituted before the Nyaya Panchayat				
30	Others (Specify if any)				
<b>Block Panchayats</b>					
31	Fee on cinema halls, brick kilns, saw mills, timber depots, private fisheries, vegetable gardens for commercial purpose etc.				
32	Fee on registration of vehicles (those not registered under any other law)				
33	Fee for providing sanitary arrangements in places of worship pilgrimage fairs and melas				
34	Fee for license for a haat or market				
35	Water rate for supply of water for drinking, irrigation etc				
36	Lighting rate/fees				
37	Fee on public hospitals, dispensaries , schools, sarais, markets, rest houses & other public institutions				
38	Fee on supply, storage and preservation of water for drinking, bathing etc				
39	Fee for preservation and reclamation of soil and drainage and reclamation of swamps				
40	Fees fairs, agricultural shows and industrial exhibitions				
41	Fee for any other license				
42	Others (Specify if any)				
<b>District Panchayats</b>					
43	Fees on registration of boats				
44	Fees on registration of Vehicles				
45	Fee for providing sanitary arrangements in places of worship, pilgrimage, fairs and melas				

<b>S No</b>	<b>Description of Variable</b>	<b>Gram Panchayat</b>	<b>Block Panchayat</b>	<b>District Panchayat</b>	<b>Total</b>
46	Fees on license for mela or fairs				
47	Lighting rate/fees				
48	Water rate				
49	Fee on public hospitals, dispensaries , schools, sarais, markets, rest houses & other public institutions				
50	Fee on supply, storage and preservation of water for drinking, bathing etc				
51	Fee for preservation & reclamation of soil & drainage & reclamation of swamp				
52	Fees fairs, agricultural shows and industrial exhibitions				
53	Fee for temporary erection or putting a projection on public street or land				
54	Conservancy fee				
55	Fee on the registration of animals sold in fairs and melas				
56	Market fee on persons exposing goods for sale in any market				
57	Fee for use of dharamsalas, rest houses, slaughter house & encamping ground				
58	License fee on brokers, commission agent, weighmen or measures practicing their callings				
59	Others (Specify if any)				



#### 4. Own Revenue Collection 2014-15

Furnish actual details of revenue collection tier wise, source wise, for the year 2014-15 in lakhs of rupees

S No	Description of Variable	Gram Panchayat	Block Panchayat	District Panchayat	Total
<b>Tax Items</b>					
<b>Gram Panchayats</b>					
01	Property tax on land and/or buildings (House tax)				
02	Taxes on Profession, Trades and callings				
03	Toll on persons, vehicles & animals				
04	Tax on sale of firewood and thatch, conservancy and slaughterhouses				
05	Tax on Private haat and private fisheries				
06	Tax on Shops, pharmacies, workshops etc				
07	Tax on cultivable land lying fallow for more than 2 years				
08	Cess or fee on registration of cattle sold				
09	Cess or fee on license for starting tea stall, hotels and restaurants				
10	Tax/Cess on cycles, carts, boats, rickshaw, vehicle drawn by animals				
11	Tax on entertainment other than cinematograph shows				
12	Tax on advertisement and hoardings				
13	Lighting tax/rate				
14	Drainage Tax				
15	Octroi (other than on petroleum products)				
16	Garbage disposal tax				
17	Pilgrim tax				
18	Octroi on animals, goods				
19	Tax on fairs, festivals and other entertainment				

<b>S No</b>	<b>Description of Variable</b>	<b>Gram Panchayat</b>	<b>Block Panchayat</b>	<b>District Panchayat</b>	<b>Total</b>
20	Tax on vehicles, boats, animals				
21	Toll on animals and vehicles				
22	Additional Stamp duty				
23	Conservancy tax				
24	Duty on Transfer of Property				
25	Entertainment tax/duty				
26	General/special sanitary cess				
27	Land conversion cess				
28	Service tax for sanitation, water supply, scavenging, street lighting & drainage				
29	Tax on agricultural land for specific purpose				
30	Tax on cinemas & theatre				
31	Tax on commercial crops				
32	Tax on dogs kept				
33	Tax on gharats, rice husking mills, brick kiln, oil mills				
34	Tax on hawkers, pheriwalas				
35	Tax on person exposing goods for sale in markets, hats, or melas				
36	Tax on vehicles other than motor vehicles				
37	Tax on works of public utility (i.e. on adult male members of sabha area for construction of public work of general utility)				
38	Toll on ferry established or run by GP				
39	Toll on persons, animals, Vehicles on toll bar established by GP and or on roads (other than kutchha), bridges under GP				
40	Water tax				
41	Royalty on minor minerals and metals				

S No	Description of Variable	Gram Panchayat	Block Panchayat	District Panchayat	Total
42	Forest revenue				
43	Levy on agricultural land				
44	Road Tax				
45	Market Tax				
46	Motor vehicle Tax				
99	Others(Specify if any)				
<b>Block Panchayats</b>					
47	Toll on persons, animals, Vehicles on toll bar established by GP & or on roads (other than kutchha), bridges under GP				
48	Toll on ferry established or run by GP				
49	Surcharge on land revenue				
50	Cess on water rate				
51	Tax on supplying Water and electricity				
52	Tax on Profession, trades and callings				
53	Water Tax				
54	Tax on Theatrical performance				
55	Tax on use of agricultural land				
56	Tax on fairs				
57	Royalty on minor minerals and metals				
58	Forest revenue				
59	Stamp duty levied on transfer of property				
60	Road Tax				
61	Market Tax				
62	Entertainment Tax				
63	Motor vehicle Tax				
999	Others(Specify if any)				

S No	Description of Variable	Gram Panchayat	Block Panchayat	District Panchayat	Total
<b>District Panchayats</b>					
64	Toll on persons, animals, Vehicles on toll bar established by GP & or on roads (other than kutchra), bridges under GP				
65	Toll on ferry established or run by GP				
66	Water Tax				
67	Tax on fairs, melas and other entertainments				
68	Sanitation Tax				
69	Pilgrim Tax				
70	Special tax on lands and buildings				
71	Tax on land benefited by irrigation or developmental works				
72	Royalty on minor minerals and metals				
73	Forest Revenue				
74	Stamp duty levied on transfer of property				
75	Levy on agricultural land				
76	Road Tax				
77	Market Tax				
78	Entertainment Tax				
79	Motor Vehicle Tax				
9999	Others (Specify if any)				
<b>Non Tax Items</b>					
<b>Gram Panchayats</b>					
1	Fee for providing sanitary arrangement in places of worship, fairs & melas				
2	Water rate for supply of water for drinking, irrigation etc				
3	Lighting rate/fees				
4	Conservancy rate/fees				

S No	Description of Variable	Gram Panchayat	Block Panchayat	District Panchayat	Total
5	Fees on license on running trade				
6	Fee on registration of vehicles (those not registered under any other law)				
7	Pilgrimage fee				
8	Market fee				
9	Fee on registration of cattle/animals sold				
10	Fees on buses and taxis, auto stand, car stand				
11	Fees on grazing cattle on grazing lands				
12	Fee on sale of goods in fairs, markets, festivals				
13	Fee on cart stand, tonga stand				
14	Fee for temporary erection or putting a projection on public street or land				
15	Fee for the use of slaughter house, encamping grounds				
16	Fee for temporary occupation of village sites, roads & other public places				
17	Fee on tongas				
18	Adda fee				
19	Fee on cattle pounds				
20	Fee for application of creation or re-creation of buildings				
21	Service charges for toilet facilities, parking facilities etc				
22	Fee for Dharamshalas, camping ground				
23	Fee for drainage				
24	Fees on registration for running trade, wholesale or retail				
25	Fees on license on dogs, birds & other domestic pet				
26	Drainage rate				
27	Fees for use of burning ghat				
28	Fees on registration for tube-wells fitted with motor-driven pump sets				

S No	Description of Variable	Gram Panchayat	Block Panchayat	District Panchayat	Total
29	Fees on plaints, petitions & other processes in suits and cases instituted before the Nyaya Panchayat				
30	Others (Specify if any)				
<b>Block Panchayats</b>					
31	Fee on cinema halls, brick kilns, saw mills, timber depots, private fisheries, vegetable gardens for commercial purpose etc.				
32	Fee on registration of vehicles (those not registered under any other law)				
33	Fee for providing sanitary arrangements in places of worship pilgrimage fairs and melas				
34	Fee for license for a haat or market				
35	Water rate for supply of water for drinking, irrigation etc				
36	Lighting rate/fees				
37	Fee on public hospitals, dispensaries , schools, sarais, markets, rest houses & other public institutions				
38	Fee on supply, storage and preservation of water for drinking, bathing etc				
39	Fee for preservation and reclamation of soil and drainage and reclamation of swamps				
40	Fees fairs, agricultural shows and industrial exhibitions				
41	Fee for any other license				
42	Others (Specify if any)				
<b>District Panchayats</b>					
43	Fees on registration of boats				
44	Fees on registration of Vehicles				
45	Fee for providing sanitary arrangements in places of worship, pilgrimage, fairs and melas				
46	Fees on license for mela or fairs				

<b>S No</b>	<b>Description of Variable</b>	<b>Gram Panchayat</b>	<b>Block Panchayat</b>	<b>District Panchayat</b>	<b>Total</b>
47	Lighting rate/fees				
48	Water rate				
49	Fee on public hospitals, dispensaries , schools, sarais, markets, rest houses & other public institutions				
50	Fee on supply, storage and preservation of water for drinking, bathing etc				
51	Fee for preservation & reclamation of soil & drainage & reclamation of swamp				
52	Fees fairs, agricultural shows and industrial exhibitions				
53	Fee for temporary erection or putting a projection on public street or land				
54	Conservancy fee				
55	Fee on the registration of animals sold in fairs and melas				
56	Market fee on persons exposing goods for sale in any market				
57	Fee for use of dharamsalas, rest houses, slaughter house & encamping ground				
58	License fee on brokers, commission agent, weighmen or measures practicing their callings				
59	Others (Specify if any)				

## M. FUNDS AVAILABLE WITH PANCHAYATS

### 1. Reciepts 2012-13

Please enter the figure in 'Rs. Lakh' only against the appropriate level of Panchayats.

S.No.	Break up of Revenue	Panchayats			
		Gram Panchayat	Block Panchayat	District Panchayat	Total
<b>Financial Year 2012– 13</b>					
<b>Opening Balance</b>					
1.	Revenue transferred to Panchayats by State-Tax				
2.	Panchayats Own Revenue collection from rental, lease, etc.				
3.	Panchayats Own Revenue from other Non-Tax items				
4.	Panchayat Own Revenue from Tax items				
5.	Panchayat Own Revenue from All Sources Together				
6.	<b>Plan Grant</b> transferred by State to Panchayats untied to any scheme – <b>SFC</b>				
7.	<b>Plan Grant</b> transferred by State to Panchayats untied to any scheme – <b>NFC</b>				
8.	<b>Plan Grant</b> transferred by State to Panchayats untied to any scheme – <b>Other</b>				
9.	<b>Plan Grant</b> transferred by State to Panchayats tied to schemes – <b>SFC</b>				
10.	<b>Plan Grant</b> transferred by State to Panchayats tied to schemes – <b>NFC</b>				
11.	<b>Plan Grant</b> transferred by State to Panchayats tied to schemes – <b>Other</b>				
12.	<b>Non-Plan Grant</b> transferred by State to Panchayats untied to any scheme – <b>SFC</b>				
13.	<b>Non-Plan Grant</b> transferred by State to Panchayats untied to any scheme – <b>Other</b>				
14.	<b>Non-Plan Grant</b> transferred by State to Panchayats tied to schemes – <b>SFC</b>				
15.	<b>Non-Plan Grant</b> transferred by State to Panchayats tied to schemes – <b>Other</b>				
16.	<b>Loan</b> taken by the Panchayats				
17.	Any other transfer-Please specify				



S.No.	Break up of Revenue	Panchayats			
		Gram Panchayat	Block Panchayat	District Panchayat	Total
	<b>Total</b>				
	<b>Actual Receipt</b>				
18.	Revenue transferred to Panchayats by State-Tax				
19.	Panchayats Own Revenue collection from rental, lease, etc.				
20.	Panchayats Own Revenue from other Non-Tax items				
21.	Panchayat Own Revenue from Tax items				
22.	Panchayat Own Revenue from All Sources Together				
23.	<b>Plan Grant</b> transferred by State to Panchayats untied to any scheme – <b>SFC</b>				
24.	<b>Plan Grant</b> transferred by State to Panchayats untied to any scheme – <b>NFC</b>				
25.	<b>Plan Grant</b> transferred by State to Panchayats untied to any scheme – <b>Other</b>				
26.	<b>Plan Grant</b> transferred by State to Panchayats tied to schemes - <b>SFC</b>				
27.	<b>Plan Grant</b> transferred by State to Panchayats tied to schemes – <b>NFC</b>				
28.	<b>Plan Grant</b> transferred by State to Panchayats tied to schemes - <b>Other</b>				
29.	<b>Non-Plan Grant</b> transferred by State to Panchayats untied to any scheme - <b>SFC</b>				
30.	<b>Non-Plan Grant</b> transferred by State to Panchayats untied to any scheme - <b>Other</b>				
31.	<b>Non-Plan Grant</b> transferred by State to Panchayats tied to schemes - <b>SFC</b>				
32.	<b>Non-Plan Grant</b> transferred by State to Panchayats tied to schemes - <b>Other</b>				
33.	<b>Loan</b> taken by the Panchayats				
34.	Any other transfer-Please specify				
	<b>Total</b>				
	<b>Total</b>				

## 2. Receipts 2013-14

Financial Year 2013 – 14					
<b>Opening Balance</b>					
1.	Revenue transferred to Panchayats by State- Tax				
2.	Revenue transferred to Panchayats by State-Non Tax				
3.	Panchayats Own Revenue g collection from rental, lease, etc.				
4.	Panchayats Own Revenue from other Non-Tax items				
5.	Panchayat Own Revenue from Tax items				
6.	Panchayat Own Revenue from All Sources Together				
7.	<b>Plan Grant</b> transferred by State to Panchayats untied to any scheme – <b>SFC</b>				
8.	<b>Plan Grant</b> transferred by State to Panchayats untied to any scheme – <b>NFC</b>				
9.	<b>Plan Grant</b> transferred by State to Panchayats untied to any scheme - <b>Other</b>				
10.	<b>Plan Grant</b> transferred by State to Panchayats tied to schemes – <b>SFC</b>				
11.	<b>Plan Grant</b> transferred by State to Panchayats tied to schemes – <b>NFC</b>				
12.	<b>Plan Grant</b> transferred by State to Panchayats tied to schemes – <b>Other</b>				
13.	<b>Non-Plan Grant</b> transferred by State to Panchayats untied to any scheme - <b>SFC</b>				
14.	<b>Non-Plan Grant</b> transferred by State to Panchayats untied to any scheme - <b>Other</b>				
15.	<b>Non-Plan Grant</b> transferred by State to Panchayats tied to schemes - <b>SFC</b>				
16.	<b>Non-Plan Grant</b> transferred by State to Panchayats tied to schemes - <b>Other</b>				
17.	<b>Loan</b> taken by the Panchayats				
18.	Any other transfer-Please specify				
	<b>Total</b>				

<b>Actual Receipt</b>					
19.	Revenue transferred to Panchayats by State-Tax				
20.	Panchayats Own Revenue collection from rental, lease, etc.				
21.	Panchayats Own Revenue from other Non-Tax items				
22.	Panchayat Own Revenue from Tax items				
23.	Panchayat Own Revenue from All Sources Together				
24.	<b>Plan Grant</b> transferred by State to Panchayats untied to any scheme - <b>SFC</b>				
25.	<b>Plan Grant</b> transferred by State to Panchayats untied to any scheme - <b>NFC</b>				
26.	<b>Plan Grant</b> transferred by State to Panchayats untied to any scheme - <b>Other</b>				
27.	<b>Plan Grant</b> transferred by State to Panchayats tied to schemes - <b>SFC</b>				
28.	<b>Plan Grant</b> transferred by State to Panchayats tied to schemes - <b>NFC</b>				
29.	<b>Plan Grant</b> transferred by State to Panchayats tied to schemes - <b>Other</b>				
30.	<b>Non-Plan Grant</b> transferred by State to Panchayats untied to any scheme - <b>SFC</b>				
31.	<b>Non-Plan Grant</b> transferred by State to Panchayats untied to any scheme - <b>Other</b>				
32.	<b>Non-Plan Grant</b> transferred by State to Panchayats tied to schemes - <b>SFC</b>				
33.	<b>Non-Plan Grant</b> transferred by State to Panchayats tied to schemes - <b>Other</b>				
34.	<b>Loan</b> taken by the Panchayats				
35.	Any other transfer-Please specify				
	<b>Total</b>				
<b>Total</b>					

### 3. Receipts 2014-15

Financial Year 2014 – 15					
<b>Opening Balance</b>					
1.	Revenue transferred to Panchayats by State- Tax				
2.	Revenue transferred to Panchayats by State-Non Tax				
3.	Panchayats Own Revenue g collection from rental, lease, etc.				
4.	Panchayats Own Revenue from other Non-Tax items				
5.	Panchayat Own Revenue from Tax items				
6.	Panchayat Own Revenue from All Sources Together				
7.	<b>Plan Grant</b> transferred by State to Panchayats untied to any scheme – <b>SFC</b>				
8.	<b>Plan Grant</b> transferred by State to Panchayats untied to any scheme – <b>NFC</b>				
9.	<b>Plan Grant</b> transferred by State to Panchayats untied to any scheme – <b>Other</b>				
10.	<b>Plan Grant</b> transferred by State to Panchayats tied to schemes – <b>SFC</b>				
11.	<b>Plan Grant</b> transferred by State to Panchayats tied to schemes – <b>NFC</b>				
12.	<b>Plan Grant</b> transferred by State to Panchayats tied to schemes – <b>Other</b>				
13.	<b>Non-Plan Grant</b> transferred by State to Panchayats untied to any scheme – <b>SFC</b>				
14.	<b>Non-Plan Grant</b> transferred by State to Panchayats untied to any scheme – <b>Other</b>				
15.	<b>Non-Plan Grant</b> transferred by State to Panchayats tied to schemes – <b>SFC</b>				
16.	<b>Non-Plan Grant</b> transferred by State to Panchayats tied to schemes – <b>Other</b>				
17.	<b>Loan</b> taken by the Panchayats				
18.	Any other transfer-Please specify				
	<b>Total</b>				

<b>Actual Receipt</b>					
19.	Revenue transferred to Panchayats by State-Tax				
20.	Panchayats Own Revenue collection from rental, lease, etc.				
21.	Panchayats Own Revenue from other Non-Tax items				
22.	Panchayat Own Revenue from Tax items				
23.	Panchayat Own Revenue from All Sources Together				
24.	<b>Plan Grant</b> transferred by State to Panchayats untied to any scheme – <b>SFC</b>				
25.	<b>Plan Grant</b> transferred by State to Panchayats untied to any scheme – <b>NFC</b>				
26.	<b>Plan Grant</b> transferred by State to Panchayats untied to any scheme – <b>Other</b>				
27.	<b>Plan Grant</b> transferred by State to Panchayats tied to schemes – <b>SFC</b>				
28.	<b>Plan Grant</b> transferred by State to Panchayats tied to schemes – <b>NFC</b>				
29.	<b>Plan Grant</b> transferred by State to Panchayats tied to schemes – <b>Other</b>				
30.	<b>Non-Plan Grant</b> transferred by State to Panchayats untied to any scheme – <b>SFC</b>				
31.	<b>Non-Plan Grant</b> transferred by State to Panchayats untied to any scheme – <b>Other</b>				
32.	<b>Non-Plan Grant</b> transferred by State to Panchayats tied to schemes – <b>SFC</b>				
33.	<b>Non-Plan Grant</b> transferred by State to Panchayats tied to schemes – <b>Other</b>				
34.	<b>Loan</b> taken by the Panchayats				
35.	Any other transfer-Please specify				
	<b>Total</b>				

#### 4. Innovations to improve revenue and realisation of revenue

1	<p><b>Innovations</b></p> <p>Any Government orders issued to improve <sup>6</sup></p> <p>(i) the funds of Panchayats since April 2011; if so, please describe measures during April 2011- March 2012</p> <p>(ii) the funds of Panchayats since April 2012; if so, please describe measures during April 2012- March 2013</p> <p>(iii) the funds of Panchayats since April 2013; if so, please describe measures during April 2013- March 2014</p> <p>(iv) the funds of Panchayats since April 2014; if so, please describe measures during April 2014- March 2015</p>				
2	<p><b>Actual realisation</b></p> <p>(i) Improvement in revenue mobilisation achieved source wise tier wise as a part of the measure April 2011- March 2012</p> <p>(ii) Improvement in revenue mobilisation achieved source wise tier wise as a part of the measure April 2012- March 2013</p> <p>Improvement in revenue mobilisation achieved source wise tier wise as a part of the measure April 2013- March 2014.</p> <p>Improvement in revenue mobilisation achieved source wise tier wise as a part of the measure April 2014- March 2015</p> <p>Improvement in revenue mobilisation achieved source wise tier wise as a part of the measure April 2015- till date</p>				

#### 3. Revenue increases source wise

##### a. Source wise increase in revenue 2012-13

Description	Name of Source	GP	BP	DP	Total
Increase in revenue	Source 1				
Increase in revenue	Source 2				

<sup>6</sup> Cite proof of the measure.

Description	Name of Source	GP	BP	DP	Total
Increase in revenue	Source 3				
Increase in revenue	Source 4				
Increase in revenue	Source 5				

**b. Source wise increase in revenue 2013-14**

Description	Name of Source	GP	BP	DP	Total
Increase in revenue	Source 1				
Increase in revenue	Source 2				
Increase in revenue	Source 3				
Increase in revenue	Source 4				
Increase in revenue	Source 5				

**c. Source wise increase in revenue 2014-15**

Description	Name of Source	GP	BP	DP	Total
Increase in revenue	Source 1				
Increase in revenue	Source 2				
Increase in revenue	Source 3				
Increase in revenue	Source 4				
Increase in revenue	Source 5				

**d. Source wise increase in revenue 2015-16**

Description	Name of Source	GP	BP	DP	Total
Increase in revenue	Source 1				
Increase in revenue	Source 2				
Increase in revenue	Source 3				
Increase in revenue	Source 4				
Increase in revenue	Source 5				

**5. Other innovations**

**a. What are the major items of actual transfers (vertical) across PRIs for joint programmes. Provide process, details and proof.**

SI No	Items of transfer	Tiers of panchayat involved	Guidelines issued if any	Coverage of panchayats			Resources transferred <sup>7</sup>			Source of information	Remarks
				GP	BP	DP	GP	BP	DP		

**b. What are the typical cases of actual transfers horizontal across PRIs for joint programmes. Provide process, details and proof**

SI No	Items of transfer	Type of panchayat involved	Guidelines issued if any	Coverage of panchayats			Resources transferred intra-tier <sup>8</sup>			Source of information
				GP	BP	DP	GP	BP	DP	

<sup>7</sup> Indicate only transfers to and don't show transfer from

<sup>8</sup> Indicate only transfers to and don't show transfer from



- c. Provide particulars of typical zero/low cost programmes tried out in the state and an estimate of the savings on opportunity costs, efficiency improvement etc.

Sl No	Description of typical zero/low cost programmes	Coverage			Benefits from the programme				Estimated value
		GP	BP	DP	Savings in opportunity costs	Efficiency improvement through advocacy and participation	Spill over benefits	Others	

- i. What is the MIS system in place to capture the details of zero/ low cost programmes provide details and proof.
- ii. Is there a mechanism of sharing good practices of zero/ low cost programmes in the state provide details and proof.
- iii. Provide details of calculations on estimate of resource equivalents of zero/low cost programmes.

Sl No	Description of typical zero/low cost programmes	Norms for benefit calculation (Indicate multiple items separated by serial nos. in the cell)	Estimate of unit benefit	Details of any primary or secondary source for unit benefit estimation	Remarks

- d. Provide particulars of innovative convergence of resources tried out in the state as reflected in total additional resources mobilised from and expenditure achieved through line departments, agencies and PRIs at various tiers. Please provide details and proof. Provide basis of information

SI No	Description of programme	Inter tier or intra-tier convergence	Agencies / departments involved in (horizontal) convergence	Receipts		Expeniture	
				Transfers across PRIs	Transfers from agencies/ dpartments	Actual expenditure across PRIs	Actual expenditure through agencies / departments

## N. EXPENDITURE OF PANCHAYATS

### 1. Particulars of Expenditure

(Development Expenditure excludes salary of permanent staff and non plan expenses on utilities, consumables, general establishment etc but includes maintenance of assets)

S.No.	Items	2012-13	2013-2014	2014-2015
1	Does the State have consolidated data on expenditure of Panchayats? (Yes/No) If yes furnish details tier wise			
	District Panchayat			
	Block Panchayat			
	Gram Panchayat			
2	If yes, expenditure on salaries paid by the State for transferred functionaries –Regular			
	District Panchayat			
	Block Panchayat			

S.No.	Items	2012-13	2013-2014	2014-2015
	Gram Panchayat			
	All tiers			
4	If yes, expenditure on salaries paid by the State for transferred functionaries –Contract			
	District Panchayat			
	Block Panchayat			
	Gram Panchayat			
	All tiers			
5	If yes, expenditure on salaries paid by the Panchayat –Regular			
	District Panchayat			
	Block Panchayat			
	Gram Panchayat			
	All tiers			
6	If yes, expenditure on salaries paid by the Panchayat –Contract			
	District Panchayat			
	Block Panchayat			
	Gram Panchayat			
	All tiers			
7	Expenditure on salaries Paid from all sources – Regular			
	District Panchayat			
	Block Panchayat			
	Gram Panchayat			
	All tiers			
8	Expenditure on salaries Paid from all sources – Contract			
	District Panchayat			
	Block Panchayat			
	Gram Panchayat			
	All tiers			
9	Expenditure on establishment expenses covering honorarium of Elected Representative (ER)s			

S.No.	Items	2012-13	2013-2014	2014-2015
	District Panchayat			
	Block Panchayat			
	Gram Panchayat			
	All tiers			
10	Development Expenditure covering road maintenance and non road maintenance made by all Panchayats source wise and tier wise			
	<b>District Panchayat</b>			
	Externally aided funds			
	Centrally Sponsored Schemes			
	State Sponsored Schemes (Tied funds) not including salary of regular persons			
	State Plan funds (Untied funds)			
	<b>Block Panchayat</b>			
	Externally aided funds			
	Centrally Sponsored Schemes			
	State Sponsored Schemes (Tied Funds) not including salary of regular persons)			
	State Plan Fund(Untied funds)			
	<b>Gram Panchayat</b>			
	Externally aided funds			
	Centrally Sponsored Schemes			
	State Sponsored Schemes (Tied funds) not including salary of regular persons			
	State Plan funds (Untied funds)			
	All tiers			
11	Revenue Expenditures made by Panchayats excluding salary and honorarium to Ers			
	District Panchayat			
	Block Panchayats			
	Gram Panchayats			
	All tiers			
12	Total expenditure made by all Panchayats of the State			
	District Panchayat			

S.No.	Items	2012-13	2013-2014	2014-2015
	Block Panchayat			
	Gram Panchayat			
	All tiers			
13	Closing Balance			
	District Panchayat			
	Block Panchayat			
	Gram Panchayat			
	All tiers			

#### O. RECENT INITIATIVES RELATED TO FINANCE AND ACCOUNTS

Please mention whether the following have been undertaken with respect to the following:

S No	Items	Responses	Which Year it was done
1.	Is there a supplement to State Budget for Panchayats (Yes/No) If yes furnish proof		
2.	If yes extent of coverage of the supplement (Plan only, Non Plan only and both Plan & Non Plan)		
3.	Percentage of resources devolved to Panchayat as a position of state plan resources covered in the supplement		NA
4.	Indicate code(s) of processes involved in supplement preparation (see code list)		NA
5.	Is Annual Report of Panchayat Audit placed before the State Legislature. (Yes/No)		
6.	If yes indicate code(s) of processes involved (see code list)		NA
7.	Electronic funds transfer system for Panchayats. (Yes/No)		
8.	If yes indicate code(s) of processes involved (see code list)		NA
9.	Prescribing qualifications of SFC members following central legislation and rules meant for National Finance Commission (NFC). (Yes/No)		

S No	Items	Responses	Which Year it was done
10.	Strengthening Gram Panchayat to levy Property Tax. (Yes/No)		
11.	If yes number of Panchayats where actual increase in Property Tax was achieved		NA
12.	Total Property Tax levied by all Panchayat together before the initiative		NA
13.	Total Property Tax levied after the initiative		NA
14.	Setting standard for the delivery of essential civic services in Gram Panchayats.(Yes/No)		
15.	If yes indicate the number of Gram Panchayat achieving the standards		NA
16.	If yes indicate the code(s) of processes involved (see code list)		NA

#### P. ACCOUNTING AND AUDIT

S No	Description of Variables			
1.	Please state recent rule, guidelines and other initiatives introduced since April 2012 in this regard. Furnish Proof			
2.	Please state recent rule, guidelines and other initiatives introduced since April 2013 in this regard. Furnish Proof			
3.	Please state recent rule, guidelines and other initiatives introduced since April 2014 in this regard. Furnish Proof			
4.	Whether Budget & Account format for Panchayats as prescribed by C&AG is followed? (Yes/No)			
5.	If yes, in which year was Budget & Account format as prescribed by C&AG introduced? Furnish Proof			
6.	Are the following documents of the panchayats available on web? Please indicate number of panchayat for which documents available on the web	<b>Gram Panchayat</b>	<b>Block Panchayat</b>	<b>District Panchayat</b>
	a) Budget Proposals			

S No	Description of Variables			
	b) Accounts Statements			
	c) Audited Accounts			
	d) Annual Performance Report			
7.	Is there a state level location where these are consolidated? (Yes/No)			
	If yes, specify the website, where accounts of Panchayats are available?			
	If not, what are the actions taken to make it online?			

S No	Description of Variables	Gram Panchayat	Block Panchayat	District Panchayat
8.	Who undertook the process of updating accounts online? (Own Staff/Outsourced)			
9.	Number of Panchayats audited in the fiscal year 2012-13:			
10.	Number of Panchayats audited in the fiscal year 2013-14:			
11.	Number of Panchayats audited in the fiscal year 2014-15:			
12.	Are the Consolidated Audit Reports of Panchayats for 2012-13 placed in State Assembly? (Yes/No)			
13.	Are the Consolidated Audit Reports of Panchayats for 2013-14 placed in State Assembly? (Yes/No)			
14.	Are the Consolidated Audit Reports of Panchayats for 2014-15 placed in State Assembly? (Yes/No)			
15.	Has the State developed a Financial Database for revenue and expenditure of Panchayats? (Yes/No)			

SNo	Description of Variables	Gram Panchayat	Block Panchayat	District Panchayat
16.	If yes, how many Panchayats are included in such data?			
17.	Are there trained staff for upkeep of accounts at the Panchayat level? (Yes/No)			
18.	If Yes, indicate designation wise number of personnel trained in upkeep of accounts			
19.	Secretary			
20.	Assistant Secretary			
21.	Accountant			
22.	Head Clerk			
23.	How many agencies are auditing the various aspects of accounts of the Panchayats			
24.	Who audits the accounts of Panchayats in the State? Please tick			
25.	C&AG			
26.	Local Fund Audit			
27.	Others (Specify)			

28	Please name the departments in the State Government. having Account with Panchayat Head and indicate details of total fund transfer for the year 2012-13:	Total Funds transferred in Lakhs of Rupees
	Name of Department	
	a)	
	b)	
	c)	
	d)	



29	Please name the departments in the State Government. having Account with Panchayat Head and indicate details of total fund transfer for the year 2013-14:	Total Funds transferred in Lakhs of Rupees
	Name of Department	
	a)	
	b)	
	c)	
	d)	

30	Please name the departments in the State Government. having Account with Panchayat Head and indicate details of total fund transfer for the year 2014-15:	Total Funds transferred in Lakhs of Rupees
	Name of Department	
	a)	
	b)	
	c)	
	d)	

### **Innovations and recent initiatives**

31	Please describe, if recent initiative(s) have been undertaken related to Accounting & Audit since April 2012. (Yes/No). If Yes furnish details and proof.
32	Please describe, if recent initiative(s) have been undertaken related to Accounting & Audit since April 2013. (Yes/No). If Yes furnish details and proof.
33	Please describe, if recent initiative(s) have been undertaken related to Accounting & Audit since April 2014. (Yes/No). If Yes furnish details and proof.

34	Please describe, if recent initiative(s) have been undertaken related to Accounting & Audit since April 2015. (Yes/No). If Yes furnish details and proof.
35	Is there any recent initiative in terms of innovative expenditure control since April 2012, if yes furnish details and poof.
36	Is there any recent initiative in terms of innovative expenditure control since April 2013, if yes furnish details and poof.
37	Is there any recent initiative in terms of innovative expenditure control since April 2014, if yes furnish details and poof.
38	Is there any recent initiative in terms of innovative expenditure control since April 2015, if yes furnish details and poof.

## SECTION V

### CONSTITUTIONAL INSTITUTION, CAPACITY BUILDING OF FUNCTIONARIES, ASPECTS OF GPDP GOVERNANCE AND ACCOUNTABILITY

#### Q. STATE ELECTION COMMISSION (SEC), ELECTION PROCESS AND RESERVATIONS

##### 1. Panchayat Elections

Sl. No.	Please fill up the boxes as per the questions in respective rows.			
1	Is the State Election Commission in place for conducting Panchayat Elections? (Yes/No)			
2	If yes, indicate the code for qualifications prescribed for SEC in the State? (see code list)			
3	Whether, the SEC is at par with a Judge of High Court with respect to: Provide details and proof	<b>Emoluments</b>	<b>Service Conditions</b>	<b>Removal</b>
4	What is the tenure of State Election Commissioner? Provide details and proof			
5	Who appoints the State Election Commissioner? Provide details and proof			
6	Who decides rotation of reserved seats? Provide details and proof			
7	Who decides election dates? Provide details and proof			
8	Who organises delimitation of constituencies? Provide details and proof			
9	Who prepares electoral rolls? Provide details and proof			
10	Does the State act provide for the use of Electronic Voting Machines? Provide details and proof			
11	Does the SEC use EVMs during elections? (Yes/No), Provide details and proof			
12	If yes, how many panchayats have been using EVMs for elections? (Give numbers) Basis of information	<b>Gram Panchayat</b>	<b>Block Panchayat</b>	<b>District Panchayat</b>
13	Does the State provide financial support to SECs for purchase of EVMs & other Equipment? (Yes/No) Provide details and proof			
14	If no, who provides the fund to purchase EVMs? Provide details and proof			

<b>Sl. No.</b>	<b>Please fill up the boxes as per the questions in respective rows.</b>			
15	a.Latest election cycle of Panchayats, Provide details			
	b.Whether panchayats were constituted in time during the latest cycle Provide details and proof			
	c.If not, Why? Provide details			
16	Are there interesting electoral practices/ reforms like defaulters in previous elections cannot contest, incentives for unanimous election, fine for not exercising franchise, mechanisms for calling back elected representatives? Provide details and proof			
17	Recent initiatives taken since April 2012? Provide details and proof			
	Recent initiatives taken since April 2013? Provide details and proof			
	Recent initiatives taken since April 2014? Provide details and proof			
	Recent initiatives taken since April 2015? Provide details and proof			
18	Percentage of reservation of women. Provide details of notification, act amendment and proof			

## 2. Dissolutions and Bye Elections

Sl. No	Items	Gram Panchayat						Block Panchayat						District Panchayat					
		2010-11	2011-12	2012-13	2013-14	2014-15	2015-till date	2010-11	2011-12	2012-13	2013-14	2014-15	2015-till date	2010-11	2011-12	2012-13	2013-14	2014-15	2015-till date
1	Number of Panchayats dissolved before the completion of five year term since 1 <sup>st</sup> April 2010. Provide details and proof																		
2	Of which, the number of bye elections conducted within 6 months Provide details and proof																		
3	Number of Heads of Panchayat suspended. Provide details and proof																		
4	Number of Members of Panchayat suspended. Provide details and proof																		

Sl. No	Items	Gram Panchayat						Block Panchayat						District Panchayat					
		2010-11	2011-12	2012-13	2013-14	2014-15	2015-till date	2010-11	2011-12	2012-13	2013-14	2014-15	2015-till date	2010-11	2011-12	2012-13	2013-14	2014-15	2015-till date
5	Number of Heads removed. Provide details and proof																		
6	Number of Members removed. Provide details and proof																		
7	Whether heads of the Panchayat are directly elected or not?(Yes/No) Provide details and proof																		
8	What is the provision in case a Sarpanch is suspended/ removed? Provide details and proof																		
9	In case of removal who takes charge of Panchayat activities? Provide details and proof																		
10	Was the Bye Election conducted by the date? (Yes/No) Provide details and proof																		
11	If not, reason thereon. Provide details and proof																		
12	No of vacancies in PRIs in respect of which bye elections were delayed. Provide details and proof																		
13	No of panchayats where elections were delayed. Provide details and proof																		
14	Has there been any complaint(s) that suspension of elected members, elected bodies were infringement into democratic functioning of local government. Provide details and proof																		

### 3. Autonomy of Panchayats

Please write the designation(s) of the authority (ies) who has/have the power to Suspend or Supersede (Dissolve) Panchayats/ suspend or Dismiss Representatives of Panchayats/ resend the resolutions for reconsideration or quash such resolutions.[Please name the authority/ official whose approval is needed.]

Designation of authority to suspend/Supersede or Dismiss Representatives or Resend resolutions or Quash Resolutions						
SL No.	Category	Level of Panchayats	Suspend representatives/ Panchayats	Resend for reconsideration of resolutions or Quash	Dismiss/ Supersede/ Dissolve	Documentation to be provided
1	Representatives of	District Panchayat		NA		Attach details
		Block Panchayat		NA		Attach details
		Gram Panchayat		NA		Attach details
2	Panchayat Bodies of	District Panchayat		NA		Attach details
		Block Panchayat		NA		Attach details
		Gram Panchayat		NA		Attach details
3	Resolutions of	District Panchayat	NA		NA	Attach details
		Block Panchayat	NA		NA	Attach details
		Gram Panchayat	NA		NA	Attach details
4	Is there any provision of charge sheeting by State Government? (Yes/No). Provide details and proof		<b>Gram Panchayat</b>	<b>Block Panchayat</b>	<b>District Panchayat</b>	
5	Have there been issues raised that the suspensions/ dissolutions are arbitrarily done by higher bodies? Provide details and proof					
6	Please mention recent initiative(s) that has/have been undertaken in this regard since April 2012- March 2013. Provide details and proof					

<b>Designation of authority to suspend/Supersede or Dismiss Representatives or Resend resolutions or Quash Resolutions</b>						
<b>SL No.</b>	<b>Category</b>	<b>Level of Panchayats</b>	<b>Suspend representatives/ Panchayats</b>	<b>Resend for reconsideration of resolutions or Quash</b>	<b>Dismiss/ Supersede/ Dissolve</b>	<b>Documentation to be provided</b>
7	Please mention recent initiative(s) that has/have been undertaken in this regard since April 2013- March 2014. Provide details and proof					
8	Please mention recent initiative(s) that has/have been undertaken in this regard since April 2014- March 2015. Provide details and proof					

#### **R. CONSTITUTION AND FUNCTIONING OF DISTRICT PLANNING COMMITTEE (DPC)**

Please answer question no. 3 to 8 and 17 & 18 in “Yes” or “No”. Please mention numbers in question no. 9 and 10

<b>Sl.No.</b>	<b>Questions</b>	<b>Responses</b>
1	Whether DPCs have been constituted? (code list) Provide details and proof	
2	Whether there are District Planning Offices? (code list) Provide details and proof	
3	Does the DPC have a secretariat for its functioning Provide details and proof	
4	If yes, whether it takes into consideration the proposals of Town and Country Planning, District Statistical Office, District Industry Centre, etc.? Provide details and proof	
5	Whether notification/order for DPC is issued by the State Government? Provide details and proof	
6	Whether DPCs are functional and holding meetings for planning purposes; integrating grass-root rural and urban plans to District Plans? Provide details and proof	
7	Are there guidelines or rules to make the DPCs functional? Provide details and proof	
8	Whether the State has issued any guidelines for the preparation of district plan? Provide details and proof	
9	Whether Chairperson of DPC is an elected representative of Panchayats/ Municipal bodies? Provide details and proof	
10	How many DPCs have submitted integrated plan to State government in 2012 – 13? Provide details and proof	

Sl.No.	Questions	Responses					
11	How many DPCs have submitted integrated plan to State government in 2013 – 14. Provide details and proof						
12	How many DPCs have submitted integrated plan to State government in 2014– 15. Provide details and proof						
13	What is the size of the smallest district plan in 2014-15? Provide details and proof						
14	What was the percentage release for that district plan in 2014-15? Provide details and proof						
15	What was the percentage expenditure for the said district plan in 2014-15? Provide details and proof						
16	What is the size of the biggest district plan in 2014-15? Provide details and proof						
17	What was the percentage release for that district plan in 2014-15? Provide details and proof						
18	What was the percentage expenditure for the said district plan in 2014-15? Provide details and proof						
19	Does the Plan of DPC form part of State plan? Provide details and proof						
20	Are the Gram Panchayats involved in participative planning at the local level? Provide details and proof						
21	How are Gram Panchayat plans integrated at the district level? Provide details and proof						
22	Has there been any effort for capacity building (CB) of DPC members in the state in 2012-13, 2013-14, 2014-15 ,2015-16. Indicate particulars.? Provide details and proof						
	S No	No of DPC Members	CB in 2012-13	CB in 2013-14	CB in 2014-15	CB in 2015-16	Remarks
24	Please write the composition of DPC. Please mention, from which background nominated members are taken. What is the ratio of elected representatives of Panchayats and Municipalities in the total membership of DPC? Provide details and proof						
	SNo	Type of Member (Nominated/Elected)		Background		Remarks	



Sl.No.	Questions	Responses
25	What is the ratio of elected representatives of Panchayats and Municipalities in the total membership of DPC?	
26	Are these guidelines for district plan preparation? Provide details and proof	
27	Which are the activities included in district plan preparation? (code list) Provide details and proof	
28	Furnish details of mechanisms in the State for integrating data sets for district planning including integration of statistical data sets, spatial data sets, ICT initiatives of NIC or other agencies etc.? Provide details and proof	
29	Are district plans available in public domain? Provide details and proof	
30	What is the last year for which district plans are available in the public domain with URL? Provide details and proof	
31	Details of timeline during each year when the district plan particulars are shared with stake holders and provided in public domain, Provide details and proof	

## S. CAPACITY BUILDING

### 1. Training of Elected Representatives (ER) and Officials – General particulars

1	Level and Year	Total Number of							Number Trained									
		Elected Representatives							Panchayat Officials	Elected Representatives							Panchayat Officials	
		All	M	W	SC	ST	Others	Gen		All	M	W	SC	ST	Others	Gen		
	<b>District Panchayat</b>																	
	2012-13																	
	2013-14																	
	2014-15																	
	2015-16( till now)																	
	<b>Block Panchayat</b>																	
	2012-13																	

1	Level and Year	Total Number of						Number Trained						
		Elected Representatives						Panchayat Officials	Elected Representatives					
	2013-14													
	2014-15													
	2015-16( till now)													
	<b>Gram Panchayat</b>													
	2012-13													
	2013-14													
	2014-15													
	2015-16( till now)													

2	Percentage of Elected Representatives trained in 2012-2013:	<b>Women(%)</b>						<b>Men(%)</b>					
3	Percentage of Elected Representatives trained in 2014-2015:	<b>Women(%)</b>						<b>Men(%)</b>					
4	Percentage of Elected Representatives trained in 2015-2016:	<b>Women(%)</b>						<b>Men(%)</b>					
5	Percentage of Elected Representatives trained in the following categories in 2012-2013	<b>SC (%)</b>			<b>ST (%)</b>			<b>Others (%)</b>			<b>General (%)</b>		
6	Percentage of Elected Representatives trained in the following categories in 2013-2014	<b>SC (%)</b>			<b>ST (%)</b>			<b>Others (%)</b>			<b>General (%)</b>		

7	Percentage of Elected Representatives trained in the following categories in 2014-2015	<b>SC (%)</b>	<b>ST (%)</b>	<b>Others (%)</b>	<b>General (%)</b>
8	Percentage of Elected Representatives trained in the following categories in 2015-2016	<b>SC (%)</b>	<b>ST (%)</b>	<b>Others (%)</b>	<b>General (%)</b>

9	Details of ER days of training				
<b>SI No</b>	<b>Year</b>	<b>GP</b>	<b>BP</b>	<b>DP</b>	<b>Source of information</b>
1	2012-13				
2	2013-14				
3	2014-15				
4	2015-16				

10	Details of PRI functionary days of training				
<b>SI No</b>	<b>Year</b>	<b>GP</b>	<b>BP</b>	<b>DP</b>	<b>Source of information</b>
a	Chief executive level				
1	2012-13				
2	2013-14				
3	2014-15				
4	2015-16				

10	Details of PRI functionary days of training				
<b>SI No</b>	<b>Year</b>	<b>GP</b>	<b>BP</b>	<b>DP</b>	<b>Source of information</b>
b	Accounting Functionaries				
1	2012-13				
2	2013-14				
3	2014-15				
4	2015-16				
c	Finctionaries in implementation				
1	2012-13				
2	2013-14				
3	2014-15				
4	2015-16				
d	Finctionaries in service delivery				
1	2012-13				
2	2013-14				
3	2014-15				
4	2015-16				

10	Details of PRI functionary days of training				
<b>SI No</b>	<b>Year</b>	<b>GP</b>	<b>BP</b>	<b>DP</b>	<b>Source of information</b>
e	Functionaries in planning				
1	2012-13				
2	2013-14				
3	2014-15				
4	2015-16				

11	Break up of ER days theme wise					
<b>SI No</b>	<b>Year</b>	<b>Theme as per code list<sup>1</sup></b>	<b>GP</b>	<b>BP</b>	<b>DP</b>	<b>Source of information</b>
1	2012-13					
2	2013-14					
3	2014-15					
4	2015-16					

12	Break of PRIs days theme wise					
<b>SI No</b>	<b>Year</b>	<b>Theme as per code list<sup>2</sup></b>	<b>GP</b>	<b>BP</b>	<b>DP</b>	<b>Source of information</b>
1	2012-13					
2	2013-14					
3	2014-15					
4	2015-16					

---

<sup>1</sup>Asper codelist 17

<sup>2</sup>Asper codelist 17

13	Break up of ER days by levels of training							
SI No	Year	GP		BP		DP		Source of information
		Basic	Advanced	Basic	Advanced	Basic	Advanced	
1	2012-13							
2	2013-14							
3	2014-15							
4	2015-16							

14	Break up of PRIs days by levels of training							
SI No	Year	GP		BP		DP		Source of information
		Basic	Advanced	Basic	Advanced	Basic	Advanced	
1	2012-13							
2	2013-14							
3	2014-15							
4	2015-16							

15	Module development particulars				
SI No	Year	Theme	Category of trainee	Details of module developed	Source of information
1	2012-13				
2	2013-14				
3	2014-15				
4	2015-16				

16	Audio visual modules developed						
SI No	Year	Theme	Category of trainee	Coverage of module / session	Percentage of the module/ session covered	Source of information	Remarks
1	2012-13						
2	2013-14						
3	2014-15						
4	2015-16						

17	Details of network of consultants / Resource persons for training delivery														
SI No	Year	Theme	Resource person				Consultant				Others				Source of information
			State	District	Block	GP Level	State	District	Block	GP Level	State	District	Block	GP Level	
1	2012-13														
2	2013-14														
3	2014-15														
4	2015-16														

18 Mechanisms for sharing of good practices																		
SI No	Tier				Processes for sharing good practices											No. of good practices covered		Source of information
	GP	BP	DP	All Tiers	Identification of Providers/ resource person for documentation and dissemination	Identification of good practices	Model templates for documentation	Documentation of good practices	Audio /Video documentation	Review of documentation	Improvements in documentation	Final version of documentation	Preparation of case study	Module for training	Module for dissemination	Documentation	dissemination	
1																		
2																		
3																		
4																		

19 Details of training institutions with infrastructure for residential training											
SI No	Name of institution	Category <sup>3</sup> (as per code list)	Capacity for training		Average cost per trainee day billed					Source of information	
			Trainee days per year Non-residential	Trainee days per year residential	Accommodation	Food	Training materials	Others	Total		

<sup>3</sup> As per code list 18



20 Details of residential training conducted during 2014-15							
Sl No.	Name of institution	Category <sup>4</sup> (as per code list)	ER		PRI functionaries		Source of information
			No of trainees	Trainee days	No of trainees	Trainee days	

#### T. ASPECTS ON GRAM SABHA (GS), INCLUSION

1	Are a minimum number of Gram Sabha meetings mandated? (Yes/No), Provide details and proof Specify When mandatory Gram Sabha are held. Provide details and proof	
2	Is there a mandated Quorum for Gram Sabha meetings? (Yes/No) Provide details and proof	
3	If yes, what is the prescribed quorum of GS in the State? Provide details and proof	
4	Is there a system in the State to monitor and ensure the mandated quorum of grama sabha meetings in each Panchayat? (Yes/No) Provide details and proof	
5	If so, please elaborate: Provide details and proof	
6	Has the State issued guidelines as to how the Gram Sabha Meetings can be convened? Please elaborate: Provide documentation	
7	Is there any measure taken by the State for improving the inclusion of the marginalised in the grama sabha? Please elaborate. Provide documentation	
8	What is the role of Gram Sabha that the State has identified in the following? Provide documentation	
	a) Planning	
	b) Budget Preparation	

<sup>4</sup> As per code list 18

c) Passing of Accounts	
d) Social Audit	
e) Preparation of BPL List	
f) Preparation of Beneficiary list	
MGNREGA	
IAY	
AA Y	
Others (Specify)	
g) Preparation of Labour Budget under MGNREGA	
h) Any other (Specify)	

#### U. SOCIAL AUDIT

1	Please elaborate the Rules and Orders regarding Social Audit in the State. Provide details and proof						
2	Is Social Audit conducted in the State? (Yes/No) Provide details and proof	<b>Gram Sabha</b>			<b>Others (Specify)</b>		
	If yes, who conducts it : Provide details and proof						
3	Please explain the institutional mechanism for the conduct of social audit: Provide details and proof						
4	Are there social audit teams in the State? (Yes/No)						
	If yes, how many such teams are in existence? Provide details and proof						
5	Are social audit conducted for these schemes? (Please tick) Provide details and proof	<b>NREGA</b>	<b>IAY</b>	<b>SSA</b>	<b>ICDS</b>	<b>AA Y</b>	<b>Others (Specify)</b>
6	How often are the social audits conducted? Provide details and proof	<b>Once in a year</b>		<b>Once in 6 months</b>		<b>Others (Specify)</b>	
7	Are the reports of social audits put in public domain? (Yes/No)						
8	If yes, how such reports are disseminated? Provide details and proof						

9	Has any ATR been prepared on the report of Social Audit? (Yes/ No) Provide details and proof				
10	Are the Action Taken Reports of Social Audit discussed in GS Meeting? (Yes/No) Provide details and proof				
11	Is there any training available in the state to conduct social audit? (Yes/No)	<b>State Institutions</b>	<b>NGOs</b>	<b>CBOs</b>	<b>Others (Specify)</b>
12	If yes, who imparts the training? Provide details and proof				
13	To whom training is being imparted for Social Audit? Provide details and proof	<b>Panchayat Officials</b>	<b>Elected Representatives</b>	<b>Citizens</b>	<b>Others (Specify)</b>
14	<i>Recent Initiatives with respect to Social Audit in the Year 2011-12</i> Provide details and proof				
15	<i>Recent Initiatives with respect to Social Audit in the Year 2012-13</i> Provide details and proof				
16	<i>Recent Initiatives with respect to Social Audit in the Year 2013-14</i> Provide details and proof				
17	<i>Recent Initiatives with respect to Social Audit in the Year 2014-15</i>				
18	<i>Recent Initiatives with respect to Social Audit in the Year 2015-16</i> Provide details and proof				
19	How many panchayats in the state where social audit was done				
20	Number of panchayats where social audit reports are in public domain				

## V. TRANSPARENCY AND ANTI-CORRUPTION

SI No	Description	Gram Panchayat	Block Panchayat	District Panchayat
1	Whether the following Panchayats provide information to the public under RTI Act? (Yes/No)			
2	Who is the Information Officer under RTI Act at each Panchayat? (mention their designations)			

Sl No	Description	Gram Panchayat	Block Panchayat	District Panchayat
3	Who is the 1st Appellate Authority under RTI Act? (Mention their designations)			
4	Who is the 2 <sup>nd</sup> Appellate Authority under RTI Act? (Mention their designations)			
5	Is there a mechanism for departmental review of RTI.If so particulars there of?			
	How many Panchayats submitted Annual Report to their respective authorities in 2010-11? (Please give numbers)			
	How many Panchayats submitted Annual Report to their respective authorities in 2011-12? (Please give numbers)			
	How many Panchayats submitted Annual Report to their respective authorities in 2012-13? (Please give numbers)			
	How many Panchayats submitted Annual Report to their respective authorities in 2013-14? (Please give numbers)			
	How many Panchayats submitted Annual Report to their respective authorities in 2014-15? (Please give numbers)			
	How many Panchayats submitted Annual Report to their respective authorities in 2015-16? (Please give numbers)			
6	Has the State made any policy for disclosure of information by the Panchayat to the public? (Yes/No)			
	If yes, what are the modes used for disclosure of information?			
	Display in Notice Boards			
	Website			
	Others (Specify)			
7	Is there a mechanism of disclosure of Annual Accounts			
8	Is there a mechanism for disclosure of public works			
9	7 Does the State have the provision of Citizens' Charter at each level of Panchayats? (Yes/No)			

Sl No	Description	Gram Panchayat	Block Panchayat	District Panchayat
	If yes, does the charter have the following? Please tick			
	a) List of services			
	b) Procedure for obtaining the service			
	c) Time required for providing service			
	d) Grievance redressal of citizens			
	e) Others (Specify)			
10	Whether any service of the panchayat is notified under the service guarantee act? If so details there off.			
11	Which institution undertakes the complaints of Panchayat? Please tick			
	a) Ombudsman			
	b) Lokayukta			
	c) Appellate Authority			
	c) Govt Agency			
	d) Others (Specify)			
12	Number of cases reported for action by the above institutions in the last fiscal year. (Give numbers) Ombudsman Lokayukta Appellate Authority Govt Agency Others			
13	Number of complaints received against the following. (Please give numbers)	<b>Elected Representatives</b>	<b>Panchayat Officials</b>	<b>Others (Specify)</b>

SI No	Description	Gram Panchayat	Block Panchayat	District Panchayat
14	Please describe recent initiative(s) undertaken 2012-13 with respect to the transparency in Panchayats:			
	Please describe recent initiative(s) undertaken 2013 -14with respect to the transparency in Panchayats:			
	Please describe recent initiative(s) undertaken 2014-15 with respect to the transparency in Panchayats:			
	Please describe recent initiative(s) undertaken 2015-16 with respect to the transparency in Panchayats:			

#### W. PANCHAYAT ASSESSMENT & INCENTIVES

SI No	Description	Gram Panchayat	Block Panchayat	District Panchayat
1	Does the state measure the performance of the Panchayats? (Yes/No) Provide details and proof			
2	Has the State framed the following for assessing the performance of Panchayats under Panchayat Assessment and Incentive Schemes (PEAIS)? If yes, please tick. Provide details and proof			
	a) Indicators			
	b) Questionnaire			
	c) Scoring plans for assessment			
3	How many Panchayats have submitted information for the PEAIS in 2012-13?	<b>Gram Panchayat</b>	<b>Block Panchayat</b>	<b>District Panchayat</b>
	How many Panchayats have submitted information for the PEAIS in 2013-14?			

SI No	Description	Gram Panchayat	Block Panchayat	District Panchayat
	How many Panchayats have submitted information for the PEAIS in 2014-15?			
	How many Panchayats have submitted information for the PEAIS in 2015-16?			
4	Has the State instituted any other prize (s) for Panchayats? If so, please name & give details Provide details and proof			
5	Has the State instituted any prize for best performing Elected Representatives? (Yes/No) Provide details and proof			
	If yes, please specify the prize:			
6	In what way do you support the activities of the poor performing Panchayats? Please elaborate: Provide details and proof			
7	Recent initiative(s) taken 2012-13 with regard to Performance Assessment and Incentivisation: Provide details and proof			
8	Recent initiative(s) taken 2013-14 with regard to Performance Assessment and Incentivisation: Provide details and proof			
9	Recent initiative(s) taken 2014-15 with regard to Performance Assessment and Incentivisation: Provide details and proof			
10	Recent initiative(s) taken 2015-16 with regard to Performance Assessment and Incentivisation: Provide details and proof			

## X. SUPPORT SYSTEMS FOR OPERATIONALISING DEVOLUTION AND ASPECTS OF GPDP

1. Has the department embarked upon a strategic plan, in the light of the overall objective for achieving local economic development and social justice through PRIs, as reflected in Executive Orders (EO)? Provide details and proof

SI No	Component of the strategic plan

2. Has there been a baseline assessment of needs of stakeholders, as reflected in EO? Provide details and proof

SI No	Name of stakeholder	Critical need identified

3. Has there been an assessment of strengths and weakness of the Department of Panchayati Raj including an analysis of external threats and opportunities, as reflected in EO? Provide details and proof

SI No	Strengths	Weakness	External Oppurtunity	Threats

4. Has the department embarked upon a vision for the future and an accompanying mission statement, which defines the fundamental purpose of the department, its values and its boundaries, as reflected in EO? Provide details and proof

SI .No	Vision Statement	Mission Statement
1		



5. Are there general goals, specific targets or objectives and measurements to gauge organisational progress in place?

S No	Description of Goal	General or specific	Success Indicator

6. Are there a set of action strategies to indicate what will be done to accomplish its goals and objectives?

S No	Description of Goal	Intervention	Success indicator for intervention

7. Are staff assignments and schedules linked to the action plan?

S No	Intervention	Staff covered

8. Have separate guidelines been developed by the State, for facilitating bottom up planning for basic services, in the context of funds being made available to local governments under FFC award? Provide details and proof

S No	Major components envisaged

9. Is there a tactical plan to achieve convergence in sanitation and drinking water at various levels, integrated with Swach Bharath Abhiyan?

S No	Components of the tactical plan

10. Is there a tactical plan to achieve convergence in nutrition, health and education at various levels?

S No	Components of the tactical plan

11. Is there an operational plan to integrate MGNREGS with programmes of PRIs for Drinking water, Sanitation, Panchayat building, Anganavadi building, School buildings as reflected in quantum of funds from NREGS and PRIs.

S No	Components of the operational plan

12. Is there an overall programme for repositioning PRIs in the State in current context of focus on basic services as reflected in quantum of funds made available for such programmes?

Sl .No	Programme for basic services	Quantum of funds sought to be mobilised	Source of funds

13. Does this involve a change management plan for department functioning in tune with the external threats and opportunities?

Sl .No	Threat / Opportunity	Component of the change management plan	Stakeholders

14. Number of Gram Panchayats where Gram Panchayat Development Plans (GPDP) have been prepared?

Sl .No	Month	Name of GPs where GPDP is prepared (separated by comma)	Size of GPDP in lakhs of rupees in order of GPs in column 3 (seperated by comma)
1	July'2015		
2	August'2015		
3	September'2015		
4	October'2015		
5	November'2015		
6	December'2015		

## Code List

### 1. Type of Federal Units

S No	Type of Federal Unit	Code
1	State	S
2	Union Territory	U

### 2. Name of Federal Units in the Country along with Codes

S No	Code	Name of the Federal Unit	Category of the Federal Unit
1	AP	Andhra Pradesh	State
2	AR	Arunachal Pradesh	State
3	AS	Assam	State
4	BR	Bihar	State
5	CT	Chhattisgarh	State
6	GA	Goa	State
7	GJ	Gujarat	State
8	HR	Haryana	State
9	HP	Himachal Pradesh	State
10	JK	Jammu and Kashmir	State
11	JH	Jharkhand	State
12	KA	Karnataka	State
13	KL	Kerala	State
14	MP	Madhya Pradesh	State
15	MH	Maharashtra	State
16	MN	Manipur	State
17	ML	Meghalaya	State
18	MZ	Mizoram	State
19	NL	Nagaland	State
20	OR	Odisha	State
21	PB	Punjab	State
22	RJ	Rajasthan	State
23	SK	Sikkim	State
24	TN	Tamil Nadu	State
25	TL	Telangana	State
26	TR	Tripura	State
27	UT	Uttarakhand	state
28	UP	Uttar Pradesh	state

S No	Code	Name of the Federal Unit	Category of the Federal Unit
29	WB	West Bengal	state
30	AN	Andaman and Nicobar Islands	Union territory
31	CH	Chandigarh	Union territory
32	DN	Dadra and Nagar Haveli	Union territory
33	DD	Daman and Diu	Union territory
34	DL	Delhi	Union territory
35	LD	Lakshadweep	Union territory
36	PY	Puducherry	Union territory

### 3. Functions transferred by tier of panchayat (see below for GP, BP and DP)

Code	Description
<b>Gram Panchayat</b>	
Traditional functions of Gram Panchayats	
1.	Regulation of building construction (R)
2.	Protection of public land from encroachment (R)
3.	Protection of traditional drinking water sources. (D)
4.	Protection of ponds and other water bodies (D)
5.	Maintenance of water-ways and canals under their control (D)
6.	Collection and disposal of solid waste and control of liquid waste disposal. (D)
7.	Storm water drainage (D)
8.	Maintenance of environmental hygiene (D)
9.	Management of markets (D)
10.	Vector control (D)
11.	Regulation of slaughtering of animals and sale of meat, fish and other perishable food items. (R)
12.	Regulation of eating establishment (R)
13.	Prevention of food adulteration (R)
14.	Maintenance of roads and other public asset (D)
15.	Street lighting and their maintenance (D)
16.	Immunisation (D)
17.	Carrying out national and state level strategies and programmes for disease prevention and control (D)
18.	Opening and maintenance of burial and burning grounds (D)
19.	Licensing of dangerous and offensive trade (R)
20.	Registration of births and deaths (D)
21.	Providing bathing and washing ghats (D)
22.	Providing of ferries (D)
23.	Providing parking space for vehicle (D)
24.	Providing waiting-sheds for traveller (D)
25.	Providing toilet facilities in public place (D)
26.	Regulating conduct of fairs and festivals (R)
27.	Licensing of pet dogs and destroying stray dog (R)

<b>Code</b>	<b>Description</b>
333	Other - Specify (D)
334	Other - Specify (R)
General functions	
28.	Collection and updating of essential statistics. (D)
29.	Organising voluntary labour and contribution for community works (D)
30.	Carrying out campaigns for thrift. (D)
31.	Awareness building on control of social evils like drinking, consumption of narcotics, dowry and abuse of women and children. (D)
32.	Ensuring maximum people's participation in all stages of development. (D)
33.	Organising relief during natural calamities. (D)
34.	Inculcating environmental awareness and motivating local action for environmental up gradation. (D)
35.	Promoting co-operatives. (D)
36.	Enhancing communal harmony. (D)
37.	Mobilizing local resources in cash and in kind, including free surrender of land for development purposes. (D)
38.	Spreading legal awareness among the weaker sections. (D)
39.	Campaigning against economic crimes (D)
40.	Organising neighbourhood groups and self-help groups with focus on the poor. (D)
41.	Awareness building on civic duties (D)
335	Other - Specify (D)
336	Other - Specify (R)
Sector-wise distribution of responsibilities	
Agriculture	
42.	Bring into cultivation waste lands and marginal lands (D)
43.	Plant protection. (D)
44.	Seed production (D)
45.	Farm mechanisation. (D)
46.	Management of Krishi Bhavans. (D)
47.	Bring about an optimum utilisation of land (D)
48.	Soil conservation (D)
49.	Production of organic manure. (D)
50.	Establishment of nurseries. (D)
51.	Promotion of co-operative and group farming. (D)
52.	Organising self-help groups among cultivators (D)
53.	Promotion of horticulture and vegetable cultivation. (D)
54.	Fodder development (D)
337	Other - Specify (D)
338	Other - Specify (R)
Animal Husbandry and Dairy	
55.	Cattle improvement programmes. (D)
56.	Dairy farming. (D)
57.	Poultry farming, bee keeping, piggery development, goat rearing, rabbit rearing. (D)
58.	Running or veterinary dispensaries. (D)
59.	Running of Integrated Cattle Development Programme (ICDP) sub-centres. (D)

<b>Code</b>	<b>Description</b>
60.	Preventive health programmes for animals (D)
61.	Prevention of cruelty to animals. (R)
62.	Fertility improvement programmes. (D)
63.	Control of diseases of animal origin. (D)
339	Other - Specify (D)
340	Other - Specify (R)
<b>Minor Irrigation</b>	
64.	All minor irrigation schemes within the area of a Gram Panchayat. (D)
65.	All micro irrigation schemes. (D)
66.	Water conservation.
341	Other - Specify (D)
342	Other - Specify (R)
<b>Fisheries</b>	
67.	Development of fisheries in ponds and fresh water and brackish water fish culture, mari culture. (D)
68.	Fish seed production and distribution. (D)
69.	Distribution of fishing implements. (D)
70.	Fish marketing assistance. (D)
71.	Provision of basic minimum services for the families of fishermen. (D)
72.	Welfare schemes for fishermen. (D)
343	Other - Specify (D)
344	Other - Specify (R)
<b>Social Forestry</b>	
73.	Raising of fodder, fuel and fruit trees (D)
74.	Organising campaigns for tree planting and environmental awareness. (D)
75.	Afforestation of waste lands. (D)
345	Other - Specify (D)
346	Other - Specify (R)
<b>Small Scale Industries</b>	
76.	Promotion of cottage and village industries (D)
77.	Promotion of handicrafts (D)
78.	Promotion of traditional and mini industries (D)
347	Other - Specify (D)
348	Other - Specify (R)
<b>Housing</b>	
79.	Identification of homeless people and poramboke dwellers and provide house sites and houses. (D)
80.	Implementation of rural housing programmes. (D)
81.	Implementation of shelter up gradation programmes. (D)
349	Other - Specify (D)
350	Other - Specify (R)
<b>Water Supply</b>	
82.	Running of water supply schemes covering one village panchayat. (D)
83.	Setting up of water supply schemes covering one village panchayat. (D)
351	Other - Specify (D)

<b>Code</b>	<b>Description</b>
352	Other - Specify (R)
<b>Electricity and Energy</b>	
84.	Street lighting (D)
85.	Promotion of Bio-gas (D)
353	Other - Specify (D)
354	Other - Specify (R)
<b>Education</b>	
86.	Management of Government pre-primary schools and Government primary schools. (D)
87.	Literacy programmes. (D)
355	Other - Specify (D)
356	Other - Specify (R)
<b>Public Works</b>	
88.	Construction and maintenance of village roads within the village panchayat. (D)
89.	Construction of buildings for institutions transferred. (D)
90.	Construction of buildings for other institutions. (D)
357	Other - Specify (D)
358	Other - Specify (R)
<b>Public Health and Sanitation</b>	
91.	Management of dispensaries and primary health centres and sub-centres (in all systems of medicine). (D)
92.	Management of child welfare centres and maternity homes. (D)
93.	Immunization and other preventive measures. (D)
94.	Family Welfare (D)
95.	Sanitation. (D)
359	Other - Specify (D)
360	Other - Specify (R)
<b>Social Welfare</b>	
96.	Running of anganawadis. (D)
97.	Sanctioning and distribution of pensions to destitute, widows, handicapped and agricultural labourers. (D)
98.	Sanctioning and distribution of unemployment assistance. (D)
99.	Sanctioning of assistance for marriage of the daughters of widows. (D)
100.	Management of group insurance scheme for the poor. (D)
361	Other - Specify (D)
362	Other - Specify (R)
<b>Poverty Alleviation</b>	
101.	Identification of the poor. (D)
102.	Self-employment and group employment schemes for the poor especially women. (D)
103.	Providing community assets of continuing benefit to the poor. (D)
363	Other - Specify (D)
364	Other - Specify (R)
<b>Scheduled Castes and Scheduled Tribes Development (D)</b>	
104.	Beneficiary oriented schemes under Special Component Plan and Tribal Sub Plan. (D)
105.	Management of nursery school for Scheduled Castes and Scheduled Tribes. (D)
106.	Provision of basic amenities in Scheduled Castes and Scheduled Tribes habitats. (D)



<b>Code</b>	<b>Description</b>
107.	Assistance to Scheduled Castes and Scheduled Tribes students. (D)
108.	Discretionary assistance to Scheduled Castes and Scheduled Tribes in need. (D)
365	Other - Specify (D)
366	Other - Specify (R)
<b>Sports and Cultural Affairs</b>	
109.	Construction of play grounds. (D)
367	Other - Specify (D)
368	Other - Specify (R)
<b>Public Distribution System</b>	
110.	Examination of complaints against the public distribution system and taking of remedial measures. (D)
111.	Organisation of campaigns against weights and measures offences. (D)
112.	General supervision and guidance of ration shops and maveli stores and other public distribution centres and if necessary starting new public distribution centres. (D)
369	Other - Specify (D)
370	Other - Specify (R)
<b>Natural Calamities Relief</b>	
113.	Management of relief centres (D)
114.	Organisation of relief works (D)
115.	Repair works of assets under the control of Gram Panchayat (D)
371	Other - Specify (D)
372	Other - Specify (R)
<b>Co-operatives</b>	
116.	Organisation of co-operatives within the jurisdiction of the Panchayat. (D)
117.	Payment of Government grants and subsidies within the jurisdiction.” (D)
373	Other - Specify (D)
374	Other - Specify (R)
<b>Others</b>	
118.	Others - Specify (D)
375	Others - Specify (R)
<b>Block Panchayats</b>	
<b>General functions</b>	
119.	Pooling technical expertise from government and non-government institution at the Block level. (D)
120.	Provide technical services to gram Panchayats. (D)
121.	Prepare plans after taking into account the plans of gram Panchayat to avoid duplication and provide the backward and forward linkages. (D)
376	Other - Specify (D)
377	Other - Specify (R)
<b>Sector-wise distribution of responsibilities</b>	
<b>Agriculture</b>	
122.	Farmers’ training for the programmes implemented at the village level. Conduct of agricultural exhibitions. (D)
123.	Arrangements of agricultural inputs required for schemes at the village level. (D)
124.	Conduct of agricultural exhibitions. (D)

<b>Code</b>	<b>Description</b>
125.	Integrated watershed management in watersheds falling within Block Panchayat area. (D)
126.	Mobilize agricultural credit. (D)
127.	Sericulture. (D)
378	Other - Specify (D)
379	Other - Specify (R)
<b>Animal Husbandry and Dairy</b>	
128.	Running of Veterinary Polyclinics and Regional Artificial Insemination Centres. (D)
129.	Provide speciality services in Animal Husbandry (D)
130.	Conduct cattle and poultry shows. (D)
380	Other - Specify (D)
381	Other - Specify (R)
<b>Minor Irrigation</b>	
131.	All lift irrigation schemes and minor irrigation schemes covering more than one village Panchayat. (D)
382	Other - Specify (D)
383	Other - Specify (R)
<b>Fisheries</b>	
132.	Development of traditional landing centres. (D)
384	Other - Specify (D)
385	Other - Specify (R)
<b>Small Scale Industries(SSI)</b>	
133.	Setting up of mini industrial estates. (D)
134.	Promotion of industries with investment limit of one-third of SSI. (D)
135.	Self employment schemes in industrial sector. (D)
386	Other - Specify (D)
387	Other - Specify (R)
<b>Housing</b>	
136.	Popularisation of low cost housing. (D)
137.	Promotion of housing co-operative societies. (D)
388	Other - Specify (D)
389	Other - Specify (R)
<b>Electricity and Energy</b>	
138.	Promotion of non-conventional energy sources. (D)
390	Other - Specify (D)
391	Other - Specify (R)
<b>Education</b>	
139.	Management of Industrial Training Institutes. (D)
392	Other - Specify (D)
393	Other - Specify (R)
<b>Public Works</b>	
140.	Construction and maintenance of all village roads connecting more than one gram Panchayat and other District Roads within the block Panchayat. (D)
141.	Construction of buildings for institutions transferred. (D)
394	Other - Specify (D)
395	Other - Specify (R)

<b>Code</b>	<b>Description</b>
<b>Public Health and Sanitation</b>	
142.	Management of community health centres and taluk hospitals within the Block Panchayat area in all systems of medicine. (D)
143.	Social Welfare Management of Integrated Child Development Scheme (ICDS). (D)
396	Other - Specify (D)
397	Other - Specify (R)
<b>Poverty Alleviation</b>	
144.	Planning and implementation of Employment Assurance Schemes in co-ordination with the gram Panchayats. (D)
145.	Skill upgradation of the poor for self-employment and wage employment for people below poverty line. (D)
398	Other - Specify (D)
399	Other - Specify (R)
<b>Scheduled Castes And Scheduled Tribes Development</b>	
146.	Management of pre-matric hostels (D)
147.	Promoting Scheduled Castes and Scheduled Tribes Co-operatives. (D)
400	Other - Specify (D)
401	Other - Specify (R)
<b>Co-operatives</b>	
148.	Organisation of co-operatives within the jurisdiction of Block Panchayat. (D)
149.	Payment of Government grants and subsidies within their jurisdiction (D)
402	Other - Specify (D)
403	Other - Specify (R)
<b>Others</b>	
150.	Others(Specify) (D)
404	Other - Specify (R)
<b>District Panchayats</b>	
<b>General Functions</b>	
151.	Mobilize the technical expertise available from Government and non-government institutions. (D)
152.	Provide technical service to the Block Panchayats and Village Panchayats and Municipalities. (D)
153.	Prepare plans after taking into account the plans of the Village Panchayats and Block Panchayats to avoid duplication and to provide backward and forward linkage. (D)
405	Other - Specify (D)
406	Other - Specify (R)
<b>Sector-wise distribution of responsibilities</b>	
<b>Agriculture</b>	
154.	Running of agricultural farms other than regional farms and research centres and establishment of new farms. (D)
155.	Integrated watershed management in watersheds covering more than one Block Panchayat area. (D)
156.	Provision of agricultural inputs. (D)
157.	Soil testing. (D)
158.	Pest control. (D)
159.	Marketing of agricultural produce. (D)

<b>Code</b>	<b>Description</b>
160.	Cultivation of ornamental plants. (D)
161.	Promotion of agricultural co-operatives. (D)
162.	Promotion of commercial crops. (D)
163.	Biotechnology applications. (D)
164.	Field trials and pilot projects to popularise innovation. (D)
165.	Locally appropriate research and development. (D)
407	Other - Specify (D)
408	Other - Specify (R)
<b>Animal Husbandry and Dairy</b>	
166.	Management of district level veterinary hospitals and laboratories. (D)
167.	Management of dairy extension service units. (D)
168.	Promotion of milk co-operatives. (D)
169.	Management of farms other than regional farms, breeding farms and research centres. (D)
170.	District level training. (D)
171.	Implementation of disease prevention programmes. (D)
172.	Field trials and pilot projects on innovative practices. (D)
173.	Locally relevant research and development. (D)
409	Other - Specify (D)
410	Other - Specify (R)
<b>Minor Irrigation</b>	
174.	Development of ground water resources. (D)
175.	Construction and maintenance of minor irrigation schemes covering more than one Block Panchayat. (D)
176.	Command area development. (D)
411	Other - Specify (D)
412	Other - Specify (R)
<b>Fisheries</b>	
177.	Arrangements for marketing of fish. (D)
178.	Management of Fish Farm Development Agency. (D)
179.	Management of district level hatcheries, net making units, fish markets, feed mills, ice plants and cold storages. (D)
180.	Management of fisheries schools. (D)
181.	Introduction of new technologies. (D)
182.	Provide inputs required for fishermen. (D)
183.	Promotion of fishermen's co-operatives. (D)
413	Other - Specify (D)
414	Other - Specify (R)
<b>Small Scale Industries</b>	
184.	Management of District Industries Centre. (D)
185.	Promotion of small scale industries. (D)
186.	Setting up of industrial estates. (D)
187.	Arranging exhibitions for sale of products. . (D)
188.	Entrepreneur development programmes (D)
189.	Marketing of products. (D)
190.	Training. (D)

<b>Code</b>	<b>Description</b>
191.	Input service and common facility centres. (D)
192.	Industrial development credit planning. (D)
193.	Housing (D)
194.	Housing complex and infrastructure development. (D)
195.	Mobilizing housing finance. (D)
415	Other - Specify (D)
416	Other - Specify (R)
<b>Water Supply</b>	
196.	Running of water supply schemes covering more than one Village Panchayat. (D)
197.	Taking up of water supply schemes covering more than one Village Panchayat. (D)
417	Other - Specify (D)
418	Other - Specify (R)
<b>Electricity and Energy</b>	
198.	Taking up of micro-hydel projects. (D)
199.	Determining priority areas for extension of electricity. (D)
419	Other - Specify (D)
420	Other - Specify (R)
<b>Education</b>	
200.	Management of Government high schools (including LP section and UP section attached to high schools) (D)
201.	Management of Government higher secondary schools. (D)
202.	Management of Government technical schools. (D)
203.	Management of vocational training centres and polytechnics. (D)
204.	Management of vocational Higher Secondary schools. (D)
205.	Management of District Institute for Education and Training. (D)
206.	Co-ordinate centrally and State sponsored programmes related to education. (D)
421	Other - Specify (D)
422	Other - Specify (R)
<b>Public Works</b>	
207.	Construction and maintenance of all district roads other than State Highways, National Highways and Major District Roads. (D)
208.	Construction of buildings for institutions transferred. (D)
423	Other - Specify (D)
424	Other - Specify (R)
<b>Public Health and Sanitation</b>	
209.	Management of district hospital in all systems of medicine. (D)
210.	Setting up of centres for care of special categories of disabled and mentally ill people. (D)
211.	Co-ordination of centrally and State Sponsored programme at the district level. (D)
425	Other - Specify (D)
426	Other - Specify (R)
<b>Social Welfare</b>	
212.	Payment of grants to orphanages. (D)
213.	Starting of welfare institutions for the disabled, destitutes etc. (D)
427	Other - Specify (D)
428	Other - Specify (R)

Code	Description
Poverty Alleviation	
214.	Providing infrastructure for self-employment programmes. (D)
429	Other - Specify (D)
430	Other - Specify (R)
Scheduled Castes And Scheduled Tribes Development	
215.	Management of post metric hostels. (D)
216.	Management of vocational training centres for Scheduled Castes and Scheduled Tribes. (D)
431	Other - Specify (D)
432	Other - Specify (R)
Sports and Cultural Affairs	
217.	Construction of stadiums (D)
433	Other - Specify (D)
434	Other - Specify (R)
Co-operatives	
218.	Organisation of co-operatives within the jurisdiction of District Panchayats. (D)
219.	Payment of Government grants and subsidies to co-operatives within their jurisdiction. (D)
Others	
220.	Others(Specify) (D)
435	Other - Specify (R)

#### 4. List of Functionaries Transferred (see functionaries of GP, BP, DP in this table)

Code	Functionary
<b>Gram Panchayat</b>	
Agriculture	
01	Agricultural officer
02	Agricultural Assistant
Animal Husbandry	
03	Veterinary Surgeon
04	Livestock Inspector
Dairy Development	
05	Dairy Development Inspector
Fisheries	
06	Fisheries sub Inspector
Rural Development	
07	Village Extension Officers
08	Lady Village Extension Officer
Social Welfare	
09	ICDS Supervisor
10	Anganwadi Worker
11	Anganwadi Helper
Scheduled Castes	
12	Balawadi Teacher
13	Teacher cum Warden

<b>Code</b>	<b>Functionary</b>
Scheduled Tribes	
14	Nursery School Teacher
15	Midwife
16	Medical Officer(Siddha)
17	Medical Officer(Unani)s
18	Lady Health Worker(Siddha)
19	Lady Health Worker(Unani)
20	Pharmacist (Siddha))
21	Pharmacist(Unani)
22	Tribal Extension Officer
23	Medical Officer (Ayurveda)
24	Lady Health Worker(Ayurveda)
25	Pharmacist(Ayurveda)
Health Services	
26	Auxiliary Nurse Mid Wife
27	Male Health Worker
28	Lady Health Worker
29	Medical Officer
30	Pharmacist
31	Health Assistant Male
32	Health Assistant Female
33	Lab Assistant
Homoeo	
34	Medical Officer (Homoeo)
35	Pharmacist (Homoeo)
36	Nurse (Homoeo)
Ayurveda	
37	Medical Officer(Ayurveda)
38	Pharmacist(Ayurveda)
39	Nurse(Ayurveda)
Public Works Department	
40	Assistant Engineer
41	Overseer
42	Draftsman
Irrigation	
43	Assistant Engineer
44	Overseer
45	Draftsman
Education	
46	Primary School Teacher
47	Primary School Head Master
Various Departments	
48	Clerk
49	Typist
50	Peon

<b>Code</b>	<b>Functionary</b>
51	Driver
52	Part time sweeper
53	Ayah
54	Contingent employees
Others	
55	Others (Specify)
<b>Block Panchayat</b>	
Rural Development	
56	Block Development Officer(BDO)
57	Joint Block Development Officer
58	Extension Officer (Welfare of Women)
59	Extension Officer(Housing)
60	Extension Officer(Planning and Monitoring)
61	General Extension Officer
62	Assistant Engineer(Rural Development)
63	Overseer
Agriculture Department	
64	Assistant Director (Agriculture)
65	Agriculture Officer
66	Mechanic
Animal Husbandry	
67	Senior veterinary surgeon
68	Livestock Inspector
Dairy Development	
69	Dairy Extension officer
70	Dairy Extension Assistant
Industries	
71	Industries Extension Officer
Social Welfare	
72	Child Development Project Officer(CDPO)
73	Assistant Child Development Project Officer (ACDPO)
74	Warden old age home
Scheduled Caste	
75	Block Level SC Development officer
76	Warden pre metric hostel.
Scheduled Tribe	
77	Tribal Extension Officer
Health Services	
78	Medical Officer(Community Health Centre)
79	Staff Nurse
80	Dresser
81	Laboratory technician
82	Radiographer
83	Ward boy
84	Dhobi



<b>Code</b>	<b>Functionary</b>
85	Mali
86	Ayah
Homoeo	
87	Medical Officer (Homoeo)
88	Nurse(Homoeo)
89	Pharmacist(Homoeo)
90	Dispenser(Homoeo)
Ayurveda	
91	Senior Medical Officer (Ayurveda)
92	Specialist (Ayurveda)
93	Storekeeper(Pharmacist)
94	Nurse(Ayurveda)
95	Masseur
96	Lab Technician
Public Works Department	
97	Assistant Executive Engineer
98	Assistant Engineer
99	Overseer
100	Draftsman
Irrigation	
101	Assistant Executive Engineer
102	Assistant Engineer
103	Overseer
104	Draftsman
Various Departments	
105	Upper division Clerk
106	Head Clerk
107	Lower division Clerk
108	Typist
109	Driver
110	Full time Sweeper
111	Part time Sweeper
112	Peon
999	Others
<b>District Panchayat</b>	
Agriculture	
113	Principal Agricultural Officer
114	Deputy Director(Horticulture)
115	Deputy Director(Water Management)
116	District Soil Conservation Officer
117	Assistant Soil Chemist
118	Agriculture Officer
119	Lab Attender
120	Scientific Assistant

<b>Code</b>	<b>Functionary</b>
121	Assistant Executive Engineer
122	Assistant Engineer
123	Welder
124	Draftsman
125	Tractor Driver
126	Tractor Cleaner
127	Stock In charge
128	Electrician
129	Foreman
130	Mechanic
131	Overseer
132	Watchman
133	Permanent labour
134	Casual labour
<b>Animal Husbandry</b>	
135	Deputy Director (Animal Husbandry)
136	Senior Veterinary Surgeon
137	Livestock Inspector
138	District Livestock Farm Superintendent
139	Feed analyst
140	Labour Officer
141	Laboratory Supervisor
142	Toxicologist
<b>Dairy Development</b>	
143	Deputy Director Dairy )
144	Senior Dairy Engineer
145	Dairy Engineer
146	Dairy Chemist
<b>Fisheries</b>	
147	Deputy Director Fisheries
148	Fishery Development OFFICER
149	Inspector of Fisheries
150	Fisheries School Headmaster
151	Fisheries School Teacher
<b>Co-operative Department</b>	
152	Assistant Registrar(Co-operatives)
153	Senior Co-operative Inspector
<b>Industries Department</b>	
154	General Manager Industries
155	Assistant District Industries Officer
<b>Rural Development Department</b>	
156	Assistant Development t Commissioner (General)
157	Districts Women's Welfare Officer
158	Senior Block Development Officer
159	General Forman

<b>Code</b>	<b>Functionary</b>
160	Extension Officer
161	Functional Literacy Project Officer
162	DRDA Project Officer
163	Assistant Project Officer(Credit)
164	Assistant Project Officer( (Women)
165	Assistant Project Officer( (Planning and Monitoring)
166	Accounts Officer
167	Accountant
168	Office Manager
169	Statistical Investigator
Scheduled Castes	
170	District Development Officer(Scheduled Caste )
171	Scheduled caste Development Officer
172	Warden
173	Training Instructor
174	Research Assistant
Scheduled Tribes	
175	Integrated Tribal Development Project Officer
176	Tribal Extension Officer
177	Research Assistant
178	Junior Employment Officer
Social Welfare	
179	District Officer (Social Welfare)
180	Inspector (Child Welfare)
181	Inspector (Special Nutrition)
182	Inspector (WFP)
183	Supervisor (Vocational Training Centre)
184	Superintendent (Welfare Institution)
185	Superintendent (Government Juvenile Home)
186	Supervisor(ICDS)
187	Assistant Surgeon
188	Lady Health Inspector
189	Staff Nurse
190	Lady Health Worker
191	Junior Statistical Inspector
192	Warden
193	Carpentry Foreman
194	Nursery Teacher
195	Craft Instructor
196	Agricultural Demonstrator
197	Craft Teacher
198	Tailoring Instructor
199	Craft Instructor
200	Carpentry Instructor
201	Instructor (Book Keeping)

<b>Code</b>	<b>Functionary</b>
202	Instructor (Tailoring and Embroidery)
203	Instructor (Leather Worker)
204	Instructor (Plastic Works)
205	Instructor (Pottery)
Health Department	
206	District Medical Officer
207	District TB Officer
208	TB Officer
209	Bacteriologist
210	Treatment Organiser
211	District Leprosy Officer
212	Assistant Leprosy Officer
213	Leprosy Inspector
214	Head Warden
215	Camp Co-ordinator
216	Ophthalmic Assistant
217	Assistant Director (Entomology)
218	Assistant Director(Filaria)
219	District Malaria Officer
220	Assistant Entomologist
221	Stores Superintendent (District Medical Stores)
222	Pharmacist Store Keeper
223	District Education and Media Officer
224	Deputy District Education and Media Officer
225	Research Officer
226	Statistical Officer
227	Statistical Assistant
228	Hospital Superintendent
229	Medical Specialist
230	Obstetrics and Gynaecology Specialist
231	Dermatologist/ Venereologist
232	Paediatrician
233	Anaesthetist
234	Ophthalmologist
235	Orthopedician
236	Radiologist
237	Casualty doctors/ General Duty Doctors
238	Dental Surgeon
239	Forensic Specialist
240	ENT Surgeon
241	Staff Nurse
242	Hospital worker
243	Sanitary Worker
244	Ophthalmic Assistant/ Refractionist
245	ECG Technician

<b>Code</b>	<b>Functionary</b>
246	Laboratory Technician
247	Laboratory Attendant
248	Radiographer
249	Pharmacist
250	Matron
251	Physiotherapist
252	Statistical Assistant
253	Medical Records Officer
254	Electrician
255	Plumber
256	Operation Theatre Assistant
257	Blood Bank Technician
258	Female Nursing Assistant
259	Male Nursing Assistant
<b>Homoeo Department</b>	
260	District Medical Officer
261	Superintendent
262	Medical Officer
263	Nursing Superintendent
264	Nurse
265	Pharmacist
266	Store Attender
267	Dispenser
268	Record Attender
269	Attender
<b>Ayurveda</b>	
270	District Medical Officer
271	Senior Medical Officer
272	Specialist
273	Medical Officer
274	Store Keeper
275	Pharmacist(BAM/DAM)
276	Nursing Superintendent
277	Nurse
278	Lab Technician
279	Lab Assistant
280	Cook
281	Skilled Assistant
<b>Education Department</b>	
282	Lab Attender
283	Deputy Director (Education)
284	District Education Officer
285	Assistant Education Officer
286	Accounts Officer

<b>Code</b>	<b>Functionary</b>
287	Accountant
288	Administrative Assistant
289	Principal
290	Higher Secondary School Teacher
291	Higher Secondary School Teacher (Junior)
292	Laboratory Assistant
293	High School Headmaster
294	Instructor
295	Assistant Teacher
296	High School Teacher
297	Language Teacher
298	Drill Master
299	Drawing Master
300	Dance Master
301	Sewing Mistress
302	Special Teacher
303	High School Assistant
304	Vocational Teacher
305	Non Vocational Teacher
306	Non Vocational Teacher(Junior)
307	Vocational Instructor
308	Non Vocational Teacher(GFC)
309	Laboratory Assistant
310	Workshop Instructor
311	Trade Instructor
312	Computer Operator
313	Instructress
314	Joint Instructor
315	Assistant Executive Engineer
316	Assistant Engineer
317	Draftsman
318	Foreman
319	Overseer
320	Blue Printer
Various Departments	
321	Superintendent
322	Accounts Officer
323	Accountant
324	Administrative Assistant
325	Clerk Typist
326	Typist
327	Upper Division Clerk
328	Lower Division Clerk
329	Peon

Code	Functionary
330	Watchman
331	Driver
332	Cleaner
Others	
333	Others (specify)

**5. List of Institutions Transferred ( see institutions of GP, BP, DP in this table)**

Code	Functionary
<b>Gram Panchayat</b>	
01	Krishi Bhavan
02	Veterinary Sub Centre
03	Veterinary Dispensary/ Hospital
04	Veterinary Hospital
05	ICDP Centres
05	Lower Primary Schools
06	Upper Primary School
07	Day care centres
08	Anganawadis
09	SC Balawadies
10	Balawadi cum feeding centres
11	SC, seasonal day care Centre
12	SC dormitories
13	ST Balawadies
14	ST Medical Unit
15	ST Nursery schools
16	ST Midwifery centres
17	ST Ayurvedic dispensary
18	PHC sub centres
19	Primary Health Centre (PHC)
20	Government. Dispensary
21	Government Homoeo dispensary
22	Government Homoeo hospital
23	Ayurveda dispensary
24	Ayurveda hospital
99	Others (Specify)
<b>Block Panchayat</b>	
25	Veterinary Poly Clinic
26	Mobile farm unit
27	Mobile veterinary dispensary
28	Industries Extension Officer
29	Old age homes
30	Care Homes
31	Pre- matric hostels of SC Department
32	Tribal Extension Office

<b>Code</b>	<b>Functionary</b>
33	Community Health Centre (CHC)
34	Taluk Hospital/
35	Govt. Hospital
36	Taluk Hospital from Homoeo Department
37	Ayurveda Taluk Hospital
999	Others(Specify)
<b>District Panchayat</b>	
38	Mobile Soil Testing Laboratory,
39	District Sales Counter
40	District Agriculture Farm
41	Coconut Nursery
42	District Veterinary Centre
43	Mobile Veterinary Dispensary
44	Mobile Farm Unit
45	Clinical laboratories not attached to District Veterinary centre
46	Fisheries Schools
47	District Industries Centres
48	District Rural Development Agency
49	Integrated Tribal Development Project Office
50	Taluk Hospitals
51	District Hospitals
52	Homoeo Taluk Hospitals
53	Ayurveda Taluk Hospital
54	High Schools,
55	Special Schools
56	Teachers Training Institutes
57	Higher Secondary Schools
58	Vocational Higher Secondary Schools
59	Tailoring and Garment Making Centres
60	Tailoring Trade Centres
9999	Others (Specify)

## **6. Relationship with the Local Institutions**

<b>Code</b>	<b>Relation</b>
01	Totally separate
02	PRI has recommendatory powers
03	PRI provides from its budget a portion of the development fund of the institution and controls related activities
04	PRI provides all or major share of the development expenses and has full functional control over the activities
05	Others (Specify)



## 7. Nature of Interaction Over Functionaries in Local Institutions

Code	Description
01	Not even informal working relation with PRI
02	Informal Panchayat Sachivalaya model working relation with PRI as a good practice
03	Formal Sachivalaya model working relation with PRI as mandated under act/rules
04	Others (Specify)

## 8. Activities under taken by the panchayat in centrally sponsored schemes

Code	Activity
<b>Gram Panchayat</b>	
1.	Selection of beneficiary
2.	Identification of Beneficiaries through Grama Sabha Assisted by Technical Functionaries
3.	Finalising location of community tanks
4.	Implementing Specific Projects
5.	Providing Feed Back on Project Implementation
6.	Monitor and gather feedback from users about quality of seeds, fertilizers and farm implements
7.	Identification of priority areas for project implementation
8.	Promoting schemes
9.	Preparation of health plan and developing inter sectoral linkages
10.	Access to health databases at the village level
11.	Involvement in Patient Welfare Committee at the First Referral Unit/Primary Health Centre
12.	Selection of beneficiaries for seed and seed mini kits
13.	Selection of beneficiaries for nutrient management and soil ameliorants
14.	Appointment of teachers under project
15.	Upgradation, maintenance and repair of learning/teaching equipments
16.	Implementation of civil work for improving school facilities
17.	Monitoring of midday meal programme in Schools including wholesomeness of meal timely procurement of ingredients, quality of meal and cleanliness in cooking
18.	IEC of total sanitation campaign
19.	Custodian of assets for community complexes, environmental components, drainage etc.
20.	Maintenance of assets
21.	Handling administrative expenses
22.	Implementation of IAY programme at the habitation level
23.	Identification of beneficiaries, prioritisation and selection
24.	Organising IEC for effective program implementation
25.	Demand for work surveys
26.	Identification, planning of work and developing shelf of projects
27.	Finalising labour budget

<b>Code</b>	<b>Activity</b>
28.	Others (Specify)
<b>Block Panchayat</b>	
29.	Selection of Beneficiary
30.	Selection of project sites
31.	Selection of watersheds
32.	Selection of area for land use planning
33.	Identification of agency for distribution of inputs to farmers
34.	Publicizing demonstrations and ensuring participation of farmers from nearby areas for dissemination
35.	Identification of priority areas for project implementation
36.	Access to health databases at the block level/taluka level
37.	Involvement in Patient Welfare Committee at the Community Health Centre
38.	Approval of Block/Mandal/Taluka level rural roads master plan and core network for the block/mandal/talukas
39.	Operation of Rural Sanitation Marts and Production Centres
40.	Others (Specify)
<b>District Panchayat</b>	
41.	Selection of beneficiary
42.	Training, Extension and Awareness creation through Panchayats and Gram Sabhas (GS)
43.	Finalising location of community tanks
44.	Implementing Specific Projects
45.	Providing Feed Back on Project Implementation
46.	Dissemination of the project at the block level and below
47.	Organization of PRI and GS meetings and giving feed back to the concerned officials
48.	Formulation of Work plan
49.	Review , monitoring and evaluation of programmes at the district/sub district level.
50.	Preparation of plan for agriculture schemes/crops
51.	Selection of project sites
52.	Selection of watersheds
53.	Selection of area for land use planning
54.	Identification of agency for supply of inputs to farmers
55.	Identification of agency for distribution of inputs to farmers
56.	Review implementation of program and monitor results in terms of stated objectives
57.	Make requisite arrangement for extension, training of farmers etc
58.	Publicizing demonstrations and ensuring participation of farmers from nearby areas for dissemination
59.	Involvement in Rogi Kalyan Samithi (Patient Welfare Committee) of the Sub District Hospital/ District Hospital
60.	To manage all health institutions in the district hospital, sub-district hospital, Community Health Centre, Primary Health Centre through District Health Mission

<b>Code</b>	<b>Activity</b>
61.	Access to health databases at the district level
62.	Selection of beneficiaries for nutrient management and soil ameliorants
63.	Implementation of local initiatives in identified districts
64.	Undertake consultations with MLAs and MPs on the Block level/mandal level/taluka level
65.	Ensure that the suggestions of the MLAs and MPs are incorporated into the block/mandal/tehsil level master plan and block/mandal/taluka level core network
66.	Decide on priorities for the District Rural Roads Plan comprising Comprehensive New Connectivity Priority List (CNCPL) and Comprehensive Upgradation Priority List (CUPL)
67.	Approval of the District level Core network of Roads
68.	Ensuring that land is available for the road work
69.	Monitoring of midday meal programme in Schools including wholesomeness of maail, timely procurement of ingredients, quality of meal and cleanliness in cooking
70.	Implementation of Total Sanitation Campaign
71.	Convergence of BRGF, MGNREGS, SFC grant, NFC grant for housing programme
72.	Preparation of IEC Material
73.	Training of local government functionaries
74.	Handling administrative expenses
75.	Consolidation of annual plans at the Intermediate Panchayat Levels
76.	Adding Inter-Intermediate Panchayat works
77.	Monitoring NREGA scheme in the district
78.	Operation and Maintenance of Drinking Water Scheme
79.	Fixing of Cess/Water Tariff
80.	Providing support to the nutrition programme
81.	Selection of beneficiary
82.	Training, Extension and Awareness creation through Panchayats and Gram Sabhas (GS)
83.	Finalising location of community tanks
84.	Implementing Specific Projects
85.	Providing Feed Back on Project Implementation
86.	Dissemination of the project at the block level and below
87.	Organization of PRI and Grama Sabha (GS) meetings and giving feed back to the concerned officials
88.	Formulation of Work plan
89.	Review, monitoring and evaluation of programmes at the district/sub district level.
90.	Preparation of plan for agriculture schemes/crops
91.	Selection of project sites
92.	Selection of watersheds
93.	Selection of area for land use planning
94.	Identification of agency for supply of inputs to farmers
95.	Identification of agency for distribution of inputs to farmers

Code	Activity
96.	Review implementation of program and monitor results in terms of stated objectives
97.	Make requisite arrangement for extension, training of farmers etc
98.	Others(specify)

### 9. Recruiting authority

Code	Authority
01	State Public Service Commission
02	Employment Exchange
03	Others (Specify)

### 10. Sources of Taxes of Local Governments

Code	Item of Tax
<b>Gram Panchayat</b>	
01	Property tax on land and/or buildings (House tax)
02	Taxes on Profession, Trades and callings
03	Toll on persons, vehicles & animals
04	Tax on sale of firewood and thatch, conservancy and slaughterhouses
05	Tax on Private haat and private fisheries
06	Tax on Shops, pharmacies, workshops etc.
07	Tax on cultivable land lying fallow for more than 2 years
08	Cess or fee on registration of cattle sold
09	Cess or fee on license for starting tea stall, hotels and restaurants
10	Tax/Cess on cycles, carts, boats, rickshaw, vehicle drawn by animals
11	Tax on entertainment other than cinematograph shows
12	Tax on advertisement and hoardings
13	Lighting tax/rate
14	Drainage Tax
15	Octroi (other than on petroleum products)
16	Garbage disposal tax
17	Pilgrim tax
18	Octroi on animals, goods
19	Tax on fairs, festivals and other entertainment
20	Tax on vehicles, boats, animals
21	Toll on animals and vehicles
22	Additional Stamp duty
23	Conservancy tax
24	Duty on Transfer of Property
25	Entertainment tax/duty
26	General/special sanitary cess
27	Land conversion cess
28	Service tax for sanitation, water supply, scavenging, street lighting & drainage
29	Tax on agricultural land for specific purpose
30	Tax on cinemas & theatre
31	Tax on commercial crops

<b>Code</b>	<b>Item of Tax</b>
32	Tax on dogs kept
33	Tax on gharats, rice husking mills, brick kiln, oil mills
34	Tax on hawkers, pheriwalas
35	Tax on person exposing goods for sale in markets, hats, or melas
36	Tax on vehicles other than motor vehicles
37	Tax on works of public utility (i.e. on adult male members of sabha area for construction of public work of general utility)
38	Toll on ferry established or run by GP
39	Toll on persons, animals, Vehicles on toll bar established by GP and or on roads (other than kutchra), bridges under GP
40	Water tax
41	Royalty on minor minerals and metals
42	Forest revenue
43	Levy on agricultural land
44	Road Tax
45	Market Tax
46	Motor vehicle Tax
99	Others(Specify if any)
<b>Block Panchayats</b>	
47	Toll on persons, animals, Vehicles on toll bar established by GP & or on roads (other than kutchra), bridges under GP
48	Toll on ferry established or run by GP
49	Surcharge on land revenue
50	Cess on water rate
51	Tax on supplying Water and electricity
52	Tax on Profession, trades and callings
53	Water Tax
54	Tax on Theatrical performance
55	Tax on use of agricultural land
56	Tax on fairs
57	Royalty on minor minerals and metals
58	Forest revenue
59	Stamp duty levied on transfer of property
60	Road Tax
61	Market Tax
62	Entertainment Tax
63	Motor vehicle Tax
999	Others(Specify if any)
<b>District Panchayats</b>	
57	Toll on persons, animals, Vehicles on toll bar established by GP & or on roads (other than kutchra), bridges under GP
58	Toll on ferry established or run by GP
59	Water Tax

Code	Item of Tax
60	Tax on fairs, melas and other entertainments
61	Sanitation Tax
62	Pilgrim Tax
63	Special tax on lands and buildings
64	Tax on land benefited by irrigation or developmental works
65	Royalty on minor minerals and metals
66	Forest Revenue
67	Stamp duty levied on transfer of property
68	Levy on agricultural land
69	Road Tax
70	Market Tax
71	Entertainment Tax
72	Motor Vehicle Tax
9999	Others (Specify if any)

#### 11. Sources of Non-Tax in Local Governments

Code	Item
<b>Gram Panchayats</b>	
1	Fee for providing sanitary arrangement in places of worship, fairs & melas
2	Water rate for supply of water for drinking, irrigation etc
3	Lighting rate/fees
4	Conservancy rate/fees
5	Fees on license on running trade
6	Fee on registration of vehicles (those not registered under any other law)
7	Pilgrimage fee
8	Market fee
9	Fee on registration of cattle/animals sold
10	Fees on buses and taxis, auto stand, car stand
11	Fees on grazing cattle on grazing lands
12	Fee on sale of goods in fairs, markets, festivals
13	Fee on cart stand, tonga stand
14	Fee for temporary erection or putting a projection on public street or land
15	Fee for the use of slaughter house, encamping grounds
16	Fee for temporary occupation of village sites, roads & other public places
17	Fee on tongas
18	Adda fee
19	Fee on cattle pounds
20	Fee for application of creation or re-creation of buildings
21	Service charges for toilet facilities, parking facilities etc

<b>Code</b>	<b>Item</b>
22	Fee for Dharamshalas, camping ground
23	Fee for drainage
24	Fees on registration for running trade, wholesale or retail
25	Fees on license on dogs, birds & other domestic pet
26	Drainage rate
27	Fees for use of burning ghat
28	Fees on registration for tube-wells fitted with motor-driven pump sets
29	Fees on plaints, petitions & other processes in suits and cases instituted before the Nyaya Panchayat
30	Others (Specify if any)
<b>Block Panchayats</b>	
31	Fee on cinema halls, brick kilns, saw mills, timber depots, private fisheries, vegetable gardens for commercial purpose etc.
32	Fee on registration of vehicles (those not registered under any other law)
33	Fee for providing sanitary arrangements in places of worship pilgrimage fairs and melas
34	Fee for license for a haat or market
35	Water rate for supply of water for drinking, irrigation etc
36	Lighting rate/fees
37	Fee on public hospitals, dispensaries , schools, sarais, markets, rest houses & other public institutions
38	Fee on supply, storage and preservation of water for drinking, bathing etc
39	Fee for preservation and reclamation of soil and drainage and reclamation of swamps
40	Fees fairs, agricultural shows and industrial exhibitions
41	Fee for any other license
42	Others (Specify if any)
<b>District Panchayats</b>	
43	Fees on registration of boats
44	Fees on registration of Vehicles
45	Fee for providing sanitary arrangements in places of worship, pilgrimage, fairs and melas
46	Fees on license for mela or fairs
47	Lighting rate/fees
48	Water rate
49	Fee on public hospitals, dispensaries , schools, sarais, markets, rest houses & other public institutions
50	Fee on supply, storage and preservation of water for drinking, bathing etc
51	Fee for preservation & reclamation of soil & drainage & reclamation of swamp
52	Fees fairs, agricultural shows and industrial exhibitions
53	Fee for temporary erection or putting a projection on public street or land
54	Conservancy fee

<b>Code</b>	<b>Item</b>
55	Fee on the registration of animals sold in fairs and melas
56	Market fee on persons exposing goods for sale in any market
57	Fee for use of dharamsalas, rest houses, slaughter house & encamping ground
58	License fee on brokers, commission agent, weighmen or measures practicing their callings
59	Others (Specify if any)

### **12. Processes involved in the budget supplement finalisation**

<b>Code</b>	<b>Process</b>
01	Proposal for transfer of non-plan resources from departments to various local governments consolidated and approved by finance
02	Development fund, maintenance grand, general purpose fund allocations to various local governments consolidated by Planning Board based on finance commission award and finalised in consultation with finance department.
03	Consolidated document finalised by budget section of finance department
04	Budget supplement approved by legislature
05	Any other process (specify)

### **13. Process List for Annual Audit Statement finalisation**

<b>Code</b>	<b>Process List</b>
01	Placement of audit reports by the statutory agencies before the Local Government accounts committee
02	Consolidated comments forwarded from legislature secretariat
03	Facilitation of responses from concerned local governments
04	Finalisation of the Report of the Local Government Committee
05	Placing the Report before the Legislature
06	Any other process (specify)

### **14. Process list for Electronic Funds Transfer**

<b>Code</b>	<b>Process</b>
01	Request for fund release by implementing officer
02	Verification of validity of request based on utilisation of funds in Panchayat Office
03	Recommendation for approval of release of funds by Panchayat Secretary
04	Approval for release of funds
05	Submission of release of funds by the Implementing Officer to the Treasury
06	Issue of Pay Order Cheque by Treasury
07	Any other process (Specify)



### 15. Processes for Service Delivery Standardisation

Code	Process
01	Visit Citizen Charter
02	Appointment of authorised consultant /Expert from Quality Circle
03	Study of service delivery process by the consultant with intense stakeholder interaction
04	Recommendations on standardisation
05	Approval for process changes
06	Change Management plan
07	Training Plan
08	Others (Specify)

### 16. Rules and Guidelines for Accounts and Audits

Code	Rules and Guidelines
01	Accounts rule
02	Performance Audit rule
03	Taxation rules (separate rule for each tax)
04	Non Tax Rules (separate rule for each non tax item)
05	Budget Guidelines
06	Plan preparation guidelines
07	Other (specify)

### 17. Themes for capacity building

Code	Theme
01	Planning and participation Programme
02	Implementation and integration
03	Governance
04	Basics of decentralization
05	Information Communication Technology
06	Transparency and Accountability
07	GPDP
08	Improvement of basic services, service delivery
09	PR Act, Rules, Guidelines, Notification
10	Accounting and auditing
11	Procurement of materials and services
12	Public works implemenataion and management
13	e-Panchayat/ state specific application
14	Panchayat office administration and systems
15	Good practices and innovations

<b>Code</b>	<b>Theme</b>
16	Own revenue enhancement
17	Zero cost and low cost programmes
18	Strengthening Grama Sabha
19	Improving inclusion
20	Engendering local governments
21	Improvements in specific sectors -Drinking water sanitation
22	Improvements in specific sectors -Education
23	Improvements in specific sectors -Nutrition
24	Improvements in specific sectors -Health
25	Other sectors

### **18. Categories of institutions for PRI training**

<b>Code</b>	<b>Category</b>
01	Owned by panchayat department
02	Owned by ER fora
03	Owned by other government institutions (specify)

## List of Acronyms

<b>Acronyms</b>	<b>Expansions</b>
ARWS	Accelerated Rural Water Supply Programme
ASHA	Accredited Social Health Activist
ATR	Action Taken Report
BDO	Block Development Officer
BPL	Below Poverty Line
BP	Block Panchayat
C&AG	Comptroller and Auditor General
CBO	Community Based Organisations
CRSP	Central Rural Sanitation Programme
DPC	District Planning Committee
DRDA	District Rural Development Agency
EVM	Electronic Voting Machine
GP	Gram Panchayat
GIS	Geographic Information System
GS	Gram Sabha
IAY	Indira Awas Yojana
ICDS	Integrated Child Development Scheme
ICT	Information and Communication Technology
ITDA	Integrated Tribal Development Agency
LAN	Local Area Network
MDM	Mid-Day Meal Programme
MMA	Macro Management of Agriculture
MNREGA	Mahatma Gandhi National Rural Employment Guarantee Act
NGO	Non-Governmental Organisation
NRHM	National Rural Health Mission
NRLM	National Rural Livelihoods Mission
OBC	Other Backward Communities
PEAIS	Panchayat Empowerment of Accountability Incentive Scheme
PMGSY	Pradhan Mantri Gram Sadak Yojana
PHC	Primary Health Centre
RTI	Right to Information Act
SCs	Scheduled Castes

<b>Acronyms</b>	<b>Expansions</b>
SEC	State Election Commissioner
SFC	State Finance Commission
SGSY	Swarna Jayanti Gram Swarojgar Yojana
Sl.No.	Serial Number
SSA	Sarva Siksha Abhiyan
SIRD	State Institute for Rural Development
STs	Scheduled Tribes
VFM	Value For Money
WAN	Wide Area Network

**STUDY ON IMPLEMENTATION OF  
PANCHAYAT EXTENSION TO SCHEDULED AREAS (PESA) ACT, 1996  
(To be answered by the State Government)**

**A. DOCUMENTS**

1. Name of the State \_\_\_\_\_
2. Documents to be uploaded
  - a. Panchayati Raj Act(s) of the State
  - b. PESA Rule
  - c. Allied acts requiring amendments as proposed by the study by Enviro Legal Defence Firm (ELDF) for the Ministry of Panchayati Raj (MoPR)
  - d. Government orders/ Notifications on PESA issued subsequently.
  - e. Any other related documents.

**B. GENERAL INFORMATION ON PESA AREAS**

3. Over view

Sl. No	Description		No. of Districts	No. of Blocks	Remarks <sup>†</sup>
(i)	Total in the State	currently			
		as of 2011			
(ii)	Fully covered in PESA (V <sup>th</sup> Schedule)	currently			
		as of 2011			
(iii)	Partially covered in PESA	currently			
		as of 2011			

<sup>†</sup> For partly covered areas details of areas covered under PESA may be provided.

4. Number of Intermediate Panchayats in PESA / V<sup>th</sup> Schedule Areas (Please indicate Block Panchayat/ Mandal Panchayat etc.)
  - a. Currently:
  - b. As of 2011:
5. Number of Gram Panchayats (GP) in PESA or V<sup>th</sup> Schedule Areas
  - a. Currently:
  - b. As of 2011:
6. Number of Revenue Villages under PESA or V<sup>th</sup> Schedule Areas
  - a. Currently:
  - b. As of 2011:

7. Demographic Information (As per census 2011)

a. General Particulars (Fully PESA districts only)– As of 2011

Name of District	Population			ST Population (% of total population)			Literacy Rate (%)		
	M	F	Total	M	F	Total	M	F	Total

b. General Particulars of fully PESA districts formed after 2011

Name of District	Population			ST Population (% of total population)			Literacy Rate (%)		
	M	F	Total	M	F	Total	M	F	Total

8. Details of distribution of Tribal Population (Only fully PESA districts)

Name of District	List of Tribes	Type of each tribe (Hill Tribe Group, Semi Nomadic Plain Group or Nomadic Group)	Areas where tribes form a majority
	1 2 3 4 5		
	1 2 3 4 5		
	1 2 3 4 5		

9. Population Particulars for Districts partly covered by PESA

a. As per census 2011

Name of District	Name of Block	Population			ST Population (% of total population)			Literacy Rate (%)		
		M	F	Total	M	F	Total	M	F	Total

b. Districts partly covered by PESA formed after 2011

Name of District	Name of Block	Population			ST Population (% of total population)			Literacy Rate (%)		
		M	F	Total	M	F	Total	M	F	Total

10. Details of distribution of tribal population - (Only partially PESA covered districts)

Name of District	Name of Block	List of Tribes	Type of each tribe (Hill Tribe Group, Semi Nomadic Plain Group or Nomadic Group)	Areas where tribes form a majority
		1 2 3 4		
		1 2 3 4		
		1 2 3 4		
		1 2 3 4		



11. Details of Blocks which are partly covered by PESA (as per Census 2011)

Name of Block	Name of GP	Name of Village	Population			ST Population (% of Total Population)			Literacy Rate (%)		
			Male	Female	Total	Male	Female	Total	Male	Female	Total

12. List major projects implemented in the scheduled areas in the state involving land, minor forest produce, extraction of minor minerals and extraction of water

Sl No	Name of District	Name of Project	Impact on Tribal Resources				Details of Grama sabhas consulted	Details of Panchayats consulted	State of the project
			Acquisition of tribal land	Extraction of minor minerals	Extraction of minor forest produce	Extraction of water resources			

13. Important vulnerability indicators of tribals in the scheduled area (Fully PESA and partly PESA)

Sl No	District	% of tribals displaced due to projects and reference year	% of tribals below poverty line and reference year	% of tribals in extreme poverty and reference year

**C. COMPLIANCE OF PROVISIONS OF PESA ACT, 1996**

1. Section 4(a)- Provision for customary law, social and religious practices and traditional management practices of community resources.

(a) Whether State legislation on Panchayats for Scheduled Areas is in consonance with customary law, social and religious practices and traditional management practices of community resources? Yes/No

Please give details:

- i. Name of the State Panchayati Raj Act(s)
- ii. Section no.

(b) Whether any other State subject Act has been amended in consonance with this provision? Yes/No

Please give details

- i. Name of the Act(s)
- ii. Section no.
- iii. Please reproduce the Section(s)

(c) Whether any other State subject Act needs to be amended to bring it in consonance with this provision? Yes/No

Please give details

- i. Name of Act(s)
- ii. Section no.
- iii. Please reproduce the Section(s)
- iv. Please indicate the status of changes proposed by Enviro Legal Defence Firm (ELDF) for Ministry of Panchayati Raj (MoPR) in the relevant section.

- (d) Does the state legislation on Panchayats for scheduled areas have enabling provisions for the tribal people and communities to redress their grievances or objections to any provision in any law applicable to scheduled areas that are not being in consonance with the customary laws, social and religious practices and traditional management practices of community resources? Yes/No

Please give details:

- i. Name of the State Panchayati Raj Act(s)
- ii. Section no.

## 2. Section 4(b) – Definition of Village

- (a) What is the definition of the “village” for Schedule V Areas?

- i. Name of the State Panchayati Raj Act(s) in which definition is given.
- ii. Section no.
- iii. Please indicate the status of changes proposed by Enviro Legal Defence Firm (ELDF) for Ministry of Panchayati Raj (MoPR) in the relevant section.

- (b) Whether any other State subject Act has been amended in consonance with this provision? Yes/No

- i. Name of the Act(s) amended.
- ii. Section no.
- iii. Please reproduce the Section(s)

- (c) Whether any other State subject Act needs to be amended to bring it in consonance with this provision? Yes/No

Please give details:

- i. Name of Act(s)
- ii. Section no.
- iii. Please reproduce Section(s)
- iv. Please indicate the status of changes proposed by ELDF for MoPR in the relevant Act(s)/Rule(s).

- (d) Procedure for constituting the Village: Has the State finalised the procedure for constituting a village in scheduled areas.

- i. Name of the State Act(s)/ Rule(s)
- ii. Section No/ Rule No.
- iii. Please indicate the status of changes proposed by ELDF for MoPR in the relevant Act/ Rules.

- (e) Has the state initiated any effort for identification of the villages as defined under PESA in scheduled areas based on community demand and for demarcating the geographical jurisdiction of the village during the last 5 years, as suggested in the MoPR Advisory No.N-11012/1/2007 – PESA (Pt) dated 21<sup>st</sup> May 2010? Yes/No

Please give details:

- i. Details of villages newly demarcated.
- ii. Was the State Election Commission involved?
- iii. Was this discussed in Gramasabhas?
- iv. Was a public hearing initiated?
- v. Details of notifications prepared / finalised.
- vi. Present status.

3. Section 4(c) – Definition of Gram Sabha

- (a) What is the definition of Gram Sabha in State Panchayati Raj Act(s)?
- i. Name of the State Panchayati Raj Act(s)
  - ii. Section no.
  - iii. Please indicate the status of changes proposed by ELDF for MoPR in the relevant sector.
- (b) What are the functions of Gram Sabha in State Act(s)/ Rule(s)?
- i. Name of the State Panchayati Raj Act(s)/ Rule(s):
  - ii. Section no(s)/ Rule no(s) :
  - iii. Please reproduce the Section(s)/ Rule(s):
- (c) Has the State initiated any effort during the last 5 years, to identify “villages” where Gram Sabha is spread over multiple habitations or multiple hamlets making it unviable for frequent meetings and regular functioning, as suggested in the MoPR Advisory No.N-11012/1/2007 – PESA (Pt) dated 21<sup>st</sup> May 2010? Yes/No
- Please give details:
- i. Number of applications received from Gram Sabhas.
  - ii. Was public hearing organised?
  - iii. Number of Gramasabhas identified.
  - iv. What further steps have been taken in this regard?
  - v. Was the State Election Commission involved?
- (d) What is the procedure for selection of presiding officer of the Gram Sabha and conduct of Business?
- i. Name of the Act(s)/ Rule(s)
  - ii. Section no(s)/ Rule no(s) :
  - iii. Please indicate the status of changes proposed by ELDF for MoPR in the relevant rules.
- (e) Whether any State Subject Act has been amended according to this provision. Please give details.
- i. Name of the Act(s)/ Rule(s)
  - ii. Section no(s)/ Rule no(s) :
  - iii. Please reproduce the Section(s)/ Rule(s):
- (f) Whether any State Subject Act needs to be amended. Please give details.
- i. Name of the Act(s)/ Rule(s)
  - ii. Section no(s)/ Rule no(s) :
  - iii. Please reproduce the Section(s)/ Rule(s):
  - iv. Please indicate the status of changes proposed by ELDF for MoPR in the relevant Rule(s).

4. Section 4(d) – Operationalising customary law and traditional management practices of community resources

- (a) How does the State Panchayati Raj Act empower the Gram Sabha to safeguard and preserve the traditions and customs recognize competence of the people, their cultural identity?
- i. Name of the State Panchayati Raj Act(s)

- ii. Section no.
    - iii. Please indicate the status of changes proposed by ELDF for MoPR in the relevant section to operationalise this.
  - (b) Are there any provisions in the State Panchayati Raj Act to empower/recognize competence of Gram Sabha for management of community resources?
    - i. Name of the State Panchayati Raj Act(s)
    - ii. Section no.
    - iii. Please indicate the status of changes proposed by ELDF for MoPR in the relevant section to operationalise this.
  - (c) Has the Gram Sabha been empowered in the State Panchayati Raj Act or any other Act to solve local disputes in a customary mode?
    - i. Name of the Act(s)
    - ii. Section no.
    - iii. Please indicate the status of changes proposed by ELDF for MoPR in the relevant section to operationalise this.
  - (d) Whether any State Subject Act has been amended according to this provision. Please give details.
    - i. Name of the Act(s)/ Rule(s)
    - ii. Section no(s)/ Rule no(s) :
    - iii. Please reproduce the Section(s)/ Rule(s):
  - (e) Whether any State Subject Act needs to be amended. Please give details.
    - i. Name of the Act(s)/ Rule(s)
    - ii. Section no(s)/ Rule no(s) :
    - iii. Please reproduce the Section(s)/ Rule(s):
    - iv. Please indicate the status of changes proposed by ELDF for MoPR in the relevant Rule(s).
5. Section 4(e) – Approval of Plans, Programmes and Projects of Socio Economic Development and beneficiary identification
- (a) What is the provision in State Panchayati Raj Act for approval of the plans, programmes and projects for social and economic development of the village level?
    - i. Name of the State Panchayati Raj Act(s)
    - ii. Section no.
    - iii. Authority competent to issue certification of utilization of expenditure by Village Panchayats
    - iv. Please indicate the status of changes proposed by ELDF for MoPR in the relevant sections
  - (b) What is the provision for the identification or selection of persons as beneficiaries under the following programmes?
    - 1. Poverty alleviation
      - i. Name of the State Panchayati Raj Act(s).
      - ii. Section no.
      - iii. Name of the body

- iv. Please indicate the status of changes proposed by ELDF for MoPR in the relevant sections
2. Housing
- i. Name of the State Panchayati Raj Act(s).
  - ii. Section no.
  - iii. Name of the body
  - iv. Please indicate the status of changes proposed by ELDF for MoPR in the relevant sections
3. Social Welfare Pensions
- i. Name of the State Panchayati Raj Act(s).
  - ii. Section no.
  - iii. Name of the body
  - iv. Please indicate the status of changes proposed by ELDF for MoPR in the relevant sections
- (c) In which of the following centrally sponsored scheme programme was the Gram Sabha consulted for prior informed consent of the programme implementation
- i. MGNREGA
  - ii. IAY
  - iii. Old age pension
  - iv. RKVY
  - v. SBA
  - vi. NRHM
  - vii. NRLM
  - viii. SSA
  - ix. Others
- (d) Whether any State Subject Act has been amended according to this provision. Please give details.
- i. Name of the Act(s)/ Rule(s)
  - ii. Section no(s)/ Rule no(s) :
  - iii. Please reproduce the Section(s)/ Rule(s):
- (e) Whether any State Subject Act needs to be amended. Please give details.
- i. Name of the Act(s)/ Rule(s)
  - ii. Section no(s)/ Rule no(s) :
  - iii. Please reproduce the Section(s)/ Rule(s):
  - iv. Please indicate the status of changes proposed by ELDF for MoPR in the relevant Rule(s).
6. Section 4(f) – Issuing Certificate of Utilisation of Funds
- (a) Has the Gram Sabha been empowered as per State Panchayati Raj Act to issue certification of utilization for expenditure of programme funds? If not, then which is the competent authority?
- i. Name of the State Panchayati Raj Act(s).
  - ii. Section no.

- iii. Authority competent to issue certification of utilization of expenditure by Village Panchayats
  - iv. Please indicate the status of changes proposed by ELDF for MoPR in the relevant sections.
- (b) In which of the following centrally sponsored scheme is the Gram Sabha certifying utilisation of funds
- i. MGNREGA
  - ii. IAY
  - iii. Old age pension
  - iv. RKVY
  - v. SBA
  - vi. NRHM
  - vii. NRLM
  - viii. SSA
  - ix. Others
- (c) Whether any State Subject Act needs to be amended. Please give details.
- v. Name of the Act(s)/ Rule(s)
  - vi. Section no(s)/ Rule no(s) :
  - vii. Please reproduce the Section(s)/ Rule(s):
  - viii. Please indicate the status of changes proposed by ELDF for MoPR in the relevant Rule(s).

7. Section 4(g) – Reservation

- (a) Whether 50% seats are reserved for STs in the Scheduled Areas?
- i. Name of the Act(s)
  - ii. Section no.
- (b) Are 100% seats of Chairpersons at all level are reserved for STs?
- i. Name of the Act(s)
  - ii. Section no.

8. Section 4(h) – Nomination of Tribes not represented

- (a) Whether there is legislative provision for the State Government to nominate to Panchayats persons belonging to Scheduled Tribes which have no representation in the Panchayat at the intermediate level or the Panchayat at the district level?
- i. Name of the Act(s)
  - ii. Section no.
- (b) At present how many such persons have been nominated at which level?
- i. Please give details.
  - ii. Proportion of nominated members as percentage of elected members

9. Section 4(i) – Acquisition of land and resettlement and rehabilitation

- (a) Whether there is any provision in the State Panchayati Raj Act for consultation with Gram Sabhas/Gram Panchayats before making the acquisition of land in Scheduled Areas and before resettling and rehabilitating persons affected by such projects in the Scheduled Areas? If so, which level?
- i. Name of the State Panchayati Raj Act(s).
  - ii. Section no.
  - iii. Name of the body
  - iv. Please indicate the status of changes proposed by ELDF for MoPR in the relevant sections.
- (b) Whether any other State subject Act has been amended in consonance with this provision?
- i. Name of the Act(s)
  - ii. Section no.
  - iii. Please reproduce the Section(s)
- (c) Have any executive instructions being issued? If so, please reproduce or attach.
- (d) Is Section 4 (i) of PESA actually being implemented? Please give details.
- (e) Whether any other State subject Act needs to be amended to bring it in consonance with this provision? Please give details.
- i. Name of the Act(s)
  - ii. Section no.
  - iii. Please reproduce the Section(s)
  - iv. Please indicate the status of changes proposed by ELDF for MoPR in the relevant sections.
- (f) Which of the following steps outlined in the MoPR Advisory No.N-11012/1/2007 – PESA (Pt) dated 21<sup>st</sup> May 2010, are being pursued in scheduled areas currently for land acquisition project?
- i. Consultation of Gram Sabhas that have persons affected by the project.
  - ii. Consultation of appropriate level of panchayat when persons belonging to more than one Gram Sabhas are affected by the project.
  - iii. Furnishing information regarding project for which land is acquired, details of land proposed to be acquired, justification for land requirements, details of possible impact assessment of the project including land likely to be effected, social and environmental impact, new people likely to settle in the village, proposed compensation, job opportunities likely to be created for people in the project area, relief and rehabilitation and sustainable livelihood plan etc., by the acquisition authority to Gram Sabhas and the panchayat at the appropriate level.
  - iv. Summoning of representatives of the authorities for examination of the information submitted by them before the Gram Sabhas.
  - v. Recommendations of the Gram Sabhas regarding the proposed land acquisition, relief and rehabilitation and sustainable livelihood plan of the people displaced.
  - vi. Consideration of the recommendations of the Gram Sabhas ie., land acquisition, relief and rehabilitation and sustainable livelihood plan of the people displaced by the authorities concerned.



- vii. Sending the recommendation of Gram Sabhas back to the Gram Sabhas for reconsideration in the light of disagreement of the authority.
- viii. Recording reasons of disagreement of the recommendations of the Gram Sabhas in writing before passing the acquisition order.
- ix. Placing progress of rehabilitation and sustainable livelihoods before the Gram Sabhas, every three months from the date of notification of land acquisition.
- x. Informing the State Government, complaints and lapses in the suggested measures regarding rehabilitation and relief and sustainable livelihood plan.
- xi. Action by the State Government following the reporting by the Gram Sabhas.

#### 10. Section 4(j) – Planning and Management of Minor Water bodies

- (a) Whether the planning and management of minor water bodies is entrusted to Gram Sabha or Panchayats? If so, which level?
  - i. Name of the State Panchayati Raj Act(s).
  - ii. Section no.
  - iii. Name of the body
  - iv. Please indicate the status of changes proposed by ELDF for MoPR in the relevant sections.
- (b) Whether any other State subject Act has been amended in consonance with this provision?
  - i. Name of the Act(s).
  - ii. Section no.
  - iii. Please reproduce the Section(s)
- (c) Have any executive instructions being issued? If so, please reproduce or attach.
- (d) Is Section 4 (j) of PESA actually being implemented? Please give details.
- (e) Whether any other State Subject Act needs to be amended to bring it in consonance with this provision? Please give details.
  - i. Name of the Act(s).
  - ii. Section no.
  - iii. Please reproduce the Section(s)
  - iv. Please indicate the status of changes proposed by ELDF for MoPR in the relevant sections.

#### 11. Section 4(k) – Minor Minerals in the Scheduled Areas

- (a) What are the legislative provisions made in State Acts about grant of prospecting license or mining lease for minor minerals (building stones, gravel, ordinary clay, ordinary sand and other minerals Gol has declared as minor minerals through notifications? Is the prior recommendation of Gram Sabha or Panchayats at appropriate mandatory?
  - i. Name of the State Panchayati Raj Act(s)/ Rule(s)
  - ii. Section no(s)/ Rule No(s)
  - iii. Name of the body whose prior recommendation is mandatory
  - iv. Please indicate the status of recommendations of ELDF for MoPR to make amendments in the relevant section(s)/ Rule(s).

- (b) Whether any other State subject Act has been amended in consonance with this provision?
- i. Name of the Act(s)
  - ii. Section no.
  - iii. Please reproduce the Section(s)
- (c) Have any executive instructions being issued? If so, please reproduce or attach.
- (d) Is Section 4 (k) of PESA actually being implemented? Please give details.
- (e) Whether any other State Subject Act needs to be amended to bring it in consonance with this provision? Please give details.
- i. Name of the Act(s)
  - ii. Section no.
  - iii. Please reproduce the Section(s)
  - iv. Please indicate the status of changes proposed by ELDF for MoPR in the relevant sections.
- (f) Which of the following procedure are being pursued in the scheduled areas currently for exploitation of minor minerals, as outlined in the MoPR Advisory No.N-11012/1/2007 – PESA (Pt) dated 21<sup>st</sup> May 2010?
- i. Consultation with the Gram Sabhas or panchayats at the appropriate level during the planning of excavation stage based on the excavation plan covering details of area of excavation, type of area, mechanism of management of ill effects of excavation such as existence of pits, water shortage, loss of vegetation, effect of ash or smoke on fields, prior to auction.
  - ii. Placing before Gram Sabhas within whose jurisdiction the proposed mining area falls, all relevant information for prospecting license/ mining lease/ concession covering how the interests of the village community is affected, measures to safeguard the livelihood of the persons affected, measures to safeguard the livelihood of the people in the affected area, measures to augment the resources of the community by providing them a stake in the revenue, assessment of the social, environmental and economic impact on the affected persons etc.
  - iii. Recommendations of the Gram Sabhas based on information provided if necessary imposing conditions for protecting the environment, employment etc.
  - iv. Acceptance of the recommendation by the mining agency
  - v. Sending the recommendation of the Gram Sabhas by the authority which decides on mining, back to the Gram Sabhas for reconsideration in the light of disagreement by the authority.
  - vi. Recording reasons for disagreement of the recommendations of the Gram Sabhas in writing before passing the order.

## 12. Section 4(l) – Concessions for exploitation of minor minerals

- (a) What are the legislative provisions made in State Acts about grant of concessions for the exploitation of minor minerals by auction? Is the prior recommendation of Gram Sabha or Panchayats at appropriate level mandatory?
- i. Name of the State Panchayati Raj Act(s)
  - ii. Section no.

- iii. Name of the body whose prior recommendation is mandatory
  - iv. Please indicate the status of recommendations of ELDF for MoPR to make amendments in the relevant section(s).
- (b) Whether any other State subject Act has been amended in consonance with this provision?
- i. Name of the Act(s)
  - ii. Section no.
  - iii. Please reproduce the Section(s)
- (c) Have any executive instructions being issued? If so, please reproduce or attach.
- (d) Is Section 4 (l) of PESA actually being implemented? Please give details.
- (e) Whether any other State Subject Act needs to be amended to bring it in consonance with this provision? Please give details.
- i. Name of the Act(s)
  - ii. Section no.
  - iii. Please reproduce the Section(s)
  - iv. Please indicate the status of changes proposed by ELDF for MoPR in the relevant sections.

13. Section 4(m)(i) – Enforcing prohibition and restricting sale and consumption of intoxicants

- (a) Have legislative provisions been made in State Acts to endow Gram Sabha and Panchayats at the appropriate level with power to enforce prohibition, regulate / restrict the sale and consumption of intoxicants?
- Please give details.
- i. Name of the State Panchayati Raj Act(s)
  - ii. Section no.
  - iii. Name of the body
  - iv. Please indicate the status of recommendations of ELDF for MoPR to make amendments in the relevant section(s).
- (b) Whether any other State subject Act has been amended in consonance with this provision?
- i. Name of the Act(s)
  - ii. Section no.
  - iii. Please reproduce the Section(s)
- (c) Have any executive instructions being issued? If so, please reproduce or attach.
- (d) Is Section 4 (m) (i) of PESA actually being implemented? Please give details.
- (e) Whether any other State subject Act needs to be amended to bring it in consonance with this provision? Please give details.
- i. Name of the Act(s)
  - ii. Section no.
  - iii. Please reproduce the Section(s)
  - iv. Please indicate the status of changes proposed by ELDF for MoPR in the relevant sections.
- (f) Which of the following procedures are followed currently in the state in the case of enforcing prohibition?

- i. Concurrence of the Gram Sabhas for setting up a factory for manufacturing liquor or a liquor sale outlet.
- ii. Formation of an intoxication control committee with adequate membership of women.
- iii. Presentation of the request for continuation of a liquor shop every year before the Gram Sabhas by the excise department; Resolution in the Gram Sabhas permitting continuance of sale of liquor.
- iv. Considering proposal of the excise department along with views of the intoxication control committee, by the Gram Sabhas.

14. Section 4(m)(ii) – Minor Forest Produces

- a) What is the definition of Minor Forest Produce (MFP) in the State Panchayati raj Act?
  - i. Section no(s)
- b) Have legislative provisions been made in the State Acts for endowing the Gram Sabha and Panchayats at appropriate level with ownership of minor forest produce?
  - i. Name of the Act(s)
  - ii. Section no.
  - iii. Name of the body
  - iv. Please indicate the status of changes proposed by ELDF for MoPR in the relevant sections.
- c) Whether any other State Subject Act has been amended in consonance with this provision?
 

Please give details.

  - i. Name of the Act(s)
  - ii. Section no.
  - iii. Please reproduce the Section(s)
- d) Have any executive instructions being issued? If so, please reproduce or attach. (Details about MFP federation etc. may be given).
- e) Is Section 4 (m) (ii) of PESA actually being implemented? Please give details.
- f) Whether any other State Subject Act needs to be amended to bring it in consonance with this provision? Please give details.
  - i. Name of the Act(s)
  - ii. Section no.
  - iii. Please reproduce the Section(s)
  - iv. Please indicate the status of changes proposed by ELDF for MoPR in the relevant sections.
- g) Which of the following procedure are followed in the case of exploitation of Minor Forest Produce?
  - (i). Consultation of the Gram Sabhas by the Forest Department/Institution or any department before taking any MFP collected on the basis of any Act, Rule or administrative instructions or organising trade of MFP.
  - (ii). Chalking out of an action plan by the Gram Sabha(s) about the exploitation of MFP in consultation with the officer concerned.

- (iii). Chalking out a minor forest scheme providing for the traditional requirements of the villagers for grazing, fuel wood, making houses and ploughs and getting it approved by the Gram Sabha(s).
- (iv). Decision on the minimum price of purchase or exchange of MFP in consultation with the Forest Department by the Gram Sabha(s).
- (v). Determining of the royalty payable by the collector or trader on MFP by the Gram Sabha(s).

15. Section 4(m)(iii) – Prevention of Land Alienation

- (a) What are the legislative provisions made in State Acts for endowing the Gram Sabha and Panchayats at appropriate level with power for prevention of alienation of land in the Scheduled Areas?
  - i. Name of the State Panchayati Raj Act(s)
  - ii. Section no.
  - iii. Name of the body
  - iv. Please indicate the status of recommendations of ELDF for MoPR to make amendments in the relevant section(s).
- (b) Whether any other State subject Act has been amended in consonance with this provision?
  - i. Name of the Act(s)
  - ii. Section no.
  - iii. Please reproduce the Section(s)
- (c) Have any executive instructions being issued? If so, please reproduce or attach.
- (d) Is this provision of 4 (m) (iii) of PESA actually being implemented? Please give details.
- (e) Whether any other State subject Act needs to be amended to bring it in consonance with this provision? Please give details.
  - i. Name of the Act(s)
  - ii. Section no.
  - iii. Please reproduce the Section(s)
  - iv. Please indicate the status of recommendations of ELDF for MoPR to make amendments in the relevant section(s).
- (f) What are the legislative provisions made in State Acts endowing the Gram Sabha and Panchayats at appropriate level with powers of to take action for restoration of unlawfully alienated land?
  - i. Name of the State Panchayati Raj Act(s)
  - ii. Section no.
  - iii. Name of the body
  - iv. Please indicate the status of recommendations of ELDF for MoPR to make amendments in the relevant section(s).
- (g) Whether any other State subject Act has been amended in consonance with this provision?
  - i. Name of the Act(s)
  - ii. Section no.
  - iii. Please reproduce the Section(s)
- (h) Have any executive instructions being issued? If so, please reproduce or attach.

- (i) Whether this provision of 4 (m) (iii) of PESA actually being implemented? Please give details.
- (j) Which of the following procedure are followed in the State when there is alienation of land in the scheduled areas?
  - i. Gram Sabhas is consulted by village officials before recording any kind of transaction of land.
  - ii. Gram Sabhas reviews the records of land and ascertain correctness of the transaction.
  - iii. Gram Sabhas recommends to the Gram Panchayat for effecting mutation and recording in the records of land
  - iv. In the case of any transfer of land belonging to ST being transferred to non-ST, Gram Sabhas conducts an enquiry into the transaction *suo-moto* or based on a complaint.
  - v. Gram Sabhas passes an order prohibiting the transaction leading to alienation of ST land.
  - vi. In the case of knowing that any land in the possession of an ST owner originally is under possession of any other non-ST person unlawfully, the Gram Sabhas conducts an enquiry into the matter.
  - vii. The Gram Sabhas issues an order restoring the land to the original owner or his /her legal heirs.

16. Section 4(m)(iv) – Management of village markets

- (a) What are the legislative provisions made in State Acts for endowing Gram Sabha and Panchayats at appropriate level with powers of management of village markets?
  - i. Name of the State Panchayati Raj Act(s)
  - ii. Section no.
  - iii. Name of the body
  - iv. Please indicate the status of recommendations of ELDF for MoPR to make amendments in the relevant section(s).
- (b) Whether any other State subject Act has been amended in consonance with this provision?
  - i. Name of the Act(s)
  - ii. Section no.
  - iii. Please reproduce the Section(s)
- (c) Have any executive instructions being issued? If so, please reproduce or attach.
- (d) Is Section 4 (m) (iv) of PESA actually being implemented? Please give details.
- (e) Whether any other State subject Act needs to be amended to bring it in consonance with this provision? Please give details.
  - i. Name of the Act(s)
  - ii. Section no.
  - iii. Please reproduce the Section(s)
  - iv. Please indicate the status of recommendations of ELDF for MoPR to make amendments in the relevant section(s).

17. Section 4(m)(v) – Control over Money Lending

- (a) What are the legislative made in State Acts for endowing Gram Sabha and Panchayats at appropriate level to exercise control over money lending to the Scheduled Tribes?
  - i. Name of the State Panchayati Raj Act(s)
  - ii. Section no.
  - iii. Name of the body
  - iv. Please indicate the status of recommendations of ELDF for MoPR to make amendments in the relevant section(s).
- (b) Whether any other State subject Act has been amended in consonance with this provision?
  - i. Name of the Act(s)
  - ii. Section no.
  - iii. Please reproduce the Section(s)
- (c) Have any executive instructions being issued? If so, please reproduce or attach.
- (d) Is Section 4 (m) (v) actually being implemented? Please give details.
- (e) Whether any other State subject Act needs to be amended to bring it in consonance with this provision? Please give details.
  - i. Name of the Act(s)
  - ii. Section no.
  - iii. Please reproduce the Section(s)
  - iv. Please indicate the status of recommendations of ELDF for MoPR to make amendments in the relevant section(s).

18. Section 4(m)(vi) – Control over Functionaries in Social Sector

- (a) What are the legislative provisions made in State Acts for endowing Gram Sabha and Panchayats at the appropriate level with powers for exercising control over institutions and functionaries in all social sectors?
  - i. Name of the State Panchayati Raj Act(s)
  - ii. Section no.
  - iii. Name of the body
  - iv. Please reproduce the Section(s)
  - v. Please indicate the status of recommendations of ELDF for MoPR to make amendments in the relevant section(s).
- (b) Whether any other State subject Act has been amended in consonance with this provision?
  - i. Name of the Act(s)
  - ii. Section no.
  - iii. Please reproduce the Section(s)
- (c) Have any executive instructions being issued? If so, please reproduce or attach.
- (d) Is Section 4 (m) (vi) of PESA actually being implemented? Please give details.
- (e) Whether any other State subject Act needs to be amended to bring it in consonance with this provision? Please give details.
  - i. Name of the Act(s)
  - ii. Section no.

- iii. Please reproduce the Section(s)
- iv. Please indicate the status of recommendations of ELDF for MoPR to make amendments in the relevant section(s).

19. Section 4(m)(vii) - Segregation of functions across different tiers of panchayats in scheduled areas

(a) What are the roles of the different tiers of panchayats in the following in scheduled areas?

SI No	FUNCTION	GP	BP	DP
i	Exploitation and ownership of Minor Forest Produce			
ii	Extraction of minor minerals			
iii	Minor water bodies			
iv	Acquisition of land			
v	Restoration of alienated land			
vi	Power to manage village market			
vii	Power to establish liquor outlets			
viii	Power to open liquor factories			
ix	Power to permit private money lending operations			

20. Section 4(m)(viii) – Control over local plans and resources

(a) What are the legislative provisions made in State Acts for endowing Gram Sabha and Gram Panchayats at appropriate level with powers of control over local plans and resources for such plans including tribal sub-plans?

- i. Name of the State Panchayati Raj Act(s)
- ii. Section no.
- iii. Name of the body
- iv. Please indicate the status of recommendations of ELDF for MoPR to make amendments in the relevant section(s).

(b) Whether any other State subject Act has been amended in consonance with this provision?

- i. Name of the Act(s)
- ii. Section no.
- iii. Please reproduce the Section(s)

(c) Have any executive instructions being issued? If so, please reproduce or attach.

(d) Is Section 4 (m) (vii) of PESA actually being implemented? Please give details.

(e) Whether any other State subject Act needs to be amended to bring it in consonance with this provision? Please give details.

- i. Name of the Act(s)
- ii. Section no.



- iii. Please reproduce the Section(s)
- iv. Please indicate the status of recommendations of ELDF for MoPR to make amendments in the relevant section(s).

21. Section 4(n) – Interference of higher tiers at the lower levels

- (a) Whether there is legislative provision in to ensure that Panchayats at higher levels do not interfere in the power of the lower levels?
  - i. Name of the Act(s)
  - ii. Section no.
  - iii. Name of the body
- (b) Have any executive instructions being issued? If so, please reproduce or attach.
- (c) Please comment on the implementation of this provision.

22. Section 4(o)

Whether the State has made any attempt to follow the pattern of Sixth Schedule of the Constitution in designating the administrative arrangements in Panchayat at district levels in the scheduled Areas? Please give details.

**D. EMPOWERING & STRENGTHENING GRAM SABHA**

1. Please provide the position of provisions of State Panchayati Raj Act, rules and executive instructions regarding the following:
  - (a) Number of meetings of Gram Sabha to be held per year.
  - (b) Process of organizing the meetings.
  - (c) Process of conducting the meeting, including who chairs.
  - (d) Preparation of minutes of the meeting
2. What special initiatives has the State Government taken to strengthen the Gram Sabha in Schedule V areas? Please give details.
3. How does the State Government monitor the functioning of Gram Sabhas in Schedule V Areas? Please give details.
4. If a monitoring mechanism is in place, what are the main findings regarding the functioning of the Gram Sabha in Schedule V areas?
5. Are the Gram Sabhas conducting the social audit of various programmes? Please give details.
6. What are the future plans of the States to empower and strengthen the Gram Sabha in Schedule V areas?

**E. CONCLUSION**

1. What initiatives has the State taken to bring amendments in Panchayat and subjects Acts to make these complaints with PESA? Please give details, including where the State has been successful in making needed amendments and where it has not, with reasons.
2. Have rules have been framed under PESA? If yes, have these been notified? If no, what is the progress? Please give details.
3. What initiatives have

4. Has any provision been taken by the State for inclusion of chapter on PESA implementation in the Governor's annual report? What has been the outcome? Please give details.
5. Has your State organized training programmes on PESA of implementation in the state for:
  - (a) State Functionaries (Please furnish details)
  - (b) Gram Sabha animators (Please give details)
  - (c) NGOS and Civil society functionaries (furnish details)
6. How does the State monitor the implementation of PESA?
7. What are the main problems in the compliance of PESA?
8. How are issues of non-compliance of PESA addressed?
9. What are the future plans of your State for implementation of PESA?

**SPECIAL MODULE ON PESA- District Panchayats**

1. Background Information.

1. Particular of reservation

1. Is the seat of Chairperson/sarpanch reserved for ST (Yes/No)
2. How many wards are there in the DP.
3. How many seats are reserved for STs.
4. Are there members nominated by the State government (Yes/No)
5. If yes furnish particulars.

2. Indicate the details of projects and institutions in the panchayat and record the extent of involvement by the District panchayat and the gram panchayat. (List details of projects in the jurisdiction of the DP during the last one-year in the relevant category. If the decision is not taken by DP, record reason. If the Gramasabha has discussed the projects completely and given its approval after their suggestions are incorporated record involvement as high, if the gramasabha was consulted and suggestions obtained but decision was taken by appropriate level of panchayat record control as medium if decision was taken at the appropriate level of panchayat with only intimation to gram sabha indicate as low. If decision is taken above GP record reasons).

S.No	Activity	Whether decision was taken by DP DP/Others (Specify)	Extent of involvement by the Gramsabha (High/Medium/low/others (Specify))	Remarks
1	Projects involving acquisition of tribal land			
2	Projects involving extraction of minor minerals			
3	Projects involving extraction of water			
4	Projects involving extraction of minor forest products			

S.No	Activity	Whether decision was taken by DP DP/Others (Specify)	Extent of involvement by the Gramsabha (High/Medium/low/others (Specify))	Remarks
5	Projects in sanitation			
6	Projects in drinking water			
7	Projects involving restoration of land alienation			
8	Projects requiring issue of prospecting licences			
9	Other projects involving development of the area			
10	Other projects for welfare of the community			

S.No	Activity	Whether decision was taken by DP DP/Others (Specify)	Extent of involvement by the Gramsabha (High/Medium/low/others (Specify))	Remarks
11	Projects relating to Centrally Sponsored Schemes- MGNREGA			
12	Projects relating to Centrally Sponsored Schemes- IAY			
13	Projects relating to Centrally Sponsored Schemes- Old age pension			
14	Projects relating to Centrally Sponsored Schemes- RKVY			
15	Projects relating to Centrally Sponsored Schemes- SBA			
16	Projects relating to Centrally Sponsored Schemes- NRHM			

S.No	Activity	Whether decision was taken by DP DP/Others (Specify)	Extent of involvement by the Gramsabha (High/Medium/low/others (Specify))	Remarks
17	Projects relating to Centrally Sponsored Schemes- NRLM			
18	Projects relating to Centrally Sponsored Schemes- SSA			
19	Projects relating to Centrally Sponsored Schemes- Others			

3. What is the role of the district panchayat in the matters listed below. Also indicate the details of the role played by gramasabha.

S No	Issue	Role of district panchayat or others	Role of Gramasabha (Yes/ Limited role/No Role/Others)	Remarks
1.	Acquisition of tribal land			
2.	Prevention of alienation of tribal land			
3.	Restoration of unlawfully alienated tribal land			
4.	Grant of prospecting license or mining lease for minor minerals			
5.	Extraction of minor minerals			
6.	Ownership of minor forest produce			
7.	Extraction of minor forest produce			

S No	Issue	Role of district panchayat or others	Role of Gramasabha (Yes/ Limited role/No Role/Others)	Remarks
8.	Planning and management of the minor water bodies			
9.	Extraction of water resources			
10.	Control of use of intoxicants			
11.	Establishing a liquor factory			
12.	Establishing liquor outlets			
13.	Control of private money lending			
14.	Control of private money lending to tribal families			
15.	Managing village markets			
16.	Restoration of disputes through customary methods			
17.	Supervision of land records maintained by village office			
18.	Approval of programmes and projects taken up for implementation by the various levels of panchayats in the area-Grama Panchayat			
19.	Approval of programmes and projects taken up for implementation by the various levels of panchayats in the area-Block Panchayat			
20.	Approval of programmes and projects taken up for implementation by the various levels of panchayats in the area-District Panchayat			
21.	Approval of TSP projects in the area-Grama Panchayat			
22.	Approval of TSP projects in the area-Block Panchayat			
23.	Approval of TSP projects in the area-District Panchayat			
24.	Approval of projects in rural			

S No	Issue	Role of district panchayat or others	Role of Gramasabha (Yes/ Limited role/No Role/Others)	Remarks
	housing			
25.	Approval of schemes in pension and social welfare sector			
26.	Identification and selection beneficiaries in projects under poverty alleviation programme			
27.	Identification and selection beneficiaries in projects under other programmes			
28.	Managing implementation of Public distribution scheme			
29.	Controlling institutions in various social sectors – Health			
30.	Controlling institutions in various social sectors - Education			
31.	Controlling institutions in various social sectors - Nutrition			
32.	Controlling institutions in various social sectors –Public distribution			
33.	Controlling functionaries in various social sectors – Health			
34.	Controlling functionaries in various social sectors - Education			
35.	Controlling functionaries in various social sectors - Nutrition			
36.	Controlling functionaries in various social sectors –Public distribution			
37.	Issuing approval of certificate of utilisation of			



S No	Issue	Role of district panchayat or others	Role of Gramasabha (Yes/ Limited role/No Role/Others)	Remarks
	funds in projects			
38.	Perusal of statutory audit reports			
39.	Perusal of follow up action on audit report			
40.	Perusal of social audit reports			
41.	Perusal of follow action on social audit reports			

## SPECIAL MODULE ON PESA- Block Panchayats

### 1. Background Information.

1. Enter the particulars Gram panchayat wise.

Name of the Gram Panchayat	Population			ST Population		
	M	F	Total	M	F	Total

Important tribes in the BP

2 List the important tribes in each Gram Panchayat and their categorisation

Name of the GP	Name of the tribe	Whether hill tribe group//semi nomadic group/Nomadic group

3. Particular of reservation

1. Is the seat of Chairperson/sarpanch reserved for ST (Yes/No)
2. How many wards are there in the GP.
3. How many seats are reserved for STs.
4. Are there members nominated by the State governments (Yes/No)
5. If yes furnish particulars of nominations.

2 Indicate the details of projects and institutions in the panchayat and record the extent of involvement by the block panchayat and the gramasabha in the respective area. (List details of projects in the jurisdiction of the BP during the last three years in the relevant category. If decision is not taken at BP record reasons. If the Gramasabha has discussed the projects completely and given its approval after their suggestions are incorporated record involvement as high, if the gramasabha

was consulted and suggestions obtained but decision was taken by appropriate level of panchayat record control as medium if decision was taken at the appropriate level of panchayat with only intimation to grama sabha indicate as low.If decision is taken above GP record reasons).

	Activity	Whether decision was taken by BP or at higher level of Panchayat (BP/DP/Others(Specify))	Extent of involvement by the Gramasabha (High/Medium/low/others(Specify))	Remarks
1	Projects involving acquisition of tribal land			
2	Projects involving extraction of minor minerals			
3	Projects involving extraction of water			
4	Projects involving extraction of minor forest products			
5	Projects in sanitation			
6	Projects in drinking water			
7	Projects involving restoration of land alienation			

	Activity	Whether decision was taken by BP or at higher level of Panchayat (BP/DP/Others(Specify))	Extent of involvement by the Gramasabha (High/Medium/low/others(Specify))	Remarks
8	Projects requiring issue of prospecting licences			
9	Other projects involving development of the area			
10	Other projects for welfare of the community			
11	Projects relating to Centrally Sponsored Schemes- MGNREGA			
12	Projects relating to Centrally Sponsored Schemes- IAY			
13	Projects relating to Centrally Sponsored Schemes- Old age pension			
14	Projects relating to Centrally			

	Activity	Whether decision was taken by BP or at higher level of Panchayat (BP/DP/Others(Specify))	Extent of involvement by the Gramasabha (High/Medium/low/others(Specify))	Remarks
	Sponsored Schemes- RKVY			
15	Projects relating to Centrally Sponsored Schemes- SBA			
16	Projects relating to Centrally Sponsored Schemes- NRHM			
17	Projects relating to Centrally Sponsored Schemes- NRLM			
18	Projects relating to Centrally Sponsored Schemes- SSA			
19	Projects relating to Centrally Sponsored Schemes- Others			

5. What is the role of the block panchayat in the matters cited in decision making Also indicate the details of the role played by gramasabha.

S No	Issue	Role of Block Panchayat /District Panchayat/Others	Role of Gramasabha (Yes/ Limited role/No Role/Others)	Remarks
1.	Acquisition of tribal land			
2.	Prevention of alienation of tribal land			
3.	Restoration of unlawfully alienated tribal land			
4.	Grant of prospecting license or mining lease for minor minerals			
5.	Extraction of minor minerals			
6.	Ownership of minor forest produce			
7.	Extraction of minor forest produce			
8.	Planning and management of the minor water bodies			
9.	Extraction of water resources			
10.	Control of use of intoxicants			
11.	Establishing a liquor factory			
12.	Establishing liquor outlets			
13.	Control of private money lending			
14.	Control of private money lending to tribal families			
15.	Managing village markets			
16.	Restoration of disputes through customary methods			
17.	Supervision of land records maintained by village office			
18.	Approval of programmes and projects taken up for implementation by the various levels of panchayats in the area-Grama Panchayat			
19.	Approval of programmes and projects taken up for implementation by the various levels of panchayats in the area—Block Panchayat			
20.	Approval of programmes and projects taken up for implementation by the various levels of panchayats			

S No	Issue	Role of Block Panchayat /District Panchayat/Others	Role of Gramasabha (Yes/ Limited role/No Role/Others)	Remarks
	in the area-District Panchayat			
21.	Approval of TSP projects in the area-Grama Panchayat			
22.	Approval of TSP projects in the area-Block Panchayat			
23.	Approval of TSP projects in the area-District Panchayat			
24.	Approval of projects in rural housing			
25.	Approval of schemes in pension and social welfare sector			
26.	Identification and selection beneficiaries in projects under poverty alleviation programme			
27.	Identification and selection beneficiaries in projects under other programmes			
28.	Managing implementation of Public distribution scheme			
29.	Controlling institutions in various social sectors – Health			
30.	Controlling institutions in various social sectors - Education			
31.	Controlling institutions in various social sectors - Nutrition			
32.	Controlling institutions in various social sectors –Public distribution			
33.	Controlling functionaries in various social sectors – Health			
34.	Controlling functionaries in various social sectors - Education			
35.	Controlling functionaries in various social sectors - Nutrition			

S No	Issue	Role of Block Panchayat /District Panchayat/Others	Role of Gramasabha (Yes/ Limited role/No Role/Others)	Remarks
36.	Controlling functionaries in various social sectors –Public distribution			
37.	Issuing approval of certificate of utilisation of funds in projects			
38.	Perusal of statutory audit reports			
39.	Perusal of follow up action on audit report			
40.	Perusal of social audit reports			
41.	Perusal of follow action on social audit reports			



**SPECIAL MODULE ON PESA- Gram Panchayats**

1. Background Information.

Enter the particulars tribal village wise.

Name of the tribal village	Population			ST Population		
	M	F	Total	M	F	Total

2. Important tribes in the GP

List the important tribes in each village and their categorisation

Name of the tribal village	Name of the tribe	Whether hill tribe group//semi nomadic group/Nomadic group

3. Distribution of ST population by tribal village across revenue village

Enter the particulars of population tribal village wise and revenue village wise to relate the distribution

Name of the tribal village	Name of the revenue village				Total
	(1)	(2)	(3)	(4)	

Name of the tribal village	Name of the revenue village				Total

4. Particular of reservation

- 6. Is the seat of Chairperson/sarpanch reserved for ST (Yes/No)
- 7. How many wards are there in the GP.
- 8. How many seats are reserved for STs.

5. Indicate the details of the various projects and institutions in the panchayat and record the extent of involvement by the gramasabha and the gram panchayat. (List details of projects in the jurisdiction of the GP during the last five years in the relevant category. If the Gramasabha has discussed the projects completely and given its approval after their suggestions are incorporated record involvement as high, if the gramasabha was consulted and suggestions obtained but decision was taken by appropriate level of panchayat record control as medium if decision was taken at the appropriate level of panchayat with only intimation to gram sabha indicate as low. If decision is taken above GP record reasons).

	Activity	Whether decision was taken by GP or at higher level of Panchayat (GP/BP/DP/Others (Specify))	Extent of involvement by the Gramasabha (High/Medium/low /others(Specify))	Remarks
1	Projects involving acquisition of tribal land			
2	Projects involving extraction of minor minerals			
3	Projects involving extraction of water			

	Activity	Whether decision was taken by GP or at higher level of Panchayat (GP/BP/DP/Others (Specify))	Extent of involvement by the Gramasabha (High/Medium/low /others(Specify))	Remarks
4	Projects involving extraction of minor forest products			
5	Projects in sanitation			
6	Projects in drinking water			
7	Projects involving restoration of land alienation			
8	Projects requiring issue of prospecting licences			
9	Other projects involving development of the area			
10	Other projects for welfare of			

	Activity	Whether decision was taken by GP or at higher level of Panchayat (GP/BP/DP/Others (Specify))	Extent of involvement by the Gramasabha (High/Medium/low /others(Specify))	Remarks
	the community			
11	Projects relating to Centrally Sponsored Schemes- MGNREGA			
12	Projects relating to Centrally Sponsored Schemes- IAY			
13	Projects relating to Centrally Sponsored Schemes- Old age pension			
14	Projects relating to Centrally Sponsored Schemes- RKVY			
15	Projects relating to Centrally Sponsored Schemes- SBA			
16	Projects relating to Centrally Sponsored Schemes- NRHM			
17	Projects relating to Centrally Sponsored Schemes- NRLM			

	Activity	Whether decision was taken by GP or at higher level of Panchayat (GP/BP/DP/Others (Specify))	Extent of involvement by the Gramasabha (High/Medium/low /others(Specify))	Remarks
18	Projects relating to Centrally Sponsored Schemes- SSA			
19	Projects relating to Centrally Sponsored Schemes- Others			

6. In which of the following issues does the gramasabha play a final role in decision making Also indicate the details of the role played by gramasabha, if it does not take the final decision. Explain the role of panchayats at various levels in the above matters

S No	Issue	Role of Gramasabha (Yes/ Limited role/No Role/ Others)	Describe the roles of gramasabha and that of the grama panchayat or panchayat at higher level	Remarks
1.	Acquisition of tribal land			
2.	Prevention of alienation of tribal land			
3.	Restoration of unlawfully alienated tribal land			
4.	Grant of prospecting license or mining lease for minor minerals			
5.	Extraction of minor minerals			
6.	Ownership of minor forest produce			
7.	Extraction of minor forest produce			
8.	Planning and management of the minor water bodies			
9.	Extraction of water resources			
10.	Control of use of intoxicants			

S No	Issue	Role of Gramasabha (Yes/ Limited role/No Role/ Others)	Describe the roles of gramasabha and that of the grama panchayat or panchayat at higher level	Remarks
11.	Establishing a liquor factory			
12.	Establishing liquor outlets			
13.	Control of private money lending			
14.	Control of private money lending to tribal families			
15.	Managing village markets			
16.	Restoration of disputes through customary methods			
17.	Supervision of land records maintained by village office			
18.	Approval of programmes and projects taken up for implementation by the various levels of panchayats in the area—Gram Panchayat			
19.	Approval of programmes and projects taken up for implementation by the various levels of panchayats in the area--Block Panchayat			
20.	Approval of programmes and projects taken up for implementation by the various levels of panchayats in the area-District Panchayat			
21.	Approval of TSP projects in the area-Gram Panchayat			
22.	Approval of TSP projects in the area-Block Panchayat			
23.	Approval of TSP projects in the area-District Panchayat			
24.	Approval of projects in rural housing			
25.	Approval of schemes in pension and social welfare sector			
26.	Identification and selection beneficiaries in projects under poverty alleviation programme			

S No	Issue	Role of Gramasabha (Yes/ Limited role/No Role/ Others)	Describe the roles of gramasabha and that of the grama panchayat or panchayat at higher level	Remarks
27.	Identification and selection beneficiaries in projects under other programmes			
28.	Managing implementation of Public distribution scheme			
29.	Controlling institutions in various social sectors – Health			
30.	Controlling institutions in various social sectors - Education			
31.	Controlling institutions in various social sectors - Nutrition			
32.	Controlling institutions in various social sectors –Public distribution			
33.	Controlling functionaries in various social sectors – Health			
34.	Controlling functionaries in various social sectors - Education			
35.	Controlling functionaries in various social sectors - Nutrition			
36.	Controlling functionaries in various social sectors –Public distribution			
37.	Issuing approval of certificate of utilisation of funds in projects			
38.	Perusal of statutory audit reports			
39.	Perusal of follow up action on audit report			
40.	Perusal of social audit reports			
41.	Perusal of follow action on social audit reports			

**DISTRICT PANCHAYAT**  
**[Non PESA]**

Instructions:

1. Use codes wherever applicable. Code list is provided separately in Annexure 1.
2. Please read the following notes as well as note(s) against each question.
3. All the sections need to be answered. Please write -NA- if not applicable.
4. Please enter a code, wherever code is sought. Please make multiple selections, if needed. Separating entries by commas
5. Please tick (☑) the appropriate box against each question/ information sought, unless mentioned otherwise. If a box is not ticked or not filled, it will be treated as 'No' filled in that box.
6. If the question requests for number please enter the number. Amounts are in Rupees. If amount is sought in Lakhs of Rupees it will be stated explicitly.
7. Please add more rows if need arises and give explanatory notes/observations wherever required.
8. For entries where furnish proof is sought, proof may be furnished as attachments.
9. If not otherwise specified enter status as on 31<sup>st</sup> March 2015.
10. The information sought in this exercise is for research and index making purpose only.

**I. Background Information**

1. Code of the State
2. Code of District Panchayat (DP)
3. Name of Assembly Constituency
4. Name of Parliament Constituency
5. Is this a fifth schedule Area (Yes/No)
6. Is the area covered under the Integrated Tribal Development Project (Yes/No)
7. Is the area covered under the Modified Area Development Approach Block (Yes/No)
8. Was this area designated drought prone (Yes/No)
9. Was this area designated desert prone (Yes/No)
10. Is the area under Backward Regions Grant Fund (Yes/No)
11. Local Institutions and Schemes

a. Local Institutions

S No	Name of Local Institutions handling constitutionally mandated functions at the PRI level	Code of Relationship with local institutions <sup>1</sup> (see code list)
i.		
ii.		
iii.		
iv.		
v.		
vi.		
vii.		
viii.		

<sup>1</sup> Local Institutions are institutions which handle functions constitutionally transferred to the PRIs.



b. State Sponsored Schemes

S No	State Sponsored Schemes (SSS) operational in the District Panchayat, Hospital, Schools or institutions relating to Nutrition, Child Welfare, Women's Welfare, Drinking Water and Sanitation and institutions under the complete control of the DP (as identified in a above) during the last three years <sup>2</sup>	Code of Schemes <sup>3</sup>
i.		
ii.		
iii.		
iv.		
v.		
vi.		
vii.		
viii.		
ix.		

c. Centrally Sponsored Schemes

S No	List important Centrally Sponsored Schemes (CSS) operational in District Panchayat, Hospital, Schools or institutions relating to Nutrition, Child Welfare, Women's Welfare, Drinking Water and Sanitation and institutions under the complete control of the DP (as identified in a above) during the last three years <sup>4</sup>	Code of Schemes (See Code list)
i.		
ii.		
iii.		
iv.		
v.		
vi.		
vii.		
viii.		
ix.		

12. No of Block Panchayats constituting the District Panchayat:

13. Details of Block Panchayats

S No	Name of Block Panchayat	Area (in Sq.km)	Population (2011)

<sup>2</sup> Source: Budget document of the State. List only Schemes relevant to the District Panchayat.

<sup>3</sup> Code of SSS may be generated by the investigator.

<sup>4</sup> Source: Budget document of the State. List only Schemes relevant to the Gram Panchayat.



17. List projects included in the DP budget and implemented by the District Panchayat during the last three years or implemented by the Hospital, Schools or institutions relating to Nutrition, Child Welfare, Women's Welfare, Drinking Water and Sanitation and institutions under the complete control of the DP [Please ensure that in case of ongoing projects being listed in multiple years, the ID of the starting year only is selected throughout]

S No	Name of Project	Project ID	Whether from Untied Funds or Tied funds or Both (Untied/Tied/Both)	Code of Linked State Sponsored Scheme or Centrally Sponsored Scheme (see code list) <sup>6</sup>	Year
		1.			2012-13
		2.			2012-13
		3.			2012-13
		4.			2012-13
		5.			2012-13
		6.			2012-13
		7.			2012-13
		8.			2012-13
		9.			2012-13
		10.			2012-13
		11.			2013-14
		12.			2013-14
		13.			2013-14
		14.			2013-14
		15.			2013-14
		16.			2013-14
		17.			2013-14
		18.			2013-14
		19.			2013-14
		20.			2013-14
		21.			2014-15
		22.			2014-15
		23.			2014-15
		24.			2014-15
		25.			2014-15
		26.			2014-15
		27.			2014-15
		28.			2014-15
		29.			2014-15
		30.			2014-15

<sup>6</sup> Code: For SSS use the code generated in Section 11 b above; For CSS use code given in code list of District Panchayat.

18. Details of projects being implemented by the District Panchayat during the last three years.  
(The list here should conform with entries in section 17)

a. 2012-13

I) Untied funds

S No	Project Id	Code of local institution involved in the project (see code list)	Code of Function in the Eleventh Schedule (see code list)	Code of functionary in charge of the project (see Code List)	Project Expenditure (Amount in Lakh of Rupees)	Role of Panchayat in implementation of project (See code list)
i.						
ii.						
iii.						
iv.						
v.						

II) Tied scheme funds

S No	Project Id	Code of local institution involved in the project (see code list)	Code of Function in the Eleventh Schedule (see code list)	Code of functionary in charge of the project (see Code List)	Project Expenditure (Amount in Lakh of Rupees)	Role of Panchayat in implementation of project (See code list)
i.						
ii.						
iii.						
iv.						
v.						

III) Both

S No	Project Id	Code of local institution involved in the project (see code list)	Code of Function in the Eleventh Schedule (see code list)	Code of functionary in charge of the project (see Code List)	Project Expenditure (Amount in Lakh of Rupees)	Role of Panchayat in implementation of project (See code list)
i.						
ii.						
iii.						
iv.						
v.						

b. 2013-14

I) Untied funds

S No	Project Id	Code of local institution involved in the project (see code list)	Code of Function in the Eleventh Schedule (see code list)	Code of functionary in charge of the project (see Code List)	Project Expenditure(Amount in Lakh of Rupees)	Role of Panchayat in implementation of project (See code list)
i.						
ii.						
iii.						
iv.						
v.						

II) Tied scheme funds

S No	Project Id	Code of local institution involved in the project (see code list)	Code of Function in the Eleventh Schedule (see code list)	Code of functionary in charge of the project (see Code List)	Project Expenditure(Amount in Lakh of Rupees)	Role of Panchayat in implementation of project (See code list)
i.						
ii.						
iii.						
iv.						
v.						

III) Both

S No	Project Id	Code of local institution involved in the project (see code list)	Code of Function in the Eleventh Schedule (see code list)	Code of functionary in charge of the project (see Code List)	Project Expenditure(Amount in Lakh of Rupees)	Role of Panchayat in implementation of project (See code list)
i.						
ii.						
iii.						
iv.						
v.						

c. 2014-15

I) Untied funds

S No	Project Id	Code of local institution involved in the project (see code list)	Code of Function in the Eleventh Schedule (see code list)	Code of functionary in charge of the project (see Code List)	Project Expenditure(Amount in Lakh of Rupees)	Role of Panchayat in implementation of project (See code list)
i.						
ii.						
iii.						
iv.						
v.						

II) Tied scheme funds

S No	Project Id	Code of local institution involved in the project (see code list)	Code of Function in the Eleventh Schedule (see code list)	Code of functionary in charge of the project (see Code List)	Project Expenditure(Amount in Lakh of Rupees)	Role of Panchayat in implementation of project (See code list)
i.						
ii.						
iii.						
iv.						
v.						

III) Both

S No	Project Id	Code of local institution involved in the project (see code list)	Code of Function in the Eleventh Schedule (see code list)	Code of functionary in charge of the project (see Code List)	Project Expenditure(Amount in Lakh of Rupees)	Role of Panchayat in implementation of project (See code list)
i.						
ii.						
iii.						
iv.						
v.						

19. Which of the following activities undertaken by the local institutions<sup>7</sup> are managed by the District Panchayat? If “Yes” add typical project codes (separate by commas, limit codes to three projects maximum) otherwise leave blank. [Please make a noting if the activity applies only for few local institutions and does not apply for other local institutions]

S No	Activity	Project Id	Remarks <sup>8</sup> [If applies only to selected local institutions]
Planning			
1	Developing projects to be undertaken by the local institution based on the felt needs of the community from untied funds		
2	Setting apart resources for infrastructure development, of local institutions from untied district panchayat funds		
3	Setting apart resources for improving service delivery from untied district panchayat funds		
4	Setting apart resources for short term contractual appointment of project functionaries for projects undertaken by the local institution from untied district panchayat funds		
5	Setting apart resources for essential equipment for projects undertaken by the local institution from untied district panchayat funds		
6	Setting apart consumables for projects undertaken by the local institution from untied district panchayat funds		
7	Setting apart resources for capacity building of functionaries of local institution from untied district panchayat funds		
8	Setting apart resources for action research programmes for improving service delivery from untied district panchayat funds		
9	Setting apart resources for baseline, midline and end line data collection on projects, schemes and programmes from untied district panchayat funds		
10	Setting apart resources for non-plan expenses from the untied non road maintenance grant at the disposal of the panchayat		
11	Setting apart resources for approved agencies/solution providers for specialized services required for the local institution from untied district panchayat funds		

<sup>7</sup> Local Institutions are institutions which handles functions constitutionally transferred to the PRIs

<sup>8</sup> Add codes of relevant local institutions (separated by comma), for which the activity is applicable.

S No	Activity	Project Id	Remarks <sup>8</sup> [If applies only to selected local institutions]
Supervision			
12	Approval of completion reports of the projects of the panchayat implemented by the local institution		
13	Approval of expenditure statement of projects of the panchayat implemented by the local institution		
14	Approval of new projects undertaken by the local institution with particulars of implementation methodology, resource allocation and time schedule from untied district panchayat funds		
15	Monitoring existing programmes undertaken by the institution		
16	Managing implementation of projects undertaken by local institutions through standing committees		
17	Managing implementation of projects involving multiple departments and agencies through creating appropriate project implementing committees		
18	Complete functional control of the developmental activities of the local institution through functional control of the functionaries		
19	Managing procurements for projects undertaken by the local institution		
20	Approving norms for beneficiary selection for projects undertaken by the local institution		
21	Approving beneficiary list for projects undertaken by the local institution		
22	Managing aspects of citizen interface of citizen delivery through a citizen charter		
23	Managing aspects of grievance redressal relating to services offered to beneficiaries		
24	Developing community contracting methods for projects undertaken by the local institutions through beneficiary committees user groups etc.		
25	Developing community based management mechanisms for improving service delivery like parent teacher associations, hospital development committees beneficiary committees, user groups etc.		



S No	Activity	Project Id	Remarks <sup>8</sup> [If applies only to selected local institutions]
26	Ensuring accountability transparency and governance requirements of the projects undertaken by the local institution through supervisory controls		
Implementation			
27	Promotional activities and campaigns for improving service delivery in local institutions		
28	Citizen awareness programmes for improving outcomes of projects taken up by the local institution		
29	Following up with the Technical Sanction Authorities for technical sanction of projects undertaken by the local institution as a part of the panchayat plan		
30	Following up with the District Planning Committee on approval of the plan of the district Panchayat which includes the projects of the local institution and facilitating plan sanction		
Integration			
31	Integrating the projects undertaken by the local institution with state sponsored schemes and centrally sponsored schemes		
32	Integrating the projects undertaken by the local institution with programmes of the panchayat in sectors required for the purpose of horizontal integration		
33	Developing projects to be undertaken by the local institution to be integrated with programmes of the block panchayat and the Gram panchayat and the local institutions of block and gram panchayat for the sake of vertical integration from untied district panchayat funds		
34	Negotiating with the Gram Panchayat and Block Panchayat the allocations for projects undertaken by the local institutions for the sake of vertical integration		

20. Which of the following activities not undertaken by the local institutions handling the 29 functions transferred to PRIs constitutionally, but are managed by the District Panchayat .If “Yes” add typical project codes (separate by commas, limit codes to three projects maximum) otherwise leave blank.

S No	Activity	Project Id
Planning		
1	Developing projects based on the felt needs of the community from untied funds not undertaken through local institutions	
2	Setting apart resources for planning functions from untied funds	
3	Setting apart resources for improving service delivery from untied district panchayat funds	
4	Setting apart resources for short term contractual appointment of project functionaries from untied district panchayat funds for projects not undertaken by the local institutions	
5	Setting apart resources for essential equipment from untied district panchayat funds for projects not undertaken by the local institutions	
6	Setting apart consumables from untied district panchayat funds for projects not undertaken by the local institutions	
7	Setting apart resources from untied district panchayat funds for capacity building of functionaries who are not part of local institutions	
8	Setting apart resources for action research programmes for improving service delivery from untied district panchayat funds	
9	Setting apart resources for baseline, midline and end line data collection on projects, schemes and programmes from untied district panchayat funds	
10	Setting apart resources for non-plan expenses relating to developmental areas outside local institutions from untied non road maintenance grant at the disposal of the panchayat	
11	Setting apart resources for approved agencies/solution providers for specialised services required for developmental areas outside local institutions from untied district panchayat funds	
Supervision		
12	Approval of completion reports of the projects of the panchayat not implemented by the local institutions	
13	Approval of expenditure statement of projects of the panchayat not implemented by the local institutions	
14	Approval of new projects undertaken for developmental areas outside local institutions from untied district panchayat funds with particulars of implementation methodology, resource allocation and time schedule	
15	Monitoring programmes relating to developmental areas outside local institutions	

S No	Activity	Project Id
16	Managing implementation of projects relating to developmental areas outside local institutions through standing committees	
17	Managing implementation of projects involving multiple departments and agencies through creating appropriate project implementing committees for projects relating to developmental areas outside local institutions	
18	Complete functional control of the developmental activities outside local institution through functional control of functionaries outside local institutions	
19	Managing procurements for projects not undertaken by the local institution	
20	Approving norms for beneficiary selection for projects not undertaken by the local institution	
21	Approving beneficiary list for projects not undertaken by the local institution	
22	Managing aspects of citizen interface of citizen delivery through a citizen charter	
23	Managing aspects of grievance redressal relating to services offered to beneficiaries	
24	Developing community contracting methods for projects not undertaken by the local institutions through beneficiary committees user groups etc.	
25	Developing community based management mechanisms for improving service delivery like parent teacher associations, hospital development committees beneficiary committees, user groups etc.	
26	Ensuring accountability transparency and governance requirements of the projects not undertaken by the local institution through supervisory controls	
Implementation		
27	Promotional activities and campaigns for improving service delivery in projects not undertaken through local institutions	
28	Citizen awareness programmes for improving outcomes of projects not taken up by the local institutions	
29	Following up with the Technical Sanction Authorities for technical sanction of projects not undertaken by the local institutions as a part of the panchayat plan	
30	Following up with the District Planning Committee on approval of the plan of the district Panchayat which includes projects for civic functions and in developmental areas outside local institutions and facilitating the plan sanction	

S No	Activity	Project Id
Integration		
31	Integrating the projects for developmental areas outside local institutions with state sponsored schemes and centrally sponsored schemes	
32	Integrating the projects for developmental areas outside local institutions in sectors required for the purpose of horizontal integration	
33	Developing projects for developmental areas outside local institutions to be integrated with programmes of the block panchayat and the gram panchayat and the local institutions of block and gram panchayat for the sake of vertical integration from untied district panchayat funds	
34	Negotiating with the Gram Panchayat and Block Panchayat the allocations for projects not undertaken by the local institutions for the sake of vertical integration	

#### 21. Aspects of transfer of functionaries

(Own functionaries plus those who are not part of local institutions but can include functionaries assigned to work with GP from departments like deployed engineers, deployed ministerial staff, through appropriate institutional arrangement)

S No	Designation	Name of Recruiting Authority (Government/ State PSC/ Recruitment board/ Panchayat/ Others)	Name of Authority paying salary (State dept/ Panchayat/ Others)	Sanctioned Strength		Vacancies		Actual Strength		Nature of Responsibilities			Aspects of control by the District Panchayat [Administrative- (Leave/ Transfer), Functional, Disciplinary, Others-specify <sup>9</sup> ]
				Regular	Contract	Regular	Contract	Regular	Contract	Non-Scheme related	Scheme related	Both	

<sup>9</sup> Use L, T, F, D and O as codes; if O specify control group.

## 22. Aspects relating to transfer of funds and resources of District panchayats

### 1. Own funds- Taxes

S No	Name of source (see code list)	Assigned or Shared	Details of sharing or assignment <sup>10</sup>	Actual Collection			Constraints in collection or expanding resource base
				2012-13	2013-14	2014-15	

Note: Based on the State Finance Commission (SFC) decision

### 2. Own fund- Non Tax

S No	Name of item (see code list)	Actual Collection			Constraints in collection or raising resources
		2012-13	2013-14	2014-15	

### 3. Details of Opening Balance

S No	Item	Budgeted			Actual			Remarks
		2012-13	2013-14	2014-15	2012-13	2013-14	2014-15	
1.	National Finance Commission (NFC) Grants							
2.	State Finance Commission (SFC) Grant-Untied							
3.	Scheme funds- State Sponsored Schemes (SSS)							
4.	Scheme funds- Centrally Sponsored Schemes (CSS)							
5.	Own funds-Tax							
6.	Own funds-Non Tax							
7.	Loan							
8.	Others (Specify)							
	Total							

<sup>10</sup>For shared taxes there will be no collections in the Local Government.

4. Details of actual receipt of funds

S No	Item	Budgeted			Actual			Remarks
		2012-13	2013-14	2014-15	2012-13	2013-14	2014-15	
1.	National Finance Commission (NFC) Grants							
2.	State Finance Commission (SFC) Grant-Untied							
3.	Scheme funds- State Sponsored Schemes (SSS)							
4.	Scheme funds- Centrally Sponsored Schemes (CSS)							
5.	Own funds-Tax							
6.	Own funds-Non Tax							
7.	Loan							
8.	Others (Specify)							
	Total							

23. Aspects of Expenditure and Closing Balance

1. Details of Expenditure <sup>11</sup>

S No	Head of Expenditure	Actual Expenditure		
		2012-13	2013-14	2014-15
1.	Non plan- Establishment			
2.	Non plan-Others			
3.	Maintenance funds			
4.	Development Expenditure- Own Fund			
5.	Development Expenditure-State Sponsored Schemes			
6.	Development Expenditure Centrally Sponsored Schemes			
7.	Development Expenditure- SFC			
8.	Development Expenditure- NFC			
9.	Development Expenditure-Others			
10.	Others (Specify)			
	Total			

<sup>11</sup> Development Expenditure excludes salary of permanent staff and non-plan expenses on utilities, consumables, general establishment etc. but includes maintenance of assets

## 2. Details of Closing Balance

S No	Item	Budgeted			Actual			Remarks
		2012-13	2013-14	2014-15	2012-13	2013-14	2014-15	
1.	National Finance Commission (NFC) Grants							
2.	State Finance Commission (SFC) Grant-Untied							
3.	Scheme funds- State Sponsored Schemes (SSS)							
4.	Scheme funds- Centrally Sponsored Schemes (CSS)							
5.	Own funds-Tax							
6.	Own funds-Non Tax							
7.	Loan							
8.	Others (Specify)							
	Total							

## 24. Details of centrally sponsored scheme

### A. National Rural Health Mission

SNo	Question (Group : Super vision (S), Planning (P), Integration (I))	Responses [Yes/ No]	Remarks <sup>12</sup>
1	Has the District Health Mission (DHM) been established in the District Panchayat? (S)		
2	Is the DHM integrated with the Panchayat with the Sarpanch or a member DP chairing the committee? (I)		
3	Is the DHM integrated with the Panchayat Health Standing Committee? (I)		
4	Has the working of DHM been integrated with the panchayat in preparation of a common District Health Plan? (P)		
5	Has the working of DHM been integrated with the panchayat in maintaining district level data?(P)		
6	Has the working of DHM been integrated with the panchayat in spending district health funds? (I)		
7	Has the working of DHM been integrated with the panchayat in allocating district health fund to Blocks? (I)		
8	Has the working of DHM been integrated with the panchayat in periodic monitoring of the District Plan? (S)		

<sup>12</sup> If Response in column 3 is "Yes", then provide details of State Guideline Order No/ Circular No and date in column 4 as remarks.

SNo	Question (Group : Super vision (S), Planning (P), Integration (I))	Responses [Yes/ No]	Remarks <sup>12</sup>
9	Does the District Panchayat provide additional resources for improving the District and Sub District Hospitals? (I)		
10	Has the District Hospital emerged as a facility satisfying Indian Public Health standards (IPHS)? (S)		
11	Has a community based participatory management system been established for the District Hospitals like the RogiKalyanSamithi?(S)		
12	Is there a mechanism in the District Panchayat planning process to integrate the NRHM interventions with those in drinking water, sanitation and nutrition? (P)		
13	Is there a mechanism for monitoring block level implementation of citizen charter developed for improving the citizen interface in NRHM? (S)		

B. Sarva Siksha Abhiyan

SNo	Question (Group : Super vision (S), Planning (P), Integration (I))	Responses [Yes/ No]	Remarks <sup>13</sup>
1	Has the District Education Committee (DEC) been established in the Panchayat? (I)		
2	Is the DEC integrated with the Panchayat with the Sarpanch or a member of BP chairing the committee? (I)		
3	Is the DEC integrated with the District Panchayat Education Standing Committee? (I)		
4	Has the working of DEC been integrated with the panchayat in preparation of a common District Education Intervention Programme? (I)		
5	Has the working of DEC been integrated with the panchayat in improving infrastructure of high schools in the District? (I)		
6	Has the working of DEC been integrated with the panchayat in identifying voluntary manpower for improving school functioning? (I)		
7	Has the working of DEC been integrated with the panchayat in periodic monitoring of the District Education Intervention Programme? (P)		
8	Does the District Panchayat provide additional resources for improving the infrastructure in High schools? (I)		
9	Does the Panchayat provide additional resources for educational material? (I)		

<sup>13</sup> If Response in column 3 is "Yes", then provide details of State Guideline Order No/ Circular No and date in column 4 as remarks.



SNo	Question (Group : Super vision (S), Planning (P), Integration (I))	Responses [Yes/ No]	Remarks <sup>13</sup>
10	Has a community based participatory management system been established for the High Schools like the School Management Committee or Parent Teacher Association? (S)		
11	Is there a mechanism in the District Panchayat planning process to integrate the SSA interventions with those in sanitation and nutrition? (P)		

C. Total Sanitation Campaign/Nirmal Bharat Abhiyan

SNo	Question (Group : Super vision (S), Planning (P), Integration (I))	Responses [Yes/ No]	Remarks <sup>14</sup>
1.	Has the District Sanitation Committee (BSC) been established? (S)		
2.	Is the DSC integrated with the Panchayat with the Sarpanch or a member of DP chairing the committee? (I)		
3.	Is the DSC integrated with the District Panchayat Health Standing Committee? (I)		
4.	Has the working of DSC been integrated with the panchayat in preparation of a common District Sanitation Intervention Programme with priorities and phasing?(P)		
5.	Has the working of DSC been integrated with the district panchayat in improving coverage of difficult localities? (I)		
6.	Has the working of DSC been integrated with the district panchayat in spending TSC/NBA funds? (I)		
7.	Has the working of DSC been integrated with the district panchayat in periodic monitoring of the sanitation plan? (S)		
8.	Does the District Panchayat provide additional resources for construction of Community Sanitary Complexes(I)		
9.	Does the District Panchayat provide additional resources for IEC material? (I)		
10.	Is there a mechanism in the District Panchayat planning process to integrate the TSC/NBA interventions with those in drinking water, housing and construction of toilets in schools and anganwadi? (P)		
11.	Is there a mechanism for technology support for production centres in Block Panchayats? (S)		

<sup>14</sup> If Response in column 3 is "Yes", then provide details of State Guideline Order No/ Circular No and date in column 4 as remarks.

D. National Rural Livelihood Mission

SNo	Question (Group : Super vision (S), Planning (P), Integration (I))	Responses [Yes/ No]	Remarks <sup>15</sup>
1.	Is there a District Level Federation (DLF) of SHGs co-terminus with the DP (I)		
2.	Has the working of DLF been integrated with the panchayat in preparation of a common District level Poverty Eradication Programme/Livelihood improvement plan? (P)		
3.	Has the working of DLF been integrated with the District panchayat in improving inclusion of extremely vulnerable groups requiring special strategies? (I)		
4.	Has the working of DLF been integrated with the panchayat in spending NRLM funds? (I)		
5.	Has the working of DLF been integrated with the district panchayat in periodic monitoring of the Poverty Eradication Programme in the District? (S)		
6.	Does the District Panchayat provide additional resources for Poverty Eradication? (I)		
7.	Does the District Panchayat provide additional resources for the Skill Building Programmes? (I)		
8.	Is there a mechanism in the District Panchayat planning process to integrate the NRLM interventions with those in agriculture and allied sectors, NREGS drinking water, housing, nutrition, sanitation, health and Skill building? (P)		
9.	Is there a mechanism for integrating initiatives under Mahila KisanSusakthikaranParyojana (MKSP) with NRLM? (I)		

E Rashtriya Krishi VikasYojana (RKVY)

SNo	Question (Group : Super vision (S), Planning (P), Integration (I))	Responses [Yes/ No]	Remarks <sup>16</sup>
1.	Is there a District Level Agricultural Planning Unit (DAPU) established (S)		
2.	Has the working of DAPU been integrated with the panchayat in preparation of a common District level Productive Sector plan? (I)		
3.	Has the working of DAPU been integrated with the District panchayat in improving coverage in Blocks where interventions are facing challenges? (I)		
4.	Has the working of DAPU been integrated with the district panchayat in periodic monitoring of the Poverty Eradication Programme in the District? (S)		

<sup>15</sup> If Response in column 3 is "Yes", then provide details of State Guideline Order No/ Circular No and date in column 4 as remarks.

<sup>16</sup> If Response in column 3 is "Yes", then provide details of State Guideline Order No/ Circular No and date in column 4 as remarks.

SNo	Question (Group : Super vision (S), Planning (P), Integration (I))	Responses [Yes/ No]	Remarks <sup>16</sup>
5.	Does the District Panchayat provide additional resources for productive sector interventions (I)		
6.	Does the District Panchayat provide additional resources for improving value chains for the primary produce? (I)		
7.	Is there a mechanism in the District Panchayat planning process to integrate the RKVY interventions with those in agriculture, animal husbandry, fisheries, irrigation etc.?(P)		
8.	Is there any mechanism created at the District level for providing support of Centres of Excellence to RKVY programmes? (S)		

25. Details of local institutions, which are under full control of Panchayat only as well as institutions handling [Nutrition, Child welfare, Women welfare, Schools, Hospitals or institutions relating to drinking water and sanitation] (Repeat for every local institution by adding additional pages)

S No	Theme	Details
I.	Name of local institution	
II.	Coverage of population	

III.	Details of functionar ies	Recruiting Authority	Authority paying salary	Sanctioned Strength		Vacancies		Actual Strength		Nature of Responsibilities			Aspects of control by the District Panchayat [Administrative-(Leave/Transfer), Functional, Disciplinary, Others-specify <sup>17</sup> ]
				Regular	Contract	Regular	Contract	Regular	Contract	Non-Scheme related	Scheme related	Both	
a.													
b.													
c.													
d.													
e.													
f.													
g.													
h.													
i.													

<sup>17</sup> Use L, T, F, D and O as codes; if O specify control group.

IV.	Details of vertical linkages if any for financial, technical aspects	Name of Agencies linked	Norm for linkages (above what level who decides etc)
a.	Financial sanction		
b.	Technical sanction		

	Question	Response
V.	Mechanisms of monitoring of services	
a.	Is there a clear accountability mechanism for delivery of developmental services fixed by the panchayat?	
b.	Is there a periodic mechanism for supervision of Developmental Services, if Yes periodicity?	
VI.	Mechanisms of supervision of functions	
a.	Is there a periodic reporting system to the panchayat?	
b.	Are there periodicals designed?	
c.	Is there a regular institutional mechanism of supervision of functions? If Yes Details.	
VII.	Details of any institutional mechanisms for beneficiary /user / citizen feedback	
a.	Is there a citizen charter	
b.	Is there a report card	
c.	Is there a media watch and response mechanism	
VIII.	Details of any institutional mechanisms for beneficiary/user/citizen involvement in management	
a.	Is there a participatory forum?	
b.	Is it involved in monitoring quality of services	
c.	Major interventions	
d.	Pending issues	

26. Details of Governance, Systems of accounting, Trainings etc.

S No	Theme	Details
I.	Details of Panchayat Office	
	No of building blocks	
	No of floors for main building	
	Total floor Area (Sq.M)	
II.	Details of amenities available. [Indicate which of the following are available- give (Yes/No)]	
	Conference Hall	
	Electricity	
	Fax	
	Telephone	
	Photocopier	
	Computer	
	Local Area Network	

S No	Theme	Details
	Internet	
	Wi Fi	
III.	Details of website	
	Does the panchayat have a website?	
	If there is a website, what is the URL?	
IV.	e-Panchayat	
	A. Accounting	
	(i) Does the panchayat use PRIA soft of state developed applications for accounting	
	(ii) Name of the application suite if state suite	
	(iii) No. of years accounting application is in operation	
	(iv) receipts during 2014-15 captured in accounting application	
	(v) Opening balance during 2014-15 captured in accounting application	
	(vi) Closing balance during 2014-15 captured in accounting application	
	(vii) Expenditure during 2014-15 captured in the accounting application	
	(viii) Total fund flow during the year 2014-15 captured in the application [R+E]	
	(ix) Are computer generated accounts used by auxiliary audit (Department of Local Fund Audit)	
	B. Electronics service delivery	
	(i) What are the relevant acts related to service delivery	
	(ii) What are the services that panchayats have been mandated to provide to	
	a. Citizen	
	b. Business	
	c. Others (Specify)	
	(iii) What are the services among (ii) above that panchayats are providing to	
	a. Citizen	
	b. Business	
	c. Others (Specify)	
	(iv) What are the online services among (ii) above that panchayats are providing to	
	a. Citizen	
	b. Business	

S No	Theme	Details
	c. Others (Specify)	
	(v) For these online services are the transactions fully electronic or not	
	a. Citizen	
	b. Business	
	c. Others (Specify)	
	(v) Payment gateway / Direct beneficiary transfer	
	a. Is payment gateway used for service delivery	
	b. Revenue collected through payment gateway	
	2012-13	
	2013-14	
	2014-15	
	c. Is direct beneficiary transfer (DBT) facility availed for pensions	
	d. Quantum of pensions / subsidies / scheme amounts distributed through DBT	
	2012-13	
	2013-14	
	2014-15	
	e. Is the accounting application integrated with	
	(i) Payment Gateway	
	(ii) Direct Beneficiary Transfer System	
	(iii) Treasury accounting system	
	(iv) Public Financial Management Systems (PFMS)/ Centre plan Schemes monitoring system (CPSMS)	
	C. Common service centres	
	(i). Are CSC's co-located in the panchayat	
	(ii) Is there integrated functioning with CSC / other citizen centric service centres	
	a. Electronic sharing of services	
	b. Fully integrated services	
	D. Information Technology Literacy	
	(i) How many functionaries are computer literate	
	a. GP Functionaries	
	b. Elected representatives	

S No	Theme	Details	
	(ii) How where the functionaries trained (Own / hands on training by teachers/ distance mode)		
	(iii) Who has imparted training (Panchayat/ Panchayat raj dept/ IT dept/ Private agency / others)		
	(iv) Was SATCOM used for training		
	<b>E. Power condition in Panchayat</b>		
	(i) Is there an uninterrupted power supply for computers/ Laptops		
	(ii) Capacity of UPS		
	(iii) No. of hours of backup?		
	(iv) Daily hours of usual power availability during office hours		
	(v) Frequency of blackout days a week	Min	Max
	a. Daily		
	b. Once a week		
	c. Twice a week		
	d. Thrice a week		
	e. Others		
	(vi) Is there generator backup		
	<b>F. Others.</b>		
	a. Are there laptops available		
	b. How many laptops are available		
	c. How many desktops are available		
	d. What is the mechanism of internet connection		
	1. Dial up Line		
	2 Leased line		
	3 DSL / ADSL		
	4. VSAT		
	5. Data card		
	6 WiFi Hot spot		
	7 Mobile hot spot		
	8. Others		
<b>V.</b>	<b>Innovations</b>		
	1. Innovations in zero cost projects	Estimated value in lakh of rupees	
	a. 2012-13		
	b. 2013-14		
	c. 2014-15		

S No	Theme	Details
	2. Innovations in resource mobilisation	Additional resource value in lakh of rupees
	a. 2012-13	
	b. 2013-14	
	c. 2014-15	
	3. Innovations in expenditure control	Value saved in lakh of rupees
	a. 2012-13	
	b. 2013-14	
	c. 2014-15	
VI.	Details of important documents maintained in the office (list important Registers relating to minutes, beneficiary particulars, projects etc.	
	List	Remarks of inspection relating to upkeep, completeness and updating
	Minutes of Panchayat committee	
	Beneficiary lists	
	Project Register	
VII.	Systems for upkeep of minutes of meeting of panchayat committee	
	Who is responsible for preparing the draft minutes?	
	Who finalises the minutes and how?	
	Is the minutes recorded in a minutes book?	
VIII.	Mechanisms for upkeep of electronic records	
	Is there software for tracking and storage of electronic records?	
	Who updates the transactions in the application?	
	How frequent are transactions updated?	
	Is past data before the introduction of the application integrated?	
IX.	Systems for maintenance and display of beneficiary records (If different systems exist for different types of beneficiaries details may be captured)	
	What is the mechanism for maintaining beneficiary Records?	
	How is beneficiary particulars updated?	
	Is there a mechanism of publishing beneficiary list for validation and transparency?	
X.	Systems for Budget	
	How are unit rates arrived at?	
	How is detailed budget prepared?	
	Who prepares budget?	
	Is budget revised mid-year	
	Who approves the budget?	
	Who approves the revised budget?	



S No	Theme	Details
XI.	Systems for upkeep of accounts	
	Who is responsible for maintenance of vouchers?	
	Which are the books of accounts maintained?	
	Who prepares the extract of accounts?	
	What is the supervisory mechanism in accounting?	
XII.	System of computerized accounting	
	Is there a system of computerized accounting?	
	Who updates the transactions in the application?	
	How frequent are transactions updated?	
	Is past data before the introduction of the application integrated?	
XIII.	Mechanisms for approval of accounts statement	
	Who prepares extract of accounts?	
	What is the mechanism of authentication or audit?	
	What is the process of approval of the account statements?	
XIV.	Mechanisms for certification of records of projects implemented	
	Who prepares the extract of details to be certified?	
	How is field verification done?	
	Who prepares the report of field verification?	
	Who issues the final certificate?	
XV.	Mechanisms of disclosure of accounts and their publishing	
	Is there a mechanism of disclosure of statement of accounts?	
	Which is the latest statement available in public domain?	
	Is there a mechanism of publishing the statement on the web?	
	Which is the latest statement available in web?	
XVI.	Mechanisms of auxiliary audit by the department	
	Is there a mechanism of auxiliary audit?	
	Who organises auxiliary audit?	
	How frequent is auxiliary audit done?	
	What is the mechanism of reporting?	
	How is compliance ensured?	
XVII.	Mechanisms of external audit by CAG or Audit Commission	
	Is there a mechanism of external audit?	
	Who organises external audit?	

S No	Theme	Details
	How frequent is external audit done?	
	What is the mechanism of reporting?	
	How is compliance ensured?	
XVIII.	Mechanisms of performance audit	
	Is there a mechanism of performance audit?	
	Who organises performance audit?	
	How frequent is performance audit done?	
	What is the mechanism of reporting?	
	How is compliance ensured?	
	What are the supervisory control mechanisms?	
	What are the disclosure mechanisms?	
XIX.	Mechanisms of social audit	
	Is there a regular mechanism in place for social audit?	
	What is the mechanism for disclosure of findings?	
	What is the mechanism for following upon findings?	
XX.	Other Mechanisms for mandatory disclosure and transparency	
	Item	Frequency
	Plan	
	Budget	
	Beneficiary Particulars	
	Expenditure Statement	
	Social audit report	
	Others (specify)	

XXI.	Training of Elected Representatives and Officials						
	Level and Year	Total Number of			Number Trained		
		Elected Representatives	Panchayat Officials		Elected Representatives	Panchayat Officials	
	2012-13						
	2013-14						
2014-15							
XXII.	Elected Representatives trained in 2012-13:	Women			Men		
		SC	ST	General	SC	ST	General
XXIII.	Elected Representatives trained in 2013-14:	Women			Men		
		SC	ST	General	SC	ST	General
XXIV.	Elected Representatives trained in 2014-15:	Women			Men		
		SC	ST	General	SC	ST	General

27. Interaction with Sarpanch and Panchayat elected members (Repeat three times)

I) Name of Elected Representative:

Category (Sarpanch /Women representative /SC representative/ other):

II) Assessment of functioning of the **District** Panchayat:

		Drinking Water	Sanitation	Health	Education	Nutrition	Basic services	Remarks
1	Clear functional domain without overlap of departments and institutions	Yes/ No	Yes/ No	Yes/ No	Yes/ No	Yes/ No	Yes/ No	
2	Clear functional domain with integration and functional control over local institutions	Yes/ No	Yes/ No	Yes/ No	Yes/ No	Yes/ No	Yes/ No	
3	Clear functional domain with integration and functional control over SSS	Yes/ No	Yes/ No	Yes/ No	Yes/ No	Yes/ No	Yes/ No	
4	Clear functional domain with integration and functional control over CSS	Yes/ No	Yes/ No	Yes/ No	Yes/ No	Yes/ No	Yes/ No	
5	Has sufficient functional freedom and does not require technical sanctions	Yes/ No	Yes/ No	Yes/ No	Yes/ No	Yes/ No	Yes/ No	
6	Has sufficient functional freedom and does not require financial sanction if funds are available with PRI	Yes/ No	Yes/ No	Yes/ No	Yes/ No	Yes/ No	Yes/ No	
7	Department and local institution functionaries under functional control	Yes/ No	Yes/ No	Yes/ No	Yes/ No	Yes/ No	Yes/ No	
8	SSS scheme functionaries under functional control	Yes/ No	Yes/ No	Yes/ No	Yes/ No	Yes/ No	Yes/ No	
9	CSS scheme functionaries under functional control	Yes/ No	Yes/ No	Yes/ No	Yes/ No	Yes/ No	Yes/ No	
10	Has enough funds for meeting local demands	Yes/ No	Yes/ No	Yes/ No	Yes/ No	Yes/ No	Yes/ No	
11	Has sufficient functional freedom and panchayat committee can take all decisions at the committee level	Yes/ No	Yes/ No	Yes/ No	Yes/ No	Yes/ No	Yes/ No	
12	SSS scheme funds integrated with PRI	Yes/ No	Yes/ No	Yes/ No	Yes/ No	Yes/ No	Yes/ No	
13	CSS scheme funds integrated with PRI	Yes/ No	Yes/ No	Yes/ No	Yes/ No	Yes/ No	Yes/ No	

		Drinking Water	Sanitation	Health	Education	Nutrition	Basic services	Remarks
14	Has control over resource allocation of SSS received by local institution	Yes/No	Yes/No	Yes/No	Yes/No	Yes/No	Yes/No	
15	Has control over resource allocation of CSS received by local institution	Yes/No	Yes/No	Yes/No	Yes/No	Yes/No	Yes/No	
16	Is there sufficient expenditure authorisation for the panchayat committee	Yes/No	Yes/No	Yes/No	Yes/No	Yes/No	Yes/No	

III)	Which are the five areas in which the panchayat has to improve? Which are the steps proposed for improvement?
1	
2	
3	
4	
5	
IV)	Which are the five areas in which you are satisfied with the existing Panchayat Raj system in the State and your panchayat can serve as a model for other panchayats in the State or elsewhere
1	
2	
3	
4	
5	

## Code List (District Panchayat)

### 1. State codes

S No	Name of State /Union territory	Type of federal unit	State Code
1	Andhra Pradesh	State	28
2	Arunachal Pradesh	State	12
3	Assam	State	18
4	Bihar	State	10
5	Chhattisgarh	State	22
6	Goa	State	30
7	Gujarat	State	24
8	Haryana	State	6
9	Himachal Pradesh	State	2
10	Jammu and Kashmir	State	1
11	Jharkhand	State	20
12	Karnataka	State	29
13	Kerala	State	32
14	Madhya Pradesh	State	23
15	Maharashtra	State	27
16	Manipur	State	14
17	Meghalaya	State	17
18	Mizoram	State	15
19	Nagaland	State	13
20	Odisha	State	21
21	Punjab	State	3
22	Rajasthan	State	8
23	Sikkim	State	11
24	Tamil Nadu	State	33
25	Telangana	State	36
26	Tripura	State	16
27	Uttar Pradesh	State	9
28	Uttarakhand	State	5
29	West Bengal	State	19
30	Andaman And Nicobar Islands	Union Territory	35
31	Chandigarh	Union Territory	4
32	Dadra and Nagar Haveli	Union Territory	26
33	Daman and Diu	Union Territory	25
34	Lakshadweep	Union Territory	31
35	NCT of Delhi	Union Territory	7
36	Puducherry	Union Territory	34

2. List of institutions handling constitutionally mandated functions at the PRI level

Code	Local Institution
38	Mobile soil testing laboratory,
39	District sales counter
40	District agriculture farm
41	Coconut nursery
42	District Veterinary Centre
43	Mobile Veterinary Dispensary
44	Mobile farm unit
45	Clinical laboratories not attached to District Veterinary centre
46	Fisheries schools
47	District Industries centres
48	District Rural Development Agency
49	Integrated Tribal Development Project Office
50	Taluk Hospitals
51	District Hospitals
52	Homoeo Taluk Hospitals
53	Ayurveda Taluk Hospital
54	High Schools,
55	Special Schools
56	Teachers Training Institutes
57	Higher Secondary Schools
58	Vocational Higher Secondary Schools
59	Tailoring and Garment making centres
60	Tailoring trade Centres
9999	Others (specify)

3. Relationship with the local Institution

S No	Code	Relation
1	01	Totally separate
2	02	PRI has recommendatory powers
3	03	PRI provides from its budget a portion of the development fund of the institution and controls related activities
4	04	PRI provides all or major share of the developmental expenses and has full functional control over the activities
5	05	Others (specify)

4. Centrally Sponsored Schemes (Fully supported or Changed sharing pattern)

a. Schemes fully supported by Union Government

S No	Code	Name of Scheme
1	01	Mahatma Gandhi National Rural Employment Guarantee Scheme (MGNREGA)
2	02	Multi-Sectoral Development Programme for Minorities (MSDP)
3	03	Pre-Matric scholarship for children of those engaged in unclean occupation
4	04	Scholarship Schemes (Post and Pre-Matric) for SC, ST and OBCs
5	05	Support for machinery for Implementation of Protection of Civil Rights Act, 1955 and Prevention of Atrocities Act, 1989
6	06	National Programme for Persons with Disabilities
7	07	Scheme for providing Education to Minorities
8	08	Umbrella Scheme for education of ST children
9	09	Indira Gandhi Matritva Sahyog Yojana (IGMSY)
10	010	Integrated Child Protection Scheme (ICPS)
11	011	Rajiv Gandhi Scheme for Empowerment of Adolescent Girls (RGSEAG)-SABLA
12	012	National Nutrition Mission
13	013	Scheme for Protection and Development of Women
14	014	Assistance for Schemes under Proviso (i) to article 275 (1) of the Constitution for welfare of scheduled tribes and for raising the level of administration of scheduled areas.
15	015	Special Central Assistance to Tribal Sub-plan
16	016	Sarva Shiksha Abhiyaan (Financed from Education Cess)
17	017	Mid Day Meal
18	018	Schemes of North Eastern Council
19	019	Special package for Bodoland Territorial Council
20	020	National Social Assistance Programme (NSAP) including Annapurna
21	021	Grants from Central Pool of Resources for North Eastern Region and Sikkim
22	022	Social Security for Unorganized Workers Scheme
23	023	Support to Educational Development including Teacher Training and Adult Education
24	024	Border Area Development Programme
25	025	Member of Parliament Local Area Development Scheme (MPLADS)
26	026	Cess backed allocation for Pradhan Mantri Gram Sadhak Yojana (PMGSY)
46	046	Others (Specify)

b. Schemes run with the Changed Sharing Pattern

S No	Code	Name of Scheme
27	027	Cattle Development
28	028	Mission for Integrated Development of Horticulture

S No	Code	Name of Scheme
29	029	Rashtriya Krishi Vikas Yojana
30	030	National Livestock Mission
31	031	National Mission on Sustainable Agriculture
32	032	Dairy Vikas Abhiyaan
33	033	Veterinary Services and Animal Health
34	034	National Rural Drinking Water Programme
35	035	Swaccha Bharat Abhiyaan (Rural and Urban)
36	036	National Afforestation Programme
37	037	National Plan for Conservation of Aquatic Eco-system (NPCA)
38	038	National AIDS and STD Control programme
39	039	National health Mission
40	040	Rashtriya Madhyamik Shiksha Abhiyaan (RMSA)
41	041	National Rural Livelihood Mission (NRLM)
42	042	Rural Housing-Housing for All
43	043	Integrated Child Development Service
44	044	Rajiv Gandhi Khel Abhiyan (RGKA) (erstwhile Panchayat Yuva Krida aur Khel Abhiyan (PYKKA)
45	045	PMKSY (including Watershed programme and micro irrigation)
47	047	Others (Specify)

5. Category of Reservation

S No	Code	Category of Reservation
1	01	General
2	02	Woman (W)
3	03	Scheduled Caste (SC)
4	04	Scheduled Caste Woman (SCW)
5	05	Scheduled Tribe (ST)
6	06	Scheduled Tribe Woman (STW)
7	07	Other Backward Caste (OBC)
8	08	Other Backward Caste Woman (OBCW)
9	09	Others (specify)

6. Functions listed in the Eleventh Schedule

S.No.	Functions
1	Agriculture, including agricultural extension.
2	Land improvement, implementation of land reforms, land consolidation and soil conservation.
3	Minor irrigation, water management and watershed development.
4	Animal husbandry, dairying and poultry.



S.No.	Functions
5	Fisheries.
6	Social forestry and farm forestry.
7	Minor forest produce.
8	Small scale industries, including food processing industries.
9	Khadi, village and cottage industries.
10	Rural housing.
11	Drinking water.
12	Fuel and fodder.
13	Roads, culverts, bridges, ferries, waterways and other means of communication.
14	Rural electrification, including distribution of electricity.
15	Non-conventional energy sources.
16	Poverty alleviation programme.
17	Education, including primary and secondary schools.
18	Technical training and vocational education.
19	Adult and non-formal education.
20	Libraries.
21	Cultural activities.
22	Markets and fairs.
23	Health and sanitation, including hospitals, primary health centers and dispensaries.
24	Family welfare.
25	Women and child development.
26	Social welfare, including welfare of the handicapped and mentally retarded.
27	Welfare of the weaker sections, and in particular, of the Scheduled Castes and the Scheduled Tribes.
28	Public distribution system.
29	Maintenance of community assets.

#### 7. List of Functionaries in Local Institutions

Code	Functionary
Agriculture	
113	Principal Agricultural Officer
114	Deputy Director(Horticulture)
115	Deputy Director(Water Management)
116	District soil conservation officer
117	Assistant soil chemist
118	Agriculture officer
119	Lab Attender
120	Scientific Assistant
121	Assistant Executive Engineer

Code	Functionary
122	Assistant Engineer
123	Welder
124	Draftsman
125	Tractor driver
126	Tractor Cleaner
127	Stock In charge
128	Electrician
129	Foreman
130	Mechanic
131	Overseer
132	Watchman
133	Permanent labour
134	Casual labour
Animal Husbandry	
135	Deputy Director (Animal Husbandry)
136	Senior veterinary surgeon
137	Livestock inspector
138	District livestock farm superintend
139	Feed analyst
140	Labour officer
141	Laboratory supervisor
142	Toxicologist
Dairy Development	
143	Deputy Director Dairy )
144	Senior Dairy Engineer
145	Dairy engineer
146	Dairy chemist
Fisheries	
147	Deputy Director fisheries
148	Fishery Development Officer
149	Inspector of fisheries
150	Fisheries School Headmaster
151	Fisheries School Teacher
Co-operative Department	
152	Assistant Registrar(Co-operatives)
153	Senior co-operative inspector
Industries Department	

Code	Functionary
154	General Manager Industries
155	Assistant District Industries Officer
Rural Development Department	
156	Assistant Development t Commissioner (General)
157	Districts Women's Welfare Officer
158	Senior Block Development Officer
159	General Forman
160	Extension Officer
161	Functional Literacy Project Officer
162	DRDA Project Officer
163	Assistant Project Officer(Credit)
164	Assistant Project Officer( (Women)
165	Assistant Project Officer( (Planning and Monitoring)
166	Accounts Officer
167	Accountant
168	Office Manager
169	Statistical Investigator
Scheduled Castes	
170	District Development Officer(Scheduled Caste )
171	Scheduled caste Development Officer
172	Warden
173	Training Instructor
174	Research Assistant
Scheduled Tribes	
175	Integrated Tribal Development Project Officer
176	Tribal Extension Officer
177	Research Assistant
178	Junior Employment Officer
Social Welfare	
179	District Officer (Social Welfare)
180	Inspector (Child Welfare)
181	Inspector (Special Nutrition)
182	Inspector (WFP)
183	Supervisor (Vocational Training Centre)
184	Superintendent (Welfare Institution)
185	Superintendent (Government Juvenile Home)
186	Supervisor(ICDS)

Code	Functionary
187	Assistant Surgeon
188	Lady Health Inspector
189	Staff Nurse
190	Lady Health Worker
191	Junior Statistical Inspector
192	Warden
193	Carpentry Foreman
194	Nursery Teacher
195	Craft Instructor
196	Agricultural Demonstrator
197	Craft Teacher
198	Tailoring Instructor
199	Craft Instructor
200	Carpentry Instructor
201	Instructor (Book Keeping)
202	Instructor (Tailoring and Embroidery)
203	Instructor (Leather Worker)
204	Instructor (Plastic Works)
205	Instructor (Pottery)
Health Department	
206	District Medical Officer
207	District TB Officer
208	TB Officer
209	Bacteriologist
210	Treatment Organiser
211	District Leprosy Officer
212	Assistant Leprosy Officer
213	Leprosy Inspector
214	Head Warder
215	Camp Co-ordinator
216	Ophthalmic Assistant
217	Assistant Director (Entomology)
218	Assistant Director(Filaria)
219	District Malaria Officer
220	Assistant Entomologist
221	Stores Superintendent (District Medical Stores)
222	Pharmacist Store Keeper

Code	Functionary
223	District Education and Media Officer
224	Deputy District Education and Media Officer
225	Research Officer
226	Statistical Officer
227	Statistical Assistant
228	Hospital Superintendent
229	Medical specialist
230	Obstetrics and Gynaecology specialist
231	Dermatologist/Venereologist
232	Paediatrician
233	Anaesthetist
234	Ophthalmologist
235	Orthopedician
236	Radiologist
237	Casualty doctors/General duty doctors
238	Dental surgeon
239	Forensic specialist
240	ENT surgeon
241	Staff Nurse
242	Hospital worker
243	Sanitary worker
244	Ophthalmic Assistant/Refractionist
245	ECG Technician
246	Laboratory Technician
247	Laboratory Attendant
248	Radiographer
249	Pharmacist
250	Matron
251	Physiotherapist
252	Statistical Assistant
253	Medical Records Officer
254	Electrician
255	Plumber
256	Operation Theatre Assistant
257	Blood Bank Technician

Code	Functionary
258	Female Nursing Assistant
259	Male Nursing Assistant
Homoeo Department	
260	District Medical Officer
261	Superintendent
262	Medical Officer
263	Nursing Superintendent
264	Nurse
265	Pharmacist
266	Store attender
267	Dispenser
268	Record Attender
269	Attender
Ayurveda	
270	District Medical Officer
271	Senior Medical Officer
272	Specialist
273	Medical Officer
274	Store Keeper
275	Pharmacist(BAM/DAM)
276	Nursing Superintendent
277	Nurse
278	Lab Technician
279	Lab Assistant
280	Cook
281	Skilled Assistant
Education Department	
282	Lab Attender
283	Deputy Director (Education)
284	District Education Officer
285	Assistant Education Officer
286	Accounts Officer
287	Accountant
288	Administrative Assistant
289	Principal
290	Higher Secondary School Teacher
291	Higher Secondary School Teacher (Junior)

Code	Functionary
292	Laboratory Assistant
293	High School Headmaster
294	Instructor
295	Assistant Teacher
296	High School Teacher
297	Language Teacher
298	Drill Master
299	Drawing Master
300	Dance Master
301	Sewing Mistress
302	Special Teacher
303	High School Assistant
304	Vocational Teacher
305	Non Vocational Teacher
306	Non Vocational Teacher(Junior)
307	Vocational Instructor
308	Non Vocational Teacher(GFC)
309	Laboratory Assistant
310	Workshop Instructor
311	Trade Instructor
312	Computer Operator
313	Instructress
314	Joint Instructor
315	Assistant Executive Engineer
316	Assistant Engineer
317	Draftsman
318	Foreman
319	Overseer
320	Blue Printer
Various Departments	
321	Superintendent
322	Accounts Officer
323	Accountant
324	Administrative Assistant
325	Clerk Typist
326	Typist
327	Upper Division Clerk

Code	Functionary
328	Lower Division Clerk
329	Peon
330	Watchman
331	Driver
332	Cleaner
Others	
333	Others (specify)

#### 8. Role of Panchayats in implementation

S No	Code	Role of Panchayat
1	01	Promotional activities only
2	02	Recommendation of beneficiaries only/Project site.
3	03	Deciding on beneficiaries/project site/certification of project completion and expense.
4	04	Full decision making powers covering selection of beneficiary, selecting project site, deciding on methodology, allocation of functionary, allocation of resources and approval of expenditure
5	05	Others (Specify if any)

#### 9. Sources of Taxes of District Panchayats

Code	Item of Tax
57	Toll on persons, animals, Vehicles on toll bar established by GP & or on roads (other than kutchra), bridges under GP
58	Toll on ferry established or run by GP
59	Water Tax
60	Tax on fairs, melas and other entertainments
61	Sanitation Tax
62	Pilgrim Tax
63	Special tax on lands and buildings
64	Tax on land benefited by irrigation or developmental works
65	Royalty on minor minerals and metals
66	Forest Revenue
67	Stamp duty levied on transfer of property
68	Levy on agricultural land
69	Road Tax
70	Market Tax
71	Entertainment Tax



Code	Item of Tax
72	Motor Vehicle Tax
9999	Others (Specify if any)

10. Sources of Non-Tax in District Panchayats

Code	Item of Non-Tax revenue
43	Fees on registration of boats
44	Fees on registration of Vehicles
45	Fee for providing sanitary arrangements in places of worship, pilgrimage, fairs and melas
46	Fees on license for mela or fairs
47	Lighting rate/fees
48	Water rate
49	Fee on public hospitals, dispensaries , schools, sarais, markets, rest houses & other public institutions
50	Fee on supply, storage and preservation of water for drinking, bathing etc
51	Fee for preservation & reclamation of soil & drainage & reclamation of swamp
52	Fees fairs, agricultural shows and industrial exhibitions
53	Fee for temporary erection or putting a projection on public street or land
54	Conservancy fee
55	Fee on the registration of animals sold in fairs and melas
56	Market fee on persons exposing goods for sale in any market
57	Fee for use of dharamsalas, rest houses, slaughter house & encamping ground
58	License fee on brokers, commission agent, weighmen or measures practicing their callings
59	Others (Specify if any)

## **BLOCK PANCHAYAT**

**[Non PESA]**

---

### **Instructions:**

1. Use codes wherever applicable. Code list is provided separately in Annexure 1.
  2. Please read the following notes as well as note (s) against each question.
  3. All the sections need to be answered. Please write -NA- if not applicable.
  4. Please enter a code, wherever code is sought. Please make multiple selections, if needed. Separating entries by commas
  5. Please tick () the appropriate box against each question/ information sought, unless mentioned otherwise. If a box is not ticked or not filled, it will be treated as 'No' filled in that box.
  6. If the question requests for number please enter the number. Amounts are in Rupees. If amount is sought in Lakhs of Rupees it will be stated explicitly.
  7. Please add more rows if need arises and give explanatory notes/observations wherever required.
  8. For entries where furnish proof is sought, proof may be furnished as attachments.
  9. If not otherwise specified enter status as on 31<sup>st</sup> March 2015.
  10. The information sought in this exercise is for research and index making purpose only.
- 

### **I. Background Information**

1. Code of the State
2. Code of Block Panchayat (BP)
3. Name of District Panchayat
4. Name of Assembly Constituency
5. Name of Parliament Constituency
6. Is this a fifth schedule Area (Yes/No)
7. Is the area covered under the Integrated Tribal Development Project (Yes/No)
8. Is the area covered under the Modified Area Development Approach Block (Yes/No)
9. Was this area designated drought prone (Yes/No)
10. Was this area designated desert prone (Yes/No)
11. Is the area under Backward Regions Grant Fund (Yes/No)
12. Local Institutions and Schemes
  - a. Local Institutions

S No	Name of Local Institutions handling constitutionally mandated functions at the PRI level	Code of Relationship with local institutions <sup>1</sup> (see code list)
a)		
b)		
c)		
d)		
e)		
f)		
g)		
h)		

---

<sup>1</sup> Local Institutions are institutions which handle functions constitutionally local to the PRIs.

b. State Sponsored Schemes

S No	State Sponsored Schemes (SSS) operational in the Block Panchayat, Hospital, Schools or institutions relating to Drinking Water and Sanitation, Nutrition, Child Welfare, Women Welfare and institutions under the complete control of the BP (as identified in a above) during the last three years <sup>2</sup>	Code of Schemes <sup>3</sup>
i.		
ii.		
iii.		
iv.		
v.		
vi.		
vii.		
viii.		
ix.		

c. Centrally Sponsored Schemes

S No	List important Centrally Sponsored Schemes (CSS) operational in the Block Panchayat, Hospital, Schools or institutions relating to Drinking Water and Sanitation, Nutrition, Child Welfare, Women Welfare and institutions under the complete control of the BP (as identified in a above) during the last three years	Code of Schemes (See Code list)
i.		
ii.		
iii.		
iv.		
v.		
vi.		
vii.		
viii.		
ix.		

13. No of Gram Panchayats constituting the Block Panchayat

14. Details of Gram Panchayats

S No	Name of Gram Panchayat	Area in Sq.km	Population (2011)

<sup>2</sup> Source: Budget document of the State. List only Schemes relevant to the Block Panchayat.

<sup>3</sup> Code of SSS may be generated by the investigator.



18. List projects included in the BP budget and implemented by the block panchayat during the last three years or implemented by the Hospital, Schools or institutions relating to Drinking Water and Sanitation, Nutrition, Child Welfare, Women Welfare and institutions under the complete control of the BP [Please ensure that in case of on going projects being listed in multiple years, the ID of the starting year only is selected throughout]

S No	Name of Project	Project ID	Whether from Untied Funds or Tied funds or Both (Untied / Tied/Both)	Code of Linked State Sponsored Scheme or Centrally Sponsored Scheme (see code list) <sup>5</sup>	Year
		1.			2012-13
		2.			2012-13
		3.			2012-13
		4.			2012-13
		5.			2012-13
		6.			2012-13
		7.			2012-13
		8.			2012-13
		9.			2012-13
		10.			2012-13
		11.			2013-14
		12.			2013-14
		13.			2013-14
		14.			2013-14
		15.			2013-14
		16.			2013-14
		17.			2013-14
		18.			2013-14
		19.			2013-14
		20.			2013-14
		21.			2014-15
		22.			2014-15
		23.			2014-15
		24.			2014-15
		25.			2014-15
		26.			2014-15
		27.			2014-15
		28.			2014-15
		29.			2014-15
		30.			2014-15

<sup>5</sup> Code: For SSS use the code generated in Section 12 b above; For CSS use code given in code list of Block Panchayat.

19. Details of projects being implemented by the Block Panchayat during the last three years. (This list here should conform with entries in section 18)

a. 2012-13

I) Untied funds

S No	Project Id	Code of local institution involved in the project (see code list)	Code of Function in the Eleventh Schedule (see code list)	Code of functionary in charge of the project (see Code List)	Project Expenditure (Amount in Lakh of Rupees)	Role of Panchayat in implementation of project (See code list)
i.						
ii.						
iii.						
iv.						
v.						

II) Tied Scheme Funds

S No	Project Id	Code of local institution involved in the project (see code list)	Code of Function in the Eleventh Schedule (see code list)	Code of functionary in charge of the project (see Code List)	Project Expenditure (Amount in Lakh of Rupees)	Role of Panchayat in implementation of project (See code list)
i.						
ii.						
iii.						
iv.						
v.						

III) Both

S No	Project Id	Code of local institution involved in the project (see code list)	Code of Function in the Eleventh Schedule (see code list)	Code of functionary in charge of the project (see Code List)	Project Expenditure (Amount in Lakh of Rupees)	Role of Panchayat in implementation of project (See code list)
i.						
ii.						
iii.						
iv.						
v.						

b. 2013-14

I) Untied funds

S No	Project Id	Code of local institution involved in the project (see code list)	Code of Function in the Eleventh Schedule (see code list)	Code of functionary in charge of the project (see Code List)	Project Expenditure (Amount in Lakh of Rupees)	Role of Panchayat in implementation of project (See code list)
i.						
ii.						
iii.						
iv.						
v.						

II) Tied Scheme Funds

S No	Project Id	Code of local institution involved in the project (see code list)	Code of Function in the Eleventh Schedule (see code list)	Code of functionary in charge of the project (see Code List)	Project Expenditure (Amount in Lakh of Rupees)	Role of Panchayat in implementation of project (See code list)
i.						
ii.						
iii.						
iv.						
v.						

III) Both

S No	Project Id	Code of local institution involved in the project (see code list)	Code of Function in the Eleventh Schedule (see code list)	Code of functionary in charge of the project (see Code List)	Project Expenditure (Amount in Lakh of Rupees)	Role of Panchayat in implementation of project (See code list)
i.						
ii.						
iii.						
iv.						
v.						

c. 2014-15

I) Untied funds

S No	Project Id	Code of local institution involved in the project (see code list)	Code of Function in the Eleventh Schedule (see code list)	Code of functionary in charge of the project (see Code List)	Project Expenditure (Amount in Lakh of Rupees)	Role of Panchayat in implementation of project (See code list)
i.						
ii.						
iii.						
iv.						
v.						

II) Tied Scheme Funds

S No	Project Id	Code of local institution involved in the project (see code list)	Code of Function in the Eleventh Schedule (see code list)	Code of functionary in charge of the project (see Code List)	Project Expenditure (Amount in Lakh of Rupees)	Role of Panchayat in implementation of project (See code list)
i.						
ii.						
iii.						
iv.						
v.						

III) Both

S No	Project Id	Code of local institution involved in the project (see code list)	Code of Function in the Eleventh Schedule (see code list)	Code of functionary in charge of the project (see Code List)	Project Expenditure (Amount in Lakh of Rupees)	Role of Panchayat in implementation of project (See code list)
i.						
ii.						
iii.						
iv.						
v.						



20. Which of the following activities undertaken by the local institutions<sup>6</sup> are managed by the Block Panchayat? If “Yes” add typical project codes (separate by commas, limit codes to three projects maximum) otherwise leave blank. [Please make a noting if the activity applies only for few local institutions and does not apply for other local institutions]

S No	Activity	Project Id	Remarks <sup>7</sup> [If applies only to selected local institutions]
Planning			
1	Developing projects to be undertaken by the local institution based on the felt needs of the community from untied funds		
2	Setting apart resources for infrastructure development, of local institutions from untied block panchayat funds		
3	Setting apart resources for improving service delivery from untied block panchayat funds		
4	Setting apart resources for short term contractual appointment of project functionaries for projects undertaken by the local institution from untied block panchayat funds		
5	Setting apart resources for essential equipment for projects undertaken by the local institution from untied block panchayat funds		
6	Setting apart consumables for projects undertaken by the local institution from untied block panchayat funds		
7	Setting apart resources for capacity building of functionaries of local institution from untied block panchayat funds		
8	Setting apart resources for action research programmes for improving service delivery from untied block panchayat funds		
9	Setting apart resources for baseline, midline and end line data collection on projects, schemes and programmes from untied block panchayat funds		
10	Setting apart resources for non-plan expenses from the untied non road maintenance grant at the disposal of the panchayat		

<sup>6</sup> Local Institutions are institutions which handles functions constitutionally local to the PRIs

<sup>7</sup> Add codes of relevant local institutions (separated by comma), for which the activity is applicable.

S No	Activity	Project Id	Remarks <sup>7</sup> [If applies only to selected local institutions]
11	Setting apart resources for approved agencies/solution providers for specialised services required for the local institution from untied block panchayat funds		
Supervision			
12	Approval of completion reports of the projects of the panchayat implemented by the local institution		
13	Approval of expenditure statement of projects of the panchayat implemented by the local institution		
14	Approval of new projects undertaken by the local institution with particulars of implementation methodology, resource allocation and time schedule from untied block panchayat funds		
15	Monitoring existing programmes undertaken by the institution		
16	Managing implementation of projects undertaken by local institutions through standing committees		
17	Managing implementation of projects involving multiple departments and agencies through creating appropriate project implementing committees		
18	Complete functional control of the developmental activities of the local institution through functional control of the functionaries		
19	Managing procurements for projects undertaken by the local institution		
20	Approving norms for beneficiary selection for projects undertaken by the local institution		
21	Approving beneficiary list for projects undertaken by the local institution		
22	Managing aspects of citizen interface of citizen delivery through a citizen charter		
23	Managing aspects of grievance redressal relating to services offered to beneficiaries		
24	Developing community contracting methods for projects undertaken by the local institutions through beneficiary committees user groups etc.		
25	Developing community based management mechanisms for improving service delivery like parent teacher associations, hospital development committees beneficiary committees, user groups etc.		

S No	Activity	Project Id	Remarks <sup>7</sup> [If applies only to selected local institutions]
26	Ensuring accountability transparency and governance requirements of the projects undertaken by the local institution through supervisory controls		
Implementation			
27	Promotional activities and campaigns for improving service delivery in local institutions		
28	Citizen awareness programmes for improving outcomes of projects taken up by the local institution		
29	Following up with the Technical Sanction Authorities for technical sanction of projects undertaken by the local institution as a part of the panchayat plan		
30	Following up with the District Planning Committee on approval of the plan of the block Panchayat which includes the projects of the local institution and facilitating plan sanction		
Integration			
31	Integrating the projects undertaken by the local institution with state sponsored schemes and centrally sponsored schemes		
32	Integrating the projects undertaken by the local institution with programmes of the block panchayat in sectors required for the purpose of horizontal integration		
33	Developing projects to be undertaken by the local institution to be integrated with programmes of the gram panchayat and the district panchayat and the local institutions of gram and district panchayat for the sake of vertical integration from untied block panchayat funds		
34	Negotiating with the District Panchayat and Gram Panchayat the allocations for projects undertaken by the local institutions for the sake of vertical integration		

21. Which of the following activities are not undertaken by the local institutions handling the 29 functions local to PRIs constitutionally, but are managed by the block panchayat?

If "Yes" add typical project codes (separate by commas, limit codes to three projects maximum) otherwise leave blank.

S No	Activity	Project Id
Planning		
1	Developing projects based on the felt needs of the community from untied funds not undertaken through local institutions	
2	Setting apart resources for Planning from untied funds	
3	Setting apart resources for improving service delivery from untied block panchayat funds	
4	Setting apart resources for short term contractual appointment of project functionaries from untied block panchayat funds for projects not undertaken by the local institutions	
5	Setting apart resources for essential equipment from untied block panchayat funds for projects not undertaken by the local institutions	
6	Setting apart consumables from untied block panchayat funds for projects not undertaken by the local institutions	
7	Setting apart resources from untied block panchayat funds for capacity building of functionaries who are not part of local institutions	
8	Setting apart resources for action research programmes for improving service delivery from untied block panchayat funds	
9	Setting apart resources for baseline, midline and end line data collection on projects, schemes and programmes from untied block panchayat funds	
10	Setting apart resources for non plan expenses relating to developmental areas outside local institutions from untied non road maintenance grant at the disposal of the panchayat	
11	Setting apart resources for approved agencies/solution providers for specialised services required for developmental areas outside local institutions from untied block panchayat funds	
Supervision		
12	Approval of completion reports of the projects of the panchayat not implemented by the local institutions	

S No	Activity	Project Id
13	Approval of expenditure statement of projects of the panchayat not implemented by the local institutions	
14	Approval of new projects undertaken for developmental areas outside local institutions from untied block panchayat funds with particulars of implementation methodology, resource allocation and time schedule	
15	Monitoring programmes relating to developmental areas outside local institutions	
16	Managing implementation of projects in developmental areas outside local institutions through standing committees	
17	Managing implementation of projects involving multiple departments and agencies through creating appropriate project implementing committees for projects relating to developmental areas outside local institutions	
18	Complete functional control of the developmental activities outside local institution through functional control of functionaries outside local institutions	
19	Managing procurements for projects not undertaken by the local institution	
20	Approving norms for beneficiary selection for projects not undertaken by the local institution	
21	Approving beneficiary list for projects not undertaken by the local institution	
22	Managing aspects of citizen interface of citizen delivery through a citizen charter	
23	Managing aspects of grievance redressal relating to services offered to beneficiaries	
24	Developing community contracting methods for projects not undertaken by the local institutions through beneficiary committees user groups etc.	
25	Developing community based management mechanisms for improving service delivery like parent teacher associations, hospital development committees beneficiary committees, user groups etc.	
26	Ensuring accountability transparency and governance requirements of the projects not undertaken by the local institution through supervisory controls	

S No	Activity	Project Id
Implementation		
27	Promotional activities and campaigns for improving service delivery in projects not undertaken through local institutions	
28	Citizen awareness programmes for improving outcomes of projects not taken up by the local institutions	
29	Following up with the Technical Sanction Authorities for technical sanction of projects not undertaken by the local institutions as a part of the panchayat plan	
30	Following up with the District Planning Committee on approval of the plan of the Block Panchayat which includes projects for civic functions and in developmental areas outside local institutions and facilitating the plan sanction	
Integration		
31	Integrating the projects in developmental areas outside local institutions with state sponsored schemes and centrally sponsored schemes	
32	Integrating the projects in developmental areas outside local institutions in sectors required for the purpose of horizontal integration	
33	Developing projects in developmental areas outside local institutions to be integrated with programmes of the gram panchayat and the district panchayat and the local institutions of gram and district panchayat for the sake of vertical integration from untied block panchayat funds	
34	Negotiating with the District Panchayat and Gram Panchayat the allocations for projects not undertaken by the local institutions for the sake of vertical integration	

22. Aspects of transfer of functionaries

(Own functionaries plus those who are not part of local institutions but can include functionaries assigned to work with BP from departments like deployed engineers, deployed ministerial staff, through appropriate institutional arrangement)

S No	Designation	Name of Recruiting Authority (Government/ State PSC/ Recruitment board/ Panchayat/ Others)	Name of Authority paying salary (State dept/ Panchayat/Others)	Sanctioned Strength		Vacancies		Actual Strength		Nature of Responsibilities			Aspects of control by the Block Panchayat [Administrative- (Leave/ Transfer), Functional, Disciplinary, Others-specify <sup>8</sup> ]
				Regular	Contract	Regular	Contract	Regular	Contract	Non-Scheme related	Scheme related	Both	

23. Aspects relating to transfer of funds and resources of Block panchayats

1. Own funds- Taxes

S No	Name of source (see code list)	Assigned or Shared	Details of sharing or assignment <sup>9</sup>	Actual Collection			Constraints in collection or expanding resource base
				2012-13	2013-14	2014-15	

<sup>8</sup> Use L, T, F, D and O as codes; if O specify control group.

<sup>9</sup>For shared taxes there will be no collections in the Local Government.

Note: Based on the State Finance Commission (SFC) decision

2. Own fund- Non tax

S No	Name of item (see code list)	Actual Collection			Constraints in collection or raising resources
		2012-13	2013-14	2014-15	

3. Details of Opening Balance

S No	Item	Budgeted			Actual			Remarks
		2012-13	2013-14	2014-15	2012-13	2013-14	2014-15	
1.	National Finance Commission (NFC) Grants							
2.	State Finance Commission (SFC) Grant-Untied							
3.	Scheme funds- State Sponsored Schemes (SSS)							
4.	Scheme funds- Centrally Sponsored Schemes (CSS)							
5.	Own funds-Tax							
6.	Own funds-Non Tax							
7.	Loan							
8.	Others (Specify)							
	Total							

4. Details of actual receipt of funds

S No	Item	Budgeted			Actual			Remarks
		2012-13	2013-14	2014-15	2012-13	2013-14	2014-15	
1.	National Finance Commission (NFC) Grants							
2.	State Finance Commission (SFC) Grant-Untied							
3.	Scheme funds- State Sponsored Schemes (SSS)							
4.	Scheme funds- Centrally Sponsored Schemes (CSS)							
5.	Own funds-Tax							
6.	Own funds-Non Tax							
7.	Loan							
8.	Others (Specify)							
	Total							



## 24. Aspects of Expenditure and Closing Balance

### 1. Details of Expenditure <sup>10</sup>

S No	Head of Expenditure	Actual Expenditure		
		2012-13	2013-14	2014-15
1.	Non plan- Establishment			
2.	Non plan-Others			
3.	Maintenance funds			
4.	Development Expenditure- Own Fund			
5.	Development Expenditure-State Sponsored Schemes			
6.	Development Expenditure Centrally Sponsored Schemes			
7.	Development Expenditure- SFC			
8.	Development Expenditure- NFC			
9.	Development Expenditure-Others			
10.	Others (Specify)			
	Total			

### 2. Details of Closing Balance

S No	Item	Budgeted			Actual			Remarks
		2012-13	2013-14	2014-15	2012-13	2013-14	2014-15	
1.	National Finance Commission (NFC) Grants							
2.	State Finance Commission (SFC) Grant-Untied							
3.	Scheme funds- State Sponsored Schemes (SSS)							
4.	Scheme funds- Centrally Sponsored Schemes (CSS)							
5.	Own funds-Tax							
6.	Own funds-Non Tax							
7.	Loan							
8.	Others (Specify)							
	Total							

<sup>10</sup> Development Expenditure excludes salary of permanent staff and non-plan expenses on utilities, consumables, general establishment etc. but includes maintenance of assets

25. Details of centrally sponsored scheme

A. National Rural Health Mission

SNo	Question (Group : Super vision (S), Planning (P), Integration (I))	Responses [Yes/ No]	Remarks <sup>11</sup>
1	Has the Block level Committee (BLC) been established in the Panchayat? (S)		
2	Is the BLC integrated with the Panchayat with the Sarpanch or a member of BP chairing the committee? (I)		
3	Is the BLC integrated with the Panchayat Health Standing Committee? (I)		
4	Has the working of BLC been integrated with the panchayat in preparation of a common Block level Health Plan? (P)		
5	Has the working of BLC been integrated with the panchayat in maintaining block level data? (P)		
6	Has the working of BLC been integrated with the panchayat in spending untied funds for CHC? (I)		
7	Has the working of BLC been integrated with the panchayat in spending the wage component and recurring funds from District Health Fund? (I)		
8	Has the working of BLC been integrated with the panchayat in periodic monitoring of the Block Plan? (S)		
9	Does the Block Panchayat provide additional resources for improving the CHC? (I)		
10	Has the CHC emerged as a 24 hour first referral facility? (S)		
11	Has a community based participatory management system been established for the CHC like the RogiKalyanSamithi? (S)		
12	Is there a mechanism in the Panchayat planning process to integrate the NRHM interventions with those in drinking water, sanitation and nutrition? (P)		
13	Is there a citizen charter developed for improving the citizen interface in NRHM? (S)		

<sup>11</sup> If Response in column 3 is "Yes", then provide details of State Guideline Order No/ Circular No and date in column 4 as remarks.

B. Sarva Siksha Abhiyan

SNo	Question (Group : Super vision (S), Planning (P), Integration (I))	Responses [Yes/ No]	Remarks <sup>12</sup>
1	Has the Block Education Committee (BEC) been established in the Panchayat? (I)		
2	Is the BEC integrated with the Panchayat with the Sarpanch or a member of BP chairing the committee? (I)		
3	Is the BEC integrated with the Block Panchayat Education Standing Committee? (I)		
4	Has the working of BEC been integrated with the panchayat in preparation of a common Block Education Intervention Programme? (I)		
5	Has the working of BEC been integrated with the panchayat in improving running of schools in the Block? (I)		
6	Has the working of BEC been integrated with the panchayat in identifying voluntary manpower for improving school functioning? (I)		
7	Has the working of BEC been integrated with the panchayat in periodic monitoring of the Block Education Intervention Programme? (P)		
8	Does the Block Panchayat provide additional resources for improving the school functioning by promoting clusters and sharing infrastructure? (I)		
9	Does the Panchayat provide additional resources for educational material? (I)		
10	Has a community based participatory management system been established for the Clusters like the Cluster Management Committee or Cluster Parent Teacher Association? (S)		
11	Is there a mechanism in the Block Panchayat planning process to integrate the SSA interventions with those in sanitation and nutrition? (P)		

C. Total Sanitation Campaign/Nirmal Bharat Abhiyan

S No	Question (Group: Super vision (S), Planning (P), Integration (I))	Responses [Yes/ No]	Remarks <sup>13</sup>
1	Has the Block Sanitation Committee (BSC) been established? (S)		
2	Is the BSC integrated with the Panchayat with the Sarpanch or a member of BP chairing the committee? (I)		

<sup>12</sup> If Response in column 3 is "Yes", then provide details of State Guideline Order No/ Circular No and date in column 4 as remarks.

<sup>13</sup> If Response in column 3 is "Yes", then provide details of State Guideline Order No/ Circular No and date in column 4 as remarks.

S No	Question (Group: Super vision (S), Planning (P), Integration (I))	Responses [Yes/ No]	Remarks <sup>13</sup>
3	Is the BSC integrated with the Block Panchayat Health Standing Committee? (I)		
4	Has the working of BSC been integrated with the panchayat in preparation of a common Block Sanitation Intervention Programme with priorities and phasing? (P)		
5	Has the working of BSC been integrated with the panchayat in improving coverage of difficult localities? (I)		
6	Has the working of BSC been integrated with the block panchayat in spending TSC/NBA funds? (I)		
7	Has the working of BSC been integrated with the block panchayat in periodic monitoring of the sanitation plan? (S)		
8	Does the Block Panchayat provide additional resources for construction of toilets? (I)		
9	Does the Block Panchayat provide additional resources for IEC material? (I)		
10	Is there a mechanism in the Block Panchayat planning process to integrate the TSC/NBA interventions with those in drinking water, housing and construction of toilets in schools and anganwadi? (P)		
11	Is there a mechanism for establishing rural sanitation marts /production centres in Block Panchayats? (S)		

#### D. National Rural Livelihood Mission

SNo	Question (Group: Super vision (S), Planning (P), Integration (I))	Responses [Yes/ No]	Remarks <sup>14</sup>
1	Is there a Block Federation (BLF) of SHGs co-terminus with the BP? (I)		
2	Has the working of BLF been integrated with the panchayat in preparation of a common Block level Poverty Eradication Programme/Livelihood improvement plan? (P)		
3	Has the working of BLF been integrated with the block panchayat in improving coverage of SHGs in panchayats where saturation is not achieved? (I)		
4	Has the working of BLF been integrated with the panchayat in spending NRLM funds for Common Infrastructure? (I)		

<sup>14</sup> If Response in column 3 is "Yes", then provide details of State Guideline Order No/ Circular No and date in column 4 as remarks.

SNo	Question (Group: Super vision (S), Planning (P), Integration (I))	Responses [Yes/ No]	Remarks <sup>14</sup>
5	Has the working of BLF been integrated with the block panchayat in periodic monitoring of the Poverty Eradication Programme in the Block? (S)		
6	Does the Block Panchayat provide additional resources for Poverty Eradication? (I)		
7	Does the Block Panchayat provide additional resources for the Skill Building Programmes? (I)		
8	Is there a mechanism in the Block Panchayat planning process to integrate the NRLM interventions with those in drinking water, housing, nutrition, sanitation, health and Skill building? (P)		
9	Is there any technical support mechanism created at the block level for establishing enterprises under NRLM? (I)		

E Rashtriya Krishi VikasYojana (RKVY)

SNo	Question (Group : Super vision (S), Planning (P), Integration (I))	Responses [Yes/ No]	Remarks <sup>15</sup>
1	Is there a Block Level Agricultural Planning Unit (BAPU) established? (S)		
2	Has the working of BAPU been integrated with the panchayat in preparation of a common Block level Productive Sector plan? (I)		
3	Has the working of BAPU been integrated with the block panchayat in improving coverage in panchayats where interventions are facing challenges? (I)		
4	Has the working of BAPU been integrated with the block panchayat in periodic monitoring of the Poverty Eradication Programme in the Block? (S)		
5	Does the Block Panchayat provide additional resources for productive sector interventions(I)		
6	Does the Block Panchayat provide additional resources for improving value chains for the primary produce? (I)		
7	Is there a mechanism in the Block Panchayat planning process to integrate the RKVY interventions with those in agriculture, animal husbandry, fisheries, irrigation etc.? (P)		

<sup>15</sup> If Response in column 3 is "Yes", then provide details of State Guideline Order No/ Circular No and date in column 4 as remarks.

SNo	Question (Group : Super vision (S), Planning (P), Integration (I))	Responses [Yes/ No]	Remarks <sup>15</sup>
8	Is there any technical support mechanism created at the block level for improving productive sector interventions in GPs?(S)		

26. Details of local institutions which are under full control of Panchayat only.

[Nutrition, Child welfare, Women welfare, Schools, Hospitals or institutions relating to drinking water and sanitation] (Repeat for every local institution by adding additional pages)

S No	Theme	Details
I.	Name of local institution	
II.	Coverage of population	

III.	Details of functionar ies	Recruiting Authority	Authority paying salary	Sanctioned Strength		Vacancies		Actual Strength		Nature of Responsibilities			Aspects of control by the Block Panchayat [Administrative-(Leave/Transfer), Functional, Disciplinary, Others-specify <sup>16</sup> ]
				Regular	Contract	Regular	Contract	Regular	Contract	Non-Scheme related	Scheme related	Both	
a.													
b.													
c.													
d.													
e.													
f.													
g.													
h.													
i.													
j.													
k.													

<sup>16</sup> Use L, T, F, D and O as codes; if O specify control group.

IV.	Details of vertical linkages if any for financial, technical aspects	Name of Agencies linked	Norm for linkages (above what level who decides etc)
a.	Financial sanction		
b.	Technical sanction		

	Question	Response
V.	Mechanisms of monitoring of services	
a.	Is there a clear accountability mechanism for delivery of developmental services fixed by the panchayat?	
b.	Is there a periodic mechanism for supervision of Developmental Services, if Yes periodicity?	
VI.	Mechanisms of supervision of functions	
a.	Is there a periodic reporting system to the panchayat?	
b.	Are there periodicals designed?	
c.	Is there a regular institutional mechanism of supervision of functions? If Yes Details.	
VII.	Details of any institutional mechanisms for beneficiary /user / citizen feedback	
a.	Is there a citizen charter	
b.	Is there a report card	
c.	Is there a media watch and response mechanism	
VIII.	Details of any institutional mechanisms for beneficiary/user/citizen involvement in management	
a.	Is there a participatory forum?	
b.	Is it involved in monitoring quality of services	
c.	Major interventions	
d.	Pending issues	

27. Details of Governance, Systems of accounting, capacity building etc.

S No	Theme	Details
I.	Details of Panchayat Office	
	No of building blocks	
	No of floors for main building	
	Total floor Area (Sq.M)	
II.	Details of amenities available. [Indicate which of the following are available: (Yes/No)]	
	Conference Hall	
	Electricity	
	Fax	
	Telephone	
	Photocopier	

S No	Theme	Details
	Computer	
	Local Area Network	
	Internet	
	Wi Fi	
III.	Details of website	
	Does the panchayat have a website?	
	If there is a website, what is the URL?	

IV.	e-Panchayat	
	A. Accounting	
	(i) Does the panchayat use PRIA soft of state developed applications for accounting.	
	(ii) Name of the application suite if state suite	
	(iii) No. of years accounting application is in operation	
	(iv) receipts during 2014-15 captured in accounting application	
	(v) Opening balance during 2014-15 captured in accounting application	
	(vi) Closing balance during 2014-15 captured in accounting application	
	(vii) Expenditure during 2014-15 captured in the accounting application	
	(viii) Total fund flow during the year 2014-15 captured in the application [R+E]	
	(ix) Are computer generated accounts used by auxiliary audit (Department of Local Fund Audit)	
	B. Electronics service delivery	
	(i) What are the relevant acts related to service delivery	
	(ii) What are the services that panchayats have been mandated to provide to	
	a. Citizen	
	b. Business	
	c. Others (Specify)	
	(iii) What are the services among (ii) above that panchayats are providing to	
	a. Citizen	
	b. Business	
	c. Others (Specify)	



	(iv) What are the online services among (ii) above that panchayats are providing to	
	a. Citizen	
	b. Business	
	c. Others (Specify)	
	(v) For these online services are the transactions fully electronic or not	
	a. Citizen	
	b. Business	
	c. Others (Specify)	
	(vi) Payment gateway / Direct beneficiary transfer	
	a. Is payment gateway used for service delivery	
	b. Revenue collected through payment gateway	
	2012-13	
	2013-14	
	2014-15	
	c. Is direct beneficiary transfer (DBT) facility availed for pensions	
	d. Quantum of pensions / subsidies / scheme amounts distributed through DBT	
	2012-13	
	2013-14	
	2014-15	
	e. Is the accounting application integrated with	
	(i) Payment Gateway	
	(ii) Direct Beneficiary Transfer System	
	(iii) Treasury accounting system	
	(iv) Public Financial Management Systems (PFMS)/ Centre plan Schemes monitoring system (CPSMS)	
	C. Common service centres	
	(i). Are CSC's co-located in the panchayat	
	(ii) Is there integrated functioning with CSC / other citizen centric service centres	
	a. Electronic sharing of services	
	b. Fully integrated services	
	D. Information Technology Literacy	
	(i) How many functionaries are computer literate	

	a. GP Functionaries		
	b. Elected representatives		
	(ii) How where the functionaries trained (Own / hands on training by teachers/ distance mode)		
	(iii) Who has imparted training (Panchayat/ Panchayat raj dept/ IT dept/ Private agency / others)		
	(iv) Was SATCOM used for training		
	E. Power condition in Panchayat		
	(i) Is there an uninterrupted power supply for computers/ Laptops		
	(ii) Capacity of UPS		
	(iii) No. of hours of backup?		
	(iv) Daily hours of usual power availability during office hours		
	(v) Frequency of blackouts a week	Min	Max
	a. Daily		
	b. Once a week		
	c. Twice a week		
	d. Thrice a week		
	e. Others		
	(vi) Is there generator backup		
	F. Others.		
	a. Are there laptops available		
	b. How many laptops are available		
	c. How many desktops are available		
	d. What is the mechanism of internet connection		
	1. Dial up Line		
	2 Leased line		
	3 DSL / ADSL		
	4. VSAT		
	5. Data card		
	6 WiFi Hot spot		
	7 Mobile hot spot		
	8. Others		
V.	Innovations		
	1. Innovations in zero cost projects	Estimated value in lakh of rupees	
	a. 2012-13		
	b. 2013-14		
	c. 2014-15		

	2. Innovations in resource mobilisation	Additional resource value in lakh of rupees
	a. 2012-13	
	b. 2013-14	
	c. 2014-15	
	3. Innovations in expenditure control	Value saved in lakh of rupees
	a. 2012-13	
	b. 2013-14	
	c. 2014-15	

VI.	Details of important documents maintained in the office (list important Registers relating to minutes, beneficiary particulars, projects etc.	
	List	Remarks of inspection relating to upkeep, completeness and updating
	Minutes of Panchayat committee	
	Beneficiary lists	
	Project Register	
VII.	Systems for upkeep of minutes of meeting of panchayat committee	
	Who is responsible for preparing the draft minutes?	
	Who finalises the minutes and how?	
	Is the minutes recorded in a minutes book	
VIII.	Mechanisms for upkeep of electronic records	
	Is there software for tracking and storage of electronic records?	
	Who updates the transactions in the application?	
	How frequent are transactions updated?	
	Is past data before the introduction of the application integrated?	
IX.	Systems for maintenance and display of beneficiary records (If different systems exist for different types of beneficiaries details may be captured)	
	What is the mechanism for maintaining beneficiary Records?	
	How is beneficiary particulars updated?	
	Is there a mechanism of publishing beneficiary list for validation and transparency?	
X.	Systems for Budget	
	How are unit rates arrived at?	
	How is detailed budget prepared?	
	Who prepares budget?	

	Is budget revised mid-year	
	Who approves the budget?	
	Who approves the revised budget?	
XI.	Systems for upkeep of accounts	
	Who is responsible for maintenance of vouchers?	
	Which are the books of accounts maintained?	
	Who prepares the extract of accounts?	
	What is the supervisory mechanism in accounting?	
XII.	System of computerized accounting	
	Is there a system of computerized accounting?	
	Who updates the transactions in the application?	
	How frequent are transactions updated?	
	Is past data before the introduction of the application integrated?	
XIII.	Mechanisms for approval of accounts statement	
	Who prepares extract of accounts?	
	What is the mechanism of authentication or audit?	
	What is the process of approval of the account statements?	
XIV.	Mechanisms for certification of records of projects implemented	
	Who prepares the extract of details to be certified?	
	How is field verification done?	
	Who prepares the report of field verification?	
	Who issues the final certificate?	
XV.	Mechanisms of disclosure of accounts and their publishing	
	Is there a mechanism of disclosure of statement of accounts?	
	Which is the latest statement available in public domain?	
	Is there a mechanism of publishing the statement on the web?	
	Which is the latest statement available in web?	
XVI.	Mechanisms of auxiliary audit by the Department	
	Is there a mechanism of auxiliary audit?	
	Who organises auxiliary audit?	
	How frequent is auxiliary audit done?	

	What is the mechanism of reporting?				
	How is compliance ensured?				
XVII.	Mechanisms of external audit by CAG or Audit Commission				
	Is there a mechanism of external audit?				
	Who organises external audit?				
	How frequent is external audit done?				
	What is the mechanism of reporting?				
	How is compliance ensured?				
XVIII.	Mechanisms of performance audit				
	Is there a mechanism of performance audit?				
	Who organises performance audit?				
	How frequent is performance audit done?				
	What is the mechanism of reporting?				
	How is compliance ensured?				
	What are the supervisory control mechanisms?				
	What are the disclosure mechanisms?				
XIX.	Mechanisms of social audit				
	Is there a regular mechanism in place for social audit?				
	What is the mechanism for disclosure of findings?				
	What is the mechanism for following upon findings?				
XX.	Other Mechanisms for mandatory disclosure and transparency				
	Item	Frequency			
	Plan				
	Budget				
	Beneficiary Particulars				
	Expenditure Statement				
	Social audit report				
	Others (specify)				
XXI.	Training of Elected Representatives and Officials				
	Level and Year	Total Number of		Number Trained	
		Elected Representatives	Panchayat Officials	Elected Representatives	Panchayat Officials
	2012-13				
	2013-14				
	2014-15				

XXII.	Elected Representatives trained in 2012-13:	Women			Men		
		SC	ST	General	SC	ST	General
XXIII.	Elected Representatives trained in 2013-14:	Women			Men		
		SC	ST	General	SC	ST	General
XXIV.	Elected Representatives trained in 2014-15:	Women			Men		
		SC	ST	General	SC	ST	General

28. Interaction with Sarpanch and Panchayat elected members (Repeat three times)

I) Name of Elected Representative:

Category (Sarpanch /Women representative /SC representative/ Other):

II) Assessment of functioning of the Block Panchayat:

		Drinking Water	Sanitation	Health	Education	Nutrition	Basic services	Remarks
1	Clear functional domain without overlap of departments and institutions	Yes/ No	Yes/ No	Yes/ No	Yes/ No	Yes/ No	Yes/ No	
2	Clear functional domain with integration and functional control over local institutions	Yes/ No	Yes/ No	Yes/ No	Yes/ No	Yes/ No	Yes/ No	
3	Clear functional domain with integration and functional control over SSS	Yes/ No	Yes/ No	Yes/ No	Yes/ No	Yes/ No	Yes/ No	
4	Clear functional domain with integration and functional control over CSS	Yes/ No	Yes/ No	Yes/ No	Yes/ No	Yes/ No	Yes/ No	
5	Has sufficient functional freedom and does not require technical sanctions	Yes/ No	Yes/ No	Yes/ No	Yes/ No	Yes/ No	Yes/ No	
6	Has sufficient functional freedom and does not require financial sanction if funds are available with PRI	Yes/ No	Yes/ No	Yes/ No	Yes/ No	Yes/ No	Yes/ No	
7	Department and local institution functionaries under functional control	Yes/ No	Yes/ No	Yes/ No	Yes/ No	Yes/ No	Yes/ No	
8	SSS scheme functionaries under functional control	Yes/ No	Yes/ No	Yes/ No	Yes/ No	Yes/ No	Yes/ No	

		Drinking Water	Sanitation	Health	Education	Nutrition	Basic services	Remarks
9	CSS scheme functionaries under functional control	Yes/ No	Yes/ No	Yes/ No	Yes/ No	Yes/ No	Yes/ No	
10	Has enough funds for meeting local demands	Yes/ No	Yes/ No	Yes/ No	Yes/ No	Yes/ No	Yes/ No	
11	Has sufficient functional freedom and panchayat committee can take all decisions at the committee level	Yes/ No	Yes/ No	Yes/ No	Yes/ No	Yes/ No	Yes/ No	
12	SSS scheme funds integrated with PRI	Yes/ No	Yes/ No	Yes/ No	Yes/ No	Yes/ No	Yes/ No	
13	CSS scheme funds integrated with PRI	Yes/ No	Yes/ No	Yes/ No	Yes/ No	Yes/ No	Yes/ No	
14	Has control over resource allocation of SSS received by local institution	Yes/ No	Yes/ No	Yes/ No	Yes/ No	Yes/ No	Yes/ No	
15	Has control over resource allocation of CSS received by local institution	Yes/ No	Yes/ No	Yes/ No	Yes/ No	Yes/ No	Yes/ No	
16	Is there sufficient expenditure authorisation for the panchayat committee	Yes/ No	Yes/ No	Yes/ No	Yes/ No	Yes/ No	Yes/ No	

III)	Which are the five areas in which the panchayat has to improve? Which are the steps proposed for improvement?
1	
2	
3	
4	
5	
IV)	Which are the five areas in which you are satisfied with the existing Panchayat Raj system in the State and your panchayat can serve as a model for other panchayats in the State or elsewhere
1	
2	
3	
4	
5	

## Code List (Block Panchayat)

### 1. State codes

S No	Name of State /Union territory	Type of federal unit	State Code
1	Andhra Pradesh	State	28
2	Arunachal Pradesh	State	12
3	Assam	State	18
4	Bihar	State	10
5	Chhattisgarh	State	22
6	Goa	State	30
7	Gujarat	State	24
8	Haryana	State	6
9	Himachal Pradesh	State	2
10	Jammu and Kashmir	State	1
11	Jharkhand	State	20
12	Karnataka	State	29
13	Kerala	State	32
14	Madhya Pradesh	State	23
15	Maharashtra	State	27
16	Manipur	State	14
17	Meghalaya	State	17
18	Mizoram	State	15
19	Nagaland	State	13
20	Odisha	State	21
21	Punjab	State	3
22	Rajasthan	State	8
23	Sikkim	State	11
24	Tamil Nadu	State	33
25	Telangana	State	36
26	Tripura	State	16
27	Uttar Pradesh	State	9
28	Uttarakhand	State	5
29	West Bengal	State	19
30	Andaman And Nicobar Islands	Union Territory	35
31	Chandigarh	Union Territory	4
32	Dadra and Nagar Haveli	Union Territory	26
33	Daman and Diu	Union Territory	25
34	Lakshadweep	Union Territory	31
35	NCT of Delhi	Union Territory	7
36	Puducherry	Union Territory	34



2. List of institutions handling constitutionally mandated functions at the PRI level

Code	Institution
1.	Veterinary Poly Clinic
2.	Mobile farm unit
3.	Mobile veterinary dispensary
4.	Industries Extension Officer
5.	Old age homes
6.	Care Homes
7.	Pre- matric hostels of SC Department
8.	Tribal Extension Office
9.	Community Health Centre (CHC)
10.	Taluk Hospital/
11.	Govt. Hospital
12.	Taluk Hospital from Homoeo Department
13.	Ayurveda Taluk Hospital
14.	Others (Specify)

3. Relationship with the local Institution

S No	Code	Relation
1	01	Totally separate
2	02	PRI has recommendatory powers
3	03	PRI provides from its budget a portion of the development fund of the institution and controls related activities
4	04	PRI provides all or major share of the developmental expenses and has full functional control over the activities
5	05	Others (specify)

4. Centrally Sponsored Schemes

a. Schemes fully supported by Union Government

S No	Code	Name of Scheme
1	01	Mahatma Gandhi National Rural Employment Guarantee Scheme (MGNREGA)
2	02	Multi-Sectoral Development Programme for Minorities (MSDP)
3	03	Pre-Matric scholarship for children of those engaged in unclean occupation
4	04	Scholarship Schemes (Post and Pre-Matric) for SC, ST and OBCs
5	05	Support for machinery for Implementation of Protection of Civil Rights Act, 1955 and Prevention of Atrocities Act, 1989
6	06	National Programme for Persons with Disabilities
7	07	Scheme for providing Education to Minorities
8	08	Umbrella Scheme for education of ST children

S No	Code	Name of Scheme
9	09	Indira Gandhi Matritva Sahyog Yojana (IGMSY)
10	010	Integrated Child Protection Scheme (ICPS)
11	011	Rajiv Gandhi Scheme for Empowerment of Adolescent Girls (RGSEAG)-SABLA
12	012	National Nutrition Mission
13	013	Scheme for Protection and Development of Women
14	014	Assistance for Schemes under Proviso (i) to article 275 (1) of the Constitution for welfare of scheduled tribes and for raising the level of administration of scheduled areas.
15	015	Special Central Assistance to Tribal Sub-plan
16	016	Sarva Shiksha Abhiyaan (Financed from Education Cess)
17	017	Mid Day Meal
18	018	Schemes of North Eastern Council
19	019	Special package for Bodoland Territorial Council
20	020	National Social Assistance Programme (NSAP) including Annapurna
21	021	Grants from Central Pool of Resources for North Eastern Region and Sikkim
22	022	Social Security for Unorganized Workers Scheme
23	023	Support to Educational Development including Teacher Training and Adult Education
24	024	Border Area Development Programme
25	025	Member of Parliament Local Area Development Scheme (MPLADS)
26	026	Cess backed allocation for Pradhan Mantri Gram Sadhak Yojana (PMGSY)
46	046	Others (Specify)

b. Schemes run with the Changed Sharing Pattern

S No	Code	Name of Scheme
27	027	Cattle Development
28	028	Mission for Integrated Development of Horticulture
29	029	Rashtriya Krishi Vikas Yojana
30	030	National Livestock Mission
31	031	National Mission on Sustainable Agriculture
32	032	Dairy Vikas Abhiyaan
33	033	Veterinary Services and Animal Health
34	034	National Rural Drinking Water Programme
35	035	Swaccha Bharat Abhiyaan (Rural and Urban)
36	036	National Afforestation Programme
37	037	National Plan for Conservation of Aquatic Eco-system (NPCA)
38	038	National AIDS and STD Control programme
39	039	National health Mission

S No	Code	Name of Scheme
40	040	Rashtriya Madhyamik Shiksha Abhiyaan (RMSA)
41	041	National Rural Livelihood Mission (NRLM)
42	042	Rural Housing-Housing for All
43	043	Integrated Child Development Service
44	044	Rajiv Gandhi Khel Abhiyan (RGKA) (erstwhile Panchayat Yuva Krida aur Khel Abhiyan (PYKKA)
45	045	PMKSY (including Watershed programme and micro irrigation)
47	047	Others (Specify)

#### 5. Category of Reservation

S No	Code	Category of Reservation
1	01	General
2	02	Woman (W)
3	03	Scheduled Caste (SC)
4	04	Scheduled Caste Woman (SCW)
5	05	Scheduled Tribe (ST)
6	06	Scheduled Tribe Woman (STW)
7	07	Other Backward Caste (OBC)
8	08	Other Backward Caste Woman (OBCW)
9	09	Others (specify)

#### 6. Functions listed in the Eleventh Schedule

S.No.	Functions
1	Agriculture, including agricultural extension.
2	Land improvement, implementation of land reforms, land consolidation and soil conservation.
3	Minor irrigation, water management and watershed development.
4	Animal husbandry, dairying and poultry.
5	Fisheries.
6	Social forestry and farm forestry.
7	Minor forest produce.
8	Small scale industries, including food processing industries.
9	Khadi, village and cottage industries.
10	Rural housing.
11	Drinking water.
12	Fuel and fodder.
13	Roads, culverts, bridges, ferries, waterways and other means of communication.
14	Rural electrification, including distribution of electricity.

S.No.	Functions
15	Non-conventional energy sources.
16	Poverty alleviation programme.
17	Education, including primary and secondary schools.
18	Technical training and vocational education.
19	Adult and non-formal education.
20	Libraries.
21	Cultural activities.
22	Markets and fairs.
23	Health and sanitation, including hospitals, primary health centers and dispensaries.
24	Family welfare.
25	Women and child development.
26	Social welfare, including welfare of the handicapped and mentally retarded.
27	Welfare of the weaker sections, and in particular, of the Scheduled Castes and the Scheduled Tribes.
28	Public distribution system.
29	Maintenance of community assets.

#### 7. List of Functionaries in Local Institutions

Code	Functionary
Rural Development	
56	Block Development Officer(BDO)
57	Joint Block Development Officer
58	Extension Officer (Welfare of Women)
59	Extension Officer(Housing)
60	Extension Officer(Planning and Monitoring)
61	General Extension Officer
62	Assistant Engineer(Rural Development)
63	Overseer
Agriculture Department	
64	Assistant Director (Agriculture)
65	Agriculture Officer
66	Mechanic
Animal Husbandry	
67	Senior veterinary surgeon
68	Livestock Inspector
Dairy Development	
69	Dairy Extension officer
70	Dairy Extension Assistant
Industries	
71	Industries Extension Officer

Code	Functionary
Social Welfare	
72	Child Development Project Officer(CDPO)
73	Assistant Child Development Project Officer (ACDPO)
74	Warden old age home
Scheduled Caste	
75	Block Level SC Development officer
76	Warden pre metric hostel.
Scheduled Tribe	
77	Tribal Extension Officer
Health Services	
78	Medical Officer(Community Health Centre)
79	Staff Nurse
80	Dresser
81	Laboratory technician
82	Radiographer
83	Ward boy
84	Dhobi
85	Mali
86	Ayah
Homoeo	
87	Medical Officer (Homoeo)
88	Nurse(Homoeo)
89	Pharmacist(Homoeo)
90	Dispenser(Homoeo)
Ayurveda	
91	Senior Medical Officer (Ayurveda)
92	Specialist (Ayurveda)
93	Storekeeper(Pharmacist)
94	Nurse(Ayurveda)
95	Masseur
96	Lab Technician
Public Works Department	
97	Assistant Executive Engineer
98	Assistant Engineer
99	Overseer
100	Draftsman
Irrigation	
101	Assistant Executive Engineer

Code	Functionary
102	Assistant Engineer
103	Overseer
104	Draftsman
Various Departments	
105	Upper division Clerk
106	Head Clerk
107	Lower division Clerk
108	Typist
109	Driver
110	Full time sweeper
111	Part time sweeper
112	Peon
999	Others

#### 8. Role of Panchayat in implementation

S No	Code	Role of Panchayat
1	01	Promotional activities only
2	02	Recommendation of beneficiaries only/Project site.
3	03	Deciding on beneficiaries/project site/certification of project completion and expense.
4	04	Full decision making powers covering selection of beneficiary, selecting project site, deciding on methodology, allocation of functionary, allocation of resources and approval of expenditure
5	05	Others (Specify if any)

#### 9. Sources of Taxes of Block Panchayat

Code	Item of Tax
47	Toll on persons, animals, Vehicles on toll bar established by GP & or on roads (other than kutch), bridges under GP
48	Toll on ferry established or run by GP
49	Surcharge on land revenue
50	Cess on water rate
51	Tax on supplying Water and electricity
52	Tax on Profession, trades and callings
53	Water Tax
54	Tax on Theatrical performance
55	Tax on use of agricultural land

Code	Item of Tax
56	Tax on fairs
57	Royalty on minor minerals and metals
58	Forest revenue
59	Stamp duty levied on transfer of property
60	Road Tax
61	Market Tax
62	Entertainment Tax
63	Motor vehicle Tax
999	Others(Specify if any)

#### 10. Sources of Non-Tax of Block Panchayat

Code	Item
31	Fee on cinema halls, brick kilns, saw mills, timber depots, private fisheries, vegetable gardens for commercial purpose etc.
32	Fee on registration of vehicles (those not registered under any other law)
33	Fee for providing sanitary arrangements in places of worship pilgrimage fairs and melas
34	Fee for license for a haat or market
35	Water rate for supply of water for drinking, irrigation etc
36	Lighting rate/fees
37	Fee on public hospitals, dispensaries , schools, sarais, markets, rest houses & other public institutions
38	Fee on supply, storage and preservation of water for drinking, bathing etc
39	Fee for preservation and reclamation of soil and drainage and reclamation of swamps
40	Fees fairs, agricultural shows and industrial exhibitions
41	Fee for any other license
42	Others (Specify if any)

## GRAM PANCHAYAT

[Non-PESA]

---

### Instructions:

1. Use codes wherever applicable. Code list is provided separately in Annexure 1.
  2. Please read the following notes as well as note (s) against each question.
  3. All the sections need to be answered. Please write -NA- if not applicable.
  4. Please enter a code, wherever code is sought. Please make multiple selections, if needed. Separating entries by commas
  5. Please tick (☑) the appropriate box against each question/ information sought, unless mentioned otherwise. If a box is not ticked or not filled, it will be treated as 'No' filled in that box.
  6. If the question requests for number please enter the number. Amounts are in Rupees. If amount is sought in Lakhs of Rupees it will be stated explicitly.
  7. Please add more rows if need arises and give explanatory notes/observations wherever required.
  8. For entries where furnish proof is sought, proof may be furnished as attachments.
  9. If not otherwise specified enter status as on 31<sup>st</sup> March 2015.
  10. The information sought in this exercise is for research and index making purpose only.
- 

### I. Background Information

1. Code of the State
2. Code of Gram Panchayat
3. Name of Block Panchayat
4. Name of District Panchayat
5. Name of Assembly Constituency
6. Name of Parliament Constituency
7. Is this a fifth schedule Area (Yes/No)
8. Local Institutions and Schemes
  - a. Local Institutions

S No	Name of Local Institutions handling constitutionally mandated functions at the PRI level	Code of Relationship with local institutions <sup>1</sup>
i.		
ii.		
iii.		
iv.		
v.		
vi.		
vii.		
viii.		
ix.		
x.		

---

<sup>1</sup> Local Institutions are institutions which handle functions constitutionally transferred to the PRIs.



b. State Sponsored Schemes

S No	State Sponsored Schemes (SSS) operational in the Panchayat, Anganwadi, Hospital, Schools or institutions under the complete control of the GP (as identified in a above) during the last three years <sup>2</sup>	Code of Schemes <sup>3</sup>
i.		
ii.		
iii.		
iv.		
v.		
vi.		
vii.		
viii.		
ix.		

c. Centrally Sponsored Schemes

S No	List important Centrally Sponsored Schemes (CSS operational in the Panchayat, Anganwadi, Hospital, Schools or institutions under the complete control of the GP (as identified in a above) during the last three years <sup>4</sup>	Code of Schemes (See Code list)
i.		
ii.		
iii.		
iv.		
v.		
vi.		
vii.		
viii.		
ix.		

9. No of revenue villages constituting the Gram Panchayat:

10. Details of Revenue Villages

S No	Name of Revenue Village <sup>5</sup>	Area in sq.km	Population (2011)
I)			
II)			
III)			
IV)			
V)			

<sup>2</sup> Source: Budget document of the State. List only Schemes relevant to the Gram Panchayat.

<sup>3</sup> Code of SSS may be generated by the investigator.

<sup>4</sup> Source: Budget document of the State. List only Schemes relevant to the Gram Panchayat.

<sup>5</sup> Use spelling exactly as in Census 2011; add the population corresponding to the population falling within the panchayat.

S No	Name of Revenue Village <sup>5</sup>	Area in sq.km	Population (2011)
VI)			
VII)			
VIII)			

11. No of wards in the Gram Panchayat:

12. Details of current elected members

S No	No of Ward	Name of Ward	Whether Reserved or Not (Yes/No)	Category of Reservation (See code list)	Name of Member
I)					
II)					
III)					
IV)					
V)					
VI)					
VII)					
VIII)					
IX)					
X)					
XI)					
XII)					
XIII)					
XIV)					
XV)					
XVI)					
XVII)					
XVIII)					
XIX)					
XX)					

13. Name of Sarpanch/ President:

14. List projects included in the Panchayat budget and implemented by the Gram Panchayat during the last three years or implemented by the Anganwadi, Hospital, Schools or institutions under the complete control of the GP [Please ensure that in case of ongoing projects being listed in multiple years, the ID of the starting year only is selected throughout]

S No	Name of Project	Project ID	Whether from Untied Funds or Tied funds or Both (Untied/Tied/Both)	Code of Linked State Sponsored Scheme or Centrally Sponsored Scheme (see code list) <sup>6</sup>	Year
		1.			2012-13
		2.			2012-13
		3.			2012-13
		4.			2012-13
		5.			2012-13
		6.			2012-13
		7.			2012-13
		8.			2012-13
		9.			2012-13
		10.			2012-13
		11.			2013-14
		12.			2013-14
		13.			2013-14
		14.			2013-14
		15.			2013-14
		16.			2013-14
		17.			2013-14
		18.			2013-14
		19.			2013-14
		20.			2013-14
		21.			2014-15
		22.			2014-15
		23.			2014-15
		24.			2014-15
		25.			2014-15
		26.			2014-15
		27.			2014-15
		28.			2014-15
		29.			2014-15
		30.			2014-15

<sup>6</sup> Code: For SSS use the code generated in Section 8b above; For CSS use code given in code list of Gram Panchayat.

15. Details of projects being implemented by the Gram Panchayat during the last years.  
[The list should conform with the entries in Section 14]

a. 2012-13

I) Untied funds

S No	Code of project	Code of local institution involved in the project (see code list)	Code of Function in the Eleventh Schedule (see code list)	Code of functionary in charge of the project (see Code List)	Project Expenditure (Amount in Lakh of Rupees)	Role of Panchayat in implementation of project (See code list)
i.						
ii.						
iii.						
iv.						
v.						

II) Tied Scheme funds

S No	Code of project	Code of local institution involved in the project (see code list)	Code of Function in the Eleventh Schedule (see code list)	Code of functionary in charge of the project (see Code List)	Project Expenditure (Amount in Lakh of Rupees)	Role of Panchayat in implementation of project (See code list)
i.						
ii.						
iii.						
iv.						
v.						

III) Both

S No	Code of project	Code of local institution involved in the project (see code list)	Code of Function in the Eleventh Schedule (see code list)	Code of functionary in charge of the project (see Code List)	Project Expenditure (Amount in Lakh of Rupees)	Role of Panchayat in implementation of project (See code list)
i.						
ii.						
iii.						
iv.						
v.						

b. 2013-14

I) Untied funds

S No	Id of the project	Code of local institution involved in the project (see code list)	Code of Function in the Eleventh Schedule (see code list)	Code of functionary in charge of the project (see Code List)	Project Expenditure (Amount in Lakh of Rupees)	Role of Panchayat in implementation of project (See code list)
i.						
ii.						
iii.						
iv.						
v.						

II) Tied scheme funds

S No	Id of the project	Code of local institution involved in the project (see code list)	Code of Function in the Eleventh Schedule (see code list)	Code of functionary in charge of the project (see Code List)	Project Expenditure (Amount in Lakh of Rupees)	Role of Panchayat in implementation of project (See code list)
i.						
ii.						
iii.						
iv.						
v.						

III) Both

S No	Id of the project	Code of local institution involved in the project (see code list)	Code of Function in the Eleventh Schedule (see code list)	Code of functionary in charge of the project (see Code List)	Project Expenditure (Amount in Lakh of Rupees)	Role of Panchayat in implementation of project (See code list)
i.						
ii.						
iii.						
iv.						
v.						

c. 2014-15

I) Untied funds

S No	Id of the project	Code of local institution involved in the project (see code list)	Code of Function in the Eleventh Schedule (see code list)	Code of functionary in charge of the project (see Code List)	Project Expenditure (Amount in Lakh of Rupees)	Role of Panchayat in implementation of project (See code list)
i.						
ii.						
iii.						
iv.						
v.						

II) Tied scheme funds

S No	Id of the project	Code of local institution involved in the project (see code list)	Code of Function in the Eleventh Schedule (see code list)	Code of functionary in charge of the project (see Code List)	Project Expenditure (Amount in Lakh of Rupees)	Role of Panchayat in implementation of project (See code list)
i.						
ii.						
iii.						
iv.						
v.						

III) Both

S No	Id of the project	Code of local institution involved in the project (see code list)	Code of Function in the Eleventh Schedule (see code list)	Code of functionary in charge of the project (see Code List)	Project Expenditure (Amount in Lakh of Rupees)	Role of Panchayat in implementation of project (See code list)
i.						
ii.						
iii.						
iv.						
v.						

16. Which of the following activities undertaken by the local institutions are managed by the panchayat? If “Yes” add typical project codes (separated by commas, limit codes to three projects maximum) otherwise leave blank.

S No	Activity	Project Id	Remarks <sup>7</sup>
Planning			
1	Developing projects to be undertaken by the local institution based on the felt needs of the community from untied funds		
2	Setting apart resources for infrastructure development, of local institutions from untied gram panchayat funds		
3	Setting apart resources for improving service delivery from untied gram panchayat funds		
4	Setting apart resources for short term contractual appointment of project functionaries for projects undertaken by the local institution from untied gram panchayat funds		
5	Setting apart resources for essential equipment for projects undertaken by the local institution from untied gram panchayat funds		
6	Setting apart consumables for projects undertaken by the local institution from untied gram panchayat funds		
7	Setting apart resources for capacity building of functionaries of local institution from untied gram panchayat funds		
8	Setting apart resources for action research programmes for improving service delivery from untied gram panchayat funds		
9	Setting apart resources for baseline, midline and end line data collection on projects, schemes and programmes from untied gram panchayat funds		
10	Setting apart resources for non-plan expenses from the untied non road maintenance grant at the disposal of the panchayat		
11	Setting apart resources for approved agencies/solution providers for specialized services required for the local institution from untied gram panchayat funds		
Supervision			
12	Approval of completion reports of the projects of the panchayat implemented by the local institution		
13	Approval of expenditure statement of projects of the panchayat implemented by the local institution		

<sup>7</sup> Please make a remark if the activity applies only for few local institutions and does not apply for other local institutions.

S No	Activity	Project Id	Remarks <sup>7</sup>
14	Approval of new projects undertaken by the local institution with particulars of implementation methodology, resource allocation and time schedule from untied gram panchayat funds		
15	Monitoring existing programmes undertaken by the institution		
16	Managing implementation of projects undertaken by local institutions through standing committees		
17	Managing implementation of projects involving multiple departments and agencies through creating appropriate project implementing committees		
18	Complete functional control of the developmental activities of the local institution through functional control of the functionaries		
19	Managing procurements for projects undertaken by the local institution		
20	Approving norms for beneficiary selection for projects undertaken by the local institution		
21	Approving beneficiary list for projects undertaken by the local institution		
22	Managing aspects of citizen interface of citizen delivery through a citizen charter		
23	Managing aspects of grievance redressal relating to services offered to beneficiaries		
24	Developing community contracting methods for projects undertaken by the local institutions through beneficiary committees user groups etc.		
25	Developing community based management mechanisms for improving service delivery like parent teacher associations, hospital development committees beneficiary committees, user groups etc.		
26	Ensuring accountability transparency and governance requirements of the projects undertaken by the local institution through supervisory controls		
Implementation			
27	Promotional activities and campaigns for improving service delivery in local institutions		
28	Citizen awareness programmes for improving outcomes of projects taken up by the local institution		
29	Following up with the Technical Sanction Authorities for technical sanction of projects undertaken by the local institution as a part of the panchayat plan		
30	Following up with the District Planning Committee on approval of the plan of the Gram Panchayat which includes the projects of the local institution and facilitating plan sanction		



S No	Activity	Project Id	Remarks <sup>7</sup>
Integration			
31	Integrating the projects undertaken by the local institution with state sponsored schemes and centrally sponsored schemes		
32	Integrating the projects undertaken by the local institution with programmes of the panchayat in sectors required for the purpose of horizontal integration		
33	Developing projects to be undertaken by the local institution to be integrated with programmes of the block panchayat and the district panchayat and the local institutions of block and district panchayat for the sake of vertical integration from untied gram panchayat funds		
34	Negotiating with the District Panchayat and Block Panchayat the allocations for projects undertaken by the local institutions for the sake of vertical integration		

17. Which of the following activities are not undertaken by the local institutions handling the 29 functions transferred to PRI, but is directly managed by the panchayat. If "Yes" add typical project codes (separate by commas, limit codes to three projects maximum) otherwise leave blank.

S No	Activity	Project Id
Planning		
1	Developing projects based on the felt needs of the community from untied funds not undertaken through local institutions	
2	Setting apart resources for civic functions from untied funds	
3	Setting apart resources for improving service delivery from untied gram panchayat funds	
4	Setting apart resources for short term contractual appointment of project functionaries from untied gram panchayat funds for projects not undertaken by the local institutions	
5	Setting apart resources for essential equipment from untied gram panchayat funds for projects not undertaken by the local institutions	
6	Setting apart consumables from untied gram panchayat funds for projects not undertaken by the local institutions	
7	Setting apart resources from untied gram panchayat funds for capacity building of functionaries who are not part of local institutions	
8	Setting apart resources for action research programmes for improving service delivery from untied gram panchayat funds	

S No	Activity	Project Id
9	Setting apart resources for baseline, midline and end line data collection on projects, schemes and programmes from untied gram panchayat funds	
10	Setting apart resources for non-plan expenses relating to civic functions and developmental areas outside local institutions from untied non road maintenance grant at the disposal of the panchayat	
11	Setting apart for resources for approved agencies/solution providers for specialised services required for civic functions and developmental areas outside local institutions from untied gram panchayat funds	
Supervision		
12	Approval of completion reports of the projects of the panchayat not implemented by the local institutions	
13	Approval of expenditure statement of projects of the panchayat not implemented by the local institutions	
14	Approval of new projects undertaken for civic functions and developmental areas outside local institutions from untied gram panchayat funds with particulars of implementation methodology, resource allocation and time schedule	
15	Monitoring programmes relating to civic functions and in developmental areas outside local institutions	
16	Managing implementation of projects relating to civic functions and in developmental areas outside local institutions through standing committees	
17	Managing implementation of projects involving multiple departments and agencies through creating appropriate project implementing committees for projects relating to civic functions and in developmental areas outside local institutions	
18	Complete functional control of the developmental activities outside local institution through functional control of functionaries outside local institutions	
19	Managing procurements for projects not undertaken by the local institution	
20	Approving norms for beneficiary selection for projects not undertaken by the local institution	
21	Approving beneficiary list for projects not undertaken by the local institution	
22	Managing aspects of citizen interface of citizen delivery through a citizen charter	
23	Managing aspects of grievance redressal relating to services offered to beneficiaries	

S No	Activity	Project Id
24	Developing community contracting methods for projects not undertaken by the local institutions through beneficiary committees user groups etc.	
25	Developing community based management mechanisms for improving service delivery like parent teacher associations, hospital development committees beneficiary committees, user groups etc.	
26	Ensuring accountability transparency and governance requirements of the projects not undertaken by the local institution through supervisory controls	
Implementation		
27	Promotional activities and campaigns for improving service delivery in projects not undertaken through local institutions	
28	Citizen awareness programmes for improving outcomes of projects not taken up by the local institutions	
29	Following up with the Technical Sanction Authorities for technical sanction of projects not undertaken by the local institutions as a part of the panchayat plan	
30	Following up with the District Planning Committee on approval of the plan of the Gram Panchayat which includes projects for civic functions and in developmental areas outside local institutions and facilitating the plan sanction	
Integration		
31	Integrating the projects for rendering civic functions or in developmental areas outside local institutions with state sponsored schemes and centrally sponsored schemes	
32	Integrating the projects for rendering civic functions or in developmental areas outside local institutions in sectors required for the purpose of horizontal integration	
33	Developing projects for rendering civic functions or in developmental areas outside local institutions to be integrated with programmes of the block panchayat and the district panchayat and the local institutions of block and district panchayat for the sake of vertical integration from untied gram panchayat funds	
34	Negotiating with the District Panchayat and Block Panchayat the allocations for projects not undertaken by the local institutions for the sake of vertical integration	

18. Aspects of own functionaries

1) Details of functionaries outside local institutions currently

(Own functionaries plus those who are not part of local institutions but can include functionaries assigned to work with GP from departments like deployed engineers, deployed ministerial staff, through appropriate institutional arrangement)

S No	Designation	Name of Recruiting Authority (Government/ State PSC/ Recruitment board/ Panchayat/ Others)	Name of Authority paying salary (State dept/ Panchayat /Others)	Sanctioned Strength		Vacancies		Actual Strength		Nature of Responsibilities			Aspects of control by the Gram Panchayat [Administrative (Leave/ Transfer), Functional, Disciplinary, Others-specify <sup>8</sup> ]
				Regular	Contract	Regular	Contract	Regular	Contract	Non-Scheme related	Scheme related	Both	

2) Changes in own staff during the last three years

Type	Sanctioned strength			Actual Strength		
	2012-13	2013-14	2014-15	2012-13	2013-14	2014-15
Regular						
Contract						

<sup>8</sup> Use L, T, F, D and O as codes; if O specify control group.

19. Aspects relating to transfer of funds and resources of Gram panchayats

1) Own funds- Taxes

S No	Name of source (see code list)	Assigned or Shared	Details of sharing or assignment <sup>9</sup>	Actual Collection			Constraints in collection or expanding resource base
				2012-13	2013-14	2014-15	

Note: Based on the State Finance Commission (SFC) decision

2) Own fund- Non tax

S No	Name of item (see code list)	Actual Collection			Constraints in collection or raising resources
		2012-13	2013-14	2014-15	

3) Details of Opening Balance

S No	Item	Budgeted			Actual			Remarks
		2012-13	2013-14	2014-15	2012-13	2013-14	2014-15	
1.	National Finance Commission (NFC) Grants							
2.	State Finance Commission (SFC) Grant-Untied							
3.	Scheme funds- State Sponsored Schemes (SSS)							
4.	Scheme funds- Centrally Sponsored Schemes (CSS)							
5.	Own funds-Tax							
6.	Own funds-Non Tax							
7.	Loan							
8.	Others (Specify)							
	Total							

<sup>9</sup> For shared taxes there will be no collections in the Local Government.

4) Details of actual receipt of funds

S No	Item	Budgeted			Actual			Remarks
		2012-13	2013-14	2014-15	2012-13	2013-14	2014-15	
1.	National Finance Commission (NFC) Grants							
2.	State Finance Commission (SFC) Grant-Untied							
3.	Scheme funds- State Sponsored Schemes (SSS)							
4.	Scheme funds- Centrally Sponsored Schemes (CSS)							
5.	Own funds-Tax							
6.	Own funds-Non Tax							
7.	Loan							
8.	Others (Specify)							
	Total							

20. Aspects of Expenditure and Closing Balance

1) Details of Expenditure <sup>10</sup>

S No	Head of Expenditure	Actual Expenditure		
		2012-13	2013-14	2014-15
1.	Non plan- Establishment			
2.	Non plan-Others			
3.	Maintenance funds			
4.	Development Expenditure- Own Fund			
5.	Development Expenditure-State Sponsored Scheme wise			
6.	Development Expenditure Centrally Sponsored Scheme wise			
7.	Development Expenditure- SFC			
8.	Development Expenditure- NFC			
9.	Development Expenditure-Others			
10.	Others (Specify)			
	Total			

<sup>10</sup> Development Expenditure excludes salary of permanent staff and non-plan expenses on utilities, consumables, general establishment etc. but includes maintenance of assets

2) Details of Closing Balance

S No	Item	Budgeted			Collected			Remarks
		2012-13	2013-14	2014-15	2012-13	2013-14	2014-15	
1.	National Finance Commission (NFC) Grants							
2.	State Finance Commission (SFC) Grant-Untied							
3.	Scheme funds- State Sponsored Schemes (SSS)							
4.	Scheme funds- Centrally Sponsored Schemes (CSS)							
5.	Own funds-Tax							
6.	Own funds-Non Tax							
7.	Loan							
8.	Others (Specify)							
	Total							

21. What are the major activities planned for the year under FFC Grant

a. Basic Services

S No	Item of Service	Needs Assessment	Convergence	Plan Preparation	Implementation
1	Toilets and Septage Management				
2	Sewage Management				
3	Solid Waste Management				
4	Storm Water Drainage				
5	New Roads/ Road Maintenance				
6	New / maintenance of footpaths				
7	Other new community assets/ community assets maintenance				
8	Street lighting				
9	Burial and cremation grounds				
10	Others				

b. Performance Grant

S No	Item of activity	Assessment / Review	Action Plan	Execution
1	Making available data on Receipt & Expenditure			
2	Enhancing own revenue			
3	Measuring & publishing service bench marks for Basic Services			

## 22. Details of Centrally Sponsored Schemes

### A. National Rural Health Mission

S No	Question [Group : Supervision (S), Planning (P), Integration (I)]	Responses [Yes/ No]	Remarks <sup>11</sup>
1	Has the Village Health and Sanitation Committee (VHSC) been established in the Panchayat? (S)		
2	Is the VHSC integrated with the Panchayat with the Sarpanch or a member of GP chairing the committee? (I)		
3	Is the VHSC integrated with the Panchayat Health Standing Committee? (I)		
4	Has the working of VHSC been integrated with the panchayat in preparation of a common Village Health Plan?(P)		
5	Has the working of VHSC been integrated with the panchayat in maintaining village level data?(P)		
6	Has the working of VHSC been integrated with the panchayat in spending untied funds for unanticipated expenses? (I)		
7	Has the working of VHSC been integrated with the panchayat in selection of ASHA workers?(I)		
8	Has the working of VHSC been integrated with the panchayat in periodic monitoring of the Village Health Plan?(S)		
9	Does the Panchayat provide additional resources for improving the PHC sub centre? (I)		
10	Does the Panchayat provide additional resources for improving the PHC ?(I)		
11	Has a community based participatory management system been established for the PHC like the Rogi Kalyan Samithi?(S)		
12	Is there a mechanism in the Panchayat planning process to integrate the NRHM interventions with those in drinking water, sanitation and nutrition?(P)		
13	Is there a mechanism for reporting the progress of NRHM interventions in the Gram Sabha?(S)		

### B. Sarva Siksha Abhiyan

S No	Question [Group : Supervision (S), Planning (P), Integration (I)]	Responses [Yes/ No]	Remarks <sup>12</sup>
1	Has the Village Education Committee (VEC) been established in the Panchayat?(S)		

<sup>11</sup> If Response in column 3 is "Yes", then provide details of State Guideline Order No/ Circular No and date in column 4 as remarks.

<sup>12</sup> If Response in column 3 is "Yes", then provide details of State Guideline Order No/ Circular No and date in column 4 as remarks.



S No	Question [Group : Supervision (S), Planning (P), Integration (I)]	Responses [Yes/ No]	Remarks <sup>12</sup>
2	Is the VEC integrated with the Panchayat with the Sarpanch or a member of GP chairing the committee?(I)		
3	Is the VEC integrated with the Panchayat Education Standing Committee?(I)		
4	Has the working of VEC been integrated with the panchayat in preparation of a common Village Education Intervention Programme?(P)		
5	Has the working of VEC been integrated with the panchayat in improving enrolment?(P)		
6	Has the working of VEC been integrated with the panchayat in spending SSA funds? (I)		
7	Has the working of VEC been integrated with the panchayat in identifying voluntary manpower for improving school functioning?(I)		
8	Has the working of VEC been integrated with the panchayat in periodic monitoring of the Village Education Intervention Programme?(S)		
9	Does the Panchayat provide additional resources for improving the school Infrastructure?(I)		
10	Does the Panchayat provide additional resources for educational material? (I)		
11	Does the Panchayat provide additional resources for meeting salary of teachers?(I)		
12	Has a community based participatory management system been established for the School like the School Management Committee or Parent Teacher Association?(S)		
13	Is there a mechanism in the Panchayat planning process to integrate the SSA interventions with those in sanitation and nutrition?(P)		
14	Is there a mechanism for reporting the progress of SSA interventions in the Gram Sabha?(S)		

C. Total Sanitation Campaign/Nirmal Bharat Abhiyan/ Swacha Bharat Abhiyan

S No	Question [Group : Supervision (S), Planning (P), Integration (I)]	Responses [Yes/ No]	Remarks <sup>13</sup>
1	Has the Village Sanitation Committee (VSC) been established?(S)		
2	Is the VSC integrated with the Panchayat with the Sarpanch or a member of GP chairing the committee?(I)		
3	Is the VSC integrated with the Panchayat Health Standing Committee?(I)		

<sup>13</sup> If Response in column 3 is "Yes", then provide details of State Guideline Order No/ Circular No and date in column 4 as remarks.

S No	Question [Group : Supervision (S), Planning (P), Integration (I)]	Responses [Yes/ No]	Remarks <sup>13</sup>
4	Has the working of VSC been integrated with the panchayat in preparation of a common Village Sanitation Intervention Programme?(P)		
5	Has the working of VSC been integrated with the panchayat in improving coverage?(I)		
6	Has the working of VSC been integrated with the panchayat in spending TSC/NBA/SBA funds? (I)		
7	Has the working of VSC been integrated with the panchayat in periodic monitoring of the sanitation plan?(S)		
8	Does the Panchayat provide additional resources for construction of toilets(I)		
9	Does the Panchayat provide additional resources for educational material? (I)		
10	Is there a mechanism in the Panchayat planning process to integrate the TSC/NBA/SBA interventions with those in drinking water, housing and construction of toilets in schools and anganwadi?(P)		
11	Is there a mechanism for reporting the progress of TSC/NBA/SBA interventions in the Grama Sabha?(S)		

#### D. National Rural Livelihood Mission

S No	Question [Group : Supervision (S), Planning (P), Integration (I)]	Responses [Yes/ No]	Remarks <sup>14</sup>
1	Is there a Village Federation (VLF) of SHGs co-terminus with the GP(S)		
2	Has the working of VLF been integrated with the panchayat in preparation of a common Village Poverty Eradication Programme/Livelihood improvement plan?(I)		
3	Has the working of VLF been integrated with the panchayat in improving coverage of SHGs?(I)		
4	Has the working of VLF been integrated with the panchayat in spending NRLM funds? (I)		
5	Has the working of VLF been integrated with the panchayat in periodic monitoring of the Poverty Eradication Programme in the Village? (P)		
6	Does the Panchayat provide additional resources for Poverty Eradication(I)		

<sup>14</sup> If Response in column 3 is "Yes", then provide details of State Guideline Order No/ Circular No and date in column 4 as remarks.

S No	Question [Group : Supervision (S), Planning (P), Integration (I)]	Responses [Yes/ No]	Remarks <sup>14</sup>
7	Does the Panchayat provide additional resources for the Skill Building Programmes? (I)		
8	Is there a mechanism in the Panchayat planning process to integrate the NRLM interventions with those in drinking water, housing, nutrition, sanitation, health and Skill building?(P)		
9	Is there a mechanism for reporting the progress of NRLM interventions in the Gram Sabha?(S)		

E. Mahatma Gandhi National Rural Employment Guarantee Act

S No	Question [Group : Super vision (S), Planning (P), Integration (I)]	Responses [Yes/ No]	Remarks <sup>15</sup>
1	Is there a practice of preparing labour budgets in the Panchayat (P)		
2	Is there a practice of GP approving labour budgets (S)		
3	Is there a practice of preparing a shelf of projects in the Panchayat (P)		
4	Is the NREGA programme integrated with low cost housing programme for marginalised and poor (I)		
5	Is the NREGA programme integrated with horticultural activities of small and marginal farmers (I)		
6	Is the NREGA programme integrated with maintenance of existing community assets(I)		
7	Is the NREGA programme used for new community assets (P)		
8	Is there a mechanism for social audit of NREGA programme (S)		
9	Is there a mechanism of placing Social Audit Reports of NREGA in GP (S)		

<sup>15</sup> If Response in column 3 is "Yes", then provide details of State Guideline Order No/ Circular No and date in column 4 as remarks.

### 23. Functioning of Local Institutions

Details of local institutions which are under full control of Panchayat only-  
Anganwadi, Schools, Hospitals or institutions relating to drinking water and sanitation  
[Repeat for every local institution by adding additional pages]

S No	Theme	Details
I.	Name of local institution	
II.	Coverage of population	

III.	Details of functionaries	Recruiting Authority	Authority paying salary	Sanctioned Strength		Vacancies		Actual Strength		Nature of Responsibilities			Aspects of control by the District Panchayat [Administrative- (Leave/Transfer), Functional, Disciplinary, Others-specify <sup>16</sup> ]
				Regular	Contract	Regular	Contract	Regular	Contract	Non-Scheme related	Scheme related	Both	
a.													
b.													
c.													
d.													
e.													
f.													
g.													
h.													
i.													
j.													
k.													
l.													
m.													
n.													
o.													

<sup>16</sup> Use L, T, F, D and O as codes; if O specify control group.

IV.	Details of vertical linkages if any for financial technical aspects	Name of Agencies linked	Norms for linkages (above what level who decides etc.)
1.	Financial sanction		
2.	Technical sanction		

	Question	Response
V.	Mechanisms of monitoring of services	
a)	Is there a clear accountability mechanism for delivery of developmental services fixed by the panchayat?	
b)	Is there a periodic mechanism for supervision of Developmental Services, if Yes periodicity?	
VI.	Mechanisms of supervision of functions	
a)	Is there a periodic reporting system to the panchayat?	
b)	Are there periodicals designed?	
c)	Is there a regular institutional mechanism of supervision of functions? If Yes Details.	
VII.	Details of any institutional mechanisms for beneficiary /user / citizen feedback	
a)	Is there a citizen charter	
b)	Is there a report card	
c)	Is there a media watch and response mechanism	
VIII.	Details of any institutional mechanisms for beneficiary/user/citizen involvement in management	
a)	Is there a participatory forum?	
b)	Is it involved in monitoring quality of services	
c)	Major interventions	
d)	Pending issues	

24. Details of Governance, Systems of accounting etc.

S No	Theme	Details
I.	Details of Panchayat Office	
	No of building blocks	
	No of floors for main building	
	Total floor Area (Sq.M)	
II.	Details of amenities available. [Indicate which of the following are available]	
	Conference Hall	
	Electricity	
	Fax	
	Telephone	
	Photocopier	
	Computer	
	Laptop	
	Local Area Network	
	Internet	
	Wi Fi	
III.	Details of website	
	Does the panchayat have a website?	
	If there is a website, what is the URL?	
IV.	e-Panchayat	
	A. Accounting	
	(i) Does the panchayat use PRIA soft or state developed applications for accounting	
	(ii) Name of the application suite if state suite	
	(iii) No. of years accounting application is in operation	
	(iv) receipts during 2014-15 captured in accounting application	
	(v) Opening balance during 2014-15 captured in accounting application	
	(vi) Closing balance during 2014-15 captured in accounting application	
	(vii) Expenditure during 2014-15 captured in the accounting application	
	(viii) Total fund flow during the year 2014-15 captured in the application R+E	
	(ix) Are computer generated accounts used by auxiliary audit (Department of Local Fund Audit)	
	B. Electronics service delivery	
	(i) What are the relevant acts related to service delivery	

S No	Theme	Details
	(ii) What are the services that panchayats have been mandated to provide to	
	a. Citizen	
	b. Business	
	c. Others (Specify)	
	(iii) What are the services among (ii) above that panchayats are providing to	
	a. Citizen	
	b. Business	
	c. Others (Specify)	
	(iv) What are the online services among (ii) above that panchayats are providing to	
	a. Citizen	
	b. Business	
	c. Others (Specify)	
	(v) For these online services are the transactions fully electronic or not	
	a. Citizen	
	b. Business	
	c. Others (Specify)	
	(vi) Payment gateway / Direct beneficiary transfer	
	a. Is payment gateway used for service delivery	
	b. Revenue collected through payment gateway	
	2012-13	
	2013-14	
	2014-15	
	c. Is direct beneficiary transfer (DBT) facility availed for pensions	
	d. Quantum of pensions / subsidies / scheme amounts distributed through DBT	
	2012-13	
	2013-14	
	2014-15	
	e. Is the accounting application integrated with	
	(i) Payment Gateway	
	(ii) Direct Beneficiary Transfer System	
	(iii) Treasury accounting system	

S No	Theme	Details	
	(iv) Public Financial Management Systems (PFMS)/ Centre plan Schemes monitoring system (CPSMS)		
	C. Common service centres		
	(i). Are CSC's co-located in the panchayat		
	(ii) Is there integrated functioning with CSC / other citizen centric service centres		
	a. Electronic sharing of services		
	b. Fully integrated services		
	D. Information Technology Literacy		
	(i) How many functionaries are computer literate		
	a. GP Functionaries		
	b. Elected representatives		
	(ii) How where the functionaries trained (Own / hands on training by teachers/ distance mode)		
	(iii) Who has imparted training (Panchayat/ Panchayat raj dept/ IT dept/ Private agency / others)		
	(iv) Was SATCOM used for training		
	E. Power condition in Panchayat		
	(i) Is there an uninterrupted power supply for computers/ Laptops		
	(ii) Capacity of UPS		
	(iii) No. of hours of backup?		
	(iv) Daily hours of usual power availability during office hours		
	(v) Frequency of blackouts a week	Min	Max
	a. Daily		
	b. Once a week		
	c. Twice a week		
	d. Thrice a week		
	e. Others		
	(vi) Is there generator backup		
	F. Others.		
	a. Are there laptops available		
	b. How many laptops are available		
	c. How many desktops are available		
	d. What is the mechanism of internet connection		
	1. Dial up Line		



S No	Theme	Details
	2 Leased line	
	3. DSL / ADSL	
	4. VSAT	
	5. Data card	
	6 WiFi Hot spot	
	7 Mobile hot spot	
	8. Others	
V.	Gram Panchayat Development Plan (GPDP) Preparation	
	What is the mechanism for plan preparation for Fourteenth Finance Commission (FFC) Grant? (Yes/No) Add Field Notes.	
	1. Participative needs assessment	
	2. Detailed GP plan preparation	
	a. FFC Grant only	
	b. FFC Grant + Own fund	
	c. FFC Grant + Own fund + MGNREGA	
	d. FFC + Own fund + MGNREGA+SSS+CSS	
	3. How is GPDP plan supported by the state	
	(i) Capacity building (tick all levels that apply)	
	a. GP Level	
	b. GP cluster level	
	c. BP level	
	d. District Level	
	e. State Level	
	(ii) Environment building (tick all levels that apply)	
	a. GP Level	
	b. GP cluster level	
	c. BP level	
	d. District Level	
	e. State Level	
	(iii) Technical support (tick all that apply)	
	a. Budget	
	b. Plan Preparation	
	c. Implementation	
	(iv) Monitoring System (tick all that apply)	
	a. In place already	
	b. Not available	

S No	Theme	Details
VI.	Innovations	
	1. Innovations in zero cost projects	Estimated value in lakh of rupees
	a. 2012-13	
	b. 2013-14	
	c. 2014-15	
	2. Innovations in resource mobilisation	Additional resource value in lakh of rupees
	a. 2012-13	
	b. 2013-14	
	c. 2014-15	
	3. Innovations in expenditure control	Value saved in lakh of rupees
	a. 2012-13	
	b. 2013-14	
c. 2014-15		
VII.	Details of important documents maintained in the office (list important Registers relating to minutes, beneficiary particulars, projects etc.	
	List	Remarks of inspection relating to upkeep, completeness & updating
	Minutes of Gram sabha	
	Minutes of Panchayat committee	
	Beneficiary lists	
	Project Register	
VIII.	Systems for upkeep of minutes of meeting of panchayat committee	
	Who is responsible for preparing the draft minutes?	
	Who finalises the minutes and how?	
	Is the minutes recorded in a minutes book	
IX.	Mechanisms for upkeep of electronic records	
	Is there software for tracking and storage of electronic records?	
	Who updates the transactions in the application?	
	How frequent are transactions updated?	
	Is past data before the introduction of the application integrated?	
X.	Systems for maintenance and display of beneficiary records (If different systems exist for different types of beneficiaries details may be captured)	
	What is the mechanism for maintaining beneficiary Records?	
	How is beneficiary particulars updated?	
	Is there a mechanism of publishing beneficiary list for validation and transparency?	

S No	Theme	Details
XI.	Systems for upkeep of records of Gram Sabha	
	Is there a mechanism of video documentation?	
	Who prepares the draft minutes?	
	Who approves the minutes?	
	Who maintains the minutes?	
XII.	Systems for Budget	
	How are unit rates arrived at?	
	How is detailed budget prepared?	
	Who prepares budget?	
	Is budget revised mid-year	
	Who approves the budget?	
	Who approves the revised budget?	
XIII.	Systems for upkeep of accounts	
	Who is responsible for maintenance of vouchers?	
	Which are the books of accounts maintained?	
	Who prepares the extract of accounts?	
	What is the supervisory mechanism in accounting?	
XIV.	System of computerized accounting	
	Is there a system of computerized accounting?	
	Who updates the transactions in the application?	
	How frequent are transactions updated?	
	Is past data before the introduction of the application integrated?	
XV.	Mechanisms for approval of accounts statement	
	Who prepares extract of accounts?	
	What is the mechanism of authentication or audit?	
	What is the process of approval of the account statements?	
XVI.	Mechanisms for certification of records of projects implemented	
	Who prepares the extract of details to be certified?	
	How is field verification done?	
	Who prepares the report of field verification?	
XVII.	Mechanisms of disclosure of accounts and their publishing	
	Is there a mechanism of disclosure of statement of accounts?	
	Which is the latest statement available in public domain?	

S No	Theme	Details
	Is there a mechanism of publishing the statement on the web?	
	Which is the latest statement available in web?	
XVIII.	Mechanisms of auxiliary audit by the dept.	
	Is there a mechanism of auxiliary audit?	
	Who organises auxiliary audit?	
	How frequent is auxiliary audit done?	
	What is the mechanism of reporting?	
	How is compliance ensured?	
XIX.	Mechanisms of external audit by CAG or by Audit commission audit	
	Is there a mechanism of external audit?	
	Who organises external audit?	
	How frequent is external audit done?	
	What is the mechanism of reporting?	
	How is compliance ensured?	
XX.	Mechanisms of performance audit	
	Is there a mechanism of performance audit?	
	Who organises performance audit?	
	How frequent is performance audit done?	
	What is the mechanism of reporting?	
	How is compliance ensured?	
	What are the supervisory control mechanisms?	
	What are the disclosure mechanisms?	
XXI.	Mechanisms of social audit	
	Is there a regular mechanism in place for social audit?	
	What is the mechanism for disclosure of findings?	
	What is the mechanism for following upon findings?	
XXII.	Other Mechanisms for mandatory disclosure and transparency (Items covered under Mandatory Reporting to Gram Sabha)	
	Item	Frequency
	Plan	
	Budget	
	Beneficiaries	
	Expenditure Statement	
	Social audit report	
	Other (specify)	

XXIII.	Details of Gram sabha meetings 2012-13								
	S No	Electorate Particulars				Participation Particulars			
		Total	SC	ST	Women	Total	SC	ST	Women
	1								
	2								
	3								
4									
	Details of Gram sabha meetings 2013-14								
	S No	Electorate Particulars				Participation Particulars			
		Total	SC	ST	Women	Total	SC	ST	Women
	1								
	2								
	3								
4									
	Details of Gram sabha meetings 2014-15								
	S No	Electorate Particulars				Participation Particulars			
		Total	SC	ST	Women	Total	SC	ST	Women
	1								
	2								
	3								
4									

XXIV.	Is there any special effort to improve participation of marginalized groups in Gram sabha (Yes/ No)		
	If Yes elaborate	Category	Efforts
		SC	
		ST	
		Women	
		Others	

XXV.	Training of Elected Representatives and Officials				
	Level and Year	Total Number of		Number Trained	
		Elected Representatives	Panchayat Officials	Elected Representatives	Panchayat Officials
	2012-13				
	2013-14				
	2014-15				

XXVI.	Elected Representatives trained in 2012-13:	Women			Men		
		SC	ST	General	SC	ST	General
	Elected Representatives trained in 2013-14:	Women			Men		
		SC	ST	General	SC	ST	General
	Elected Representatives trained in 2014-15:	Women			Men		
		SC	ST	General	SC	ST	General

**25. Interaction with Sarpanch and Panchayat elected members (Repeat three times)**

I) Name of Elected Representative:

Category (Sarpanch /Women representative /SC representative/ Other):

II) Assessment of functioning of the panchayat

		Drinking Water	Sanitation	Health	Education	Nutrition	Basic services	Remarks
1	Clear functional domain without overlap of departments and institutions	Yes/ No	Yes/ No	Yes/ No	Yes/ No	Yes/ No	Yes/ No	
2	Clear functional domain with integration and functional control over local institutions	Yes/ No	Yes/ No	Yes/ No	Yes/ No	Yes/ No	Yes/ No	
3	Clear functional domain with integration and functional control over SSS	Yes/ No	Yes/ No	Yes/ No	Yes/ No	Yes/ No	Yes/ No	
4	Clear functional domain with integration and functional control over CSS	Yes/ No	Yes/ No	Yes/ No	Yes/ No	Yes/ No	Yes/ No	
5	Has sufficient functional freedom and does not require technical sanctions	Yes/ No	Yes/ No	Yes/ No	Yes/ No	Yes/ No	Yes/ No	

		Drinking Water	Sanitation	Health	Education	Nutrition	Basic services	Remarks
6	Has sufficient functional freedom and does not require financial sanction if funds are available with PRI	Yes/ No	Yes/ No	Yes/ No	Yes/ No	Yes/ No	Yes/ No	
7	Department and local institution functionaries under functional control	Yes/ No	Yes/ No	Yes/ No	Yes/ No	Yes/ No	Yes/ No	
8	SSS scheme functionaries under functional control	Yes/ No	Yes/ No	Yes/ No	Yes/ No	Yes/ No	Yes/ No	
9	CSS scheme functionaries under functional control	Yes/ No	Yes/ No	Yes/ No	Yes/ No	Yes/ No	Yes/ No	
10	Has enough funds for meeting local demands	Yes/ No	Yes/ No	Yes/ No	Yes/ No	Yes/ No	Yes/ No	
11	Has sufficient functional freedom and panchayat committee can take all decisions at the committee level	Yes/ No	Yes/ No	Yes/ No	Yes/ No	Yes/ No	Yes/ No	
12	SSS scheme funds integrated with PRI	Yes/ No	Yes/ No	Yes/ No	Yes/ No	Yes/ No	Yes/ No	
13	CSS scheme funds integrated with PRI	Yes/ No	Yes/ No	Yes/ No	Yes/ No	Yes/ No	Yes/ No	
14	Has control over resource allocation of SSS received by local institution	Yes/ No	Yes/ No	Yes/ No	Yes/ No	Yes/ No	Yes/ No	
15	Has control over resource allocation of CSS received by local institution	Yes/ No	Yes/ No	Yes/ No	Yes/ No	Yes/ No	Yes/ No	
16	Is there sufficient expenditure authorisation for the panchayat committee	Yes/ No	Yes/ No	Yes/ No	Yes/ No	Yes/ No	Yes/ No	

III)	Which are the five areas in which the panchayat has to improve? Which are the steps proposed for improvement?
1	
2	
3	
4	
5	
IV)	Which are the five areas in which you are satisfied with the existing Panchayat Raj system in the State and your panchayat can serve as a model for other panchayats in the State or elsewhere
1	
2	
3	
4	
5	

V)	Review of Gram Sabha processes			
1	5 Gram sabha Participants	Yes	No	Don't know
	i) Is the budget of the panchayat placed in Gram Sabha			
	ii) Is the panchayat expenditure statement placed in Gram Sabha			
	iii) Are beneficiary list approved in Gram Sabha			
	iv) Are Social Audit Report placed in Gram Sabha			
	v) Does the Gram Sabha approve MGNREGA labour budget			
	vi) Does the Gram Sabha approve MGNREGA shelf of projects			
2	5 Non Gram Sabha participants from electoral roll			
	i) Is the budget of the panchayat placed in Gram Sabha			
	ii) Is the panchayat expenditure statement placed in Gram Sabha			
	iii) Are beneficiary list approved in Gram Sabha			
	iv) Are Social Audit Report placed in Gram Sabha			
	v) Does the Gram Sabha approve MGNREGA labour budget			
	vi) Does the Gram Sabha approve MGNREGA shelf of projects			



## Code List (Gram Panchayat)

### 1. State codes

S No	Name of State /Union territory	Type of federal unit	State Code
1	Andhra Pradesh	State	28
2	Arunachal Pradesh	State	12
3	Assam	State	18
4	Bihar	State	10
5	Chhattisgarh	State	22
6	Goa	State	30
7	Gujarat	State	24
8	Haryana	State	6
9	Himachal Pradesh	State	2
10	Jammu and Kashmir	State	1
11	Jharkhand	State	20
12	Karnataka	State	29
13	Kerala	State	32
14	Madhya Pradesh	State	23
15	Maharashtra	State	27
16	Manipur	State	14
17	Meghalaya	State	17
18	Mizoram	State	15
19	Nagaland	State	13
20	Odisha	State	21
21	Punjab	State	3
22	Rajasthan	State	8
23	Sikkim	State	11
24	Tamil Nadu	State	33
25	Telangana	State	36
26	Tripura	State	16
27	Uttar Pradesh	State	9
28	Uttarakhand	State	5
29	West Bengal	State	19
30	Andaman And Nicobar Islands	Union Territory	35
31	Chandigarh	Union Territory	4
32	Dadra and Nagar Haveli	Union Territory	26
33	Daman and Diu	Union Territory	25
34	Lakshadweep	Union Territory	31
35	NCT of Delhi	Union Territory	7
36	Puducherry	Union Territory	34

2. List of institutions handling constitutionally mandated functions at the PRI level

S No	Code	Name of Local Institution
1	01	Krishi Bhavan
2	02	Veterinary Sub Centre
3	03	Veterinary Dispensary
4	04	Veterinary Hospital
5	05	Integrated Cattle Development Program sub-centers
6	06	Lower Primary Schools
7	07	Day Care Centers
8	08	Anganawadis
9	09	Balawadies of SC Department
10	10	Balawadi cum feeding centers of SC Department
11	11	Seasonal day care centers of SC Department
12	12	Dormitories of SC Department
13	13	Balawadies of ST Department
14	14	Medical units of ST Department
15	15	Nursery Schools of ST Department
16	16	Midwifery Centers of ST Department
17	17	Ayurvedic Dispensaries of ST department
18	18	Primary Health Centre Sub Centre
19	19	Government Allopathic Dispensary
20	20	Primary Health Centre
21	21	Government Homoeo dispensary
22	22	Government Homoeo hospital
23	23	Government Ayurvedic dispensary
24	24	Government Ayurvedic hospital
25	99	Others (Specify if any)

3. Relationship with the local Institution

S No	Code	Relation
1	01	Totally separate
2	02	PRI has recommendatory powers
3	03	PRI provides from its budget a portion of the development fund of the institution and controls related activities
4	04	PRI provides all or major share of the developmental expenses and has full functional control over the activities
5	05	Others (specify)

4. Centrally Sponsored Schemes (Fully supported or Changed sharing pattern)

a. Schemes fully supported by Union Government

S No	Code	Name of Scheme
1	01	Mahatma Gandhi National Rural Employment Guarantee Scheme (MGNREGA)
2	02	Multi-Sectoral Development Programme for Minorities (MSDP)
3	03	Pre-Matric scholarship for children of those engaged in unclean occupation
4	04	Scholarship Schemes (Post and Pre-Matric) for SC, ST and OBCs
5	05	Support for machinery for Implementation of Protection of Civil Rights Act, 1955 and Prevention of Atrocities Act, 1989
6	06	National Programme for Persons with Disabilities
7	07	Scheme for providing Education to Minorities
8	08	Umbrella Scheme for education of ST children
9	09	Indira Gandhi Matritva Sahyog Yojana (IGMSY)
10	010	Integrated Child Protection Scheme (ICPS)
11	011	Rajiv Gandhi Scheme for Empowerment of Adolescent Girls (RGSEAG)-SABLA
12	012	National Nutrition Mission
13	013	Scheme for Protection and Development of Women
14	014	Assistance for Schemes under Proviso (i) to article 275 (1) of the Constitution for welfare of scheduled tribes and for raising the level of administration of scheduled areas.
15	015	Special Central Assistance to Tribal Sub-plan
16	016	Sarva Shiksha Abhiyaan (Financed from Education Cess)
17	017	Mid Day Meal
18	018	Schemes of North Eastern Council
19	019	Special package for Bodoland Territorial Council
20	020	National Social Assistance Programme (NSAP) including Annapurna
21	021	Grants from Central Pool of Resources for North Eastern Region and Sikkim
22	022	Social Security for Unorganized Workers Scheme
23	023	Support to Educational Development including Teacher Training and Adult Education
24	024	Border Area Development Programme
25	025	Member of Parliament Local Area Development Scheme (MPLADS)
26	026	Cess backed allocation for Pradhan Mantri Gram Sadhak Yojana (PMGSY)
46	046	Others (Specify)

b. Schemes run with the Changed Sharing Pattern

S No	Code	Name of Scheme
27	027	Cattle Development
28	028	Mission for Integrated Development of Horticulture
29	029	Rashtriya Krishi Vikas Yojana

S No	Code	Name of Scheme
30	030	National Livestock Mission
31	031	National Mission on Sustainable Agriculture
32	032	Dairy Vikas Abhiyaan
33	033	Veterinary Services and Animal Health
34	034	National Rural Drinking Water Programme
35	035	Swaccha Bharat Abhiyaan (Rural and Urban)
36	036	National Afforestation Programme
37	037	National Plan for Conservation of Aquatic Eco-system (NPCA)
38	038	National AIDS and STD Control programme
39	039	National health Mission
40	040	Rashtriya Madhyamik Shiksha Abhiyaan (RMSA)
41	041	National Rural Livelihood Mission (NRLM)
42	042	Rural Housing-Housing for All
43	043	Integrated Child Development Service
44	044	Rajiv Gandhi Khel Abhiyan (RGKA) (erstwhile Panchayat Yuva Krida aur Khel Abhiyan (PYKKA)
45	045	PMKSY (including Watershed programme and micro irrigation)
47	047	Others (Specify)

#### 5. Category of Reservation

S No	Code	Category of Reservation
1	01	General
2	02	Woman (W)
3	03	Scheduled Caste (SC)
4	04	Scheduled Caste Woman (SCW)
5	05	Scheduled Tribe (ST)
6	06	Scheduled Tribe Woman (STW)
7	07	Other Backward Caste (OBC)
8	08	Other Backward Caste Woman (OBCW)
9	09	Others (specify)

#### 6. Functions listed in the Eleventh Schedule

S.No.	Functions
1	Agriculture, including agricultural extension.
2	Land improvement, implementation of land reforms, land consolidation and soil conservation.
3	Minor irrigation, water management and watershed development.
4	Animal husbandry, dairying and poultry.
5	Fisheries.
6	Social forestry and farm forestry.

S.No.	Functions
7	Minor forest produce.
8	Small scale industries, including food processing industries.
9	Khadi, village and cottage industries.
10	Rural housing.
11	Drinking water.
12	Fuel and fodder.
13	Roads, culverts, bridges, ferries, waterways and other means of communication.
14	Rural electrification, including distribution of electricity.
15	Non-conventional energy sources.
16	Poverty alleviation programme.
17	Education, including primary and secondary schools.
18	Technical training and vocational education.
19	Adult and non-formal education.
20	Libraries.
21	Cultural activities.
22	Markets and fairs.
23	Health and sanitation, including hospitals, primary health centres and dispensaries.
24	Family welfare.
25	Women and child development.
26	Social welfare, including welfare of the handicapped and mentally retarded.
27	Welfare of the weaker sections, and in particular, of the Scheduled Castes and the Scheduled Tribes.
28	Public distribution system.
29	Maintenance of community assets.

#### 7. Code of Functionaries

S No	Code	Designation of Functionary
Agriculture		
1	01	Agricultural officer
2	02	Agricultural Assistant
Animal Husbandry		
3	03	Veterinary Surgeon
4	04	Livestock Inspector
Dairy Development		
5	05	Dairy Development Inspector
Fisheries		
6	06	Fisheries sub Inspector
Rural Development		
7	07	Village Extension Officers
8	08	Lady Village Extension Officer
Social Welfare		
9	09	ICDS Supervisor

S No	Code	Designation of Functionary
10	010	Anganwadi Worker
11	011	Anganwadi Helper
Scheduled Castes		
12	012	Balawadi Teacher
13	013	Teacher cum Warden
Scheduled Tribes		
14	014	Nursery School Teacher
15	015	Midwife
16	016	Medical Officer(Siddha)
17	017	Medical Officer(Unani)s
18	018	Lady Health Worker(Siddha)
19	019	Lady Health Worker(Unani)
20	020	Pharmacist (Siddha))
21	021	Pharmacist(Unani)
22	022	Tribal Extension Officer
23	023	Medical Officer (Ayurveda)
24	024	Lady Health Worker(Ayurveda)
25	025	Pharmacist(Ayurveda)
Health Services		
26	026	Auxiliary Nurse Mid Wife
27	027	Male Health Worker
28	028	Lady Health Worker
29	029	Medical Officer
30	030	Pharmacist
31	031	Health Assistant Male
32	032	Health Assistant Female
33	033	Lab Assistant
Homoeo		
34	034	Medical Officer (Homoeo)
35	035	Pharmacist (Homoeo)
36	036	Nurse (Homoeo)
Ayurveda		
37	037	Medical Officer(Ayurveda)
38	038	Pharmacist(Ayurveda)
39	039	Nurse(Ayurveda)
Public Works Department		
40	040	Assistant Engineer
41	041	Overseer
42	042	Draftsman
Irrigation		
43	043	Assistant Engineer
44	044	Overseer
45	045	Draftsman
Education		

S No	Code	Designation of Functionary
46	046	Primary School Teacher
47	047	Primary School Head Master
Various Departments		
48	048	Clerk
49	049	Typist
50	050	Peon
51	051	Driver
52	052	Part time sweeper
53	053	Ayah
54	054	Contingent employees
Others		
55	055	Others (Specify if any)
Grama Panchayat		
56	056	Secretary
57	057	Junior Superintendent
58	058	Head Clerk
59	059	Upper Division Clerk
60	060	Lower Division Clerk
61	061	Accountant
62	062	Junior Engineer
63	063	Technical Assistant
64	064	Data Entry Operator
65	065	Others (Specify if any)

#### 8. Role of Panchayat in implementation

S No	Code	Role of Panchayat
1	01	Promotional activities only
2	02	Recommendation of beneficiaries only/Project site.
3	03	Deciding on beneficiaries/project site/certification of project completion and expense.
4	04	Full decision making powers covering selection of beneficiary, selecting project site, deciding on methodology, allocation of functionary, allocation of resources and approval of expenditure
5	05	Others (Specify if any)

#### 9. Sources of Taxes of Gram Panchayat

Code	Item of Tax
01	Property tax on land and/or buildings (House tax)
02	Taxes on Profession, Trades and callings
03	Toll on persons, vehicles & animals
04	Tax on sale of firewood and thatch, conservancy and slaughterhouses
05	Tax on Private haat and private fisheries
06	Tax on Shops, pharmacies, workshops etc.
07	Tax on cultivable land lying fallow for more than 2 years

Code	Item of Tax
08	Cess or fee on registration of cattle sold
09	Cess or fee on license for starting tea stall, hotels and restaurants
10	Tax/Cess on cycles, carts, boats, rickshaw, vehicle drawn by animals
11	Tax on entertainment other than cinematograph shows
12	Tax on advertisement and hoardings
13	Lighting tax/rate
14	Drainage Tax
15	Octroi (other than on petroleum products)
16	Garbage disposal tax
17	Pilgrim tax
18	Octroi on animals, goods
19	Tax on fairs, festivals and other entertainment
20	Tax on vehicles, boats, animals
21	Toll on animals and vehicles
22	Additional Stamp duty
23	Conservancy tax
24	Duty on Transfer of Property
25	Entertainment tax/duty
26	General/special sanitary cess
27	Land conversion cess
28	Service tax for sanitation, water supply, scavenging, street lighting & drainage
29	Tax on agricultural land for specific purpose
30	Tax on cinemas & theatre
31	Tax on commercial crops
32	Tax on dogs kept
33	Tax on gharats, rice husking mills, brick kiln, oil mills
34	Tax on hawkers, pheriwalas
35	Tax on person exposing goods for sale in markets, hats, or melas
36	Tax on vehicles other than motor vehicles
37	Tax on works of public utility (i.e. on adult male members of sabha area for construction of public work of general utility)
38	Toll on ferry established or run by GP
39	Toll on persons, animals, Vehicles on toll bar established by GP and or on roads (other than kutchra), bridges under GP
40	Water tax
41	Royalty on minor minerals and metals
42	Forest revenue
43	Levy on agricultural land
44	Road Tax



Code	Item of Tax
45	Market Tax
46	Motor vehicle Tax
99	Others(Specify if any)

#### 10. Sources of Non-Tax in Gram Panchayat

Code	Item
1	Fee for providing sanitary arrangement in places of worship, fairs & melas
2	Water rate for supply of water for drinking, irrigation etc
3	Lighting rate/fees
4	Conservancy rate/fees
5	Fees on license on running trade
6	Fee on registration of vehicles (those not registered under any other law)
7	Pilgrimage fee
8	Market fee
9	Fee on registration of cattle/animals sold
10	Fees on buses and taxis, auto stand, car stand
11	Fees on grazing cattle on grazing lands
12	Fee on sale of goods in fairs, markets, festivals
13	Fee on cart stand, tonga stand
14	Fee for temporary erection or putting a projection on public street or land
15	Fee for the use of slaughter house, encamping grounds
16	Fee for temporary occupation of village sites, roads & other public places
17	Fee on tongas
18	Add a fee
19	Fee on cattle pounds
20	Fee for application of creation or re-creation of buildings
21	Service charges for toilet facilities, parking facilities etc
22	Fee for Dharamshalas, camping ground
23	Fee for drainage
24	Fees on registration for running trade, wholesale or retail
25	Fees on license on dogs, birds & other domestic pet
26	Drainage rate
27	Fees for use of burning ghat
28	Fees on registration for tube-wells fitted with motor-driven pump sets
29	Fees on plaints, petitions & other processes in suits and cases instituted before the Nyaya Panchayat
30	Others (Specify if any)

**SPECIAL MODULE ON PESA- District Panchayats**

1. Background Information.

1. Particular of reservation

1. Is the seat of Chairperson/sarpanch reserved for ST (Yes/No)
2. How many wards are there in the DP.
3. How many seats are reserved for STs.
4. Are there members nominated by the State government (Yes/No)
5. If yes furnish particulars.

2. Indicate the details of projects and institutions in the panchayat and record the extent of involvement by the District panchayat and the gram panchayat. (List details of projects in the jurisdiction of the DP during the last one-year in the relevant category. If the decision is not taken by DP, record reason. If the Gramasabha has discussed the projects completely and given its approval after their suggestions are incorporated record involvement as high, if the gramasabha was consulted and suggestions obtained but decision was taken by appropriate level of panchayat record control as medium if decision was taken at the appropriate level of panchayat with only intimation to gram sabha indicate as low. If decision is taken above GP record reasons).

S.No	Activity	Whether decision was taken by DP DP/Others (Specify)	Extent of involvement by the Gramsabha (High/Medium/low/others (Specify))	Remarks
1	Projects involving acquisition of tribal land			
2	Projects involving extraction of minor minerals			
3	Projects involving extraction of water			
4	Projects involving extraction of minor forest products			

S.No	Activity	Whether decision was taken by DP DP/Others (Specify)	Extent of involvement by the Gramsabha (High/Medium/low/others (Specify))	Remarks
5	Projects in sanitation			
6	Projects in drinking water			
7	Projects involving restoration of land alienation			
8	Projects requiring issue of prospecting licences			
9	Other projects involving development of the area			
10	Other projects for welfare of the community			

S.No	Activity	Whether decision was taken by DP DP/Others (Specify)	Extent of involvement by the Gramsabha (High/Medium/low/others (Specify))	Remarks
11	Projects relating to Centrally Sponsored Schemes- MGNREGA			
12	Projects relating to Centrally Sponsored Schemes- IAY			
13	Projects relating to Centrally Sponsored Schemes- Old age pension			
14	Projects relating to Centrally Sponsored Schemes- RKVY			
15	Projects relating to Centrally Sponsored Schemes- SBA			
16	Projects relating to Centrally Sponsored Schemes- NRHM			

S.No	Activity	Whether decision was taken by DP DP/Others (Specify)	Extent of involvement by the Gramsabha (High/Medium/low/others (Specify))	Remarks
17	Projects relating to Centrally Sponsored Schemes- NRLM			
18	Projects relating to Centrally Sponsored Schemes- SSA			
19	Projects relating to Centrally Sponsored Schemes- Others			

3. What is the role of the district panchayat in the matters listed below. Also indicate the details of the role played by gramasabha.

S No	Issue	Role of district panchayat or others	Role of Gramasabha (Yes/ Limited role/No Role/Others)	Remarks
1.	Acquisition of tribal land			
2.	Prevention of alienation of tribal land			
3.	Restoration of unlawfully alienated tribal land			
4.	Grant of prospecting license or mining lease for minor minerals			
5.	Extraction of minor minerals			
6.	Ownership of minor forest produce			
7.	Extraction of minor forest produce			

S No	Issue	Role of district panchayat or others	Role of Gramasabha (Yes/ Limited role/No Role/Others)	Remarks
8.	Planning and management of the minor water bodies			
9.	Extraction of water resources			
10.	Control of use of intoxicants			
11.	Establishing a liquor factory			
12.	Establishing liquor outlets			
13.	Control of private money lending			
14.	Control of private money lending to tribal families			
15.	Managing village markets			
16.	Restoration of disputes through customary methods			
17.	Supervision of land records maintained by village office			
18.	Approval of programmes and projects taken up for implementation by the various levels of panchayats in the area-Grama Panchayat			
19.	Approval of programmes and projects taken up for implementation by the various levels of panchayats in the area-Block Panchayat			
20.	Approval of programmes and projects taken up for implementation by the various levels of panchayats in the area-District Panchayat			
21.	Approval of TSP projects in the area-Grama Panchayat			
22.	Approval of TSP projects in the area-Block Panchayat			
23.	Approval of TSP projects in the area-District Panchayat			
24.	Approval of projects in rural			

S No	Issue	Role of district panchayat or others	Role of Gramasabha (Yes/ Limited role/No Role/Others)	Remarks
	housing			
25.	Approval of schemes in pension and social welfare sector			
26.	Identification and selection beneficiaries in projects under poverty alleviation programme			
27.	Identification and selection beneficiaries in projects under other programmes			
28.	Managing implementation of Public distribution scheme			
29.	Controlling institutions in various social sectors – Health			
30.	Controlling institutions in various social sectors - Education			
31.	Controlling institutions in various social sectors - Nutrition			
32.	Controlling institutions in various social sectors –Public distribution			
33.	Controlling functionaries in various social sectors – Health			
34.	Controlling functionaries in various social sectors - Education			
35.	Controlling functionaries in various social sectors - Nutrition			
36.	Controlling functionaries in various social sectors –Public distribution			
37.	Issuing approval of certificate of utilisation of			

S No	Issue	Role of district panchayat or others	Role of Gramasabha (Yes/ Limited role/No Role/Others)	Remarks
	funds in projects			
38.	Perusal of statutory audit reports			
39.	Perusal of follow up action on audit report			
40.	Perusal of social audit reports			
41.	Perusal of follow action on social audit reports			



## SPECIAL MODULE ON PESA- Block Panchayats

### 1. Background Information.

1. Enter the particulars Gram panchayat wise.

Name of the Gram Panchayat	Population			ST Population		
	M	F	Total	M	F	Total

Important tribes in the BP

2 List the important tribes in each Gram Panchayat and their categorisation

Name of the GP	Name of the tribe	Whether hill tribe group//semi nomadic group/Nomadic group

3. Particular of reservation

1. Is the seat of Chairperson/sarpanch reserved for ST (Yes/No)
2. How many wards are there in the GP.
3. How many seats are reserved for STs.
4. Are there members nominated by the State governments (Yes/No)
5. If yes furnish particulars of nominations.

2 Indicate the details of projects and institutions in the panchayat and record the extent of involvement by the block panchayat and the gramasabha in the respective area. (List details of projects in the jurisdiction of the BP during the last three years in the relevant category. If decision is not taken at BP record reasons. If the Gramasabha has discussed the projects completely and given its approval after their suggestions are incorporated record involvement as high, if the gramasabha

was consulted and suggestions obtained but decision was taken by appropriate level of panchayat record control as medium if decision was taken at the appropriate level of panchayat with only intimation to grama sabha indicate as low.If decision is taken above GP record reasons).

	Activity	Whether decision was taken by BP or at higher level of Panchayat (BP/DP/Others(Specify))	Extent of involvement by the Gramasabha (High/Medium/low/others(Specify))	Remarks
1	Projects involving acquisition of tribal land			
2	Projects involving extraction of minor minerals			
3	Projects involving extraction of water			
4	Projects involving extraction of minor forest products			
5	Projects in sanitation			
6	Projects in drinking water			
7	Projects involving restoration of land alienation			

	Activity	Whether decision was taken by BP or at higher level of Panchayat (BP/DP/Others(Specify))	Extent of involvement by the Gramasabha (High/Medium/low/others(Specify))	Remarks
8	Projects requiring issue of prospecting licences			
9	Other projects involving development of the area			
10	Other projects for welfare of the community			
11	Projects relating to Centrally Sponsored Schemes- MGNREGA			
12	Projects relating to Centrally Sponsored Schemes- IAY			
13	Projects relating to Centrally Sponsored Schemes- Old age pension			
14	Projects relating to Centrally			

	Activity	Whether decision was taken by BP or at higher level of Panchayat (BP/DP/Others(Specify))	Extent of involvement by the Gramasabha (High/Medium/low/others(Specify))	Remarks
	Sponsored Schemes- RKVY			
15	Projects relating to Centrally Sponsored Schemes- SBA			
16	Projects relating to Centrally Sponsored Schemes- NRHM			
17	Projects relating to Centrally Sponsored Schemes- NRLM			
18	Projects relating to Centrally Sponsored Schemes- SSA			
19	Projects relating to Centrally Sponsored Schemes- Others			

5. What is the role of the block panchayat in the matters cited in decision making Also indicate the details of the role played by gramasabha.

S No	Issue	Role of Block Panchayat /District Panchayat/Others	Role of Gramasabha (Yes/ Limited role/No Role/Others)	Remarks
1.	Acquisition of tribal land			
2.	Prevention of alienation of tribal land			
3.	Restoration of unlawfully alienated tribal land			
4.	Grant of prospecting license or mining lease for minor minerals			
5.	Extraction of minor minerals			
6.	Ownership of minor forest produce			
7.	Extraction of minor forest produce			
8.	Planning and management of the minor water bodies			
9.	Extraction of water resources			
10.	Control of use of intoxicants			
11.	Establishing a liquor factory			
12.	Establishing liquor outlets			
13.	Control of private money lending			
14.	Control of private money lending to tribal families			
15.	Managing village markets			
16.	Restoration of disputes through customary methods			
17.	Supervision of land records maintained by village office			
18.	Approval of programmes and projects taken up for implementation by the various levels of panchayats in the area-Grama Panchayat			
19.	Approval of programmes and projects taken up for implementation by the various levels of panchayats in the area-Block Panchayat			
20.	Approval of programmes and projects taken up for implementation by the various levels of panchayats			

S No	Issue	Role of Block Panchayat /District Panchayat/Others	Role of Gramasabha (Yes/ Limited role/No Role/Others)	Remarks
	in the area-District Panchayat			
21.	Approval of TSP projects in the area-Grama Panchayat			
22.	Approval of TSP projects in the area-Block Panchayat			
23.	Approval of TSP projects in the area-District Panchayat			
24.	Approval of projects in rural housing			
25.	Approval of schemes in pension and social welfare sector			
26.	Identification and selection beneficiaries in projects under poverty alleviation programme			
27.	Identification and selection beneficiaries in projects under other programmes			
28.	Managing implementation of Public distribution scheme			
29.	Controlling institutions in various social sectors – Health			
30.	Controlling institutions in various social sectors - Education			
31.	Controlling institutions in various social sectors - Nutrition			
32.	Controlling institutions in various social sectors –Public distribution			
33.	Controlling functionaries in various social sectors – Health			
34.	Controlling functionaries in various social sectors - Education			
35.	Controlling functionaries in various social sectors - Nutrition			

S No	Issue	Role of Block Panchayat /District Panchayat/Others	Role of Gramasabha (Yes/ Limited role/No Role/Others)	Remarks
36.	Controlling functionaries in various social sectors –Public distribution			
37.	Issuing approval of certificate of utilisation of funds in projects			
38.	Perusal of statutory audit reports			
39.	Perusal of follow up action on audit report			
40.	Perusal of social audit reports			
41.	Perusal of follow action on social audit reports			





**SPECIAL MODULE ON PESA- Gram Panchayats**

1. Background Information.

Enter the particulars tribal village wise.

Name of the tribal village	Population			ST Population		
	M	F	Total	M	F	Total

2. Important tribes in the GP

List the important tribes in each village and their categorisation

Name of the tribal village	Name of the tribe	Whether hill tribe group//semi nomadic group/Nomadic group

3. Distribution of ST population by tribal village across revenue village

Enter the particulars of population tribal village wise and revenue village wise to relate the distribution

Name of the tribal village	Name of the revenue village				Total
	(1)	(2)	(3)	(4)	

Name of the tribal village	Name of the revenue village				Total

4. Particular of reservation

1. Is the seat of Chairperson/sarpanch reserved for ST (Yes/No)
2. How many wards are there in the GP.
3. How many seats are reserved for STs.

5. Indicate the details of the various projects and institutions in the panchayat and record the extent of involvement by the gramasabha and the gram panchayat. (List details of projects in the jurisdiction of the GP during the last five years in the relevant category. If the Gramasabha has discussed the projects completely and given its approval after their suggestions are incorporated record involvement as high, if the gramasabha was consulted and suggestions obtained but decision was taken by appropriate level of panchayat record control as medium if decision was taken at the appropriate level of panchayat with only intimation to gram sabha indicate as low. If decision is taken above GP record reasons).

	Activity	Whether decision was taken by GP or at higher level of Panchayat (GP/BP/DP/Others (Specify))	Extent of involvement by the Gramasabha (High/Medium/low /others(Specify))	Remarks
1	Projects involving acquisition of tribal land			
2	Projects involving extraction of minor minerals			
3	Projects involving extraction of water			

	Activity	Whether decision was taken by GP or at higher level of Panchayat (GP/BP/DP/Others (Specify))	Extent of involvement by the Gramasabha (High/Medium/low /others(Specify))	Remarks
4	Projects involving extraction of minor forest products			
5	Projects in sanitation			
6	Projects in drinking water			
7	Projects involving restoration of land alienation			
8	Projects requiring issue of prospecting licences			
9	Other projects involving development of the area			
10	Other projects for welfare of			

	Activity	Whether decision was taken by GP or at higher level of Panchayat (GP/BP/DP/Others (Specify))	Extent of involvement by the Gramasabha (High/Medium/low /others(Specify))	Remarks
	the community			
11	Projects relating to Centrally Sponsored Schemes- MGNREGA			
12	Projects relating to Centrally Sponsored Schemes- IAY			
13	Projects relating to Centrally Sponsored Schemes- Old age pension			
14	Projects relating to Centrally Sponsored Schemes- RKVY			
15	Projects relating to Centrally Sponsored Schemes- SBA			
16	Projects relating to Centrally Sponsored Schemes- NRHM			
17	Projects relating to Centrally Sponsored Schemes- NRLM			

	Activity	Whether decision was taken by GP or at higher level of Panchayat (GP/BP/DP/Others (Specify))	Extent of involvement by the Gramasabha (High/Medium/low /others(Specify))	Remarks
18	Projects relating to Centrally Sponsored Schemes- SSA			
19	Projects relating to Centrally Sponsored Schemes- Others			

6. In which of the following issues does the gramasabha play a final role in decision making Also indicate the details of the role played by gramasabha, if it does not take the final decision. Explain the role of panchayats at various levels in the above matters

S No	Issue	Role of Gramasabha (Yes/ Limited role/No Role/ Others)	Describe the roles of gramasabha and that of the grama panchayat or panchayat at higher level	Remarks
1.	Acquisition of tribal land			
2.	Prevention of alienation of tribal land			
3.	Restoration of unlawfully alienated tribal land			
4.	Grant of prospecting license or mining lease for minor minerals			
5.	Extraction of minor minerals			
6.	Ownership of minor forest produce			
7.	Extraction of minor forest produce			
8.	Planning and management of the minor water bodies			
9.	Extraction of water resources			
10.	Control of use of intoxicants			

S No	Issue	Role of Gramasabha (Yes/ Limited role/No Role/ Others)	Describe the roles of gramasabha and that of the grama panchayat or panchayat at higher level	Remarks
11.	Establishing a liquor factory			
12.	Establishing liquor outlets			
13.	Control of private money lending			
14.	Control of private money lending to tribal families			
15.	Managing village markets			
16.	Restoration of disputes through customary methods			
17.	Supervision of land records maintained by village office			
18.	Approval of programmes and projects taken up for implementation by the various levels of panchayats in the area—Gram Panchayat			
19.	Approval of programmes and projects taken up for implementation by the various levels of panchayats in the area--Block Panchayat			
20.	Approval of programmes and projects taken up for implementation by the various levels of panchayats in the area-District Panchayat			
21.	Approval of TSP projects in the area-Gram Panchayat			
22.	Approval of TSP projects in the area-Block Panchayat			
23.	Approval of TSP projects in the area-District Panchayat			
24.	Approval of projects in rural housing			
25.	Approval of schemes in pension and social welfare sector			
26.	Identification and selection beneficiaries in projects under poverty alleviation programme			

S No	Issue	Role of Gramasabha (Yes/ Limited role/No Role/ Others)	Describe the roles of gramasabha and that of the grama panchayat or panchayat at higher level	Remarks
27.	Identification and selection beneficiaries in projects under other programmes			
28.	Managing implementation of Public distribution scheme			
29.	Controlling institutions in various social sectors – Health			
30.	Controlling institutions in various social sectors - Education			
31.	Controlling institutions in various social sectors - Nutrition			
32.	Controlling institutions in various social sectors –Public distribution			
33.	Controlling functionaries in various social sectors – Health			
34.	Controlling functionaries in various social sectors - Education			
35.	Controlling functionaries in various social sectors - Nutrition			
36.	Controlling functionaries in various social sectors –Public distribution			
37.	Issuing approval of certificate of utilisation of funds in projects			
38.	Perusal of statutory audit reports			
39.	Perusal of follow up action on audit report			
40.	Perusal of social audit reports			
41.	Perusal of follow action on social audit reports			