



GOVERNMENT OF HARYANA

ANNUAL REPORT

**ON WORKING OF THE REGISTRATION OF
BIRTHS & DEATHS ACT, 1969**

For

2025



**CHIEF REGISTRAR (BIRTHS & DEATHS),
and
DIRECTOR GENERAL HEALTH SERVICES, HARYANA,
PANCHKULA**

PREFACE

This Annual Report on “Working of the Registration of Births and Deaths Act 1969” for year 2025 has been prepared by the Chief Registrar’s Office. This report contains statistics on births and deaths registered in the State during year 2025. District wise birth and death rates, based on number of vital events registered, have been calculated and appended with the report. Besides these statistics, Census population for year 2011 has been given in this publication. District-wise tables on births and deaths registered by age, sex, religion, cause of death and area are also presented in the report. Registration unit wise vital events registered during year 2025 and its comparison with year 2024 along with sex ratio has also been made a part of this publication.

I hope data presented in the tables appended in the report will be useful to the Registrars, District Registrars and other officers in monitoring the registration system and other health programmes also.

I am thankful to the officers and officials of my office who have made all the efforts in bringing out this report. I extend my thanks to all the District Registrars (Births and Deaths) and Registrars (Births and Deaths) for proper implementation of the Civil Registration System in their respective area and timely submission of reports to the directorate.

Suggestions for further improvement of the report will be highly appreciated.

Dated: 06 .05.2025

Dr.Kuldeep Singh
Chief Registrar (Births & Deaths) cum
Director General Health Services,
Haryana, Panchkula.

ANNUAL REPORT ON REGISTRATION OF BIRTHS AND DEATHS ACT, 1969 FOR YEAR 2025

~~~~~

The enactment of the Registration of Births and Deaths Act, 1969 opened a new era in the history of vital registration system. It brought out uniformity in the antiquated existing systems of registration. It was enforced in the Haryana state with effect from 1<sup>st</sup> April 1970. Subsequently the Haryana Registration of Births and Deaths Rules 1972 were framed under this Act. These rules were repealed by the Haryana Registration of Births and Death rules 2002. Now the Haryana Registration of Births & Deaths rules, 2025 have been notified as per direction of Registrar general of India.

This report contains registration hierarchy, registration procedure coverage level, difficulties experienced, shortfalls and efforts made for the improvement of the registration system in the State.

## **1.0 Brief Description of State, its Boundaries and Revenue Districts**

### **1.1 Geographical Features**

#### **(i) Physical characteristics**

Haryana is situated between 27<sup>0</sup>39' north and 30<sup>0</sup>55' north latitude and 74<sup>0</sup>27' east and 77<sup>0</sup>36' east longitude, and is one of the north-western states of India adjoining the National Capital Territory of Delhi. It is a land locked state bounded by Uttar Pradesh and Delhi in the east, Himachal Pradesh in the north, Rajasthan in the south and Punjab in the west. The present state of Haryana was carved out from erstwhile Punjab state on 1<sup>st</sup> November, 1966.

#### **(ii) Climate, Rainfall and season**

Haryana is situated in the warm temperature zone. However, a great variation in climate occurs. For most of the year the climate of Haryana is of extreme character, being very hot in summer and markedly cold in winter.

Most of the rainfall in the state is caused by the monsoons coming from the Bay of Bengal and the Arabian Sea. The rainfall in Haryana is low in most of the State and scanty in south and southwest. It takes place mostly in the months of July through September.

## **1.2 Area and Administrative Divisions**

The area of the state is 44212 sq. Km and population of the State as per census 2011 was about Two crore fifty three lacs, fifty one thousand and four hundred sixty two. Administratively, the State has been divided into six divisions, twenty-two districts, Eighty sub divisions, ninety four tehsils, forty-nine sub tehsils, one hundred and forty three blocks and six thousand eight hundred and forty one villages.

### **2.0 Registration.**

There were 687 registration centres functioning in the State during 2025, 540 were in rural area and 147 were in the urban area of the State. Following 4 new registration centres were created during year 2025.

| <b>Sr. No.</b> | <b>Registration Unit</b>                          | <b>District</b> |
|----------------|---------------------------------------------------|-----------------|
| 1              | Sh. Atal Bihari Vajpayee Medical College Chhainsa | Faridabad       |
| 2              | Primary Health Centre Ismaila                     | Rohtak          |
| 3              | Primary Health Centre Khadri                      | Yamunanagar     |
| 4              | Primary Health Centre Dongra Ahir                 | Mahendergarh    |

### **2.1 Urban Registration Centres**

In urban area all types of Municipalities like Municipal Committees, Municipal Councils and Municipal Corporations were the registration centres. Besides these institutions, Cantonment Board, Ambala, Command Hospital Chandimandir (Panchkula) and Pt. B.D. Sharma P.G.I.M.S., (Rohtak) were also notified as registration centre functioning in the urban area. Registration Centre in all the District Civil Hospitals were also started to ensure easy registration and delivery of certificates.

Health Department has made provision of registration staff in some of the Municipalities. About 23 posts of Junior Statistical Nosologist and 122 posts of Statistical Clerk have been sanctioned in the State.

## **2.2. Rural Registration Centres.**

From 1<sup>st</sup> January, 2005, Primary Health Centres have been designated as registration centre in rural area of the state. In-charge Medical Officer of PHC/CHC has been notified as Registrars. Following system for flow of reporting forms, registration and delivery of certificates has been adopted in the rural area.

**(i)** Reporting forms related to births, deaths and still births has been made available with Anganwadi centres, Multi Purpose Health Workers and Village Panchayats besides Village Chowkidars.

**(ii)** Events occurring in the villages can be reported to any of the above mentioned agencies by the informants. Anganwadi worker or health worker sensitized the families who did not turn up for registering vital events occurred in their families due to ignorance or due to other reason.

**(iii)** Multi Purpose Health Worker collects these forms from village Chowkidar, AWW and village Panchayat during their weekly visits to the villages. They submitted them to the concerned PHC for registration.

**(iv)** Families who want to report the event directly to the PHC, has to get verification report of health worker of the area, in order to avoid duplication of the entry.

**(v)** Events are registered at PHCs in the registers kept for this purpose. Free copy of certificate under Section 12 are issued and delivered to the family through the same channel.

**(vi)** Reporting forms in original were transferred to the office of the District Registrar for safe keeping and data entry.

Statistical clerks/computers have been involved in registration work, where such posts are filled up. In other PHC, Pharmacist or any other PHC staff has been deputed as Sub-Registrar to assist the Registrar in registration work.

### **3.0 Monitoring and Uses of CRS Data.**

#### **3.1 Monitoring;**

Following three tier monitoring system was adopted in order to ensure proper implementation of the system and timely flow of returns.

(i) Monthly meeting of registration officials were organised at the district level, in the first week of every month. In this meeting monthly returns were collected.

(ii) District Registrar reviewed the performance and sorted out bottle- necks, if any, in the system, with the concerned Registrar in the monthly clinical meetings held on 7<sup>th</sup> of every month.

(iii) Meeting of Statistical Assistants were organised at state HQ on 11<sup>th</sup> of every month. In these meetings, besides collecting the monthly returns, participants were trained on day-to-day functioning of the system. Their problems were also sorted out in these monthly meetings.

This mechanism of monthly monitoring helped a lot in improving the quantity as well as quality of the system.

#### **3.2 Uses of CRS data.**

Data received from CRS Portal at State HQ was compiled and analysed for various differentials. CRS has grown up as a source of regular information in monitoring of sex ratio at birth, family welfare programme and institutionalised deliveries. Earlier there was no such regular source of information.

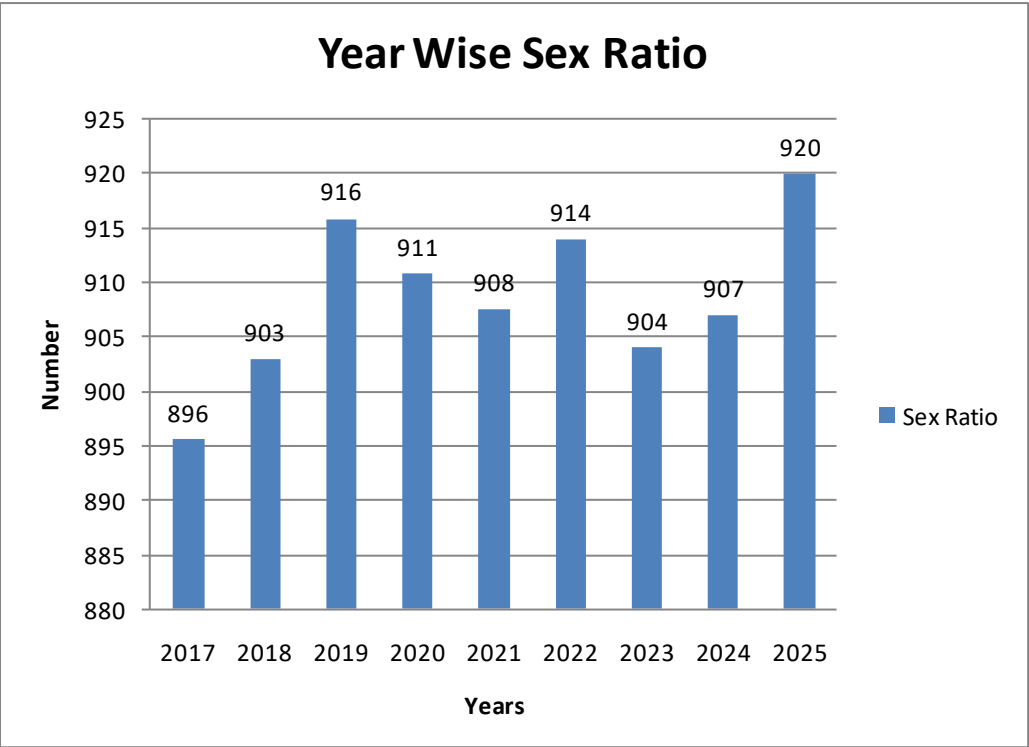
District wise sex ratio at birth and institutionalized deliveries are presented in the following tables: -

Table-A: Sex ratio in district as per Civil Registration System

| Districts            | CRS 2017   | CRS 2018   | CRS 2019   | CRS 2020   | CRS 2021   | CRS 2022   | CRS 2023   | CRS 2024   | CRS 2025   |
|----------------------|------------|------------|------------|------------|------------|------------|------------|------------|------------|
| Ambala               | 917        | 912        | 958        | 926        | 906        | 932        | 918        | 907        | 923        |
| Bhiwani              | 891        | 902        | 886        | 889        | 911        | 911        | 890        | 916        | 923        |
| Charkhi Dadri        |            |            |            | 888        | 915        | 922        | 909        | 871        | 911        |
| Faridabad            | 903        | 914        | 918        | 911        | 902        | 892        | 906        | 898        | 916        |
| Fatehabad            | 889        | 881        | 909        | 934        | 895        | 945        | 913        | 919        | 959        |
| Gurgaon              | 892        | 898        | 907        | 913        | 902        | 922        | 923        | 897        | 900        |
| Hisar                | 885        | 890        | 924        | 910        | 923        | 905        | 908        | 913        | 923        |
| Jhajjar              | 908        | 865        | 906        | 888        | 893        | 892        | 904        | 904        | 915        |
| Jind                 | 875        | 919        | 934        | 903        | 918        | 936        | 911        | 902        | 911        |
| Kaithal              | 867        | 901        | 907        | 916        | 912        | 919        | 875        | 902        | 914        |
| Karnal               | 902        | 922        | 900        | 884        | 904        | 897        | 902        | 919        | 937        |
| Kurukshetra          | 901        | 908        | 920        | 931        | 919        | 900        | 908        | 911        | 926        |
| Mahendergarh         | 860        | 883        | 900        | 899        | 891        | 905        | 876        | 899        | 902        |
| Nuh                  | 904        | 916        | 919        | 948        | 925        | 938        | 929        | 920        | 929        |
| Palwal               | 896        | 899        | 918        | 890        | 901        | 919        | 942        | 907        | 909        |
| Panchkula            | 906        | 922        | 962        | 942        | 931        | 938        | 945        | 916        | 970        |
| Panipat              | 916        | 884        | 925        | 894        | 910        | 915        | 913        | 899        | 946        |
| Rewari               | 884        | 906        | 918        | 909        | 898        | 882        | 893        | 873        | 882        |
| Rohtak               | 875        | 889        | 907        | 899        | 913        | 900        | 845        | 887        | 898        |
| Sirsa                | 899        | 912        | 910        | 928        | 922        | 926        | 915        | 932        | 937        |
| Sonipat              | 900        | 906        | 897        | 919        | 869        | 893        | 864        | 901        | 891        |
| Yamunanagar          | 922        | 915        | 930        | 919        | 912        | 916        | 912        | 938        | 941        |
| <b>Haryana State</b> | <b>896</b> | <b>903</b> | <b>916</b> | <b>911</b> | <b>908</b> | <b>914</b> | <b>904</b> | <b>907</b> | <b>920</b> |

Note : 1. Sex Ratio is based on total Registration.

2. Report for the district Charkhi Dadri is generated separately from year 2019.



**District wise Sex Ratio at Birth as per  
Civil Registration System Year 2025 ( Excluding Delayed Registration)**

| <b>Sr.No.</b> | <b>District</b>      | <b>Male</b>   | <b>Female</b> | <b>Total Births</b> | <b>Sex Ratio</b> |
|---------------|----------------------|---------------|---------------|---------------------|------------------|
| 1             | Ambala               | 9526          | 8824          | 18350               | 926              |
| 2             | Bhiwani              | 9026          | 8354          | 17380               | 926              |
| 3             | Charkhi Dadri        | 2731          | 2494          | 5225                | 913              |
| 4             | Faridabad            | 25709         | 23547         | 49256               | 916              |
| 5             | Fatehabad            | 7927          | 7617          | 15544               | 961              |
| 6             | Gurugram             | 24865         | 22397         | 47262               | 901              |
| 7             | Hisar                | 17171         | 15902         | 33073               | 926              |
| 8             | Jhajjar              | 5795          | 5303          | 11098               | 915              |
| 9             | Jind                 | 9781          | 8982          | 18763               | 918              |
| 10            | Kaithal              | 7900          | 7302          | 15202               | 924              |
| 11            | Karnal               | 12387         | 11697         | 24084               | 944              |
| 12            | Kurukshetra          | 7862          | 7287          | 15149               | 927              |
| 13            | Mahendragarh         | 6059          | 5485          | 11544               | 905              |
| 14            | Nuh                  | 30778         | 28781         | 59559               | 935              |
| 15            | Palwal               | 15171         | 13840         | 29011               | 912              |
| 16            | Panchkula            | 6148          | 5970          | 12118               | 971              |
| 17            | Panipat              | 15337         | 14585         | 29922               | 951              |
| 18            | Rewari               | 9436          | 8325          | 17761               | 882              |
| 19            | Rohtak               | 13390         | 12024         | 25414               | 898              |
| 20            | Sirsa                | 9764          | 9153          | 18917               | 937              |
| 21            | Sonipat              | 13150         | 11760         | 24910               | 894              |
| 22            | Yamunanagar          | 10368         | 9781          | 20149               | 943              |
|               | <b>Haryana State</b> | <b>270281</b> | <b>249410</b> | <b>519691</b>       | <b>923</b>       |

**Table-B : Type of attention at delivery as per CRS data 2025**

| Total Deliveries | Percentage of Deliveries |                   |
|------------------|--------------------------|-------------------|
|                  | Institutional            | Non Institutional |
| 525129 (100%)    | 507593 (97.2%)           | 14710 (2.8%)      |

#### **4.0 Administrative Set up of the Registration Machinery.**

Registration hierarchy adopted in the state for proper implementation of Registration of Births and Deaths Act, 1969 and State Rules is as below :-

#### **4.1 State Level**

**(a) Chief Registrar (Births & Deaths):**

Director General Health Services, Haryana.

**(b) Additional Chief Registrar (Births & Deaths):**

(I) Deputy Director (M.E.), Health Department.

(II) Assistant Director, Local Self Govt. Department

#### **4.2 District Level**

**(a) District Registrars (Births & Deaths):**

Civil Surgeon

**(b) Additional District Registrars (Births & Deaths):**

District Health Officer (Dy. Civil surgeon)

#### **4.3 Periphery Level**

**Registrar (Births & Deaths)**

**(1) Urban Area** Secretary of Municipalities in case where no medical officer is posted. MOH in case Of Municipal Corporation.

**(2) Rural Area** In-charge Medical Officer, Primary Health Centres

#### **5.0 Achievements**

Vital events registered during the year under reference and comparative registration for last five years is given in the following paragraphs. It is important to

mention here that all the monthly returns were received in time in the Chief Registrar's Office from all the urban as well as rural registration centres of the State.

### **5.1 During Year 2025**

From 1<sup>st</sup> January 2020, collection on monthly returns from registration centres was discontinued and for monthly and annual returns data generated through online registration on GOI website (crsogri.gov.in) was used.

Total number of births and deaths registered during year 2025 were 525129 and 217590 respectively. The completeness of registration estimates was around 90.2 % for births and 102.7 % for deaths for this period. The area wise number of vital events registered during 2025 is shown in the following table. Table on various differentials are appended with the report. Tables containing registered births & deaths by registration centres are appended with the report.

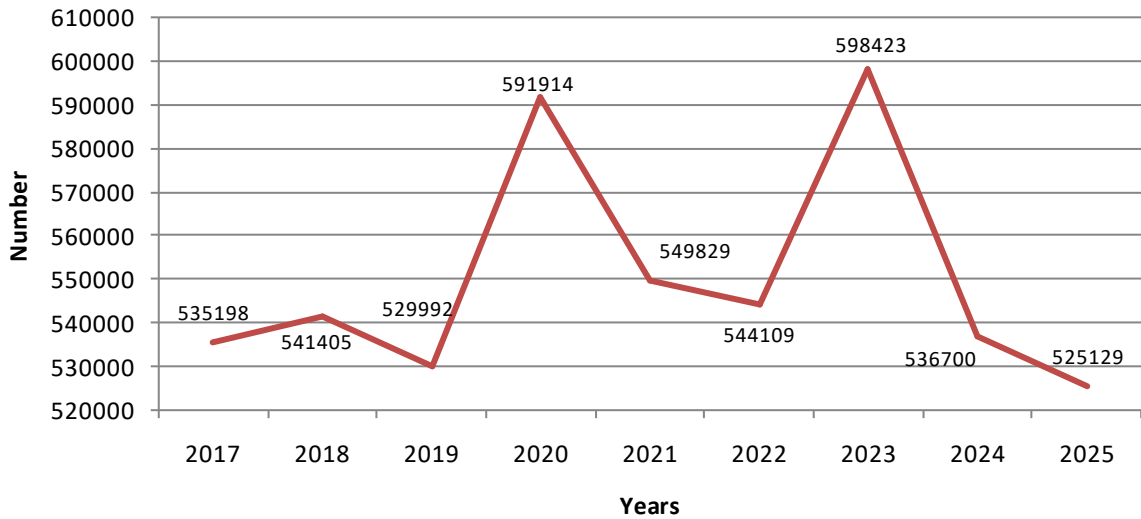
| <b>S.No</b> | <b>Area</b>  | <b>No. of registration units</b> | <b>Births</b> | <b>Deaths</b> |
|-------------|--------------|----------------------------------|---------------|---------------|
| <b>1</b>    | <b>Rural</b> | 540                              | 119290        | 96684         |
| <b>2</b>    | <b>Urban</b> | 147                              | 405839        | 120906        |
| <b>3</b>    | <b>Total</b> | 687                              | 525129        | 217590        |

## 5.2 Comparative Achievement

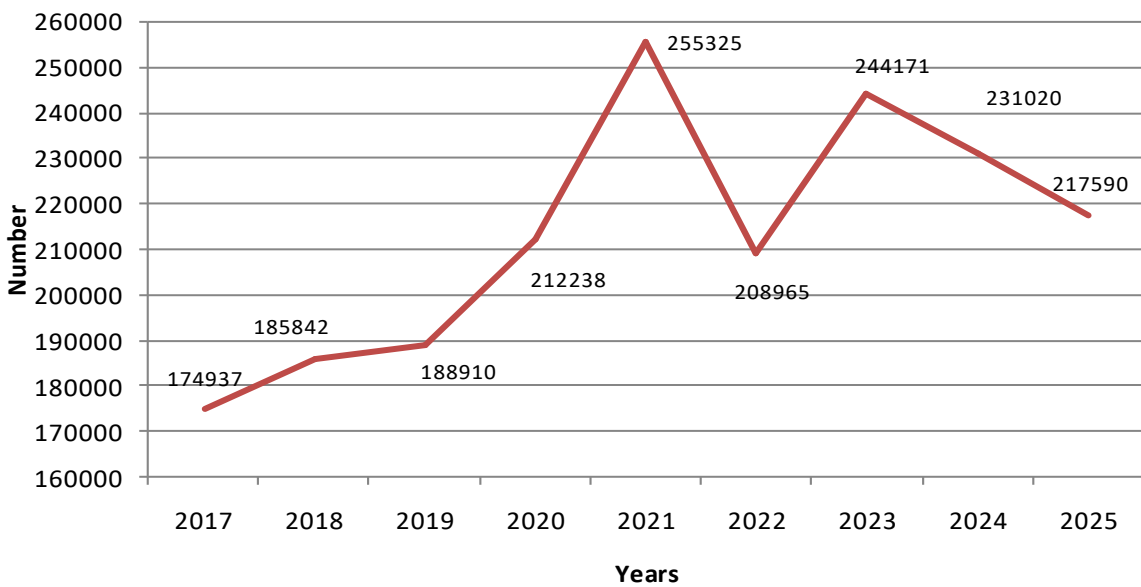
Number of births and deaths registered in urban and rural registration centre of the state from 2017 to 2024 is presented in the following table: -

| <b>Sr. No.</b> | <b>Year</b> | <b>Area</b> | <b>No of Births Registered</b> | <b>No of Deaths Registered</b> |
|----------------|-------------|-------------|--------------------------------|--------------------------------|
| 1              | 2017        | Rural       | 180793                         | 97321                          |
|                |             | Urban       | 354405                         | 77616                          |
|                |             | Total       | 535198                         | 174937                         |
| 2              | 2018        | Rural       | 161273                         | 102090                         |
|                |             | Urban       | 380132                         | 83752                          |
|                |             | Total       | 541405                         | 185842                         |
| 3              | 2019        | Rural       | 158973                         | 102296                         |
|                |             | Urban       | 371019                         | 86614                          |
|                |             | Total       | 529992                         | 188910                         |
| 4              | 2020        | Rural       | 160688                         | 114388                         |
|                |             | Urban       | 431226                         | 97850                          |
|                |             | Total       | 591914                         | 212238                         |
| 5              | 2021        | Rural       | 143895                         | 128539                         |
|                |             | Urban       | 405934                         | 126786                         |
|                |             | Total       | 549829                         | 255325                         |
| 7              | 2022        | Rural       | 137764                         | 109021                         |
|                |             | Urban       | 406345                         | 99944                          |
|                |             | Total       | 544109                         | 208965                         |
| 8              | 2023        | Rural       | 151724                         | 107385                         |
|                |             | Urban       | 446699                         | 136786                         |
|                |             | Total       | 598423                         | 244171                         |
| 9              | 2024        | Rural       | 128988                         | 107351                         |
|                |             | Urban       | 407712                         | 123669                         |
|                |             | Total       | 536700                         | 231020                         |

### Year Wise Births Registered in Haryana State



### Year Wise Deaths Registered in Haryana State



## **6.0 General Response Of Public Towards The Act**

The registration of births and deaths was not new for the public of Haryana State. Prior to enactment of Registration of Births and Deaths Act 1969, registration of vital events was governed under Medical Manual. Registration in the state is more than a century old. Registration record from year 1881 is available in some of the urban as well as rural registration centres. Positive response on the new system adopted in the state has been received by the general public.

Following are the salient feature of the system.

- 1, Registration at the door step of the public.
2. Supply of free certificate at the time of registration.
3. Delayed registration of events in case of un-registered event.
4. Sensitization of mass regarding CRS and its importance.
5. Registration of the name of a new born child at a belated stage.

Chief Registrar office is coordinating with the Local Self Govt. department in order to implement registration system in urban area particularly ensuring cent percent registration and delivery of free copies of the certificates under section-12. Chief Registrar office is also coordinating with state government and Directorate of Census Operation, Haryana and ORGI in making all efforts to achieve the target of cent percent registration.

## **7.0 Maintenance of Records**

Under the Act, Registrar is required to maintain the record of all births, deaths and still births in separate registers. On the first day of January 2025 new registration were started by the Registrars. Registrars verified this record and at the end of the year download the record from crsorgi portal.

To preserve the old Birth and Death registers, during year 2018-19, the birth and death record of districts was get scanned and digitalized. The scanning and digitalization of the record was get done through HARTRON (Nodal Agency).

## **8.0 Delayed Registration**

Section 13 of RBD Act, 1969 laid down the procedure for registration of vital events reported after the expiry of stipulated normal reporting period i.e. 21 days.

Provision of delayed fee has been prescribed in the state rules (Notified on dated 11th August, 2025).

### **9.0 Inspection Arrangement**

Inspection of registration centres and registration records is important in ensuring both qualitative and quantitative improvement in registration work. The District Registrars and Additional District Registrars were directed to conduct inspection of registration centres in rural as well as urban areas of their district. Records of following registration centres were inspected by State H.Q.

#### **List of Registration centres inspected by State H.Q.**

| <b>Sr. No.</b> | <b>Name of Registration Centre</b> | <b>Name of District</b> | <b>Inspection Date</b> |
|----------------|------------------------------------|-------------------------|------------------------|
| 1              | MC Hisar                           | Hisar                   | 18.12.2025             |
| 2              | UHC Sector 1& 4                    | Hisar                   | 18.12.2025             |
| 3              | Civil Hospital                     | Hisar                   | 18.12.2025             |
| 4              | MC Barwala                         | Hisar                   | 19.12.2025             |
| 5              | PHC Bichpari                       | Hisar                   | 19.12.2025             |

### **10.0 Printing of Forms & Registers**

Chief Registrar ensured timely supply of forms and registers in sufficient quantity to all the rural registration centres as well as general hospitals in the state. Registrars of urban registration centres got printed these forms themselves. No shortage of forms was reported by any registration centre or general public in the State.

### **11.0 Tabulation of Data**

From year 2020, it has been decided to use MIS of crsorgi portal in generating monthly and annual report. So manual collection of returns from

registration centres was discontinued and tables on birth & death registration generated through online registration was used in tabulation of various tables appended with the reports.

## **12.0 Medical Certification of Cause of Death**

### **12.1 Coverage Area of MCCD**

Medical Certification of Cause of Death scheme has been implemented under Section 10(3) of Registration of Births and Deaths Act, 1969. Till March, 2006 this scheme was limited only to the urban area of the state. But from dated 7<sup>Th</sup>April, 2006 this scheme has been extended in the rural area also. State Government issued a Notification to amend the rule 7 of the state rules making all the medical institutions whether Govt. or Private mandatory to provide cause of death certification form to the concerned registrars along with the death reporting forms. Private Medical Practitioners practicing only in the urban areas have also been covered under MCCD scheme.

### **12.2 Coverage and Steps Taken For Improvement of MCCD**

Almost all of the medical institutions in the state have been covered under this Scheme. Cause of death certificates were received in the office of Chief Registrar from all medical institutions and private practitioners practicing in the State.

## **13.0 Activities under NHM funding**

Following contractual manpower have been deployed at districts & State Head quarter with the financial assistance under NHM to further strengthen the CRS in the State.

| Sr. No | Designation                  | No of Posts |
|--------|------------------------------|-------------|
| 1      | Civil registration officer   | 2           |
| 2      | Investigator                 | 2           |
| 3      | Civil Registration Assistant | 21          |
| 4      | Sweeper cum Attendant        | 1           |

#### **14.0 Computerization of Civil Registration System: -**

In Haryana State online registration of births & deaths was introduced in March 2016 but manual registration was kept continued which was discontinued from 1<sup>st</sup> January 2020 and now, only online registration is being done in the registration centres.

The Aadhaar linkage of new born to the birth registration was also started in the State. This event was inaugurated by the Hon'ble CM, Haryana on dated 02.05.2015. For online registration and Aadhaar linkage about 481 Laptop and 540 Tablets were provided to the registration centres. Haryana was the first State to start the ALBR. Efforts have been made to link the birth and death registration to ensure its regular updation.

Following four services related to birth & death registration are being delivered in online mode through Antyodaya Saral Portal developed and maintained by Chief Minister Good Governance Programme (CMGGA).

1. Application for issuance of Birth / Death / Non Availability Certificate (NAC)
2. Application for Correction in Birth or Death Record
3. Application for Inclusion of Child Name in Birth Record
4. Application for Delayed Birth/Death Registration

For availing above mentioned services, applications in the registration centres are received only through above mentioned sites and certificates are also being delivered online.

#### **15.0 Issue of Birth And Death Certificates:-**

The certificates from birth and death registers were issued on Form No. 5 and 6 respectively under Section 17 of the Registration of Births and Deaths Act 1969. Prescribed fee was however, charged for the issue of such certificate as per Rule 13 of Haryana Registration Births and Deaths Rules, 2025.

#### **16.0 Certificates issued under Section 12 & 17:-**

Data on birth and death certificates issued under section 12 and 17 in 2025 was compiled and table on district wise no of certificates issued by District Registrar offices is also included in the figures given in the tables.

**District wise No of Births & Deaths and No. of certificates under section 12 & 17 issued during 2025**

| Sr. No | District      | Total Birth Registered | No. of Birth Certificate under section-12 | No. of Birth Certificate under section-17 | Total Death Registered | No. of Death Certificate under section-12 | No. of Death Certificate under section-17 | No. of NAC Issued |
|--------|---------------|------------------------|-------------------------------------------|-------------------------------------------|------------------------|-------------------------------------------|-------------------------------------------|-------------------|
| 1      | Ambala        | 18569                  | 17861                                     | 20087                                     | 11363                  | 11162                                     | 5687                                      | 2708              |
| 2      | Bhiwani       | 17475                  | 17177                                     | 37838                                     | 7453                   | 7155                                      | 10216                                     | 15646             |
| 3      | Charkhi Dadri | 5267                   | 5130                                      | 9003                                      | 3215                   | 2689                                      | 3935                                      | 1966              |
| 4      | Faridabad     | 49442                  | 49081                                     | 37901                                     | 15869                  | 15630                                     | 10996                                     | 4846              |
| 5      | Fathehabad    | 15701                  | 15107                                     | 33171                                     | 6848                   | 6595                                      | 5372                                      | 5700              |
| 6      | Gurugram      | 47482                  | 46333                                     | 47518                                     | 17266                  | 15787                                     | 19690                                     | 5040              |
| 7      | Hisar         | 33339                  | 32638                                     | 42432                                     | 18590                  | 17797                                     | 29283                                     | 17924             |
| 8      | Jhajjar       | 11146                  | 10998                                     | 11240                                     | 7279                   | 7118                                      | 9874                                      | 1721              |
| 9      | Jind          | 19169                  | 18504                                     | 22299                                     | 9171                   | 9067                                      | 9668                                      | 5083              |
| 10     | Kaithal       | 15446                  | 15314                                     | 29497                                     | 8257                   | 8067                                      | 9596                                      | 6516              |
| 11     | Karnal        | 24525                  | 22953                                     | 24114                                     | 12914                  | 11799                                     | 10423                                     | 2003              |
| 12     | Kurukshetra   | 15193                  | 15020                                     | 21560                                     | 8387                   | 8355                                      | 8594                                      | 1707              |
| 13     | Mahendergarh  | 11641                  | 7038                                      | 21012                                     | 6606                   | 3551                                      | 5927                                      | 1479              |
| 14     | Nuh           | 60709                  | 60211                                     | 21356                                     | 6483                   | 6410                                      | 2876                                      | 13296             |
| 15     | Palwal        | 29333                  | 27148                                     | 11599                                     | 6236                   | 5838                                      | 1798                                      | 10205             |
| 16     | Panchkula     | 12140                  | 12082                                     | 21678                                     | 5475                   | 5394                                      | 13920                                     | 1126              |
| 17     | Panipat       | 30028                  | 29428                                     | 36957                                     | 9714                   | 8621                                      | 10976                                     | 6318              |
| 18     | Rewari        | 17812                  | 16142                                     | 17057                                     | 6942                   | 6554                                      | 6330                                      | 2248              |
| 19     | Rohtak        | 25607                  | 13937                                     | 31971                                     | 18876                  | 6234                                      | 23651                                     | 3993              |
| 20     | Sirsa         | 19512                  | 18917                                     | 25884                                     | 10085                  | 1075                                      | 10751                                     | 2147              |
| 21     | Sonepat       | 25145                  | 20114                                     | 28895                                     | 11456                  | 9800                                      | 7572                                      | 5252              |
| 22     | Yamunanagar   | 20448                  | 19912                                     | 23013                                     | 9105                   | 8771                                      | 5648                                      | 6452              |
|        | <b>Total</b>  | <b>525129</b>          | <b>491045</b>                             | <b>576082</b>                             | <b>217590</b>          | <b>183469</b>                             | <b>222783</b>                             | <b>123376</b>     |

### **17.0 Penalty imposed under section 23 of RBD Act, 1969: –**

All medical institutions in the state are registered in the CRS portal and timely reporting the events online. There was no such institution came into knowledge which did not reporting births / deaths events in CRS portal. Therefore no penalty was imposed on institution during year 2025.

Following birth and death registration services have been covered under Haryana Right to Service Act, 2014.

1. Application for Certified Copies of Birth/Death Certificate – (already registered)
2. Application for Correction of entry in the register of Birth and Death
3. Application for Registration of name of child
4. Application for Delayed registration of Birth and death events

Time frame for each and every service has been fixed under the RTS Act and regular monitoring is being done at senior level. Hence no delay in action at the level of Registrar was observed. Therefore, no penalty was imposed on any institution or Registrar during year 2025.

### **18.0 Publicity for improving registration of births and deaths: –**

Earlier office of Registrar General, India provided funds for publicity of Civil Registration System and various activities were done in association with Director Census operation. But during year 2025 no funds for this purpose were provided by either GOI or by State Government. Hence no publicity related activity was conducted during the year.

Table-1

| <b>Population, Registration Units, Monthly Returns Due and Received (Rural Area)2025</b> |                    |                               |                                 |                                  |                                           |                                             |
|------------------------------------------------------------------------------------------|--------------------|-------------------------------|---------------------------------|----------------------------------|-------------------------------------------|---------------------------------------------|
| <b>Sr. No.</b>                                                                           | <b>District</b>    | <b>Population census 2011</b> | <b>No of Registration Units</b> | <b>No of Monthly Returns due</b> | <b>No of Monthly returns not received</b> | <b>Estimated mid year Population (2025)</b> |
| <b>1</b>                                                                                 | <b>2</b>           | <b>3</b>                      | <b>4</b>                        | <b>5</b>                         | <b>6</b>                                  | <b>7</b>                                    |
| 1                                                                                        | Ambala             | 627576                        | 21                              | 504                              | 0                                         | 782618                                      |
| 2                                                                                        | Bhiwani            | 867184                        | 28                              | 672                              | 0                                         | 919128                                      |
| 3                                                                                        | Charkhi Dadri      | 445939                        | 15                              | 360                              | 0                                         | 407763                                      |
| 4                                                                                        | Faridabad          | 370878                        | 13                              | 312                              | 0                                         | 462504                                      |
| 5                                                                                        | Fatehabad          | 762423                        | 25                              | 600                              | 0                                         | 950779                                      |
| 6                                                                                        | Gurugram           | 472179                        | 13                              | 312                              | 0                                         | 588831                                      |
| 7                                                                                        | Hissar             | 1190443                       | 37                              | 888                              | 0                                         | 1484541                                     |
| 8                                                                                        | Jhajjar            | 715066                        | 28                              | 672                              | 0                                         | 891723                                      |
| 9                                                                                        | Jind               | 1028569                       | 32                              | 768                              | 0                                         | 1282676                                     |
| 10                                                                                       | Kaithal            | 838293                        | 23                              | 552                              | 0                                         | 1045394                                     |
| 11                                                                                       | Kamal              | 1050514                       | 29                              | 696                              | 0                                         | 1310043                                     |
| 12                                                                                       | Kurukshetra        | 685430                        | 20                              | 480                              | 0                                         | 854766                                      |
| 13                                                                                       | Mahendragarh       | 789233                        | 26                              | 624                              | 0                                         | 984212                                      |
| 14                                                                                       | Nuh                | 965157                        | 24                              | 576                              | 0                                         | 1203599                                     |
| 15                                                                                       | Palwal             | 806164                        | 21                              | 504                              | 0                                         | 1005327                                     |
| 16                                                                                       | Panchkula          | 248063                        | 10                              | 240                              | 0                                         | 309346                                      |
| 17                                                                                       | Panipat            | 650352                        | 19                              | 456                              | 0                                         | 811021                                      |
| 18                                                                                       | Rewari             | 666902                        | 22                              | 528                              | 0                                         | 831659                                      |
| 19                                                                                       | Rohtak             | 615040                        | 23                              | 552                              | 0                                         | 766985                                      |
| 20                                                                                       | Sirsa              | 975941                        | 33                              | 792                              | 0                                         | 1217047                                     |
| 21                                                                                       | Sonepat            | 996637                        | 38                              | 912                              | 0                                         | 1242855                                     |
| 22                                                                                       | Yamuna Nagar       | 741376                        | 19                              | 456                              | 0                                         | 924531                                      |
|                                                                                          | <b>State Total</b> | <b>16509359</b>               | <b>519</b>                      | <b>12456</b>                     | <b>0</b>                                  | <b>20277348</b>                             |

\*Projected Population Source: censusindia.gov.in

| <b>Table-2</b>                                                                           |                    |                               |                                 |                                  |                                           |                                             |
|------------------------------------------------------------------------------------------|--------------------|-------------------------------|---------------------------------|----------------------------------|-------------------------------------------|---------------------------------------------|
| <b>Population, Registration Units, Monthly Returns Due and Received (Urban Area)2025</b> |                    |                               |                                 |                                  |                                           |                                             |
| <b>Sr.No.</b>                                                                            | <b>District</b>    | <b>Population census 2011</b> | <b>No of Registration Units</b> | <b>No of Monthly Returns due</b> | <b>No of Monthly returns not received</b> | <b>Estimated mid year Population (2025)</b> |
| <b>1</b>                                                                                 | <b>2</b>           | <b>3</b>                      | <b>4</b>                        | <b>5</b>                         | <b>6</b>                                  | <b>7</b>                                    |
| 1                                                                                        | Ambala             | 500774                        | 9                               | 216                              | 0                                         | 598792                                      |
| 2                                                                                        | Bhiwani            | 264985                        | 7                               | 168                              | 0                                         | 472467                                      |
| 3                                                                                        | Charkhi Dadri      | 56337                         | 2                               | 48                               | 0                                         | 209605                                      |
| 4                                                                                        | Faridabad          | 1438855                       | 18                              | 432                              | 0                                         | 1720487                                     |
| 5                                                                                        | Fatehabad          | 179588                        | 6                               | 144                              | 0                                         | 214740                                      |
| 6                                                                                        | Gurugram           | 1042253                       | 11                              | 264                              | 0                                         | 1246258                                     |
| 7                                                                                        | Hissar             | 553488                        | 11                              | 264                              | 0                                         | 661824                                      |
| 8                                                                                        | Jhajjar            | 243339                        | 6                               | 144                              | 0                                         | 290968                                      |
| 9                                                                                        | Jind               | 305583                        | 9                               | 216                              | 0                                         | 365395                                      |
| 10                                                                                       | Kaithal            | 236011                        | 7                               | 168                              | 0                                         | 282207                                      |
| 11                                                                                       | Karnal             | 454810                        | 9                               | 216                              | 0                                         | 543832                                      |
| 12                                                                                       | Kurukshetra        | 279225                        | 7                               | 168                              | 0                                         | 333879                                      |
| 13                                                                                       | Mahendergarh       | 132855                        | 6                               | 144                              | 0                                         | 158859                                      |
| 14                                                                                       | Nuh                | 124106                        | 4                               | 96                               | 0                                         | 148398                                      |
| 15                                                                                       | Palwal             | 236544                        | 5                               | 120                              | 0                                         | 282843                                      |
| 16                                                                                       | Panchkula          | 313230                        | 5                               | 120                              | 0                                         | 374539                                      |
| 17                                                                                       | Panipat            | 555085                        | 5                               | 120                              | 0                                         | 663734                                      |
| 18                                                                                       | Rewari             | 233430                        | 4                               | 96                               | 0                                         | 279120                                      |
| 19                                                                                       | Rohtak             | 446164                        | 8                               | 192                              | 0                                         | 533492                                      |
| 20                                                                                       | Sirsa              | 319248                        | 8                               | 192                              | 0                                         | 381736                                      |
| 21                                                                                       | Sonepat            | 453364                        | 9                               | 216                              | 0                                         | 542102                                      |
| 22                                                                                       | Yamuna Nagar       | 472829                        | 6                               | 144                              | 0                                         | 565377                                      |
|                                                                                          | <b>State Total</b> | <b>8842103</b>                | <b>162</b>                      | <b>3888</b>                      | <b>0</b>                                  | <b>10870652</b>                             |

Table-3

## Vital Statistics by District and Sex in Haryana State during the Year 2025

| Sr.No. | District      | Births        |               |             |               | Deaths        |              |             |               | Infant Deaths | Still Births |
|--------|---------------|---------------|---------------|-------------|---------------|---------------|--------------|-------------|---------------|---------------|--------------|
|        |               | Male          | Female        | Transgender | Total         | Male          | Female       | Transgender | Total         |               |              |
| 1      | 2             | 3             | 4             | 5           | 6             | 7             | 8            | 9           | 10            | 11            | 12           |
| 1      | Ambala        | 9653          | 8913          | 3           | 18569         | 6885          | 4476         | 2           | 11363         | 300           | 188          |
| 2      | Bhiwani       | 9088          | 8387          | 0           | 17475         | 4584          | 2869         | 0           | 7453          | 139           | 41           |
| 3      | Charkhi Dadri | 2756          | 2511          | 0           | 5267          | 1984          | 1231         | 0           | 3215          | 21            | 20           |
| 4      | Faridabad     | 25803         | 23639         | 0           | 49442         | 10070         | 5797         | 2           | 15869         | 358           | 149          |
| 5      | Fatehabad     | 8015          | 7685          | 1           | 15701         | 4119          | 2727         | 2           | 6848          | 85            | 29           |
| 6      | Gurugram      | 24986         | 22495         | 1           | 47482         | 11005         | 6260         | 1           | 17266         | 246           | 43           |
| 7      | Hisar         | 17332         | 16005         | 2           | 33339         | 11776         | 6813         | 1           | 18590         | 586           | 166          |
| 8      | Jhajjar       | 5821          | 5325          | 0           | 11146         | 4484          | 2795         | 0           | 7279          | 73            | 32           |
| 9      | Jind          | 10027         | 9139          | 3           | 19169         | 5775          | 3396         | 0           | 9171          | 109           | 75           |
| 10     | Kaithal       | 8070          | 7375          | 1           | 15446         | 5072          | 3185         | 0           | 8257          | 77            | 104          |
| 11     | Kamal         | 12661         | 11864         | 0           | 24525         | 7810          | 5103         | 1           | 12914         | 348           | 266          |
| 12     | Kurukshetra   | 7887          | 7306          | 0           | 15193         | 5095          | 3292         | 0           | 8387          | 196           | 49           |
| 13     | Mahendragarh  | 6118          | 5521          | 2           | 11641         | 3909          | 2697         | 0           | 6606          | 62            | 30           |
| 14     | Nuh           | 31464         | 29245         | 0           | 60709         | 3932          | 2551         | 0           | 6483          | 679           | 55           |
| 15     | Palwal        | 15363         | 13969         | 1           | 29333         | 3881          | 2355         | 0           | 6236          | 55            | 74           |
| 16     | Panchkula     | 6161          | 5979          | 0           | 12140         | 3338          | 2137         | 0           | 5475          | 125           | 86           |
| 17     | Panipat       | 15433         | 14595         | 0           | 30028         | 6120          | 3594         | 0           | 9714          | 258           | 63           |
| 18     | Rewari        | 9462          | 8349          | 1           | 17812         | 4277          | 2664         | 1           | 6942          | 103           | 60           |
| 19     | Rohtak        | 13492         | 12114         | 1           | 25607         | 12116         | 6755         | 5           | 18876         | 1362          | 426          |
| 20     | Sirsa         | 10072         | 9440          | 0           | 19512         | 6135          | 3949         | 1           | 10085         | 136           | 100          |
| 21     | Sonapat       | 13295         | 11850         | 0           | 25145         | 7213          | 4239         | 4           | 11456         | 97            | 41           |
| 22     | Yamunanagar   | 10535         | 9912          | 1           | 20448         | 5316          | 3789         | 0           | 9105          | 151           | 60           |
|        | <b>Total</b>  | <b>273494</b> | <b>251618</b> | <b>17</b>   | <b>525129</b> | <b>134896</b> | <b>82674</b> | <b>20</b>   | <b>217590</b> | <b>5566</b>   | <b>2157</b>  |

**Table-4**  
**Vital Statistics by District and Sex in Haryana State during the Year 2025 (Urban Area)**

| Sr.No. | District      | Births        |               |             |               | Deaths       |              |             |               | Infant Deaths | Still Births |
|--------|---------------|---------------|---------------|-------------|---------------|--------------|--------------|-------------|---------------|---------------|--------------|
|        |               | Male          | Female        | Transgender | Total         | Male         | Female       | Transgender | Total         |               |              |
| 1      | 2             | 3             | 4             | 5           | 6             | 7            | 8            | 9           | 10            | 11            | 12           |
| 1      | Ambala        | 7296          | 6748          | 2           | 14046         | 3795         | 2307         | 2           | 6104          | 128           | 74           |
| 2      | Bhiwani       | 6282          | 5721          | 0           | 12003         | 1772         | 967          | 0           | 2739          | 88            | 11           |
| 3      | Charkhi Dadri | 1991          | 1806          | 0           | 3797          | 504          | 205          | 0           | 709           | 10            | 16           |
| 4      | Faridabad     | 21646         | 19652         | 0           | 41298         | 8639         | 4919         | 2           | 13560         | 346           | 132          |
| 5      | Fatehabad     | 6485          | 6178          | 0           | 12663         | 1438         | 787          | 1           | 2226          | 45            | 27           |
| 6      | Gunugram      | 22169         | 19938         | 1           | 42108         | 9050         | 5028         | 1           | 14079         | 221           | 27           |
| 7      | Hisar         | 12572         | 11664         | 0           | 24236         | 6217         | 3308         | 1           | 9526          | 409           | 151          |
| 8      | Jhajjar       | 4154          | 3745          | 0           | 7899          | 1649         | 802          | 0           | 2451          | 48            | 22           |
| 9      | Jind          | 8266          | 7506          | 3           | 15775         | 2111         | 1132         | 0           | 3243          | 59            | 63           |
| 10     | Kaithal       | 6164          | 5720          | 0           | 11884         | 2264         | 1329         | 0           | 3593          | 45            | 96           |
| 11     | Kamal         | 10704         | 10030         | 0           | 20734         | 5196         | 3100         | 1           | 8297          | 316           | 254          |
| 12     | Kurukshetra   | 6004          | 5656          | 0           | 11660         | 2578         | 1581         | 0           | 4159          | 145           | 39           |
| 13     | Mahendragarh  | 5545          | 4991          | 2           | 10538         | 1324         | 718          | 0           | 2042          | 26            | 22           |
| 14     | Nuh           | 15759         | 14616         | 0           | 30375         | 1851         | 1264         | 0           | 3115          | 654           | 6            |
| 15     | Palwal        | 10765         | 9681          | 1           | 20447         | 1688         | 851          | 0           | 2539          | 21            | 72           |
| 16     | Panchkula     | 5606          | 5442          | 0           | 11048         | 2677         | 1651         | 0           | 4328          | 119           | 81           |
| 17     | Panipat       | 13413         | 12736         | 0           | 26149         | 3649         | 2069         | 0           | 5718          | 231           | 56           |
| 18     | Rewari        | 8553          | 7537          | 1           | 16091         | 2234         | 1199         | 1           | 3434          | 72            | 57           |
| 19     | Rohtak        | 13154         | 11819         | 1           | 24974         | 10296        | 5607         | 5           | 15908         | 1356          | 426          |
| 20     | Sirsa         | 7509          | 7004          | 0           | 14513         | 2326         | 1315         | 0           | 3641          | 103           | 80           |
| 21     | Sonapat       | 8579          | 7669          | 0           | 16248         | 3229         | 1633         | 4           | 4866          | 55            | 39           |
| 22     | Yamunanagar   | 8917          | 8435          | 1           | 17353         | 2763         | 1866         | 0           | 4629          | 123           | 37           |
|        | <b>Total</b>  | <b>211533</b> | <b>194294</b> | <b>12</b>   | <b>405839</b> | <b>77250</b> | <b>43638</b> | <b>18</b>   | <b>120906</b> | <b>4620</b>   | <b>1788</b>  |

Note: Total is inclusive of transgender.

**Table -5**  
**Vital Statistics by District and Sex in Haryana State during the Year 2025 (Rural Area)**

| Sr.No | District      | Births       |              |             |               | Deaths       |              |             |              | Infant Deaths | Still Births |
|-------|---------------|--------------|--------------|-------------|---------------|--------------|--------------|-------------|--------------|---------------|--------------|
|       |               | Male         | Female       | Transgender | Total         | Male         | Female       | Transgender | Total        |               |              |
| 1     | 2             | 3            | 4            |             | 5             | 6            | 7            |             | 8            | 9             | 10           |
| 1     | Ambala        | 2357         | 2165         | 1           | 4523          | 3090         | 2169         | 0           | 5259         | 172           | 114          |
| 2     | Bhiwani       | 2806         | 2666         | 0           | 5472          | 2812         | 1902         | 0           | 4714         | 51            | 30           |
| 3     | Charkhi Dadri | 765          | 705          | 0           | 1470          | 1480         | 1026         | 0           | 2506         | 11            | 4            |
| 4     | Faridabad     | 4157         | 3987         | 0           | 8144          | 1431         | 878          | 0           | 2309         | 12            | 17           |
| 5     | Fatehabad     | 1530         | 1507         | 1           | 3038          | 2681         | 1940         | 1           | 4622         | 40            | 2            |
| 6     | Gurugram      | 2817         | 2557         | 0           | 5374          | 1955         | 1232         | 0           | 3187         | 25            | 16           |
| 7     | Hisar         | 4760         | 4341         | 2           | 9103          | 5559         | 3505         | 0           | 9064         | 177           | 15           |
| 8     | Jhajjar       | 1667         | 1580         | 0           | 3247          | 2835         | 1993         | 0           | 4828         | 25            | 10           |
| 9     | Jind          | 1761         | 1633         | 0           | 3394          | 3664         | 2264         | 0           | 5928         | 50            | 12           |
| 10    | Kaithal       | 1906         | 1655         | 1           | 3562          | 2808         | 1856         | 0           | 4664         | 32            | 8            |
| 11    | Kamal         | 1957         | 1834         | 0           | 3791          | 2614         | 2003         | 0           | 4617         | 32            | 12           |
| 12    | Kurukshetra   | 1883         | 1650         | 0           | 3533          | 2517         | 1711         | 0           | 4228         | 51            | 10           |
| 13    | Mahendragarh  | 573          | 530          | 0           | 1103          | 2585         | 1979         | 0           | 4564         | 36            | 8            |
| 14    | Nuh           | 15705        | 14629        | 0           | 30334         | 2081         | 1287         | 0           | 3368         | 25            | 49           |
| 15    | Palwal        | 4598         | 4288         | 0           | 8886          | 2193         | 1504         | 0           | 3697         | 34            | 2            |
| 16    | Panchkula     | 555          | 537          | 0           | 1092          | 661          | 486          | 0           | 1147         | 6             | 5            |
| 17    | Panipat       | 2020         | 1859         | 0           | 3879          | 2471         | 1525         | 0           | 3996         | 27            | 7            |
| 18    | Rewari        | 909          | 812          | 0           | 1721          | 2043         | 1465         | 0           | 3508         | 31            | 3            |
| 19    | Rohatak       | 338          | 295          | 0           | 633           | 1820         | 1148         | 0           | 2968         | 6             | 0            |
| 20    | Sirsa         | 2563         | 2436         | 0           | 4999          | 3809         | 2634         | 1           | 6444         | 33            | 20           |
| 21    | Sonapat       | 4716         | 4181         | 0           | 8897          | 3984         | 2606         | 0           | 6590         | 42            | 2            |
| 22    | Yamunanagar   | 1618         | 1477         | 0           | 3095          | 2553         | 1923         | 0           | 4476         | 28            | 23           |
|       | <b>Total</b>  | <b>61961</b> | <b>57324</b> | <b>5</b>    | <b>119290</b> | <b>57646</b> | <b>39036</b> | <b>2</b>    | <b>96684</b> | <b>946</b>    | <b>369</b>   |

Note: Total is inclusive of transgender.

Table- 6

## Vital Statistics by Month and Sex during the year 2025 in Haryana State

| Sr.No | District     | Births        |               |             |               | Deaths        |              |             |               | Infant Deaths |
|-------|--------------|---------------|---------------|-------------|---------------|---------------|--------------|-------------|---------------|---------------|
|       |              | Male          | Female        | Transgender | Total         | Male          | Female       | Transgender | Total         |               |
| 1     | 2            | 3             | 4             | 5           | 6             | 7             | 8            | 9           | 10            | 11            |
| 1     | January      | 25149         | 22955         | 3           | 48107         | 12642         | 8253         | 0           | 20895         | 539           |
| 2     | February     | 19510         | 17735         | 2           | 37247         | 10514         | 6730         | 3           | 17247         | 373           |
| 3     | March        | 19296         | 17849         | 1           | 37146         | 11131         | 6699         | 1           | 17831         | 374           |
| 4     | April        | 16450         | 14894         | 2           | 31346         | 10653         | 6562         | 2           | 17217         | 378           |
| 5     | May          | 17778         | 15777         | 1           | 33556         | 10597         | 6530         | 1           | 17128         | 419           |
| 6     | June         | 18986         | 16913         | 0           | 35899         | 10447         | 6329         | 4           | 16780         | 429           |
| 7     | July         | 23929         | 21729         | 0           | 45658         | 10113         | 5897         | 1           | 16011         | 425           |
| 8     | August       | 27599         | 25081         | 2           | 52682         | 10864         | 6405         | 0           | 17269         | 463           |
| 9     | September    | 27250         | 25015         | 2           | 52267         | 11163         | 6882         | 2           | 18047         | 515           |
| 10    | October      | 27276         | 25011         | 0           | 52287         | 11355         | 6903         | 0           | 18258         | 577           |
| 11    | November     | 25597         | 23608         | 1           | 49206         | 12549         | 7526         | 3           | 20078         | 529           |
| 12    | December     | 24817         | 25276         | 4           | 50097         | 13605         | 8398         | 2           | 22005         | 545           |
|       | <b>Total</b> | <b>273637</b> | <b>251843</b> | <b>18</b>   | <b>525498</b> | <b>135633</b> | <b>83114</b> | <b>19</b>   | <b>218766</b> | <b>5566</b>   |

**Table 7**

**Vital Rates as per Civil Registration System in Districts during year 2025 in Haryana**

| Sr.No | District      | Birth Rate |             |             | Death Rate |             |            | IMR      |           |           |
|-------|---------------|------------|-------------|-------------|------------|-------------|------------|----------|-----------|-----------|
|       |               | Rural      | Urban       | Combined    | Rural      | Urban       | Combined   | Rural    | Urban     | Combined  |
| 1     | 2             | 3          | 4           | 5           | 6          | 7           | 8          | 9        | 10        | 11        |
| 1     | Ambala        | 5.8        | 23.5        | 13.4        | 6.7        | 10.2        | 8.2        | 38       | 9         | 16        |
| 2     | Bhiwani       | 6.0        | 25.4        | 12.6        | 5.1        | 5.8         | 5.4        | 9        | 7         | 8         |
| 3     | Charkhi Dadri | 3.6        | 18.1        | 8.5         | 6.1        | 3.4         | 5.2        | 7        | 3         | 4         |
| 3     | Faridabad     | 17.6       | 24.0        | 22.6        | 5.0        | 7.9         | 7.3        | 1        | 8         | 7         |
| 4     | Fatehabad     | 3.2        | 59.0        | 13.5        | 4.9        | 10.4        | 5.9        | 13       | 4         | 5         |
| 5     | Gurugram      | 9.1        | 33.8        | 25.9        | 5.4        | 11.3        | 9.4        | 5        | 5         | 5         |
| 6     | Hissar        | 6.1        | 36.6        | 15.5        | 6.1        | 14.4        | 8.7        | 19       | 17        | 18        |
| 7     | Jhajjar       | 3.6        | 27.1        | 9.4         | 5.4        | 8.4         | 6.2        | 8        | 6         | 7         |
| 8     | Jind          | 2.6        | 43.2        | 11.6        | 4.6        | 8.9         | 5.6        | 15       | 4         | 6         |
| 9     | Kaithal       | 3.4        | 42.1        | 11.6        | 4.5        | 12.7        | 6.2        | 9        | 4         | 5         |
| 10    | Karnal        | 2.9        | 38.1        | 13.2        | 3.5        | 15.3        | 7.0        | 8        | 15        | 14        |
| 11    | Kurukshetra   | 4.1        | 34.9        | 12.8        | 4.9        | 12.5        | 7.1        | 14       | 12        | 13        |
| 12    | Mahendragarh  | 1.1        | 66.3        | 10.2        | 4.6        | 12.9        | 5.8        | 33       | 2         | 5         |
| 13    | Nuh           | 25.2       | 204.7       | 44.9        | 2.8        | 21.0        | 4.8        | 1        | 22        | 11        |
| 14    | Palwal        | 8.8        | 72.3        | 22.8        | 3.7        | 9.0         | 4.8        | 4        | 1         | 2         |
| 14    | Panchkula     | 3.5        | 29.5        | 17.8        | 3.7        | 11.6        | 8.0        | 5        | 11        | 10        |
| 15    | Panipat       | 4.8        | 39.4        | 20.4        | 4.9        | 8.6         | 6.6        | 7        | 9         | 9         |
| 16    | Rewari        | 2.1        | 57.6        | 16.0        | 4.2        | 12.3        | 6.2        | 18       | 4         | 6         |
| 17    | Rohtak        | 0.8        | 46.8        | 19.7        | 3.9        | 29.8        | 14.5       | 9        | 54        | 53        |
| 18    | Sirsa         | 4.1        | 38.0        | 12.2        | 5.3        | 9.5         | 6.3        | 7        | 7         | 7         |
| 19    | Sonapat       | 7.2        | 30.0        | 14.1        | 5.3        | 9.0         | 6.4        | 5        | 3         | 4         |
| 20    | Yamunanagar   | 3.3        | 30.7        | 13.7        | 4.8        | 8.2         | 6.1        | 9        | 7         | 7         |
|       | <b>Total</b>  | <b>5.9</b> | <b>37.3</b> | <b>16.9</b> | <b>4.8</b> | <b>11.1</b> | <b>7.0</b> | <b>8</b> | <b>11</b> | <b>11</b> |

**Note : Vital rates presented above are based on defecto basis. Take care while using these rates for any purpose**

Table -8

## District-wise Live Birth by Religion of the Family during the Year 2025

| Sr.No | Religion     | Birth Order   |               |              |              |              |             |             |             |            |            |           |           |            |            | Total         |
|-------|--------------|---------------|---------------|--------------|--------------|--------------|-------------|-------------|-------------|------------|------------|-----------|-----------|------------|------------|---------------|
|       |              | 1             | 2             | 3            | 4            | 5            | 6           | 7           | 8           | 9          | 10         | 11        | 12        | 13 & Above | Not Stated |               |
| 1     | Hindus       | 180548        | 158580        | 55226        | 15891        | 4620         | 1294        | 404         | 128         | 29         | 9          | 11        | 7         | 1          | 19         | 416767        |
| 2     | Muslims      | 21880         | 23089         | 17400        | 11362        | 7205         | 4151        | 2133        | 1115        | 498        | 188        | 73        | 23        | 9          | 0          | 89126         |
| 3     | Christians   | 212           | 158           | 41           | 16           | 5            | 1           | 0           | 1           | 0          | 0          | 0         | 0         | 0          | 1          | 435           |
| 4     | Shikhs       | 5559          | 4975          | 1346         | 290          | 70           | 23          | 4           | 0           | 2          | 0          | 0         | 0         | 0          | 2          | 12271         |
| 5     | Buddhist     | 26            | 20            | 4            | 0            | 0            | 0           | 0           | 0           | 0          | 0          | 0         | 0         | 0          | 0          | 50            |
| 6     | Jain         | 194           | 114           | 5            | 1            | 0            | 0           | 0           | 0           | 0          | 0          | 0         | 0         | 0          | 0          | 314           |
| 7     | Others       | 16            | 7             | 2            | 0            | 0            | 0           | 0           | 0           | 0          | 0          | 0         | 0         | 0          | 0          | 25            |
| 8     | No Religion  | 1173          | 1008          | 517          | 230          | 151          | 91          | 39          | 19          | 11         | 3          | 2         | 0         | 0          | 71         | 3315          |
|       | <b>Total</b> | <b>209608</b> | <b>187951</b> | <b>74541</b> | <b>27790</b> | <b>12051</b> | <b>5560</b> | <b>2580</b> | <b>1263</b> | <b>540</b> | <b>200</b> | <b>86</b> | <b>30</b> | <b>10</b>  | <b>93</b>  | <b>522303</b> |

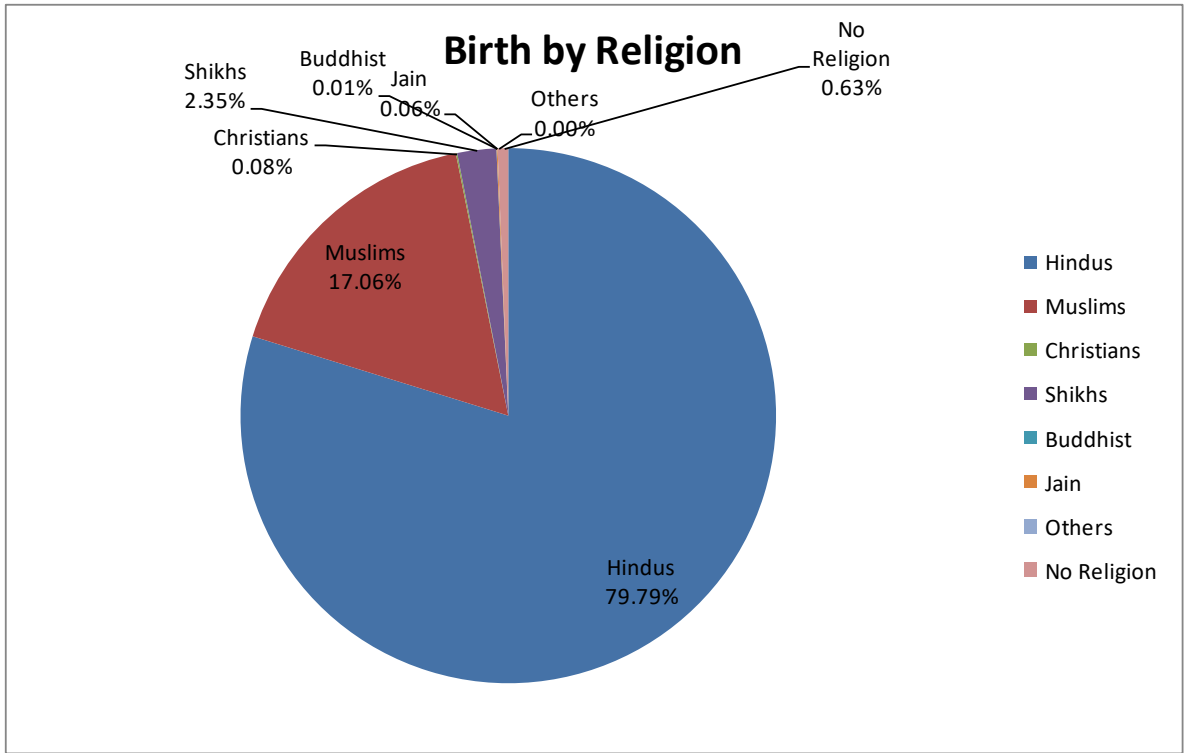


Table-9

**District-wise Live Birth by Religion of the Family during the Year 2025 (Rural Area)**

| Sr.No | Religion     | Birth Order  |              |              |              |             |             |             |            |            |            |           |           |            |                | Total         |
|-------|--------------|--------------|--------------|--------------|--------------|-------------|-------------|-------------|------------|------------|------------|-----------|-----------|------------|----------------|---------------|
|       |              | 1            | 2            | 3            | 4            | 5           | 6           | 7           | 8          | 9          | 10         | 11        | 12        | 13 & Above | Age Not Stated |               |
| 1     | Hindus       | 26121        | 29485        | 12597        | 4190         | 1335        | 402         | 141         | 42         | 14         | 3          | 2         | 1         | 0          | 4              | 74337         |
| 2     | Muslims      | 8286         | 10804        | 8056         | 5702         | 3848        | 2225        | 1163        | 643        | 286        | 109        | 39        | 11        | 7          | 0              | 41179         |
| 3     | Christians   | 25           | 14           | 6            | 6            | 1           | 1           | 0           | 1          | 0          | 0          | 0         | 0         | 0          | 0              | 54            |
| 4     | Sikhs        | 745          | 952          | 357          | 104          | 21          | 9           | 2           | 0          | 0          | 0          | 0         | 0         | 0          | 0              | 2190          |
| 5     | Buddhist     | 3            | 2            | 0            | 0            | 0           | 0           | 0           | 0          | 0          | 0          | 0         | 0         | 0          | 0              | 5             |
| 6     | Jain         | 16           | 5            | 0            | 0            | 0           | 0           | 0           | 0          | 0          | 0          | 0         | 0         | 0          | 0              | 21            |
| 7     | Others       | 3            | 1            | 1            | 0            | 0           | 0           | 0           | 0          | 0          | 0          | 0         | 0         | 0          | 0              | 5             |
| 8     | Not Known    | 272          | 269          | 122          | 34           | 19          | 9           | 1           | 1          | 2          | 0          | 0         | 0         | 0          | 1              | 730           |
|       | <b>Total</b> | <b>35471</b> | <b>41532</b> | <b>21139</b> | <b>10036</b> | <b>5224</b> | <b>2646</b> | <b>1307</b> | <b>687</b> | <b>302</b> | <b>112</b> | <b>41</b> | <b>12</b> | <b>7</b>   | <b>5</b>       | <b>118521</b> |

Table-10

District-wise Live Birth by Religion of the Family during the Year 2025 (Urban Area)

| Sr.No | Religion     | Birth Order   |               |              |              |             |             |             |            |            |           |           |           |            |            | Total         |
|-------|--------------|---------------|---------------|--------------|--------------|-------------|-------------|-------------|------------|------------|-----------|-----------|-----------|------------|------------|---------------|
|       |              | 1             | 2             | 3            | 4            | 5           | 6           | 7           | 8          | 9          | 10        | 11        | 12        | 13 & Above | Not Stated |               |
| 1     | Hindus       | 154427        | 129095        | 42629        | 11701        | 3285        | 892         | 263         | 86         | 15         | 6         | 9         | 6         | 1          | 15         | 342430        |
| 2     | Muslims      | 13594         | 12285         | 9344         | 5660         | 3357        | 1926        | 970         | 472        | 212        | 79        | 34        | 12        | 2          | 0          | 47947         |
| 3     | Christians   | 187           | 144           | 35           | 10           | 4           | 0           | 0           | 0          | 0          | 0         | 0         | 0         | 0          | 1          | 381           |
| 4     | Sikhs        | 4814          | 4023          | 989          | 186          | 49          | 14          | 2           | 0          | 2          | 0         | 0         | 0         | 0          | 2          | 10081         |
| 5     | Buddhist     | 23            | 18            | 4            | 0            | 0           | 0           | 0           | 0          | 0          | 0         | 0         | 0         | 0          | 0          | 45            |
| 6     | Jain         | 178           | 109           | 5            | 1            | 0           | 0           | 0           | 0          | 0          | 0         | 0         | 0         | 0          | 0          | 293           |
| 7     | Others       | 13            | 6             | 1            | 0            | 0           | 0           | 0           | 0          | 0          | 0         | 0         | 0         | 0          | 0          | 20            |
| 8     | Not Known    | 901           | 739           | 395          | 196          | 132         | 82          | 38          | 18         | 9          | 3         | 2         | 0         | 0          | 70         | 2585          |
|       | <b>Total</b> | <b>174137</b> | <b>146419</b> | <b>53402</b> | <b>17754</b> | <b>6827</b> | <b>2914</b> | <b>1273</b> | <b>576</b> | <b>238</b> | <b>88</b> | <b>45</b> | <b>18</b> | <b>3</b>   | <b>88</b>  | <b>403782</b> |

Table -11

## Month-wise and District wise Births Registered during the Year 2025

| Sr.No | District      | Jan          | Feb          | March        | April        | May          | June         | July         | Aug          | Sept         | Oct          | Nov          | Dec          | Total         |
|-------|---------------|--------------|--------------|--------------|--------------|--------------|--------------|--------------|--------------|--------------|--------------|--------------|--------------|---------------|
| 1     | 2             | 3            | 4            | 5            | 6            | 7            | 8            | 9            | 10           | 11           | 12           | 13           | 14           | 15            |
| 1     | Ambala        | 1798         | 1363         | 1407         | 1024         | 1146         | 1199         | 1530         | 1814         | 1873         | 1987         | 1753         | 1675         | 18569         |
| 2     | Bhiwani       | 1493         | 1250         | 1261         | 1026         | 1155         | 1235         | 1498         | 1716         | 1825         | 1727         | 1720         | 1571         | 17477         |
| 3     | Charkhi Dadri | 442          | 390          | 387          | 310          | 369          | 366          | 457          | 504          | 511          | 522          | 485          | 528          | 5271          |
| 4     | Faridabad     | 4516         | 3508         | 3363         | 2953         | 3083         | 3372         | 4332         | 4993         | 4952         | 4971         | 4812         | 4645         | 49500         |
| 5     | Fatehabad     | 1392         | 1134         | 1082         | 945          | 1006         | 1081         | 1395         | 1543         | 1528         | 1586         | 1461         | 1548         | 15701         |
| 6     | Gurugram      | 4084         | 3309         | 3367         | 3054         | 3162         | 3269         | 4064         | 4697         | 4527         | 4667         | 4503         | 4779         | 47482         |
| 7     | Hisar         | 3083         | 2396         | 2514         | 1921         | 2181         | 2233         | 2931         | 3262         | 3358         | 3350         | 3099         | 3096         | 33424         |
| 8     | Jhajjar       | 991          | 724          | 713          | 611          | 743          | 724          | 933          | 1097         | 1122         | 1135         | 1130         | 1231         | 11154         |
| 9     | Jind          | 1763         | 1302         | 1339         | 1080         | 1237         | 1297         | 1671         | 1839         | 1971         | 1957         | 1810         | 1927         | 19193         |
| 10    | Kaithal       | 1488         | 1073         | 1141         | 937          | 1010         | 1068         | 1325         | 1510         | 1588         | 1593         | 1514         | 1217         | 15464         |
| 11    | Kamal         | 2319         | 1837         | 1775         | 1475         | 1580         | 1586         | 1993         | 2326         | 2419         | 2473         | 2287         | 2464         | 24534         |
| 12    | Kurukshetra   | 1398         | 1021         | 1047         | 928          | 980          | 967          | 1310         | 1488         | 1526         | 1540         | 1481         | 1507         | 15193         |
| 13    | Mahendragarh  | 1060         | 826          | 849          | 698          | 789          | 804          | 923          | 1114         | 1138         | 1165         | 1093         | 1182         | 11641         |
| 14    | Nuh           | 5457         | 4259         | 4110         | 3570         | 3762         | 4393         | 5650         | 6783         | 6171         | 5809         | 5416         | 5399         | 60779         |
| 15    | Palwal        | 2638         | 1954         | 2110         | 1702         | 1789         | 2054         | 2634         | 2975         | 2978         | 2902         | 2699         | 2899         | 29334         |
| 16    | Panchkula     | 1144         | 880          | 872          | 788          | 783          | 806          | 1080         | 1174         | 1164         | 1181         | 1145         | 1123         | 12140         |
| 17    | Panipat       | 2823         | 2182         | 2050         | 1772         | 1817         | 2065         | 2609         | 3069         | 3004         | 2996         | 2850         | 2846         | 30083         |
| 18    | Rewari        | 1588         | 1237         | 1287         | 1060         | 1153         | 1239         | 1555         | 1880         | 1752         | 1789         | 1625         | 1647         | 17812         |
| 19    | Rohtak        | 2445         | 1921         | 1861         | 1595         | 1717         | 1727         | 2067         | 2415         | 2429         | 2406         | 2310         | 2714         | 25607         |
| 20    | Sirsa         | 1859         | 1435         | 1360         | 1060         | 1250         | 1343         | 1855         | 1958         | 1933         | 1901         | 1740         | 1819         | 19513         |
| 21    | Sonapat       | 2284         | 1788         | 1776         | 1581         | 1560         | 1745         | 2063         | 2536         | 2501         | 2635         | 2353         | 2357         | 25179         |
| 22    | Yamunanagar   | 2042         | 1458         | 1475         | 1256         | 1284         | 1326         | 1783         | 1989         | 1997         | 1995         | 1920         | 1923         | 20448         |
|       | <b>Total</b>  | <b>48107</b> | <b>37247</b> | <b>37146</b> | <b>31346</b> | <b>33556</b> | <b>35899</b> | <b>45658</b> | <b>52682</b> | <b>52267</b> | <b>52287</b> | <b>49206</b> | <b>50097</b> | <b>525498</b> |

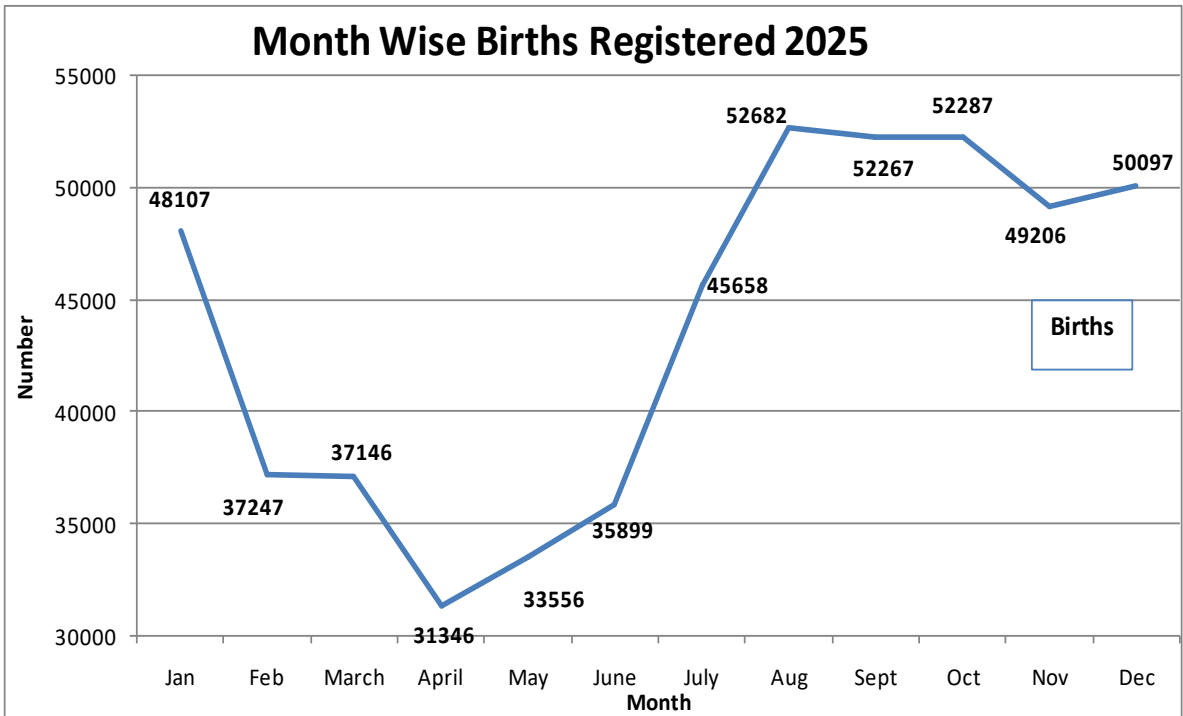
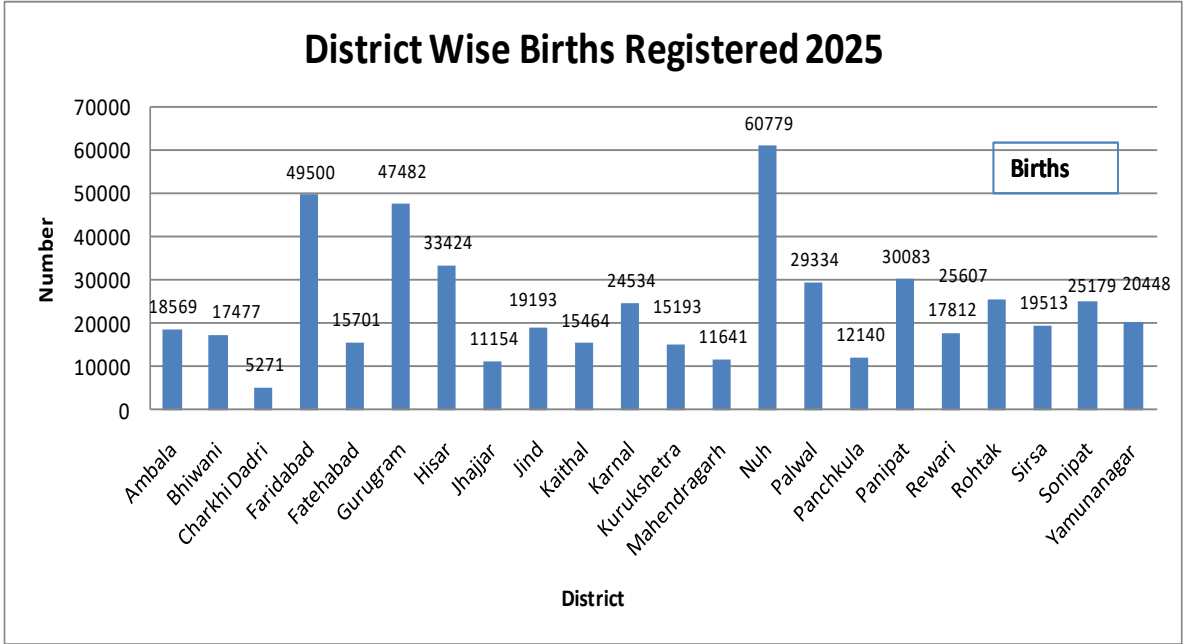
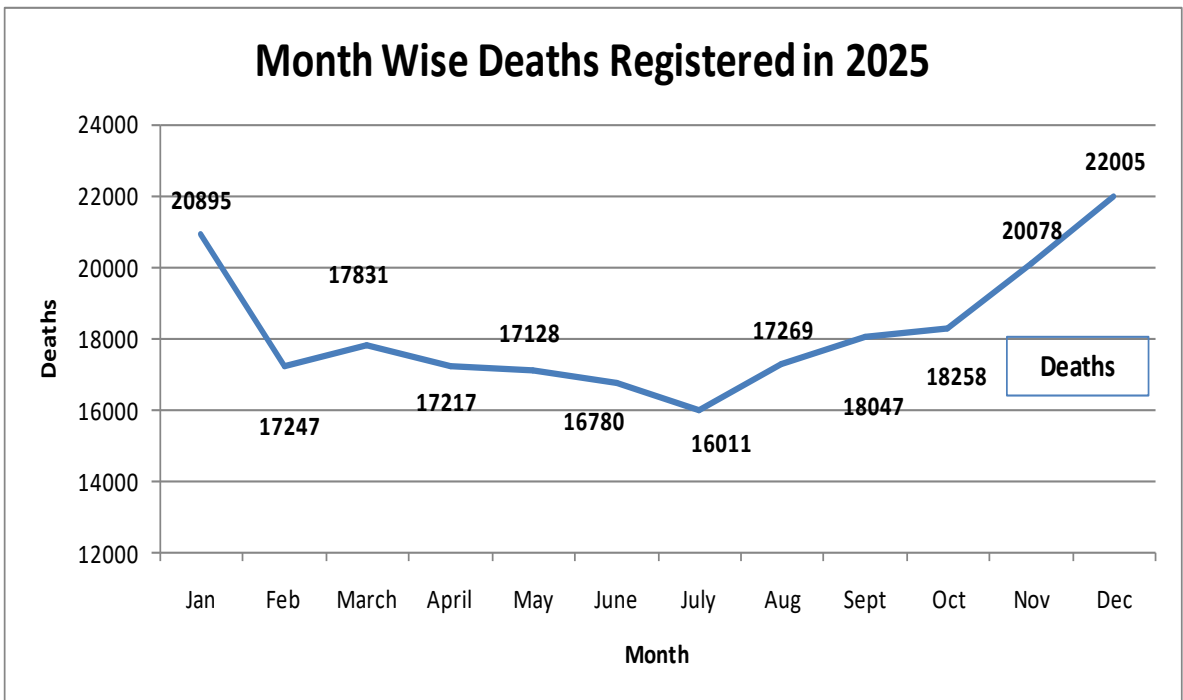
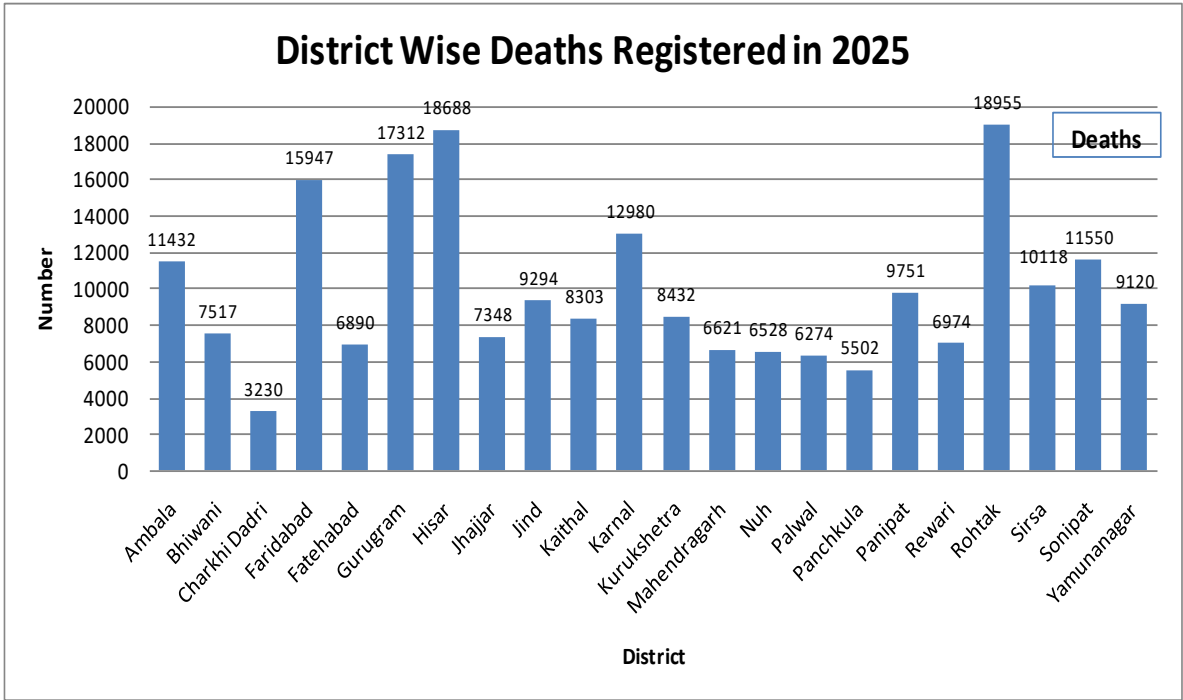


Table 12

## Month-wise and District wise Deaths registered in Haryana during the year 2025

| Sr.No | District      | Jan          | Feb          | March        | April        | May          | June         | July         | Aug          | Sept         | Oct          | Nov          | Dec          | Total         |
|-------|---------------|--------------|--------------|--------------|--------------|--------------|--------------|--------------|--------------|--------------|--------------|--------------|--------------|---------------|
| 1     | 2             | 3            | 4            | 5            | 6            | 7            | 8            | 9            | 10           | 11           | 12           | 13           | 14           | 15            |
| 1     | Ambala        | 1178         | 870          | 918          | 847          | 848          | 895          | 853          | 840          | 1008         | 970          | 1027         | 1178         | 11432         |
| 2     | Bhiwani       | 750          | 603          | 632          | 619          | 629          | 571          | 553          | 539          | 627          | 616          | 675          | 703          | 7517          |
| 3     | Charkhi Dadri | 311          | 251          | 248          | 256          | 284          | 217          | 242          | 267          | 249          | 254          | 291          | 360          | 3230          |
| 4     | Faridabad     | 1465         | 1257         | 1368         | 1211         | 1185         | 1251         | 1182         | 1317         | 1355         | 1315         | 1470         | 1571         | 15947         |
| 5     | Fatehabad     | 677          | 578          | 515          | 537          | 521          | 533          | 493          | 559          | 578          | 567          | 652          | 680          | 6890          |
| 6     | Gurugram      | 1627         | 1343         | 1429         | 1372         | 1373         | 1344         | 1183         | 1403         | 1472         | 1480         | 1496         | 1790         | 17312         |
| 7     | Hisar         | 1772         | 1514         | 1621         | 1512         | 1477         | 1472         | 1432         | 1419         | 1487         | 1476         | 1776         | 1730         | 18688         |
| 8     | Jhajjar       | 655          | 569          | 624          | 586          | 599          | 560          | 551          | 573          | 554          | 573          | 687          | 817          | 7348          |
| 9     | Jind          | 866          | 699          | 700          | 758          | 731          | 763          | 679          | 738          | 695          | 758          | 883          | 1024         | 9294          |
| 10    | Kaithal       | 866          | 711          | 676          | 658          | 637          | 629          | 641          | 651          | 637          | 688          | 740          | 769          | 8303          |
| 11    | Kamal         | 1250         | 1051         | 993          | 1004         | 993          | 953          | 954          | 1047         | 1079         | 1102         | 1226         | 1328         | 12980         |
| 12    | Kurukshetra   | 819          | 660          | 673          | 614          | 642          | 672          | 609          | 621          | 714          | 712          | 807          | 889          | 8432          |
| 13    | Mahendragarh  | 657          | 505          | 512          | 574          | 585          | 516          | 440          | 493          | 552          | 557          | 554          | 676          | 6621          |
| 14    | Nuh           | 574          | 441          | 521          | 566          | 517          | 548          | 469          | 576          | 571          | 540          | 595          | 610          | 6528          |
| 15    | Palwal        | 579          | 465          | 492          | 524          | 463          | 502          | 498          | 560          | 511          | 502          | 598          | 580          | 6274          |
| 16    | Panchkula     | 544          | 446          | 431          | 439          | 373          | 393          | 403          | 401          | 468          | 516          | 486          | 602          | 5502          |
| 17    | Panipat       | 890          | 781          | 841          | 731          | 734          | 726          | 721          | 781          | 822          | 870          | 884          | 970          | 9751          |
| 18    | Rewari        | 688          | 542          | 569          | 574          | 547          | 512          | 491          | 553          | 598          | 567          | 623          | 710          | 6974          |
| 19    | Rohtak        | 1697         | 1554         | 1648         | 1511         | 1554         | 1437         | 1351         | 1516         | 1541         | 1534         | 1681         | 1931         | 18955         |
| 20    | Sirsa         | 992          | 797          | 790          | 760          | 855          | 791          | 725          | 750          | 787          | 899          | 1033         | 939          | 10118         |
| 21    | Sonapat       | 1149         | 881          | 921          | 868          | 874          | 845          | 869          | 932          | 969          | 976          | 1013         | 1253         | 11550         |
| 22    | Yamunanagar   | 889          | 729          | 709          | 696          | 707          | 650          | 672          | 733          | 773          | 786          | 881          | 895          | 9120          |
|       | <b>Total</b>  | <b>20895</b> | <b>17247</b> | <b>17831</b> | <b>17217</b> | <b>17128</b> | <b>16780</b> | <b>16011</b> | <b>17269</b> | <b>18047</b> | <b>18258</b> | <b>20078</b> | <b>22005</b> | <b>218766</b> |



**Month-wise and District wise Infant Deaths registered during the year 2025**

| Sr.No | District      | Jan        | Feb        | March      | April      | May        | June       | July       | Aug        | Sept       | Oct        | Nov        | Dec        | Total       |
|-------|---------------|------------|------------|------------|------------|------------|------------|------------|------------|------------|------------|------------|------------|-------------|
| 1     | 2             | 3          | 4          | 5          | 6          | 7          | 8          | 9          | 10         | 11         | 12         | 13         | 14         | 15          |
| 1     | Ambala        | 39         | 22         | 27         | 16         | 23         | 18         | 27         | 10         | 38         | 28         | 31         | 21         | <b>300</b>  |
| 2     | Bhiwani       | 10         | 13         | 8          | 12         | 7          | 14         | 11         | 10         | 14         | 9          | 12         | 19         | <b>139</b>  |
| 3     | Charkhi Dadri | 3          | 1          | 0          | 2          | 1          | 3          | 2          | 3          | 2          | 1          | 3          | 0          | <b>21</b>   |
| 4     | Faridabad     | 45         | 22         | 32         | 16         | 30         | 21         | 23         | 31         | 32         | 45         | 33         | 28         | <b>358</b>  |
| 5     | Fatehabad     | 12         | 2          | 5          | 10         | 7          | 6          | 6          | 5          | 8          | 7          | 7          | 10         | <b>85</b>   |
| 6     | Gurugram      | 11         | 18         | 11         | 33         | 18         | 14         | 17         | 15         | 23         | 26         | 33         | 27         | <b>246</b>  |
| 7     | Hisar         | 50         | 34         | 49         | 42         | 37         | 53         | 47         | 56         | 51         | 53         | 53         | 61         | <b>586</b>  |
| 8     | Jhajjar       | 5          | 7          | 7          | 6          | 5          | 6          | 1          | 1          | 11         | 6          | 7          | 11         | <b>73</b>   |
| 9     | Jind          | 17         | 6          | 11         | 5          | 8          | 8          | 7          | 10         | 6          | 4          | 9          | 18         | <b>109</b>  |
| 10    | Kaithal       | 10         | 3          | 7          | 7          | 5          | 4          | 10         | 8          | 7          | 7          | 6          | 3          | <b>77</b>   |
| 11    | Kamal         | <b>28</b>  | <b>25</b>  | <b>19</b>  | <b>23</b>  | <b>26</b>  | <b>21</b>  | <b>35</b>  | <b>33</b>  | <b>39</b>  | <b>35</b>  | <b>31</b>  | <b>33</b>  | <b>348</b>  |
| 12    | Kurukshetra   | 18         | 5          | 7          | 10         | 13         | 19         | 20         | 24         | 20         | 26         | 8          | 26         | <b>196</b>  |
| 13    | Mahendragarh  | 19         | 3          | 4          | 3          | 3          | 4          | 2          | 3          | 2          | 7          | 8          | 4          | <b>62</b>   |
| 14    | Nuh           | 46         | 36         | 44         | 62         | 62         | 76         | 52         | 64         | 59         | 73         | 53         | 52         | <b>679</b>  |
| 15    | Palwal        | 6          | 3          | 5          | 6          | 1          | 3          | 4          | 4          | 2          | 9          | 10         | 2          | <b>55</b>   |
| 16    | Panchkula     | 7          | 12         | 4          | 10         | 17         | 8          | 3          | 7          | 14         | 21         | 11         | 11         | <b>125</b>  |
| 17    | Panipat       | 22         | 16         | 16         | 9          | 15         | 17         | 27         | 22         | 27         | 30         | 32         | 25         | <b>258</b>  |
| 18    | Rewari        | 11         | 11         | 4          | 6          | 8          | 3          | 5          | 9          | 12         | 14         | 6          | 14         | <b>103</b>  |
| 19    | Rohtak        | 149        | 100        | 86         | 73         | 109        | 113        | 89         | 125        | 107        | 131        | 145        | 135        | <b>1362</b> |
| 20    | Sirsa         | 16         | 16         | 9          | 14         | 4          | 8          | 9          | 13         | 12         | 17         | 6          | 12         | <b>136</b>  |
| 21    | Sonapat       | 5          | 7          | 8          | 2          | 3          | 5          | 9          | 6          | 15         | 13         | 9          | 15         | <b>97</b>   |
| 22    | Yamunanagar   | 10         | 11         | 11         | 11         | 17         | 5          | 19         | 4          | 14         | 15         | 16         | 18         | <b>151</b>  |
|       | <b>Total</b>  | <b>539</b> | <b>373</b> | <b>374</b> | <b>378</b> | <b>419</b> | <b>429</b> | <b>425</b> | <b>463</b> | <b>515</b> | <b>577</b> | <b>529</b> | <b>545</b> | <b>5566</b> |

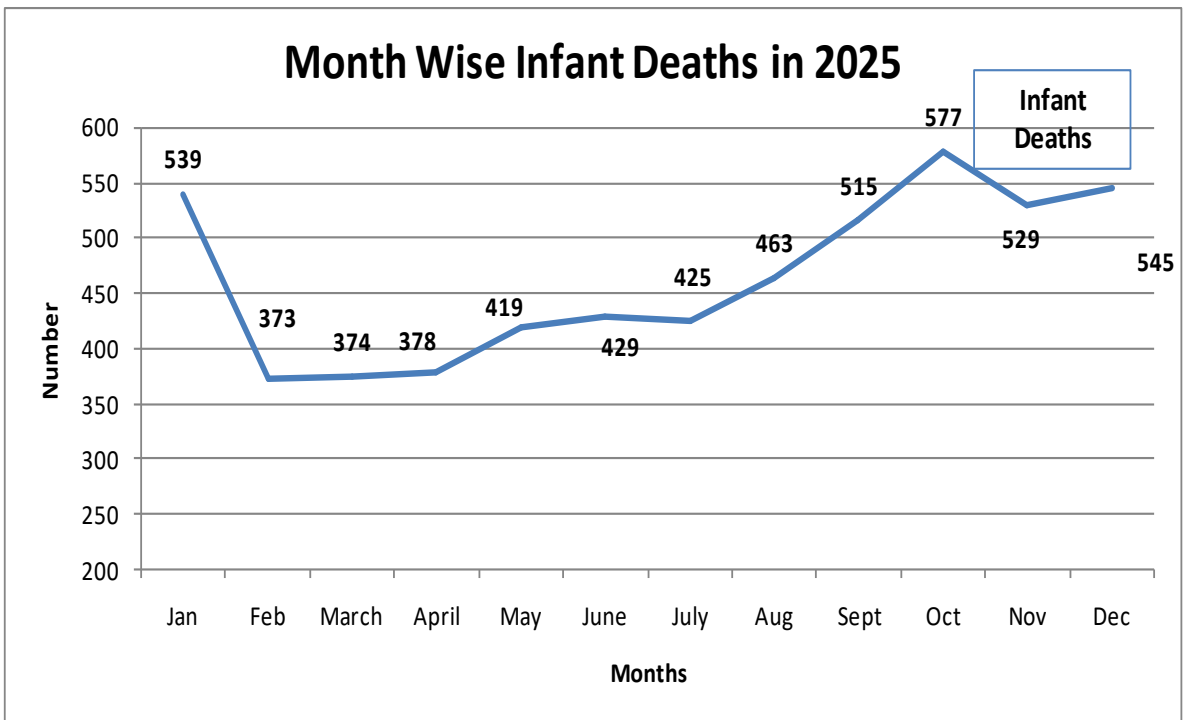
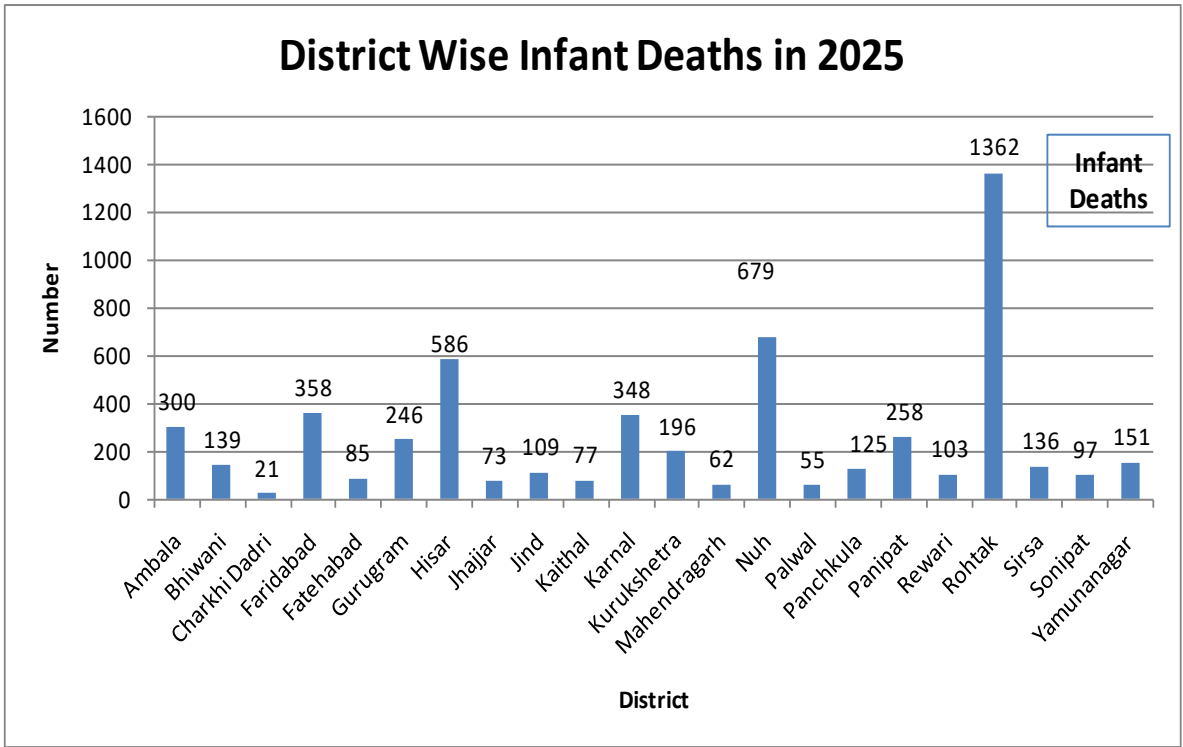


Table -14

## Month-wise and District wise Infant Deaths registered during the year 2025 (Rural Area)

| Sr.No | District      | Jan        | Feb       | March     | April     | May       | June      | July      | Aug       | Sept      | Oct       | Nov       | Dec        | Total      |
|-------|---------------|------------|-----------|-----------|-----------|-----------|-----------|-----------|-----------|-----------|-----------|-----------|------------|------------|
| 1     | 2             | 3          | 4         | 5         | 6         | 7         | 8         | 9         | 10        | 11        | 12        | 13        | 14         | 15         |
| 1     | Ambala        | 23         | 15        | 16        | 12        | 14        | 11        | 8         | 6         | 18        | 17        | 22        | 10         | 172        |
| 2     | Bhiwani       | 4          | 6         | 4         | 7         | 1         | 6         | 4         | 1         | 3         | 1         | 5         | 9          | 51         |
| 3     | Charkhi Dadri | 3          | 0         | 0         | 1         | 1         | 3         | 0         | 2         | 0         | 0         | 1         | 0          | 11         |
| 4     | Faridabad     | 0          | 2         | 3         | 1         | 0         | 0         | 0         | 2         | 1         | 0         | 1         | 2          | 12         |
| 5     | Fatehabad     | 6          | 1         | 3         | 5         | 2         | 4         | 2         | 3         | 2         | 4         | 4         | 4          | 40         |
| 6     | Gungram       | 2          | 0         | 3         | 3         | 0         | 1         | 4         | 4         | 3         | 1         | 2         | 2          | 25         |
| 7     | Hisar         | 17         | 6         | 10        | 8         | 15        | 14        | 14        | 26        | 21        | 14        | 12        | 20         | 177        |
| 8     | Jhajjar       | 3          | 4         | 3         | 2         | 1         | 0         | 0         | 1         | 2         | 1         | 4         | 4          | 25         |
| 9     | Jind          | 11         | 3         | 7         | 1         | 2         | 6         | 1         | 3         | 3         | 2         | 6         | 5          | 50         |
| 10    | Kaithal       | 4          | 0         | 5         | 4         | 3         | 1         | 3         | 3         | 3         | 2         | 4         | 0          | 32         |
| 11    | Kamal         | 4          | 1         | 1         | 2         | 4         | 1         | 0         | 1         | 4         | 3         | 3         | 8          | 32         |
| 12    | Kurukshetra   | 5          | 1         | 1         | 1         | 0         | 7         | 3         | 5         | 8         | 6         | 2         | 12         | 51         |
| 13    | Mahendragarh  | 15         | 2         | 1         | 1         | 2         | 2         | 1         | 1         | 2         | 2         | 4         | 3          | 36         |
| 14    | Nuh           | 2          | 2         | 1         | 1         | 1         | 0         | 2         | 2         | 4         | 2         | 4         | 4          | 25         |
| 15    | Palwal        | 3          | 2         | 2         | 2         | 0         | 2         | 3         | 2         | 1         | 7         | 8         | 2          | 34         |
| 16    | Panchkula     | 0          | 0         | 0         | 0         | 1         | 0         | 0         | 2         | 0         | 2         | 0         | 1          | 6          |
| 17    | Panipat       | 5          | 4         | 3         | 2         | 3         | 2         | 3         | 2         | 0         | 0         | 2         | 1          | 27         |
| 18    | Rewari        | 5          | 5         | 2         | 0         | 5         | 1         | 2         | 4         | 1         | 2         | 1         | 3          | 31         |
| 19    | Rohtak        | 1          | 1         | 0         | 1         | 1         | 1         | 1         | 0         | 0         | 0         | 0         | 0          | 6          |
| 20    | Sirsa         | 6          | 4         | 1         | 3         | 2         | 1         | 3         | 3         | 3         | 1         | 0         | 6          | 33         |
| 21    | Sonipat       | 3          | 3         | 5         | 1         | 1         | 3         | 1         | 2         | 8         | 4         | 4         | 7          | 42         |
| 22    | Yamunanagar   | 1          | 2         | 4         | 4         | 2         | 1         | 5         | 1         | 0         | 2         | 2         | 4          | 28         |
|       | <b>Total</b>  | <b>123</b> | <b>64</b> | <b>75</b> | <b>62</b> | <b>61</b> | <b>67</b> | <b>60</b> | <b>76</b> | <b>87</b> | <b>73</b> | <b>91</b> | <b>107</b> | <b>946</b> |

Table -15

**Month-wise and district wise Infant Deaths registered during the year 2025 (Urban Area)**

| Sr.No | District      | Jan        | Feb        | March      | April      | May        | June       | July       | Aug        | Sept       | Oct        | Nov        | Dec        | Total       |
|-------|---------------|------------|------------|------------|------------|------------|------------|------------|------------|------------|------------|------------|------------|-------------|
| 1     | 2             | 3          | 4          | 5          | 6          | 7          | 8          | 9          | 10         | 11         | 12         | 13         | 14         | 15          |
| 1     | Ambala        | 16         | 7          | 11         | 4          | 9          | 7          | 19         | 4          | 20         | 11         | 9          | 11         | 128         |
| 2     | Bhiwani       | 6          | 7          | 4          | 5          | 6          | 8          | 7          | 9          | 11         | 8          | 7          | 10         | 88          |
| 3     | Charkhi Dadri | 0          | 1          | 0          | 1          | 0          | 0          | 2          | 1          | 2          | 1          | 2          | 0          | 10          |
| 4     | Faridabad     | 45         | 20         | 29         | 15         | 30         | 21         | 23         | 29         | 31         | 45         | 32         | 26         | 346         |
| 5     | Fatehabad     | 6          | 1          | 2          | 5          | 5          | 2          | 4          | 2          | 6          | 3          | 3          | 6          | 45          |
| 6     | Gurugram      | 9          | 18         | 8          | 30         | 18         | 13         | 13         | 11         | 20         | 25         | 31         | 25         | 221         |
| 7     | Hisar         | 33         | 28         | 39         | 34         | 22         | 39         | 33         | 30         | 30         | 39         | 41         | 41         | 409         |
| 8     | Jhajjar       | 2          | 3          | 4          | 4          | 4          | 6          | 1          | 0          | 9          | 5          | 3          | 7          | 48          |
| 9     | Jind          | 6          | 3          | 4          | 4          | 6          | 2          | 6          | 7          | 3          | 2          | 3          | 13         | 59          |
| 10    | Kaithal       | 6          | 3          | 2          | 3          | 2          | 3          | 7          | 5          | 4          | 5          | 2          | 3          | 45          |
| 11    | Kamal         | 24         | 24         | 18         | 21         | 22         | 20         | 35         | 32         | 35         | 32         | 28         | 25         | 316         |
| 12    | Kurukshetra   | 13         | 4          | 6          | 9          | 13         | 12         | 17         | 19         | 12         | 20         | 6          | 14         | 145         |
| 13    | Mahendragarh  | 4          | 1          | 3          | 2          | 1          | 2          | 1          | 2          | 0          | 5          | 4          | 1          | 26          |
| 14    | Nuh           | 44         | 34         | 43         | 61         | 61         | 76         | 50         | 62         | 55         | 71         | 49         | 48         | 654         |
| 15    | Palwal        | 3          | 1          | 3          | 4          | 1          | 1          | 1          | 2          | 1          | 2          | 2          | 0          | 21          |
| 16    | Panchkula     | 7          | 12         | 4          | 10         | 16         | 8          | 3          | 5          | 14         | 19         | 11         | 10         | 119         |
| 17    | Panipat       | 17         | 12         | 13         | 7          | 12         | 15         | 24         | 20         | 27         | 30         | 30         | 24         | 231         |
| 18    | Rewari        | 6          | 6          | 2          | 6          | 3          | 2          | 3          | 5          | 11         | 12         | 5          | 11         | 72          |
| 19    | Rohitak       | 148        | 99         | 86         | 72         | 108        | 112        | 88         | 125        | 107        | 131        | 145        | 135        | 1356        |
| 20    | Sirsa         | 10         | 12         | 8          | 11         | 2          | 7          | 6          | 10         | 9          | 16         | 6          | 6          | 103         |
| 21    | Sonapat       | 2          | 4          | 3          | 1          | 2          | 2          | 8          | 4          | 7          | 9          | 5          | 8          | 55          |
| 22    | Yamunanagar   | 9          | 9          | 7          | 7          | 15         | 4          | 14         | 3          | 14         | 13         | 14         | 14         | 123         |
|       | <b>Total</b>  | <b>416</b> | <b>309</b> | <b>299</b> | <b>316</b> | <b>358</b> | <b>362</b> | <b>365</b> | <b>387</b> | <b>428</b> | <b>504</b> | <b>438</b> | <b>438</b> | <b>4620</b> |

**Table -16**  
**Registration Center-wise Number of Vital Events Registered in Ambala during 2024-2025**

| Sr.No. | Registration Centre                 | Vital events registered during |              |              |              | Sex Ratio  |            |
|--------|-------------------------------------|--------------------------------|--------------|--------------|--------------|------------|------------|
|        |                                     | 2024                           |              | 2025         |              | 2024       | 2025       |
|        |                                     | Births                         | Deaths       | Births       | Deaths       |            |            |
| 1      | 2                                   | 3                              | 4            | 5            | 6            | 7          | 8          |
| 1      | Cantt Board Ambala Cantt            | 293                            | 169          | 32           | 112          | 776        | 600        |
| 2      | Municipal Council Ambala Sadar      | 2835                           | 1060         | 2848         | 1032         | 845        | 919        |
| 3      | Municipal Corporation Ambala City   | 3288                           | 2287         | 5485         | 2545         | 895        | 937        |
| 4      | Municipal Committee Naraingarh      | 300                            | 110          | 299          | 121          | 887        | 869        |
| 5      | Municipal Committee Barara          | 151                            | 153          | 90           | 141          | 716        | 1045       |
| 6      | Civil Hospital Ambala City          | 3248                           | 774          | 2390         | 761          | 946        | 949        |
| 7      | Civil Hospital Ambala Cantt         | 2788                           | 1059         | 1724         | 970          | 943        | 923        |
| 8      | Civil Hospital Naraingarh           | 642                            | 244          | 748          | 233          | 1045       | 923        |
| 9      | Military Hospital Ambala Cantt.     | 261                            | 31           | 425          | 35           | 933        | 742        |
| 10     | Community Health Centre Chaumastpur | 164                            | 186          | 139          | 170          | 783        | 878        |
| 11     | Primary Health Centre Majri         | 67                             | 278          | 40           | 216          | 914        | 905        |
| 12     | Primary Health Centre Naggal        | 92                             | 204          | 24           | 165          | 736        | 714        |
| 13     | Primary Health Centre Nur Pur       | 42                             | 313          | 11           | 270          | 750        | 571        |
| 14     | Primary Health Centre Panjokhara    | 52                             | 136          | 49           | 98           | 1167       | 960        |
| 15     | Primary Health Centre Barara        | 7                              | 160          | 5            | 154          | 400        | 4000       |
| 16     | Primary Health Centre Bihta         | 95                             | 119          | 14           | 119          | 1021       | 400        |
| 17     | Community Health Centre Mullana     | 2420                           | 1804         | 3419         | 1921         | 925        | 929        |
| 18     | Primary Health Centre Nahoni        | 23                             | 184          | 5            | 147          | 769        | 667        |
| 19     | Primary Health Centre Samlehri      | 39                             | 226          | 47           | 187          | 393        | 567        |
| 20     | Primary Health Centre Ugala         | 10                             | 303          | 4            | 235          | 667        | 3000       |
| 21     | Primary Health Centre Ambli         | 92                             | 322          | 92           | 283          | 1244       | 1091       |
| 22     | Primary Health Centre Kurali        | 43                             | 159          | 25           | 126          | 955        | 1273       |
| 23     | Primary Health Centre Patherheri    | 175                            | 265          | 105          | 231          | 842        | 1386       |
| 24     | Community Health Centre Shahzad Pur | 395                            | 268          | 340          | 225          | 890        | 789        |
| 25     | Primary Health Centre Boh           | 45                             | 216          | 38           | 191          | 957        | 1714       |
| 26     | Primary Health Centre Saha          | 190                            | 126          | 168          | 103          | 900        | 750        |
| 27     | Primary Health Centre Kesari        | 1                              | 148          | 1            | 102          | 0          | 0          |
| 28     | Primary Health Centre Dhanana       | 1                              | 224          | 0            | 207          | 0          | 0          |
| 29     | Primary Health Centre Nanyola       | 1                              | 138          | 1            | 117          | 0          | 0          |
| 30     | Primary Health Centre Bhurewala     | 4                              | 215          | 1            | 146          | 333        | 0          |
|        | <b>Grand Total</b>                  | <b>17764</b>                   | <b>11881</b> | <b>18569</b> | <b>11363</b> | <b>907</b> | <b>923</b> |

Table -17

## Registration Center-wise Number of Vital Events Registered in Bhiwani during 2024-2025

| Sr.No.             | Registration Centre                 | Vital events registered during |             |              |             | Sex Ratio  |            |
|--------------------|-------------------------------------|--------------------------------|-------------|--------------|-------------|------------|------------|
|                    |                                     | 2024                           |             | 2025         |             | 2024       | 2025       |
|                    |                                     | Births                         | Deaths      | Births       | Deaths      |            |            |
| 1                  | 2                                   | 3                              | 4           | 5            | 6           | 7          | 8          |
| 1                  | Municipal Committee Bawani Khera    | 121                            | 138         | 45           | 129         | 635        | 1368       |
| 2                  | Municipal Committee Bhiwani         | 7995                           | 1535        | 7555         | 1435        | 893        | 909        |
| 3                  | Municipal Committee Siwani          | 974                            | 153         | 903          | 128         | 1008       | 889        |
| 4                  | General Hospital Bhiwani            | 1766                           | 780         | 2424         | 770         | 889        | 903        |
| 5                  | Civil Hospital Siwani               | 195                            | 23          | 203          | 31          | 789        | 1030       |
| 6                  | Civil Hospital Bawani Khera         | 241                            | 14          | 277          | 18          | 1114       | 965        |
| 7                  | Primary Health Centre Alakhpura     | 2                              | 183         | 5            | 177         | 1000       | 250        |
| 8                  | Primary Health Centre Chang         | 243                            | 234         | 267          | 189         | 1042       | 880        |
| 9                  | Community Health Centre Dhanana     | 98                             | 205         | 93           | 176         | 1390       | 824        |
| 10                 | Primary Health Centre Pur           | 4                              | 75          | 5            | 70          | 1000       | 667        |
| 11                 | Primary Health Centre Sui           | 109                            | 232         | 107          | 204         | 1057       | 1378       |
| 12                 | Community Health Centre Manheru     | 166                            | 185         | 132          | 213         | 1024       | 913        |
| 13                 | Primary Health Centre Dinod         | 115                            | 170         | 64           | 132         | 949        | 882        |
| 14                 | Primary Health Centre Jui Kalan     | 428                            | 224         | 412          | 204         | 853        | 881        |
| 15                 | Primary Health Centre Kairu         | 228                            | 226         | 262          | 216         | 1000       | 926        |
| 16                 | Primary Health Centre Biran         | 76                             | 187         | 67           | 169         | 810        | 1233       |
| 17                 | Primary Health Centre Jamal Pur     | 201                            | 155         | 198          | 137         | 914        | 784        |
| 18                 | Primary Health Centre Tosham        | 1707                           | 285         | 1527         | 302         | 999        | 938        |
| 19                 | Primary Health Centre Barwa         | 132                            | 38          | 143          | 44          | 886        | 1648       |
| 20                 | Primary Health Centre Gurera        | 34                             | 115         | 6            | 97          | 1125       | 0          |
| 21                 | Primary Health Centre Jhumpa Kalan  | 191                            | 221         | 220          | 204         | 990        | 913        |
| 22                 | Primary Health Centre Lilas         | 4                              | 169         | 2            | 152         | 1000       | 1000       |
| 23                 | Community Health Centre Miran       | 120                            | 152         | 127          | 141         | 1034       | 789        |
| 24                 | Primary Health Centre Behal         | 836                            | 346         | 877          | 285         | 935        | 932        |
| 25                 | Community Health Centre Loharu      | 600                            | 267         | 596          | 228         | 770        | 910        |
| 26                 | Primary Health Centre Naki Pur      | 116                            | 185         | 126          | 180         | 902        | 853        |
| 27                 | Primary Health Centre Sohasra       | 180                            | 127         | 177          | 129         | 935        | 788        |
| 28                 | Primary Health Centre Bamla         | 177                            | 189         | 236          | 166         | 945        | 1107       |
| 29                 | Primary Health Centre Kharak Kalan  | 135                            | 250         | 124          | 216         | 957        | 879        |
| 30                 | Primary Health Centre Talu          | 4                              | 223         | 5            | 163         | 333        | 667        |
| 31                 | Primary Health Centre Dhani Mahu    | 125                            | 133         | 133          | 145         | 786        | 1046       |
| 32                 | Primary Health Centre Bushan        | 4                              | 233         | 4            | 186         | 333        | 3000       |
| 33                 | Primary Health Centre Dhigawa Jatan | 130                            | 128         | 77           | 135         | 884        | 1962       |
| 34                 | Primary Health Centre Sandawa       | 42                             | 184         | 76           | 156         | 1471       | 949        |
| 35                 | PHC Nandgaon                        | 3                              | 149         | 0            | 126         | 2000       | 0          |
| <b>Grand Total</b> |                                     | <b>17502</b>                   | <b>8113</b> | <b>17475</b> | <b>7453</b> | <b>916</b> | <b>923</b> |

**Table -18**

**Registration Center-wise Number of Vital Events Registered in Charkhi Dadri during 2024-2025**

| Sr.No.             | Registration Centre                | Vital events registered during |             |             |             | Sex Ratio  |            |
|--------------------|------------------------------------|--------------------------------|-------------|-------------|-------------|------------|------------|
|                    |                                    | 2024                           |             | 2025        |             | 2024       | 2025       |
|                    |                                    | Births                         | Deaths      | Births      | Deaths      |            |            |
| <b>1</b>           | <b>2</b>                           | <b>3</b>                       | <b>4</b>    | <b>5</b>    | <b>6</b>    | <b>7</b>   | <b>8</b>   |
| 1                  | Municipal Committee Charkhi Dadri  | 3947                           | 300         | 2796        | 405         | 841        | 898        |
| 2                  | General Hospital Charkhi Dadri     | 785                            | 427         | 1001        | 304         | 865        | 932        |
| 3                  | Primary Health Centre Balkra       | 3                              | 136         | 0           | 133         | 0          | 0          |
| 4                  | Primary Health Centre Jhojhu Kalan | 198                            | 257         | 172         | 217         | 960        | 955        |
| 5                  | Primary Health Centre Mai Kalan    | 122                            | 218         | 100         | 166         | 937        | 1083       |
| 6                  | Primary Health Centre Santokhpura  | 96                             | 161         | 105         | 159         | 846        | 1188       |
| 7                  | Primary Health Centre Mankawas     | 2                              | 232         | 4           | 177         | 1000       | 1000       |
| 8                  | Primary Health Centre Sanwar       | 74                             | 212         | 47          | 173         | 1176       | 1350       |
| 9                  | Primary Health Centre Achina       | 0                              | 148         | 1           | 138         | 0          | 0          |
| 10                 | Primary Health Centre Bond Kalan   | 211                            | 169         | 195         | 161         | 1049       | 757        |
| 11                 | Primary Health Centre Ranila       | 105                            | 123         | 100         | 115         | 944        | 563        |
| 12                 | Primary Health Centre Badhra       | 365                            | 219         | 347         | 245         | 962        | 876        |
| 13                 | Primary Health Centre Chhapar      | 96                             | 103         | 54          | 112         | 959        | 862        |
| 14                 | Community Health Centre Gopi       | 126                            | 237         | 133         | 244         | 750        | 1111       |
| 15                 | Primary Health Centre Harodi       | 173                            | 292         | 118         | 174         | 1012       | 934        |
| 16                 | Primary Health Centre Kadma        | 68                             | 191         | 92          | 171         | 838        | 1044       |
| 17                 | Primary Health Centre Imlota       | 0                              | 178         | 2           | 121         | 0          | 1000       |
| <b>Grand Total</b> |                                    | <b>6371</b>                    | <b>3603</b> | <b>5267</b> | <b>3215</b> | <b>871</b> | <b>911</b> |

Table-19

## Registration Center-wise Number of Vital Events Registered in Faridabad during 2024-2025

| Sr.No. | Registration Centre                                | Vital events registered during |              |              |              | Sex Ratio  |            |
|--------|----------------------------------------------------|--------------------------------|--------------|--------------|--------------|------------|------------|
|        |                                                    | 2024                           |              | 2025         |              | 2024       | 2025       |
|        |                                                    | Births                         | Deaths       | Births       | Deaths       |            |            |
| 1      | 2                                                  | 3                              | 4            | 5            | 6            | 7          | 8          |
| 1      | MCF Sarai Khawaza                                  | 2744                           | 1369         | 2682         | 1241         | 798        | 936        |
| 2      | MCF Old zone                                       | 4332                           | 2803         | 4648         | 3127         | 903        | 909        |
| 3      | MCF NIT                                            | 9790                           | 4541         | 9686         | 4086         | 888        | 909        |
| 4      | MCF FCA Ballabgarh                                 | 7504                           | 2592         | 7501         | 2503         | 857        | 864        |
| 5      | Sub District Hospital Ballabgarh                   | 2791                           | 121          | 2619         | 100          | 887        | 933        |
| 6      | Civil Hospital Faridabad                           | 3892                           | 943          | 3631         | 881          | 877        | 923        |
| 7      | FRU-1, Sector 30, Faridabad                        | 995                            | 0            | 988          | 1            | 921        | 911        |
| 8      | FRU-2, Sector 30, Faridabad                        | 656                            | 0            | 851          | 0            | 1000       | 956        |
| 9      | ESIC Medical College and Hospital                  | 4345                           | 1481         | 3436         | 1431         | 944        | 940        |
| 10     | Shri Atal Bihari Vajpayee Medical College Chhainsa |                                |              | 0            | 5            |            | 0          |
| 11     | UPHC Shiv Durga Vihar                              | 168                            | 0            | 165          | 0            | 931        | 1143       |
| 12     | UPHC Dabua Colony                                  | 724                            | 0            | 852          | 0            | 900        | 995        |
| 13     | UPHC Saran                                         | 285                            | 0            | 368          | 0            | 1050       | 957        |
| 14     | UHC Mujjessar                                      | 384                            | 0            | 326          | 0            | 979        | 1117       |
| 15     | UHC Pratapgarh                                     | 463                            | 0            | 571          | 0            | 954        | 824        |
| 16     | UHC SGM Nagar                                      | 508                            | 0            | 547          | 0            | 1000       | 854        |
| 17     | UHC Sanjay Colony                                  | 86                             | 0            | 222          | 0            | 755        | 866        |
| 18     | UHC Mewla Maharajpur                               |                                |              | 0            | 0            |            | 0          |
| 19     | Primary Health Centre Dhouj                        | 2588                           | 215          | 3420         | 264          | 953        | 975        |
| 20     | Community Health Centre Kheri Kalan                | 1693                           | 708          | 1741         | 744          | 980        | 894        |
| 21     | Primary Health Centre Pali                         | 319                            | 95           | 341          | 107          | 88         | 1067       |
| 22     | Primary Health Centre Palla                        | 551                            | 72           | 570          | 88           | 1011       | 1000       |
| 23     | Community Health Centre Kurali                     | 322                            | 250          | 324          | 190          | 940        | 1132       |
| 24     | Primary Health Centre Mohna                        | 644                            | 179          | 538          | 166          | 975        | 949        |
| 25     | Primary Health Centre Panhera Khurd                | 26                             | 77           | 25           | 59           | 1889       | 1083       |
| 26     | Primary Health Centre Dayal Pur                    | 174                            | 274          | 237          | 229          | 832        | 992        |
| 27     | Primary Health Centre Chhainsa                     | 283                            | 250          | 320          | 212          | 838        | 975        |
| 28     | Primary Health Centre Tigaon                       | 583                            | 256          | 630          | 190          | 828        | 892        |
| 29     | Primary Health Centre Fatehpur Biloch              | 175                            | 0            | 166          | 0            | 1035       | 1024       |
| 30     | Primary Health Centre Fatehpur Tagga               | 280                            | 149          | 402          | 143          | 931        | 961        |
| 31     | Primary Health Centre Seekri                       | 1614                           | 135          | 1635         | 102          | 901        | 809        |
|        | <b>Grand Total</b>                                 | <b>48919</b>                   | <b>16510</b> | <b>49442</b> | <b>15869</b> | <b>898</b> | <b>916</b> |

**Table-20**  
**Registration Center-wise Number of Vital Events Registered in Fatehabad during 2024-2025**

| Sr.No. | Registration Centre                   | Vital events registered during |             |              |             | Sex Ratio  |            |
|--------|---------------------------------------|--------------------------------|-------------|--------------|-------------|------------|------------|
|        |                                       | 2024                           |             | 2025         |             | 2024       | 2025       |
|        |                                       | Births                         | Deaths      | Births       | Deaths      |            |            |
| 1      | 2                                     | 3                              | 4           | 5            | 6           | 7          | 8          |
| 1      | Municipal Committee Ratia             | 752                            | 345         | 754          | 342         | 938        | 933        |
| 2      | Municipal Committee Tohana            | 4253                           | 704         | 4323         | 678         | 879        | 894        |
| 3      | Municipal Committee Fatehabad         | 2529                           | 740         | 2663         | 749         | 948        | 974        |
| 4      | Civil Hospital Fatehabad              | 3422                           | 262         | 3396         | 223         | 940        | 1013       |
| 5      | Civil Hospital Tohana                 | 1047                           | 115         | 860          | 157         | 983        | 1019       |
| 6      | Primary Health Centre Bhardana        | 84                             | 168         | 113          | 154         | 100        | 1093       |
| 7      | Primary Health Centre Bhuthan Kalan   | 114                            | 132         | 117          | 111         | 1235       | 1294       |
| 8      | Community Health Centre Ratia         | 643                            | 93          | 667          | 77          | 864        | 906        |
| 9      | Primary Health Centre Jakhal          | 451                            | 208         | 546          | 222         | 783        | 923        |
| 10     | Primary Health Centre Kullan          | 194                            | 218         | 136          | 172         | 813        | 1030       |
| 11     | Primary Health Centre Mamu Pur        | 12                             | 177         | 2            | 177         | 714        | 1000       |
| 12     | Primary Health Centre Meyond Kalan    | 6                              | 186         | 6            | 160         | 1000       | 500        |
| 13     | Primary Health Centre Samain          | 29                             | 264         | 54           | 242         | 1636       | 1250       |
| 14     | Community Health Centre Bhattukalan   | 603                            | 247         | 670          | 239         | 939        | 775        |
| 15     | Primary Health Centre Badopal         | 183                            | 158         | 185          | 125         | 743        | 1256       |
| 16     | Primary Health Centre Bangram         | 13                             | 141         | 10           | 115         | 625        | 1000       |
| 17     | Primary Health Centre Bhuna           | 647                            | 384         | 629          | 357         | 909        | 1090       |
| 18     | Primary Health Centre Jhalnia         | 1                              | 128         | 1            | 133         | 0          | 0          |
| 19     | Primary Health Centre Mohmmadpur Rohi | 11                             | 139         | 5            | 129         | 833        | 667        |
| 20     | Primary Health Centre Nehla           | 46                             | 211         | 25           | 191         | 769        | 786        |
| 21     | Primary Health Centre Pirthla         | 88                             | 192         | 76           | 188         | 1256       | 1303       |
| 22     | Primary Health Centre Pilimandauri    | 81                             | 191         | 78           | 144         | 800        | 1690       |
| 23     | Primary Health Centre Nagpur          | 167                            | 355         | 144          | 317         | 1197       | 920        |
| 24     | Primary Health Centre Hassanga        | 3                              | 137         | 4            | 119         | 2000       | 0          |
| 25     | Primary Health Centre Mehmara         | 8                              | 341         | 7            | 357         | 1000       | 750        |
| 26     | Primary Health Centre Indachoi        | 2                              | 141         | 7            | 157         | 0          | 400        |
| 27     | Primary Health Centre Aherwan         | 147                            | 211         | 153          | 247         | 934        | 1013       |
| 28     | Primary Health Centre Biggher         | 5                              | 130         | 1            | 105         | 667        | 0          |
| 29     | Primary Health Centre Hizrawakalan    | 3                              | 170         | 4            | 152         | 500        | 33         |
| 30     | Primary Health Centre Khabra Kalan    | 5                              | 162         | 2            | 163         | 667        | 0          |
| 31     | Primary Health Centre Khairati Khara  | 38                             | 159         | 63           | 146         | 1111       | 853        |
|        | <b>Grand Total</b>                    | <b>15587</b>                   | <b>7209</b> | <b>15701</b> | <b>6848</b> | <b>919</b> | <b>959</b> |

Table -21

## Registration Center-wise Number of Vital Events Registered in Gurugram during 2024-2025

| Sr.No | Registration Centre                 | Vital events registered during |              |              |              | Sex Ratio  |            |
|-------|-------------------------------------|--------------------------------|--------------|--------------|--------------|------------|------------|
|       |                                     | 2024                           |              | 2025         |              | 2024       | 2025       |
|       |                                     | Births                         | Deaths       | Births       | Deaths       |            |            |
| 1     | 2                                   | 3                              | 4            | 5            | 6            | 7          | 8          |
| 1     | Municipal Committee Haily Mandi     | 358                            | 133          | 510          | 117          | 799        | 875        |
| 2     | Municipal Committee Pataudi         | 846                            | 106          | 914          | 124          | 914        | 966        |
| 3     | Municipal Committee Sohna           | 1340                           | 343          | 1372         | 301          | 895        | 864        |
| 4     | Municipal Corporation Gurugram      | 28086                          | 10600        | 29422        | 10917        | 898        | 886        |
| 5     | Municipal Committee Farrukhnagar    | 947                            | 150          | 891          | 164          | 945        | 971        |
| 6     | Municipal Corporation Manesar       | 2695                           | 920          | 3088         | 1186         | 931        | 904        |
| 7     | Civil Hospital Gurugram             | 7358                           | 1943         | 6669         | 1888         | 911        | 945        |
| 8     | SDH Sohna                           | 1755                           | 128          | 1927         | 98           | 877        | 917        |
| 9     | SDH Hailey Mandi                    | 0                              | 0            | 0            | 0            | 0          | 0          |
| 10    | Primary Health Centre Kasan         | 19                             | 75           | 7            | 52           | 583        | 750        |
| 11    | Primary Health Centre Bhora Kalan   | 139                            | 313          | 209          | 289          | 853        | 917        |
| 12    | Primary Health Centre Bhangrola     | 2                              | 97           | 1            | 66           | 0          | 0          |
| 13    | Community Health Centre Pataudi     | 521                            | 448          | 400          | 382          | 719        | 932        |
| 14    | Primary Health Centre Mandpura      | 129                            | 298          | 149          | 263          | 843        | 1258       |
| 15    | Community Health Centre Farukhnagar | 6                              | 100          | 3            | 88           | 2000       | 0          |
| 16    | Primary Health Centre Garhi Harsaru | 1181                           | 444          | 1329         | 484          | 857        | 926        |
| 17    | Primary Health Centre Wazirabad     | 0                              | 1            | 0            | 0            | 0          | 0          |
| 18    | Primary Health Centre Badshahpur    | 0                              | 0            | 0            | 0            | 0          | 0          |
| 19    | Primary Health Centre Bhondsi       | 89                             | 292          | 532          | 400          | 712        | 797        |
| 20    | Community Health Centre Ghangola    | 40                             | 194          | 57           | 209          | 538        | 1036       |
| 21    | Primary Health Centre Daultabad     | 2                              | 35           | 0            | 28           | 0          | 0          |
| 22    | Primary Health Centre Palra         | 1                              | 90           | 2            | 64           | 0          | 0          |
| 23    | Primary Health Centre Hazipur       | 3                              | 183          | 0            | 146          | 500        | 0          |
|       | <b>Grand Total</b>                  | <b>45517</b>                   | <b>16893</b> | <b>47482</b> | <b>17266</b> | <b>897</b> | <b>900</b> |

Table-22

## Registration Center-wise Number of Vital Events Registered in Hissar during 2024-2025

| Sr.No. | Registration Centre                    | Vital events registered during |              |              |              | Sex Ratio  |            |
|--------|----------------------------------------|--------------------------------|--------------|--------------|--------------|------------|------------|
|        |                                        | 2024                           |              | 2025         |              | 2024       | 2025       |
|        |                                        | Births                         | Deaths       | Births       | Deaths       |            |            |
| 1      | 2                                      | 3                              | 4            | 5            | 6            | 7          | 8          |
| 1      | Municipal Corporation Hissar           | 10309                          | 6545         | 10660        | 6831         | 918        | 920        |
| 2      | Municipal Committee Barwala            | 2255                           | 352          | 2165         | 342          | 944        | 902        |
| 3      | Municipal Committee Namound            | 178                            | 115          | 93           | 128          | 728        | 979        |
| 4      | Municipal Council Hansi                | 4403                           | 810          | 4379         | 752          | 906        | 941        |
| 5      | General Hospital Hissar                | 2316                           | 733          | 2832         | 667          | 901        | 923        |
| 6      | Municipal Committee Uklana             | 729                            | 151          | 718          | 162          | 997        | 885        |
| 7      | General Hospital Hansi                 | 544                            | 174          | 702          | 262          | 902        | 1011       |
| 8      | Municipal Committee Adampur            | 0                              | 0            | 0            | 0            | 0          | 0          |
| 9      | Community Health Centre Arya Nagar     | 259                            | 178          | 148          | 176          | 977        | 1000       |
| 10     | Primary Health Centre Balsamand        | 219                            | 165          | 222          | 153          | 938        | 965        |
| 11     | Primary Health Centre Chaudhariwas     | 109                            | 172          | 127          | 178          | 982        | 814        |
| 12     | Primary Health Centre Gawar            | 1                              | 93           | 1            | 107          | 0          | 0          |
| 13     | Primary Health Centre Satrod Kalan     | 17                             | 192          | 3            | 161          | 545        | 0          |
| 14     | Community Health Centre Barwala        | 950                            | 217          | 882          | 187          | 841        | 1046       |
| 15     | Primary Health Centre Agroha           | 4216                           | 2196         | 3409         | 1937         | 903        | 939        |
| 16     | Primary Health Centre Dhansu           | 226                            | 236          | 208          | 203          | 1000       | 841        |
| 17     | Primary Health Centre Landhri          | 362                            | 237          | 286          | 191          | 978        | 833        |
| 18     | Primary Health Centre Kaimri           | 192                            | 170          | 131          | 147          | 699        | 1047       |
| 19     | Primary Health Centre Ladwa            | 1398                           | 570          | 1402         | 615          | 934        | 874        |
| 20     | Community Health Centre Mangali Kalan  | 329                            | 204          | 250          | 224          | 891        | 786        |
| 21     | Primary Health Centre Nalwa            | 160                            | 169          | 121          | 132          | 778        | 729        |
| 22     | Primary Health Centre Talwandi Rukka   | 58                             | 197          | 52           | 175          | 706        | 1261       |
| 23     | Primary Health Centre Daulatpur        | 10                             | 176          | 10           | 164          | 667        | 2333       |
| 24     | Primary Health Centre Hasangarh        | 128                            | 214          | 148          | 192          | 1032       | 1176       |
| 25     | Primary Health Centre Pabra            | 145                            | 215          | 66           | 232          | 1042       | 886        |
| 26     | Community Health Centre Uklana         | 393                            | 253          | 435          | 217          | 828        | 851        |
| 27     | Primary Health Centre Khanda Kheri     | 216                            | 185          | 261          | 157          | 946        | 825        |
| 28     | Primary Health Centre Mirchpur         | 112                            | 279          | 99           | 222          | 836        | 768        |
| 29     | Community Health Centre Namound        | 271                            | 15           | 341          | 29           | 760        | 938        |
| 30     | Primary Health Centre Bass             | 5                              | 204          | 11           | 212          | 250        | 833        |
| 31     | Primary Health Centre Puthi Mangalkhan | 6                              | 214          | 1            | 179          | 1000       | 0          |
| 32     | Primary Health Centre Puthi Samain     | 134                            | 160          | 122          | 140          | 654        | 179        |
| 33     | Community Health Centre Sorkhi         | 190                            | 293          | 143          | 250          | 1184       | 702        |
| 34     | Primary Health Centre Datta            | 382                            | 279          | 411          | 224          | 1011       | 1015       |
| 35     | Primary Health Centre Gurana           | 230                            | 288          | 185          | 238          | 840        | 888        |
| 36     | Community Health Centre Sisai Bola     | 91                             | 177          | 127          | 157          | 978        | 841        |
| 37     | Primary Health Centre Umra             | 35                             | 231          | 91           | 248          | 944        | 1116       |
| 38     | Primary Health Centre Chuli Bagaria    | 12                             | 271          | 2            | 255          | 714        | 1000       |
| 39     | Primary Health Centre Dobhi            | 92                             | 233          | 43           | 168          | 1000       | 593        |
| 40     | Primary Health Centre Kajlan           | 110                            | 177          | 110          | 151          | 1340       | 1075       |
| 41     | Primary Health Centre Neoli Kalan      | 207                            | 203          | 145          | 158          | 935        | 883        |
| 42     | Primary Health Centre Siswal           | 193                            | 189          | 204          | 170          | 969        | 789        |
| 43     | General Hospital Adampur               | 936                            | 168          | 935          | 166          | 966        | 928        |
| 44     | Primary Health Centre Thurana          | 147                            | 201          | 100          | 177          | 885        | 1128       |
| 45     | Primary Health Centre Kheri Chaupla    | 27                             | 248          | 12           | 254          | 1077       | 714        |
| 46     | Primary Health Centre Banbhori         | 20                             | 296          | 11           | 287          | 667        | 1750       |
| 47     | Primary Health Centre Bichpari         | 5                              | 227          | 6            | 213          | 0          | 2000       |
| 48     | UHC Azad Nagar                         | 111                            | 0            | 91           | 0            | 790        | 750        |
| 49     | UHC Sec 1 & 4                          | 546                            | 1            | 438          | 0            | 863        | 880        |
|        | <b>Grand Total</b>                     | <b>33984</b>                   | <b>19273</b> | <b>33339</b> | <b>18590</b> | <b>913</b> | <b>923</b> |

Table -23

## Registration Center-wise Number of Vital Events Registered in Jhajjar during 2024-2025

| Sr.No. | Registration Centre                    | Vital events registered during |             |              |             | Sex Ratio  |            |
|--------|----------------------------------------|--------------------------------|-------------|--------------|-------------|------------|------------|
|        |                                        | 204                            |             | 2025         |             | 2024       | 2025       |
|        |                                        | Births                         | Deaths      | Births       | Deaths      |            |            |
| 1      | 2                                      | 3                              | 4           | 5            | 6           | 7          | 8          |
| 1      | Municipal Committee Beri               | 4                              | 119         | 3            | 107         | 3000       | 0          |
| 2      | Municipal Council Bahadurgarh          | 3172                           | 1357        | 3408         | 1284        | 890        | 891        |
| 3      | Municipal Council Jhajjar              | 1007                           | 417         | 1020         | 393         | 795        | 841        |
| 4      | General Hospital Jhajjar               | 1196                           | 215         | 1431         | 207         | 993        | 929        |
| 5      | General Hospital Bahadurgarh           | 1258                           | 250         | 1670         | 405         | 886        | 944        |
| 6      | Civil Hospital Beri                    | 224                            | 35          | 367          | 55          | 948        | 863        |
| 7      | Primary Health Centre Bhambhewa        | 0                              | 71          | 1            | 36          | 0          | 0          |
| 8      | Community Health Centre Dighal         | 243                            | 176         | 382          | 165         | 699        | 1183       |
| 9      | Primary Health Centre Jahajgarh        | 3                              | 176         | 1            | 133         | 500        | 0          |
| 10     | Primary Health Centre Majra Dubal Dhan | 2                              | 141         | 1            | 105         | 0          | 0          |
| 11     | Primary Health Centre Bahu Jholri      | 41                             | 205         | 57           | 175         | 1158       | 1111       |
| 12     | Primary Health Centre Birohar          | 84                             | 192         | 83           | 141         | 714        | 1306       |
| 13     | Community Health Centre Jamalpur       | 102                            | 333         | 89           | 306         | 729        | 1070       |
| 14     | Primary Health Centre Matanhail        | 101                            | 11          | 117          | 13          | 942        | 773        |
| 15     | Primary Health Centre Chhara           | 145                            | 132         | 170          | 106         | 1071       | 828        |
| 16     | Primary Health Centre Chhudani         | 3                              | 123         | 4            | 116         | 2000       | 0          |
| 17     | Primary Health Centre Kharhar          | 2                              | 141         | 4            | 134         | 0          | 0          |
| 18     | Primary Health Centre Mandothi         | 3                              | 157         | 1            | 150         | 2000       | 0          |
| 19     | Community Health Centre Dhakla         | 151                            | 153         | 180          | 115         | 1097       | 957        |
| 20     | Primary Health Centre Machhroli        | 99                             | 140         | 84           | 120         | 941        | 1000       |
| 21     | Primary Health Centre Tumbaheri        | 14                             | 138         | 15           | 98          | 1800       | 500        |
| 22     | Primary Health Centre Badli            | 224                            | 224         | 318          | 210         | 836        | 828        |
| 23     | Primary Health Centre Badsa            | 6                              | 993         | 6            | 1073        | 2000       | 5000       |
| 24     | Primary Health Centre Dujana           | 858                            | 323         | 788          | 244         | 907        | 858        |
| 25     | Primary Health Centre Silani           | 94                             | 169         | 68           | 141         | 1000       | 744        |
| 26     | Primary Health Centre Jasaur Kheri     | 2                              | 195         | 0            | 152         | 0          | 0          |
| 27     | Community Health Centre Dubal Dhan     | 57                             | 101         | 56           | 94          | 839        | 931        |
| 28     | Primary Health Centre Salhawas         | 122                            | 154         | 100          | 160         | 1259       | 887        |
| 29     | Primary Health Centre Chhuchhakwas     | 161                            | 148         | 186          | 132         | 940        | 1188       |
| 30     | Primary Health Centre Jahangirpur      | 82                             | 152         | 77           | 159         | 2154       | 1139       |
| 31     | Primary Health Centre Kanonda          | 85                             | 192         | 120          | 177         | 809        | 905        |
| 32     | Primary Health Centre Nuna Majra       | 16                             | 184         | 79           | 176         | 1000       | 1324       |
| 33     | Primary Health Centre Patauda          | 124                            | 139         | 259          | 160         | 824        | 877        |
| 34     | Primary Health Centre Barhana          | 0                              | 39          | 1            | 37          | 0          | 0          |
|        | <b>Grand Total</b>                     | <b>9685</b>                    | <b>7695</b> | <b>11146</b> | <b>7279</b> | <b>904</b> | <b>915</b> |

Table -24

## Registration Center-wise Number of Vital Events Registered in Jind during 2024-2025

| Sr.No. | Registration Centre                  | Vital events registered during |              |              |             | Sex Ratio  |            |
|--------|--------------------------------------|--------------------------------|--------------|--------------|-------------|------------|------------|
|        |                                      | 2024                           |              | 2025         |             | 2024       | 2025       |
|        |                                      | Births                         | Deaths       | Births       | Deaths      |            |            |
| 1      | 2                                    | 3                              | 4            | 5            | 6           | 7          | 8          |
| 1      | Municipal Committee Narwana          | 598                            | 375          | 693          | 338         | 892        | 853        |
| 2      | Municipal Committee Jind             | 8372                           | 1160         | 8889         | 1077        | 917        | 907        |
| 3      | Municipal Committe Safidon           | 1235                           | 262          | 1474         | 199         | 871        | 958        |
| 4      | Municipal Committee Uchana           | 240                            | 205          | 281          | 116         | 818        | 837        |
| 5      | Municipal Committee Julana           | 20                             | 109          | 16           | 109         | 818        | 1000       |
| 6      | Civil Hospital Jind                  | 2612                           | 673          | 2582         | 673         | 914        | 898        |
| 7      | Civil Hospital Narwana               | 1881                           | 212          | 921          | 196         | 879        | 947        |
| 8      | Primary Health Centre Amargarh       | 8                              | 175          | 1            | 182         | 1000       | 0          |
| 9      | Primary Health Centre Danoda Kalan   | 195                            | 230          | 230          | 214         | 875        | 855        |
| 10     | Primary Health Centre Dhamtan Sahib  | 311                            | 258          | 158          | 225         | 932        | 1079       |
| 11     | Primary Health Centre Dhanauri       | 170                            | 212          | 135          | 248         | 932        | 1143       |
| 12     | Community Health Centre Ujhana       | 316                            | 298          | 370          | 295         | 963        | 805        |
| 13     | Primary Health Centre Daryawala      | 59                             | 349          | 7            | 246         | 1034       | 400        |
| 14     | Primary Health Centre Kandela        | 1266                           | 462          | 354          | 247         | 936        | 844        |
| 15     | Community Health Centre Kharak Ramji | 20                             | 230          | 4            | 184         | 1000       | 1000       |
| 16     | Primary Health Centre Ram Rai        | 248                            | 177          | 89           | 177         | 759        | 1023       |
| 17     | Primary Health Centre Jai Jai Wanti  | 151                            | 197          | 156          | 189         | 888        | 902        |
| 18     | Community Health Centre Julana       | 545                            | 221          | 503          | 196         | 1011       | 905        |
| 19     | Primary Health Centre Nidana         | 4                              | 113          | 2            | 84          | 1000       | 0          |
| 20     | Primary Health Centre Shamlo Kalan   | 239                            | 120          | 75           | 100         | 719        | 974        |
| 21     | Primary Health Centre Hatt           | 42                             | 423          | 1            | 210         | 680        | 0          |
| 22     | Primary Health Centre Muana          | 96                             | 258          | 127          | 216         | 811        | 868        |
| 23     | Community Health Centre Safidon      | 467                            | 360          | 416          | 339         | 914        | 874        |
| 24     | Primary Health Centre Alewa          | 319                            | 176          | 273          | 181         | 945        | 1150       |
| 25     | Primary Health Centre Dhatrath       | 129                            | 275          | 4            | 180         | 573        | 333        |
| 26     | Primary Health Centre Kalwa          | 331                            | 195          | 301          | 153         | 1135       | 1105       |
| 27     | Primary Health Centre Rajana Kalan   | 25                             | 225          | 42           | 216         | 923        | 1100       |
| 28     | Primary Health Centre Siwana Mal     | 2                              | 172          | 5            | 127         | 0          | 1500       |
| 29     | Primary Health Centre Chhattar       | 167                            | 494          | 137          | 195         | 942        | 930        |
| 30     | Primary Health Centre Dahola         | 4                              | 182          | 1            | 158         | 333        | 0          |
| 31     | Primary Health Centre Durjanpur      | 196                            | 417          | 22           | 174         | 675        | 222        |
| 32     | Primary Health Centre Ghogarian      | 221                            | 707          | 4            | 248         | 889        | 1000       |
| 33     | Primary Health Centre Sinsar         | 77                             | 239          | 0            | 193         | 674        | 0          |
| 34     | Sub Divisional Hospital Uchana       | 584                            | 105          | 495          | 71          | 866        | 996        |
| 35     | Primary Health Centre Dumarkha Khurd | 153                            | 685          | 321          | 266         | 800        | 745        |
| 36     | Primary Health Centre Naguran        | 22                             | 173          | 70           | 128         | 1200       | 1121       |
| 37     | Primary Health Centre Karsindhu      | 3                              | 197          | 5            | 185         | 500        | 667        |
| 38     | Primary Health Centre Uchana Khurd   | 4                              | 174          | 2            | 162         | 1000       | 1000       |
| 39     | Primary Health Centre Kinana         | 0                              | 205          | 2            | 171         | 0          | 0          |
| 40     | Primary Health Centre Lajwana Kalan  | 1                              | 163          | 0            | 154         | 0          | 0          |
| 41     | Primary Health Centre Karmgarh       | 5                              | 183          | 1            | 149         | 4000       | 0          |
|        | <b>Grand Total</b>                   | <b>21338</b>                   | <b>12046</b> | <b>19169</b> | <b>9171</b> | <b>902</b> | <b>911</b> |

Table -25

## Registration Center-wise Number of Vital Events Registered in Kaithal during 2024-2025

| Sr.No. | Registration Centre             | Vital events registered during |             |              |             | Sex Ratio  |            |
|--------|---------------------------------|--------------------------------|-------------|--------------|-------------|------------|------------|
|        |                                 | 2024                           |             | 2025         |             | 2024       | 2025       |
|        |                                 | Births                         | Deaths      | Births       | Deaths      |            |            |
| 1      | 2                               | 3                              | 4           | 5            | 6           | 7          | 8          |
| 1      | Municipal Committee Cheeka      | 2094                           | 234         | 1641         | 278         | 983        | 928        |
| 2      | Municipal Committee Kaithal     | 5867                           | 1669        | 5483         | 1593        | 873        | 876        |
| 3      | Municipal Committee Pundri      | 43                             | 157         | 31           | 142         | 792        | 1385       |
| 4      | Municipal Committee Kalayat     | 140                            | 179         | 151          | 164         | 1000       | 888        |
| 5      | Municipal Committee Rajound     | 112                            | 146         | 55           | 83          | 1074       | 774        |
| 6      | Municipal Committee Siwan       | 226                            | 128         | 199          | 116         | 948        | 809        |
| 7      | General Hospital Kaithal        | 3691                           | 557         | 3689         | 655         | 924        | 1034       |
| 8      | Primary Health Centre Bhagal    | 131                            | 204         | 105          | 176         | 658        | 694        |
| 9      | Community Health Centre Guhla   | 198                            | 374         | 518          | 349         | 722        | 843        |
| 10     | Primary Health Centre Kangthali | 184                            | 402         | 181          | 368         | 628        | 866        |
| 11     | Primary Health Centre Kharkan   | 259                            | 176         | 311          | 176         | 1056       | 962        |
| 12     | Primary Health Centre Balu      | 24                             | 206         | 33           | 172         | 1400       | 1750       |
| 13     | Primary Health Centre Batta     | 83                             | 198         | 92           | 198         | 1128       | 1000       |
| 14     | Community Health Centre Kalayat | 366                            | 385         | 371          | 412         | 735        | 828        |
| 15     | Primary Health Centre Dhand     | 150                            | 478         | 105          | 196         | 807        | 721        |
| 16     | Primary Health Centre Habri     | 108                            | 238         | 96           | 232         | 688        | 846        |
| 17     | Community Health Centre Kaul    | 179                            | 134         | 225          | 142         | 1011       | 860        |
| 18     | Primary Health Centre Pai       | 84                             | 235         | 85           | 220         | 909        | 809        |
| 19     | Primary Health Centre Pundri    | 354                            | 227         | 324          | 217         | 956        | 1000       |
| 20     | Primary Health Centre Rasina    | 119                            | 216         | 111          | 197         | 919        | 790        |
| 21     | Primary Health Centre Jakholi   | 116                            | 258         | 75           | 232         | 1320       | 923        |
| 22     | Primary Health Centre Karora    | 192                            | 211         | 205          | 190         | 920        | 916        |
| 23     | Primary Health Centre Kithana   | 232                            | 250         | 197          | 186         | 827        | 841        |
| 24     | Community Health Centre Rajound | 172                            | 89          | 138          | 103         | 977        | 890        |
| 25     | Primary Health Centre Deoban    | 140                            | 270         | 132          | 246         | 1188       | 808        |
| 26     | Primary Health Centre Keorak    | 235                            | 237         | 223          | 211         | 911        | 798        |
| 27     | Primary Health Centre Mundri    | 87                             | 204         | 121          | 194         | 582        | 984        |
| 28     | Primary Health Centre Padla     | 369                            | 356         | 386          | 322         | 984        | 763        |
| 29     | Community Health Centre Siwan   | 163                            | 334         | 160          | 304         | 716        | 975        |
| 30     | Primary Health Centre Teek      | 1                              | 193         | 3            | 183         | 0          | 2000       |
|        | <b>Grand Total</b>              | <b>16119</b>                   | <b>8945</b> | <b>15446</b> | <b>8257</b> | <b>902</b> | <b>914</b> |

Table -26

## Registration Center-wise Number of Vital Events Registered in Kamal during 2024-2025

| Sr.No. | Registration Centre               | Vital events registered during |              |              |              | Sex Ratio  |            |
|--------|-----------------------------------|--------------------------------|--------------|--------------|--------------|------------|------------|
|        |                                   | 2024                           |              | 2025         |              | 2024       | 2025       |
|        |                                   | Births                         | Deaths       | Births       | Deaths       |            |            |
| 1      | 2                                 | 3                              | 4            | 5            | 6            | 7          | 8          |
| 1      | Municipal Committee Assandh       | 824                            | 192          | 1121         | 187          | 877        | 890        |
| 2      | Municipal Committee Gharaunda     | 273                            | 245          | 281          | 248          | 796        | 825        |
| 3      | Municipal Committee Indri         | 3                              | 110          | 17           | 117          | 2000       | 1125       |
| 4      | Municipal Committee Nilokheri     | 83                             | 110          | 70           | 91           | 1075       | 892        |
| 5      | Municipal Committee Taraori       | 34                             | 195          | 24           | 203          | 789        | 846        |
| 6      | Municipal Corporation Kamal       | 7704                           | 3549         | 7743         | 3369         | 895        | 942        |
| 7      | Municipal committee Nissing       | 344                            | 92           | 299          | 86           | 1000       | 709        |
| 8      | KCGMCH Kamal                      | 5408                           | 2086         | 4325         | 1936         | 914        | 919        |
| 9      | GH Kamal                          | 2483                           | 357          | 2821         | 481          | 1022       | 971        |
| 10     | Civil Hospital Assandh            | 422                            | 394          | 434          | 363          | 876        | 879        |
| 11     | Primary Health Centre Jalamana    | 163                            | 136          | 182          | 141          | 988        | 857        |
| 12     | Primary Health Centre Popra       | 33                             | 177          | 37           | 169          | 1357       | 1176       |
| 13     | Primary Health Centre Uplana      | 11                             | 197          | 15           | 169          | 375        | 154        |
| 14     | Primary Health Centre Barsat      | 492                            | 251          | 666          | 266          | 871        | 1075       |
| 15     | Primary Health Centre Chaura      | 98                             | 196          | 86           | 207          | 1000       | 1263       |
| 16     | Primary Health Centre Gagsina     | 221                            | 290          | 157          | 236          | 857        | 1093       |
| 17     | Community Health Centre Gharaunda | 790                            | 296          | 900          | 255          | 1057       | 996        |
| 18     | Primary Health Centre Kutail      | 115                            | 217          | 98           | 192          | 917        | 885        |
| 19     | Primary Health Centre Bhadson     | 107                            | 150          | 119          | 157          | 814        | 676        |
| 20     | Primary Health Centre Gheer       | 160                            | 250          | 171          | 220          | 778        | 1111       |
| 21     | Community Health Centre Indri     | 453                            | 320          | 829          | 277          | 888        | 876        |
| 22     | Primary Health Centre Kachhwa     | 112                            | 163          | 91           | 182          | 750        | 1068       |
| 23     | Primary Health Centre Khukhni     | 103                            | 276          | 105          | 269          | 1289       | 1019       |
| 24     | Primary Health Centre Kunjpura    | 441                            | 376          | 464          | 341          | 917        | 1053       |
| 25     | Primary Health Centre Madhuban    | 368                            | 411          | 353          | 383          | 917        | 756        |
| 26     | Primary Health Centre Nigdhu      | 174                            | 294          | 192          | 236          | 832        | 882        |
| 27     | Community Health Centre Nilokheri | 1467                           | 238          | 1355         | 259          | 985        | 1056       |
| 28     | Primary Health Centre Sagga       | 50                             | 204          | 45           | 187          | 1174       | 364        |
| 29     | Primary Health Centre Taroari     | 279                            | 152          | 274          | 121          | 924        | 943        |
| 30     | Primary Health Centre Ballah      | 244                            | 163          | 299          | 148          | 891        | 993        |
| 31     | Primary Health Centre Salwan      | 158                            | 178          | 157          | 188          | 775        | 826        |
| 32     | Primary Health Centre Barota      | 17                             | 137          | 9            | 98           | 545        | 500        |
| 33     | Primary Health Centre Jundla      | 271                            | 294          | 291          | 218          | 882        | 1021       |
| 34     | Community Health Centre Nissing   | 289                            | 337          | 241          | 304          | 762        | 883        |
| 35     | Primary Health Centre Sambhli     | 236                            | 177          | 240          | 175          | 829        | 752        |
| 36     | Community Health Centre Padha     | 1                              | 131          | 3            | 117          | 0          | 2000       |
| 37     | Primary Health Centre Padhana     | 0                              | 170          | 3            | 137          | 0          | 0          |
| 38     | Primary Health Centre Ramba       | 0                              | 193          | 8            | 181          | 0          | 333        |
|        | <b>Grand Total</b>                | <b>24431</b>                   | <b>13704</b> | <b>24525</b> | <b>12914</b> | <b>919</b> | <b>937</b> |

Table-27

## Registration Center-wise Number of Vital Events Registered in Kurukshetra during 2024-2025

| Sr.No. | Registration Centre                  | Vital events registered during |             |              |             | Sex Ratio  |            |
|--------|--------------------------------------|--------------------------------|-------------|--------------|-------------|------------|------------|
|        |                                      | 2024                           |             | 2025         |             | 2024       | 2025       |
|        |                                      | Births                         | Deaths      | Births       | Deaths      |            |            |
| 1      | 2                                    | 3                              | 4           | 5            | 6           | 7          | 8          |
| 1      | Municipal Committee Shahabad         | 865                            | 419         | 900          | 449         | 953        | 944        |
| 2      | Municipal Committee Pehowa           | 1099                           | 360         | 1074         | 387         | 931        | 1007       |
| 3      | Municipal Committee Ladwa            | 656                            | 193         | 568          | 182         | 853        | 838        |
| 4      | Municipal Committee Thanesar         | 5360                           | 1555        | 5221         | 1541        | 889        | 922        |
| 5      | L N J P Hospital                     | 2109                           | 580         | 2001         | 503         | 914        | 975        |
| 6      | MC Ismailabad                        | 547                            | 96          | 534          | 56          | 947        | 978        |
| 7      | Community Health Centre Shahabad     | 442                            | 204         | 375          | 178         | 1105       | 1072       |
| 8      | Primary Health Centre Deeg           | 33                             | 296         | 96           | 246         | 833        | 920        |
| 9      | Primary Health Centre Ismailabad     | 83                             | 69          | 115          | 66          | 694        | 949        |
| 10     | Community Health Centre Jhansa       | 137                            | 168         | 140          | 144         | 779        | 892        |
| 11     | Primary Health Centre Kalsana        | 480                            | 991         | 1699         | 1349        | 935        | 859        |
| 12     | Primary Health Centre Barna          | 180                            | 187         | 175          | 173         | 856        | 989        |
| 13     | Primary Health Centre Dhurala        | 143                            | 284         | 91           | 261         | 932        | 1022       |
| 14     | Primary Health Centre Khanpur Kolian | 98                             | 250         | 85           | 234         | 661        | 574        |
| 15     | Primary Health Centre Kirmach        | 135                            | 196         | 121          | 175         | 1045       | 862        |
| 16     | Community Health Centre Mathana      | 151                            | 152         | 131          | 133         | 987        | 724        |
| 17     | Community Health Centre Pehowa       | 516                            | 505         | 445          | 444         | 1056       | 935        |
| 18     | Primary Health Centre Pipli          | 394                            | 235         | 314          | 222         | 894        | 858        |
| 19     | Primary Health Centre Siana Saidan   | 60                             | 180         | 57           | 140         | 667        | 1478       |
| 20     | Primary Health Centre Thaska Miranji | 2                              | 195         | 0            | 161         | 0          | 0          |
| 21     | Primary Health Centre Babain         | 356                            | 237         | 397          | 210         | 754        | 873        |
| 22     | Primary Health Centre Gudha          | 80                             | 194         | 63           | 167         | 860        | 1032       |
| 23     | Community Health Centre Ladwa        | 269                            | 341         | 427          | 353         | 1023       | 881        |
| 24     | Primary Health Centre Tatka          | 38                             | 190         | 45           | 173         | 900        | 1368       |
| 25     | Primary Health Centre Amin           | 92                             | 128         | 109          | 101         | 1190       | 787        |
| 26     | Primary Health Centre Thol           | 16                             | 195         | 9            | 138         | 1286       | 3500       |
| 27     | Primary Health Centre Ramgarh Rorh   | 3                              | 214         | 1            | 201         | 0          | 0          |
|        | <b>Grand Total</b>                   | <b>14344</b>                   | <b>8614</b> | <b>15193</b> | <b>8387</b> | <b>911</b> | <b>926</b> |

Table-28

## Registration Center-wise Number of Vital Events Registered in Mahendergarh During 2024-2025

| Sr.No. | Registration Centre                      | Vital events registered during |        |        |        | Sex Ratio  |            |
|--------|------------------------------------------|--------------------------------|--------|--------|--------|------------|------------|
|        |                                          | 2024                           |        | 2025   |        | 2024       | 2025       |
|        |                                          | Births                         | Deaths | Births | Deaths |            |            |
| 1      | 2                                        | 3                              | 4      | 5      | 6      | 7          | 8          |
| 1      | Municipal Committee Mohindergarh         | 1286                           | 246    | 1439   | 220    | 922        | 945        |
| 2      | Municipal Committee Namaul               | 3854                           | 694    | 3745   | 681    | 863        | 820        |
| 3      | General Hospital Namaul                  | 4226                           | 287    | 4309   | 273    | 921        | 957        |
| 4      | Civil Hospital Mohindergarh              | 974                            | 170    | 541    | 138    | 944        | 960        |
| 5      | Municipality Ateli                       | 88                             | 43     | 110    | 31     | 956        | 774        |
| 6      | Primary Health Centre Nangal Sirohi      | 70                             | 335    | 55     | 341    | 1188       | 1037       |
| 7      | Primary Health Centre Bhojawas           | 3                              | 0      | 15     | 164    | 0          | 875        |
| 8      | Sub Divisional Hospital Kanina           | 216                            | 334    | 213    | 318    | 815        | 885        |
| 9      | Primary Health Centre Mundia Khera       | 0                              | 158    | 3      | 123    | 0          | 0          |
| 10     | Primary Health Centre Madhogarh          | 20                             | 266    | 32     | 260    | 1000       | 1133       |
| 11     | Primary Health Centre Pali               | 7                              | 212    | 5      | 179    | 1333       | 667        |
| 12     | Community Health Centre Satnali          | 145                            | 279    | 113    | 295    | 933        | 1093       |
| 13     | Community Health Centre Ateli            | 149                            | 224    | 179    | 223    | 840        | 894        |
| 14     | Primary Health Centre Bachhod            | 42                             | 235    | 64     | 190    | 1100       | 882        |
| 15     | Primary Health Centre Sihma              | 22                             | 289    | 25     | 263    | 833        | 786        |
| 16     | Primary Health Centre Balah Kalan        | 1                              | 203    | 2      | 203    | 0          | 1000       |
| 17     | Primary Health Centre Dochana            | 20                             | 129    | 79     | 107    | 538        | 1026       |
| 18     | Primary Health Centre Rampura            | 17                             | 150    | 10     | 142    | 889        | 1000       |
| 19     | Primary Health Centre Antri              | 3                              | 187    | 2      | 158    | 500        | 1000       |
| 20     | Primary Health Centre Bayal              | 4                              | 165    | 4      | 132    | 0          | 333        |
| 21     | Primary Health Centre Budhwal            | 8                              | 143    | 3      | 113    | 333        | 0          |
| 22     | Community Health Centre Nangal Chaudhary | 345                            | 256    | 260    | 207    | 971        | 1114       |
| 23     | Primary Health Centre Sirohi Bahali      | 4                              | 160    | 2      | 129    | 1000       | 0          |
| 24     | Primary Health Centre Dhanunda           | 3                              | 257    | 4      | 217    | 0          | 0          |
| 25     | Community Health Centre Sehlang          | 983                            | 257    | 390    | 705    | 876        | 781        |
| 26     | Primary Health Centre Chhillaro          | 31                             | 200    | 29     | 156    | 834        | 611        |
| 27     | Primary Health Centre Mandhana           | 4                              | 169    | 1      | 145    | 3000       | 0          |
| 28     | Primary Health Centre Bahmanwas          | 0                              | 0      | 0      | 0      | 0          | 0          |
| 29     | Primary Health Centre Malda Bass         | 3                              | 210    | 3      | 181    | 500        | 500        |
| 30     | Primary Health Centre Bigopur            | 3                              | 158    | 4      | 126    | 500        | 3000       |
| 31     | Primary Health Centre Kanti              | 1                              | 175    | 0      | 186    | 0          | 0          |
|        | <b>Grand Total</b>                       | 12532                          | 6591   | 11641  | 6606   | <b>899</b> | <b>902</b> |

**Table -29**

**Registration Center-wise Number of Vital Events Registered in Nuh during 2024-2025**

| Sr.No. | Registration Centre                      | Vital events registered during |             |              |             | Sex Ratio  |            |
|--------|------------------------------------------|--------------------------------|-------------|--------------|-------------|------------|------------|
|        |                                          | 2024                           |             | 2025         |             | 2024       | 2025       |
|        |                                          | Births                         | Deaths      | Births       | Deaths      |            |            |
| 1      | 2                                        | 3                              | 4           | 5            | 6           | 7          | 8          |
| 1      | Municipal Committee Nuh                  | 5300                           | 130         | 5616         | 110         | 965        | 915        |
| 2      | Municipal Committee Taoru                | 6006                           | 136         | 5781         | 120         | 926        | 929        |
| 3      | Municipal Committee F.P.Zirka            | 2532                           | 136         | 2790         | 111         | 937        | 912        |
| 4      | Municipal Committee Punhana              | 9151                           | 106         | 9378         | 121         | 895        | 938        |
| 5      | Primary Health Centre Ghasera            | 2532                           | 179         | 2317         | 166         | 961        | 957        |
| 6      | Primary Health Centre Md.Pur Ahir        | 945                            | 324         | 416          | 169         | 871        | 917        |
| 7      | Community Health Centre Nuh              | 1070                           | 425         | 544          | 178         | 945        | 1007       |
| 8      | Primary Health Centre Taoru              | 62                             | 171         | 86           | 162         | 1000       | 1205       |
| 9      | Primary Health Centre Ujina              | 1485                           | 233         | 1803         | 246         | 996        | 939        |
| 10     | Primary Health Centre Biwan              | 4269                           | 280         | 3178         | 238         | 966        | 923        |
| 11     | Primary Health Centre F.P.Zirka          | 791                            | 340         | 930          | 248         | 939        | 991        |
| 12     | Primary Health Centre Marora             | 2510                           | 299         | 1627         | 280         | 1029       | 836        |
| 13     | Primary Health Centre Nagina             | 5914                           | 284         | 4267         | 215         | 892        | 935        |
| 14     | Primary Health Centre Pinagawan          | 4138                           | 275         | 3835         | 248         | 856        | 901        |
| 15     | Community Health Centre Punhana          | 4016                           | 207         | 3054         | 160         | 890        | 923        |
| 16     | Primary Health Centre Singar             | 2631                           | 550         | 958          | 100         | 896        | 963        |
| 17     | Primary Health Centre Tigaon             | 2232                           | 232         | 631          | 173         | 903        | 966        |
| 18     | SHKM Govt. Medical College Nalhar, Mewat | 1905                           | 1699        | 2196         | 1905        | 888        | 882        |
| 19     | Primary Health Centre Jorasi             | 381                            | 328         | 152          | 132         | 841        | 810        |
| 20     | Primary Health Centre Pedheni            | 2303                           | 165         | 680          | 133         | 922        | 878        |
| 21     | Primary Health Centre Sudaka             | 1999                           | 114         | 984          | 117         | 946        | 822        |
| 22     | Primary Health Centre Sikrawa            | 1774                           | 111         | 1997         | 111         | 939        | 944        |
| 23     | Civil Hospital, Mandi Khera              | 2470                           | 233         | 2349         | 236         | 820        | 984        |
| 24     | Primary Health Centre Jamalgarh          | 1079                           | 133         | 1107         | 140         | 923        | 929        |
| 25     | Primary Health Centre Kaliyaka           | 257                            | 173         | 387          | 130         | 1056       | 1126       |
| 26     | Primary Health Centre Bichhor            | 799                            | 182         | 1466         | 192         | 978        | 1039       |
| 27     | Primary Health Centre Bai                | 1136                           | 195         | 1286         | 176         | 878        | 917        |
| 28     | Primary Health Centre Bisru              | 1344                           | 198         | 894          | 166         | 1052       | 939        |
|        | <b>Grand Total</b>                       | <b>71031</b>                   | <b>7838</b> | <b>60709</b> | <b>6483</b> | <b>920</b> | <b>929</b> |

**Table-30****Registration Center-wise Number of Vital Events Registered in Palwal During 2024-2025**

| Sr.No. | Registration Centre                   | Vital events registered during |             |              |             | Sex Ratio  |            |
|--------|---------------------------------------|--------------------------------|-------------|--------------|-------------|------------|------------|
|        |                                       | 2024                           |             | 2025         |             | 2024       | 2025       |
|        |                                       | Births                         | Deaths      | Births       | Deaths      |            |            |
| 1      | 2                                     | 3                              | 4           | 5            | 6           | 7          | 8          |
| 1      | Municipal Committee Palwal            | 7075                           | 1149        | 7665         | 1082        | 907        | 870        |
| 2      | Municipal Committee Hodal             | 2740                           | 417         | 3125         | 328         | 813        | 856        |
| 3      | Municipal Committee Hathin            | 1034                           | 103         | 1040         | 67          | 944        | 905        |
| 4      | GH Palwal                             | 4323                           | 858         | 4472         | 884         | 958        | 935        |
| 5      | Primary Health Centre Alawal Pur      | 373                            | 193         | 368          | 200         | 974        | 937        |
| 6      | Primary Health Centre Amar Pur        | 60                             | 149         | 87           | 120         | 1000       | 977        |
| 7      | Community Health Centre Dudola        | 1575                           | 333         | 1482         | 287         | 928        | 930        |
| 8      | Primary Health Centre Rasul Pur       | 50                             | 156         | 28           | 148         | 429        | 1000       |
| 9      | Primary Health Centre Solra           | 18                             | 125         | 10           | 84          | 1250       | 429        |
| 10     | Community Health Centre Hathin        | 2934                           | 151         | 2821         | 147         | 964        | 943        |
| 11     | Primary Health Centre Mandkola        | 58                             | 206         | 75           | 184         | 871        | 786        |
| 12     | Primary Health Centre Nagal Jat       | 60                             | 196         | 118          | 164         | 622        | 788        |
| 13     | Primary Health Centre Uttawar         | 2436                           | 257         | 2618         | 211         | 867        | 964        |
| 14     | Primary Health Centre Aurangabad      | 879                            | 281         | 936          | 291         | 886        | 914        |
| 15     | Primary Health Centre Hassan Pur      | 469                            | 343         | 598          | 363         | 922        | 840        |
| 16     | Community Health Centre Hodal         | 1660                           | 25          | 1324         | 31          | 962        | 964        |
| 17     | Primary Health Centre Tappa Bilochpur | 133                            | 171         | 71           | 156         | 727        | 821        |
| 18     | Primary Health Centre Kalsada         | 288                            | 176         | 258          | 194         | 823        | 870        |
| 19     | Primary Health Centre Allika          | 210                            | 240         | 214          | 233         | 1019       | 1078       |
| 20     | Primary Health Centre Sihoul          | 34                             | 131         | 13           | 112         | 1000       | 300        |
| 21     | PHC Badoli                            | 52                             | 145         | 134          | 109         | 529        | 1000       |
| 22     | PHC Bhulwana                          | 39                             | 153         | 43           | 134         | 1167       | 536        |
| 23     | PHC Chhainsa Palwal                   | 209                            | 144         | 160          | 152         | 883        | 882        |
| 24     | PHC Deeghot                           | 560                            | 248         | 735          | 240         | 848        | 934        |
| 25     | PHC Kot                               | 597                            | 172         | 787          | 129         | 854        | 1018       |
| 26     | PHC Sondhad                           | 165                            | 230         | 151          | 186         | 854        | 888        |
|        | <b>Grand Total</b>                    | <b>28031</b>                   | <b>6752</b> | <b>29333</b> | <b>6236</b> | <b>907</b> | <b>909</b> |

Table -31

## Registration Center-wise Number of Vital Events Registered in Panchkula during 2024-2025

| Sr.No. | Registration Centre                 | Vital events registered during |             |              |             | Sex Ratio  |            |
|--------|-------------------------------------|--------------------------------|-------------|--------------|-------------|------------|------------|
|        |                                     | 2024                           |             | 2025         |             | 2024       | 2025       |
|        |                                     | Births                         | Deaths      | Births       | Deaths      |            |            |
| 1      | 2                                   | 3                              | 4           | 5            | 6           | 7          | 8          |
| 1      | Municipal Committee Kalka           | 1664                           | 422         | 1523         | 407         | 1015       | 909        |
| 2      | Municipal Committee Pinjore         | 0                              | 0           | 0            | 0           | 0          | 0          |
| 3      | Municipal Corporation Panchkula     | 3035                           | 1820        | 3183         | 1824        | 893        | 949        |
| 4      | Western Command Hospital Panchkula  | 1105                           | 403         | 1148         | 393         | 803        | 920        |
| 5      | Civil Hospital Panchkula            | 5423                           | 1354        | 5108         | 1330        | 926        | 1015       |
| 6      | Sub Divisional Hospital Kalka       | 2                              | 125         | 2            | 104         | 1000       | 0          |
| 7      | Primary Health Center Morni         | 39                             | 104         | 34           | 89          | 696        | 1267       |
| 8      | Community Health Center Nanakpur    | 177                            | 219         | 189          | 194         | 989        | 750        |
| 9      | Primary Health Center Old Panchkula | 16                             | 162         | 18           | 164         | 600        | 500        |
| 10     | Primary Health Center Pinjore       | 53                             | 134         | 66           | 106         | 767        | 1200       |
| 11     | Primary Health Center Barwala       | 191                            | 194         | 179          | 173         | 1099       | 1011       |
| 12     | Primary Health Center Hangola       | 100                            | 184         | 91           | 126         | 1381       | 936        |
| 13     | Primary Health Center Kot           | 191                            | 204         | 166          | 177         | 769        | 844        |
| 14     | Community Health Center Raipur Rani | 488                            | 282         | 431          | 282         | 856        | 1113       |
| 15     | Primary Health Centre Surajpur      | 2                              | 134         | 2            | 106         | 1000       | 0          |
|        | <b>Grand Total</b>                  | <b>12486</b>                   | <b>5741</b> | <b>12140</b> | <b>5475</b> | <b>916</b> | <b>970</b> |

Table-32

**Registration Center-wise Number of Vital Events Registered in Panipat during 2024-2025**

| Sr.No. | Registration Centre                | Vital events registered during |              |              |             | Sex Ratio  |            |
|--------|------------------------------------|--------------------------------|--------------|--------------|-------------|------------|------------|
|        |                                    | 2024                           |              | 2025         |             | 2024       | 2025       |
|        |                                    | Births                         | Deaths       | Births       | Deaths      |            |            |
| 1      | 2                                  | 3                              | 4            | 5            | 6           | 7          | 8          |
| 1      | Municipal Corporation Panipat      | 11555                          | 4794         | 11777        | 4374        | 860        | 958        |
| 2      | Municipal Committee Samalkha       | 1896                           | 323          | 2317         | 290         | 811        | 977        |
| 3      | Civil Hospital Panipat             | 11432                          | 1017         | 10306        | 1005        | 948        | 931        |
| 4      | UPHC Sector 25 Panipat             | 340                            | 0            | 236          | 0           | 1073       | 903        |
| 5      | Community Health Centre Ahar       | 287                            | 266          | 383          | 251         | 719        | 824        |
| 6      | Primary Health Centre Kawi         | 47                             | 202          | 49           | 184         | 516        | 885        |
| 7      | Primary Health Centre Mandi        | 128                            | 171          | 155          | 159         | 969        | 945        |
| 8      | Primary Health Centre Matlauda     | 555                            | 244          | 517          | 212         | 802        | 795        |
| 9      | Primary Health Centre Naulatha     | 655                            | 341          | 609          | 319         | 973        | 1037       |
| 10     | Primary Health Centre Seenk        | 3                              | 141          | 3            | 162         | 500        | 2000       |
| 11     | Community Health Centre Bapoli     | 794                            | 310          | 528          | 292         | 864        | 906        |
| 12     | Primary Health Centre Kabri        | 116                            | 164          | 153          | 97          | 681        | 779        |
| 13     | Primary Health Centre Sewah        | 348                            | 512          | 311          | 552         | 923        | 1175       |
| 14     | Primary Health Centre Ugra Kheri   | 245                            | 223          | 152          | 210         | 914        | 1203       |
| 15     | Primary Health Centre Ujha         | 229                            | 286          | 198          | 277         | 803        | 1176       |
| 16     | Primary Health Centre Chulkana     | 2                              | 226          | 2            | 185         | 0          | 1000       |
| 17     | Primary Health Centre Naraina      | 148                            | 176          | 181          | 203         | 873        | 885        |
| 18     | Primary Health Centre Pattikalyana | 9                              | 191          | 2            | 183         | 800        | 0          |
| 19     | Community Health Centre Samalkha   | 1522                           | 31           | 1513         | 49          | 1013       | 978        |
| 20     | Primary Health Centre Dadlana      | 0                              | 144          | 53           | 110         | 0          | 828        |
| 21     | Primary Health Centre Khotpura     | 369                            | 168          | 511          | 126         | 942        | 838        |
| 22     | Primary Health Centre Rair Kalan   | 7                              | 178          | 7            | 160         | 2500       | 400        |
| 23     | Primary Health Centre Israna       | 14                             | 143          | 62           | 155         | 1000       | 879        |
| 24     | Primary Health Centre Atta         | 3                              | 155          | 3            | 159         | 500        | 500        |
|        | <b>Grand Total</b>                 | <b>30704</b>                   | <b>10406</b> | <b>30028</b> | <b>9714</b> | <b>899</b> | <b>946</b> |

Table- 33

## Registration Center-wise Number of Vital Events Registered in Rewari during 2024-2025

| Sr.No. | Registration Centre                  | Vital events registered during |        |        |        | Sex Ratio |      |
|--------|--------------------------------------|--------------------------------|--------|--------|--------|-----------|------|
|        |                                      | 2024                           |        | 2025   |        | 2024      | 2025 |
|        |                                      | Births                         | Deaths | Births | Deaths |           |      |
| 1      | 2                                    | 5                              | 6      | 5      | 6      | 7         | 8    |
| 1      | Municipal Committee Bawal            | 306                            | 126    | 297    | 91     | 832       | 778  |
| 2      | Municipal Council Rewari             | 11194                          | 1972   | 11291  | 1965   | 852       | 868  |
| 3      | Municipal Committee Dharuhera        | 165                            | 20     | 175    | 34     | 793       | 699  |
| 4      | General Hospital Rewari              | 3875                           | 760    | 3924   | 622    | 941       | 945  |
| 5      | Community Health Centre Nahar        | 133                            | 320    | 88     | 303    | 847       | 1146 |
| 6      | Primary Health Centre Dahnia         | 56                             | 256    | 73     | 204    | 806       | 973  |
| 7      | Community Health Centre Fatehpuri    | 45                             | 195    | 60     | 191    | 667       | 935  |
| 8      | Community Health Centre Gurawara     | 123                            | 144    | 104    | 165    | 732       | 891  |
| 9      | Primary Health Centre Jatusana       | 2                              | 243    | 3      | 208    | 0         | 2000 |
| 10     | Primary Health Centre Basduda        | 209                            | 173    | 196    | 181    | 771       | 798  |
| 11     | Community Health Centre Khol         | 145                            | 379    | 121    | 369    | 1132      | 984  |
| 12     | Primary Health Centre Bharawas       | 25                             | 187    | 21     | 162    | 1083      | 909  |
| 13     | Primary Health Centre Dharuhera      | 64                             | 298    | 112    | 229    | 1133      | 778  |
| 14     | Community Health Centre Meerpur      | 24                             | 118    | 12     | 118    | 1400      | 1000 |
| 15     | Community Health Centre Bawal        | 378                            | 470    | 408    | 433    | 844       | 821  |
| 16     | Primary Health Centre Kasola         | 153                            | 151    | 145    | 161    | 987       | 935  |
| 17     | Primary Health Centre Kosli          | 129                            | 174    | 181    | 151    | 955       | 792  |
| 18     | Primary Health Centre Tankri         | 129                            | 202    | 130    | 206    | 675       | 912  |
| 19     | Primary Health Centre Bawwa          | 46                             | 192    | 49     | 152    | 1000      | 1042 |
| 20     | Primary Health Centre Gudiani        | 7                              | 104    | 23     | 98     | 400       | 1091 |
| 21     | Primary Health Centre Sangwari       | 25                             | 187    | 60     | 141    | 786       | 1400 |
| 22     | Primary Health Centre Masani         | 5                              | 212    | 0      | 235    | 250       | 0    |
| 23     | Primary Health Centre Siha           | 271                            | 187    | 336    | 146    | 993       | 856  |
| 24     | Primary Health Centre Rattanthal     | 1                              | 102    | 2      | 97     |           | 1000 |
| 25     | Primary Health Centre Bohtwas Ahir   | 1                              | 155    | 0      | 139    | 0         | 0    |
| 26     | Primary Health Centre Gangyacha Ahir | 3                              | 155    | 1      | 141    | 2000      | 0    |
|        | <b>Grand Total</b>                   | 17514                          | 7482   | 17812  | 6942   | 873       | 882  |

Table -34

## Registration Center-wise Number of Vital Events Registered in Rohtak during 2024-2025

| Sr.No | Registration Centre                   | Vital events registered during |              |              |              | Sex Ratio  |            |
|-------|---------------------------------------|--------------------------------|--------------|--------------|--------------|------------|------------|
|       |                                       | 2024                           |              | 2025         |              | 2024       | 2025       |
|       |                                       | Births                         | Deaths       | Births       | Deaths       |            |            |
| 1     | 2                                     | 5                              | 6            | 5            | 6            | 7          | 8          |
| 1     | Municipal Committee Meham             | 1421                           | 136          | 1343         | 109          | 900        | 873        |
| 2     | Municipal Committee Kalanaur          | 125                            | 135          | 65           | 141          | 894        | 1031       |
| 3     | Municipal Corporation Rohtak          | 6951                           | 3467         | 6947         | 3397         | 844        | 915        |
| 4     | PGI MS Rohtak                         | 12668                          | 11174        | 11420        | 11573        | 894        | 879        |
| 5     | Municipal Committee Sampla            | 501                            | 125          | 483          | 125          | 789        | 858        |
| 6     | Civil Hospital Rohtak                 | 3064                           | 23           | 3532         | 40           | 969        | 935        |
| 7     | Community Health Centre Chiri         | 62                             | 181          | 59           | 164          | 1214       | 735        |
| 8     | Primary Health Centre Lakhn Majra     | 162                            | 148          | 118          | 141          | 929        | 1034       |
| 9     | Primary Health Centre Samar Gopal Pur | 5                              | 297          | 4            | 231          | 667        | 333        |
| 10    | Primary Health Centre Behlba          | 6                              | 171          | 9            | 128          | 1000       | 1250       |
| 11    | Primary Health Centre Girawar         | 2                              | 149          | 3            | 115          | 1000       | 0          |
| 12    | Primary Health Centre Madina          | 150                            | 115          | 117          | 104          | 1055       | 828        |
| 13    | Cummunity Health Centre Meham         | 268                            | 170          | 277          | 175          | 914        | 1098       |
| 14    | Primary Health Centre Mokhra          | 1                              | 109          | 3            | 102          | 0          | 500        |
| 15    | Primary Health Centre Baland          | 97                             | 145          | 74           | 112          | 764        | 805        |
| 16    | Primary Health Centre Banyani         | 6                              | 207          | 13           | 144          | 1000       | 300        |
| 17    | Community Health Centre Kahanaur      | 61                             | 118          | 53           | 121          | 1033       | 1028       |
| 18    | Community Health Centre Kalanaur      | 542                            | 145          | 628          | 117          | 902        | 892        |
| 19    | Primary Health Centre Pilana          | 4                              | 101          | 3            | 101          | 1000       | 500        |
| 20    | Primary Health Centre Bhalot          | 83                             | 197          | 96           | 201          | 766        | 778        |
| 21    | Primary Health Centre Ghilor Kalan    | 5                              | 149          | 5            | 125          | 667        | 1500       |
| 22    | Community Health Centre Kilo          | 29                             | 286          | 23           | 261          | 611        | 1091       |
| 23    | Primary Health Centre Pakasma         | 0                              | 137          | 3            | 99           | 0          | 500        |
| 24    | Primary Health Centre Sanghi          | 2                              | 131          | 8            | 154          | 1000       | 1000       |
| 25    | Primary Health Centre Hassan Garh     | 18                             | 145          | 9            | 103          | 1250       | 1250       |
| 26    | Primary Health Centre Kharawar        | 1                              | 129          | 10           | 134          | 0          | 4000       |
| 27    | Community Health Centre Sampla        | 162                            | 290          | 279          | 231          | 761        | 836        |
| 28    | Primary Health Centre Farmana Khas    | 0                              | 182          | 9            | 177          | 0          | 1250       |
| 29    | Primary Health Centre Karountha       | 1                              | 165          | 1            | 147          | 0          | 0          |
| 30    | Primary Health Centre Nindana         | 2                              | 142          | 13           | 104          | 0          | 300        |
|       | <b>Grand Total</b>                    | <b>26399</b>                   | <b>19069</b> | <b>25607</b> | <b>18876</b> | <b>887</b> | <b>898</b> |

Table-35

## Registration Center-wise Number of Vital Events Registered in Sirsa during 2024-2025

| Sr.No. | Registration Centre                      | Vital events registered during |              |              |              | Sex Ratio  |            |
|--------|------------------------------------------|--------------------------------|--------------|--------------|--------------|------------|------------|
|        |                                          | 2024                           |              | 2025         |              | 2024       | 2025       |
|        |                                          | Births                         | Deaths       | Births       | Deaths       |            |            |
| 1      | 2                                        | 5                              | 6            | 5            | 6            | 7          | 8          |
| 1      | Municipal Committee Mandi Dabwali        | 775                            | 368          | 856          | 320          | 938        | 902        |
| 2      | Municipal Council Sirsa                  | 7267                           | 2174         | 7234         | 2170         | 906        | 921        |
| 3      | Municipality Kalanwali                   | 313                            | 169          | 350          | 188          | 1032       | 862        |
| 4      | Municipal Committee Rania                | 568                            | 188          | 527          | 227          | 1007       | 966        |
| 5      | Municipal Committee Ellenabad            | 808                            | 264          | 858          | 279          | 824        | 869        |
| 6      | Civil Hospital Sirsa                     | 5302                           | 485          | 4688         | 457          | 964        | 971        |
| 7      | Civil Hospital Dabwali                   | 1108                           | 123          | 1174         | 96           | 924        | 973        |
| 8      | Primary Health Centre Desu Jodha         | 21                             | 322          | 11           | 332          | 2000       | 1750       |
| 9      | Primary Health Centre Goriwala           | 53                             | 149          | 32           | 145          | 767        | 684        |
| 10     | Primary Health Centre Jottanwali         | 8                              | 265          | 8            | 231          | 1000       | 3000       |
| 11     | Primary Health Centre Kaluana            | 13                             | 164          | 25           | 155          | 444        | 1083       |
| 12     | Primary Health Centre Baraguda           | 200                            | 242          | 224          | 231          | 980        | 1113       |
| 13     | Primary Health Centre Rori               | 71                             | 301          | 117          | 262          | 1152       | 1167       |
| 14     | Primary Health Centre Darbi              | 107                            | 173          | 91           | 175          | 911        | 784        |
| 15     | Community Health Centre Madhosinghana    | 241                            | 178          | 259          | 194          | 1114       | 1023       |
| 16     | Primary Health Centre Panihari           | 120                            | 164          | 121          | 163          | 818        | 1017       |
| 17     | Primary Health Centre Darba Kalan        | 263                            | 234          | 310          | 229          | 852        | 1138       |
| 18     | Primary Health Centre Ding               | 112                            | 178          | 113          | 184          | 867        | 794        |
| 19     | Community Health Centre Nathusari Chopta | 406                            | 157          | 172          | 166          | 1040       | 1048       |
| 20     | Primary Health Centre Randhawa           | 183                            | 170          | 226          | 175          | 1232       | 823        |
| 21     | Primary Health Centre Kalanwali          | 9                              | 191          | 6            | 233          | 2000       | 200        |
| 22     | Community Health Centre Odhan            | 279                            | 285          | 279          | 260          | 885        | 885        |
| 23     | Primary Health Centre Panniwala Mota     | 323                            | 159          | 326          | 196          | 994        | 884        |
| 24     | Primary Health Centre Keharwala          | 169                            | 172          | 144          | 164          | 817        | 846        |
| 25     | Primary Health Centre Kharian            | 139                            | 183          | 161          | 192          | 878        | 1205       |
| 26     | Community Health Centre Rania            | 22                             | 222          | 12           | 225          | 571        | 1400       |
| 27     | Primary Health Centre Ellenabad          | 18                             | 294          | 29           | 322          | 385        | 1636       |
| 28     | Primary Health Centre Jagmalera          | 175                            | 204          | 142          | 178          | 1108       | 651        |
| 29     | Primary Health Centre Mallekan           | 268                            | 265          | 183          | 263          | 861        | 777        |
| 30     | Primary Health Centre Ganga              | 59                             | 175          | 43           | 182          | 1107       | 1688       |
| 31     | Primary Health Centre Dadu               | 143                            | 238          | 143          | 231          | 833        | 1200       |
| 32     | Primary Health Centre Dhottar            | 126                            | 189          | 136          | 179          | 800        | 1061       |
| 33     | Primary Health Centre Bani               | 16                             | 209          | 112          | 165          | 333        | 556        |
| 34     | CHC-cum-Civil Hospital Chautala          | 59                             | 161          | 54           | 174          | 1034       | 1000       |
| 35     | Primary Health Centre Jamal              | 68                             | 204          | 66           | 219          | 1000       | 941        |
| 36     | Primary Health Centre Bhavdin            | 195                            | 220          | 170          | 197          | 990        | 789        |
| 37     | Primary Health Centre Bansudhar          | 6                              | 127          | 7            | 139          | 1000       | 750        |
| 38     | Primary Health Centre Kagdana            | 5                              | 203          | 103          | 187          | 4000       | 873        |
|        | <b>Grand Total</b>                       | <b>20018</b>                   | <b>10169</b> | <b>19512</b> | <b>10085</b> | <b>932</b> | <b>937</b> |

**Table-36**  
**Registration Center-wise Number of Vital Events Registered in Sonipat during 2024-2025**

| Sr.No. | Registration Centre                         | Vital events registered during |        |        |        | Sex Ratio |      |
|--------|---------------------------------------------|--------------------------------|--------|--------|--------|-----------|------|
|        |                                             | 2024                           |        | 2025   |        | 2024      | 2025 |
|        |                                             | Births                         | Deaths | Births | Deaths |           |      |
| 1      | 2                                           | 3                              | 4      | 5      | 6      | 7         | 8    |
| 1      | Municipal Council Gohana                    | 2551                           | 493    | 2639   | 464    | 930       | 908  |
| 2      | Municipal Corporation Sonipat               | 5093                           | 2827   | 5189   | 2765   | 902       | 841  |
| 3      | Municipal Committee Ganaur                  | 1414                           | 240    | 1305   | 271    | 853       | 856  |
| 4      | Municipal Committee Kharkhoda               | 1305                           | 175    | 1193   | 190    | 841       | 852  |
| 5      | MC Kundli                                   | 45                             | 77     | 62     | 81     | 731       | 409  |
| 6      | Community Health Centre Gohana              | 1767                           | 73     | 1817   | 46     | 886       | 869  |
| 7      | Civil Hospital Sonipat                      | 4361                           | 1193   | 4620   | 981    | 915       | 975  |
| 8      | Primary Health Centre Bhainswal Kalan       | 58                             | 162    | 66     | 137    | 813       | 784  |
| 9      | Primary Health Centre Banwasa               | 106                            | 304    | 107    | 243    | 963       | 1019 |
| 10     | Primary Health Centre Khanpur Kalan         | 18                             | 137    | 9      | 96     | 636       | 500  |
| 11     | Primary Health Centre Lath                  | 0                              | 132    | 1      | 117    | 0         | 0    |
| 12     | Primary Health Centre Madina                | 24                             | 181    | 28     | 170    | 2000      | 750  |
| 13     | Primary Health Centre Rukhi                 | 8                              | 178    | 1      | 134    | 143       | 0    |
| 14     | Primary Health Centre Butana Khetlan        | 3                              | 211    | 14     | 163    | 500       | 1000 |
| 15     | Primary Health Centre Mundlana              | 82                             | 108    | 78     | 108    | 640       | 950  |
| 16     | Community Health Centre Purkhas             | 101                            | 106    | 99     | 101    | 906       | 768  |
| 17     | Primary Health Centre Bhatgaon              | 54                             | 232    | 80     | 234    | 1077      | 818  |
| 18     | Primary Health Centre Bhatana Zafrabad      | 119                            | 233    | 206    | 220    | 1125      | 823  |
| 19     | Primary Health Centre Juan                  | 336                            | 107    | 242    | 90     | 836       | 1086 |
| 20     | Primary Health Centre Mahara                | 12                             | 238    | 5      | 225    | 333       | 250  |
| 21     | Primary Health Centre Murthal Khas          | 854                            | 394    | 713    | 315    | 937       | 906  |
| 22     | Community Health Centre Badkhalsa           | 894                            | 156    | 725    | 173    | 906       | 831  |
| 23     | Primary Health Centre Halalpur              | 166                            | 201    | 175    | 182    | 908       | 923  |
| 24     | Primary Health Centre Jakholi               | 163                            | 141    | 196    | 166    | 964       | 1130 |
| 25     | Primary Health Centre Bega                  | 112                            | 140    | 112    | 126    | 836       | 836  |
| 26     | Primary Health Centre Dubeta                | 26                             | 117    | 20     | 115    | 1364      | 1222 |
| 27     | Community Health Centre Ganaur              | 875                            | 93     | 912    | 113    | 1011      | 877  |
| 28     | Primary Health Centre Moi Majri             | 3                              | 93     | 2      | 86     | 0         | 1000 |
| 29     | Primary Health Centre Bidhlan               | 1                              | 56     | 0      | 64     | 0         | 0    |
| 30     | Primary Health Centre Farmana               | 196                            | 156    | 149    | 121    | 798       | 674  |
| 31     | Primary Health Centre Ferojpur Bangar       | 224                            | 151    | 248    | 162    | 710       | 837  |
| 32     | Primary Health Centre Kharkhoda             | 419                            | 109    | 390    | 82     | 976       | 902  |
| 33     | Primary Health Centre Rohat                 | 87                             | 233    | 53     | 194    | 977       | 606  |
| 34     | Primary Health Centre Sisana                | 76                             | 161    | 75     | 127    | 1171      | 1206 |
| 35     | Primary Health Centre Jagsi                 | 0                              | 177    | 5      | 172    | 0         | 667  |
| 36     | BPS Medical College for Women Khanpur Kalan | 3537                           | 1039   | 3491   | 1041   | 888       | 927  |
| 37     | Primary Health Centre Mohana                | 35                             | 128    | 62     | 133    | 1188      | 512  |
| 38     | Primary Health Centre Baroda                | 2                              | 146    | 1      | 129    | 0         | 0    |
| 39     | Primary Health Centre Saragthal             | 1                              | 105    | 0      | 83     | 0         | 0    |
| 40     | Primary Health Centre Rajlu garhi           | 4                              | 133    | 0      | 120    | 0         | 0    |
| 41     | Primary Health Centre Shamri Sisan          | 1                              | 96     | 3      | 103    | 0         | 500  |
| 42     | Primary Health Centre Kundli                | 0                              | 125    | 3      | 115    | 0         | 0    |

Table-37

**Registration Center-wise Number of Vital Events Registered in Yamunanagar during 2024-2025**

| Sr.No. | Registration Centre                  | Vital events registered during |              |              |             | Sex Ratio  |            |
|--------|--------------------------------------|--------------------------------|--------------|--------------|-------------|------------|------------|
|        |                                      | 2024                           |              | 2025         |             | 2024       | 2025       |
|        |                                      | Births                         | Deaths       | Births       | Deaths      |            |            |
| 1      | 2                                    | 3                              | 4            | 5            | 6           | 7          | 8          |
| 1      | Municipal Committee Jagadhari        | 6514                           | 1242         | 7387         | 1096        | 940        | 946        |
| 2      | Municipal Corporation Yamunanagar    | 3045                           | 2955         | 3224         | 2701        | 887        | 924        |
| 3      | Civil Hospital Yamunanagar           | 2256                           | 491          | 2133         | 565         | 941        | 918        |
| 4      | Civil Hospital Jagadhri              | 6165                           | 269          | 4609         | 267         | 949        | 975        |
| 5      | MC Radaur                            | 166                            | 110          | 177          | 105         | 1101       | 670        |
| 6      | Community Health Centre Bilaspur     | 326                            | 392          | 356          | 292         | 1050       | 826        |
| 7      | Primary Health Centre Haibatpur      | 12                             | 268          | 7            | 215         | 500        | 400        |
| 8      | Primary Health Centre Mugalwali      | 284                            | 366          | 259          | 333         | 881        | 977        |
| 9      | Primary Health Centre Arnauli        | 11                             | 238          | 6            | 192         | 571        | 500        |
| 10     | Primary Health Centre Bhambhol       | 69                             | 274          | 46           | 207         | 865        | 704        |
| 11     | Community Health Centre Mustafabad   | 70                             | 246          | 65           | 212         | 707        | 1097       |
| 12     | Primary Health Centre Buria          | 41                             | 27           | 25           | 36          | 952        | 1083       |
| 13     | Community Health Centre Naharpur     | 85                             | 253          | 65           | 198         | 1073       | 711        |
| 14     | Primary Health Centre Sabapur        | 11                             | 246          | 54           | 235         | 1200       | 1250       |
| 15     | Primary Health Centre Kalanaur       | 11                             | 103          | 6            | 110         | 1200       | 500        |
| 16     | Primary Health Centre Alahar         | 17                             | 317          | 12           | 274         | 889        | 500        |
| 17     | Community Health Centre Radaur       | 274                            | 428          | 222          | 380         | 839        | 897        |
| 18     | Primary Health Centre RasulPur       | 8                              | 268          | 7            | 213         | 1000       | 167        |
| 19     | Community Health Centre Sadhaura     | 567                            | 330          | 576          | 293         | 955        | 1021       |
| 20     | Primary Health Centre Chhachhrauli   | 168                            | 261          | 137          | 250         | 768        | 1141       |
| 21     | Primary Health Centre Kharwan        | 74                             | 287          | 49           | 297         | 1056       | 1227       |
| 22     | Primary Health Centre Khizrabad      | 0                              | 0            | 0            | 0           | 0          | 0          |
| 23     | Primary Health Centre Kot Mushtarka  | 46                             | 330          | 14           | 261         | 1300       | 556        |
| 24     | Community Health Centre Partap Nagar | 967                            | 360          | 1012         | 373         | 1015       | 909        |
|        | <b>Grand Total</b>                   | <b>21187</b>                   | <b>10061</b> | <b>20448</b> | <b>9105</b> | <b>938</b> | <b>941</b> |