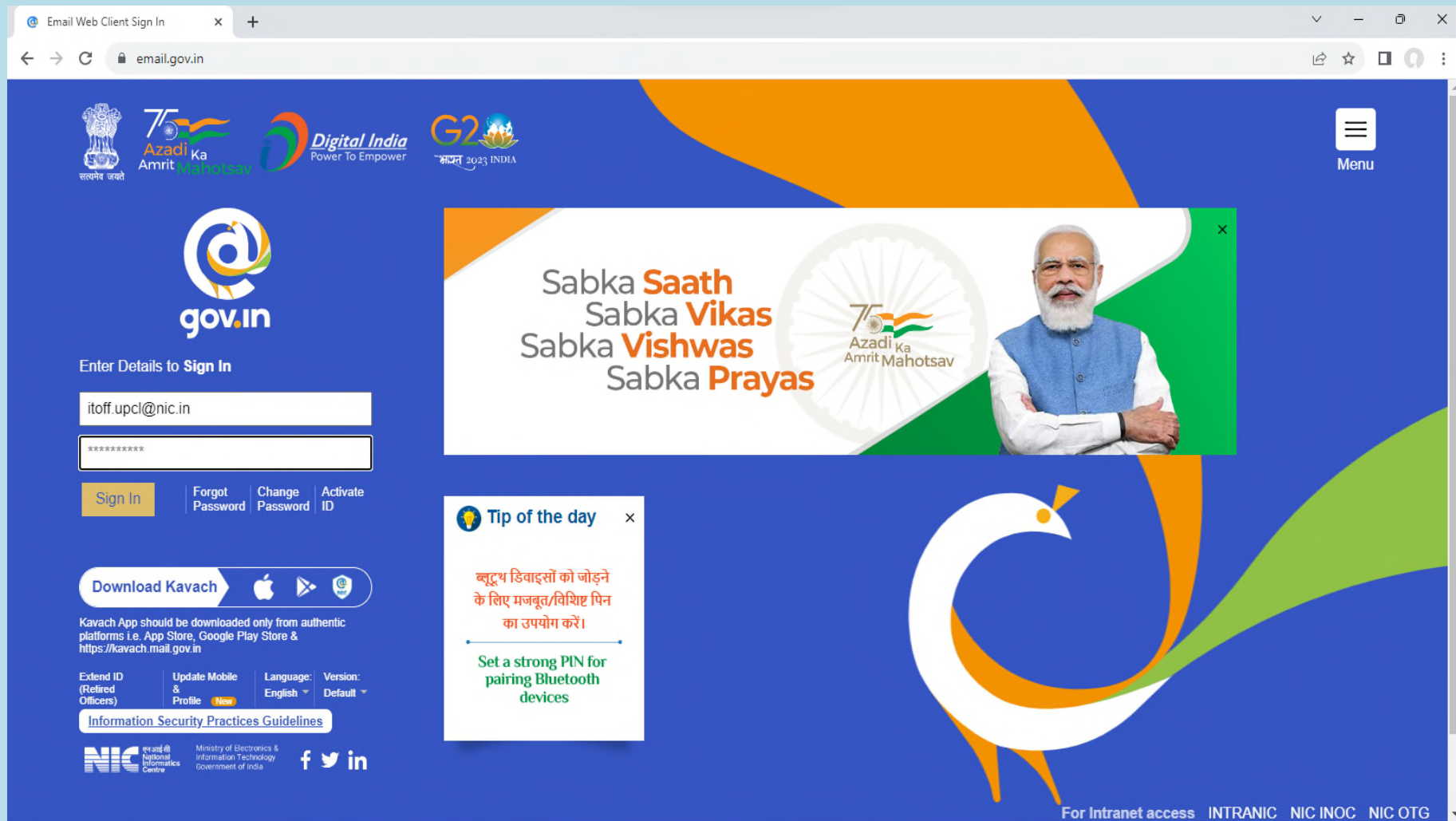


# Steps for recover NIC mail ID password:

1- Open NIC mail. Enter URL :<https://email.gov.in> in Your Internet browser as shown in figure:-



2- Enter a NIC mail ID click forgot/change Password as shown in figure:-

Email Web Client Sign In

email.gov.in

gov.in

Enter Details to Sign In

itoff.upcl@nic.in

\*\*\*\*\*

Sign In

Forgot Password

Change Password

Activate ID

Download Kavach

Kavach App should be downloaded only from authentic platforms i.e. App Store, Google Play Store & <https://kavach.mail.gov.in>

Extend ID (Retired Officers)

Update Mobile & Profile **New**

Language: English

Version: Default

[Information Security Practices Guidelines](#)

**Tip of the day**

ब्लूटूथ डिवाइसों को जोड़ने के लिए मजबूत/विशिष्ट पिन का उपयोग करें।

Set a strong PIN for pairing Bluetooth devices

NIC National Informatics Centre

Ministry of Electronics & Information Technology Government of India

<https://passapp.email.gov.in/passapp/>

For Intranet access INTRANIC NIC INOC NIC OTG

3- Enter Your Mail id/last 4 digit of your registered mobile number and captcha shown in text box as shown in figure:-

Email Web Client Sign In x Index Page x +

passapp.email.gov.in/passapp/

**Pass App**

Enter your NIC email Address and Captcha value to begin

\* All fields are mandatory

Enter Email Address

Mail Address

Enter last 4 digit of your registered mobile number

last 4 digit of your registered mobile number

Enter the contents of the image below

Enter Image Text

bs \LYR

Submit

[Update Mobile Number](#)

\*\*Service is for authorised users only, any invalid/unauthorised attempt would be subjected to legal action\*\*

This site is best viewed in Firefox 3.5 and above, IE 9 and above, chrome 18 and above.

**Sabka Saath Sabka Vikas Sabka Vishwas Sabka Prayas**

75 Azadi Ka Amrit Mahotsav

You are responsible for safeguarding your ID and password. Never write your password on paper (or) anywhere else for referring.

**Tip of the day**

ब्लूटूथ डिवाइसों को जोड़ने के लिए मजबूत/विशिष्ट पिन का उपयोग करें।

Set a strong PIN for pairing Bluetooth devices

**NIC** एन आई सी National Informatics Centre Ministry of Electronics & Information Technology Government of India

**GePNIC** 75 YEARS

**myGov** मेरा सरकार

**in** Get a .IN domain and join millions of successful entrepreneurs. Visit us at [www.getyourname.in](http://www.getyourname.in)


**ई-सुविधा** e-Suvidha Cabinet Secretariat Government of India



#### 4- Fill the details and Submit as shown in figure:-

Email Web Client Sign In x Index Page x +

passapp.email.gov.in/passapp/

Enter your NIC email Address and Captcha value to begin

\* All fields are mandatory

Enter Email Address

itoff.upcl@nic.in

Enter last 4 digit of your registered mobile number

....

Enter the contents of the image below

bsILYR

bsILYR

**Submit**

[Update Mobile Number](#)

\*\*Service is for authorised users only, any invalid/unauthorised attempt would be subjected to legal action\*\*

This site is best viewed in Firefox 3.5 and above, IE 9 and above, chrome 18 and above.



Sabka Saath  
Sabka Vikas  
Sabka Vishwas  
Sabka Prayas



75  
Azadi Ka  
Amrit Mahotsav






You are responsible for safeguarding your ID and password. Never write your password on paper (or) anywhere else for referring.

 Tip of the day

ब्लूटूथ डिवाइसों को जोड़ने के लिए मजबूत/विशिष्ट पिन का उपयोग करें।

Set a strong PIN for pairing Bluetooth devices

5- Enter OTP number received in your registered phone number in the box and captcha shown in text box as shown in figure:-

Email Web Client Sign In x Phase 1 x +

passapp.email.gov.in/passapp/phase1.jsp

**Pass App** @gov.in

Enter your OTP and Captcha value to begin

Enter Kavach OTP or OTP sent on your mobile

OTP

Enter the contents of the image below

Enter Image Text

bqkf4t

Submit

If you do not receive the code, then please call up the 24 hours support cell on 1800-111-555

**NIC** नए आई सी National Informatics Centre Ministry of Electronics & Information Technology Government of India

**WE ARE NOT ABLE TO SEND KAVACH PUSH NOTIFICATION TO YOUR DEVICE PLEASE REGISTER/INSTALL KAVACH APPLICATION**

Your Email Address: itoff.upcl@nic.in

Your Mobile Number: \*\*\*\*\*8877

Please enter the Kavach OTP or OTP sent to your mobile number. If you want to resend OTP and Kavach notification to your mobile number then click on below button:

Resend OTP or Kavach notification

You can request for OTP only twice per calendar day.


Last SMS Sent on: 2023-10-06 10:50:20

**Footer:** eSampark, GePNIC, myGov, Get a .IN domain, ई-सुविधा, India.gov.in

## 6- Fill the details and Submit as shown in figure:-

Email Web Client Sign In x Phase 1 x +

passapp.email.gov.in/passapp/phase1.jsp

 @gov.in



Enter your OTP and Captcha value to begin

Enter Kavach OTP or OTP sent on your mobile

963543

Enter the contents of the image below

Y2GSXf

**Submit**

If you do not receive the code, then please call up the 24 hours support cell on 1800-111-555

**WE ARE NOT ABLE TO SEND KAVACH PUSH NOTIFICATION TO YOUR DEVICE PLEASE REGISTER/INSTALL KAVACH APPLICATION**

Your Email Address: itoff.upcl@upclonline.in






Your Mobile Number: \*\*\*\*\*8877









Please enter the Kavach OTP or OTP sent to your mobile number. If you want to resend OTP and Kavach notification to your mobile number then click on below button:

**Resend OTP or Kavach notification**

You can request for OTP only twice per calendar day.

Last SMS Sent on: 2023-10-06 11:11:59

  Ministry of Electronics & Information Technology Government of India   



       



## 7- Enter your desired password and submit as shown in figure

Email Web Client Sign In x Phase 1 x +

passapp.email.gov.in/passapp/phase2.jsp

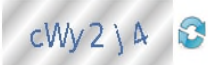
Enter your New Password and Captcha value

Enter New Password

Re-Enter New Password

Enter the contents of the image below

Enter Image Text








Submit









**Not According to Password Policy: Go through the below points**

- >> Password should be atleast 8 characters Long
- >> One Upper Case and One Lower Case Character
- >> One numeric Value
- >> One Special character

**Enter Password according to NIC-Email Change Password Policy.**

**Password Policy:**  
Must contain Uppercase, lower case, number, Special Characters and the password should be atleast 8 characters long and must not contain dictionary word.  
You cannot enter your last 1 password.

26°C 11:13

8- Your email address and mobile no. will be displayed on the page with link to login with new password. Click on the link available in the page as shown in figure:-

