






UTTARAKHAND POWER CORPORATION LTD.

CIN: U40109UR2001SGC025867

PROVISIONAL BALANCE SHEET AS AT 31st MARCH' 2023

(Amount Rs. in Cr.)

Particulars	As at 31st March, 2023	As at 31st March, 2022
I. EQUITY AND LIABILITIES		
(1) Shareholder's Funds		
(a) Share Capital	1,529.91	1,474.91
(b) Reserves and Surplus	(2,002.32)	(1,312.27)
(1A) Share Application Money Pending Allotment	-	15.00
(2) Non-Current Liabilities		
(a) Long-Term Borrowings	1,243.01	1,175.80
(b) Other Long-Term Liabilities	332.96	315.74
(3) Current Liabilities		
(a) Short-Term Borrowings	296.24	270.95
(b) Trade Payables	763.89	412.77
(c) Other Current Liabilities	6,201.10	5,180.05
(d) Short-Term Provisions	-	63.06
Total	8,364.80	7,596.01
II. ASSETS		
(1) Non-Current Assets		
(a) Property, Plant & Equipment and Intangible Assets		
i) Property, Plant & Equipment	5,126.62	5,112.72
ii) Intangible Assets	71.85	77.65
iii) Capital Work In Progress	694.92	613.17
iv) Inventory for Capital Works	356.89	294.38
(b) Deferred Tax Assets (Net)	-	68.34
(c) Long-Term Loans and Advances	166.24	239.86
(2) Current Assets		
(a) Trade Receivables	543.90	365.30
(b) Cash and Cash Equivalents	1,379.24	804.72
(c) Short-Term Loans and Advances	9.41	6.39
(d) Other Current Assets	15.73	13.48
Total	8,364.80	7,596.01
<div style="display: flex; justify-content: space-around; align-items: flex-end; margin-top: 20px;"> <div style="text-align: center;">  (A.K. AGARWAL) DIRECTOR (PROJECT) </div> <div style="text-align: center;">  (M.L. PRASAD) DIRECTOR (OPERATION) </div> <div style="text-align: center;">  (N.K. GUPTA) DIRECTOR (FINANCE) </div> </div> <div style="display: flex; justify-content: center; align-items: flex-end; margin-top: 20px;"> <div style="text-align: center;">  (ANIL KUMAR) MANAGING DIRECTOR </div> <div style="text-align: center; margin-left: 200px;">  (N.K. GUPTA) </div> </div>		


UTTARAKHAND POWER CORPORATION LTD.


CIN: U40109UR2001SGC025867


PROVISIONAL STATEMENT OF PROFIT AND LOSS FOR THE QUARTER ENDED 31st MARCH'2023


(Amount Rs. in Cr.)

Particulars	For the Quarter ended 31st March, 2023	For the year ended 31st March, 2023	For the year ended 31st March, 2022
Revenue/Income			
Revenue from Operations	2,178.55	8,572.40	7,223.56
Other Income	45.13	103.70	245.56
I. Total Income	2,223.68	8,676.10	7,469.12
Expenses			
Purchase Cost of Electricity	2,002.94	8,333.56	6,253.33
Repair and Maintenance Expenses	113.42	334.76	228.53
Employee Benefit Expenses	84.60	447.41	338.49
Financial Costs	63.23	183.04	203.22
Depreciation and Amortization Expenses	-	223.59	253.30
Other Administrative Expenses	41.36	96.55	65.08
II. Total Expenses	2,305.55	9,618.91	7,341.95
III. Profit/(Loss) before Exceptional/Prior Period Items, Rate Regulated Activities and Tax (I-II)	(81.86)	(942.81)	127.17
IV. Exceptional/Prior Period Items	(0.91)	17.37	(127.14)
V. Profit/(Loss) before Tax (III+IV)	(82.77)	(925.44)	0.03
VI. Tax Expense:			
Deferred Tax Assets/(Liabilities)			(21.45)
VII. Profit(Loss) for the Year (V-VI)	(82.77)	(925.44)	(21.42)


 (A.K. AGARWAL)
 DIRECTOR (PROJECT)


 (M.L. PRASAD)
 DIRECTOR (OPERATION)


 (N.K. GUPTA)
 DIRECTOR (FINANCE)


 (ANIL KUMAR)
 MANAGING DIRECTOR